

ICHABODTM FOOTBALL



Trent Hearn

*Senior Running Back
2nd Team all-MIAA*

Fletcher Terrell

*Senior Defensive Back
1st Team All-American*

Sam Sissom

*Senior Wide Receiver
Ichabod/MIAA TD
Reception Leader*

Trey Lewis

*Senior Defensive Tackle
1st Team all-MIAA*

2006 Washburn Football Schedule

Date	Opponent	Time
Sept. 2	Colorado Mines	1 p.m.
Sept. 9	at Western Washington	3 p.m.
Sept. 16	*at Central Missouri	1:30 p.m.
Sept. 23	*at Fort Hays State	7 p.m.
Sept. 30	*Southwest Baptist (Family Day)	1 p.m.
Oct. 7	*at Pittsburg State	2 p.m.
Oct. 14	*Northwest Missouri	1 p.m.
Oct. 21	*at Truman State	1 p.m.
Oct. 28	*Emporia State (Homecoming/Hall of Fame)	1 p.m.
Nov. 4	*at Missouri Southern	2 p.m.
Nov. 11	*Missouri Western (Senior Day)	1 p.m.
Nov. 18	NCAA Playoffs - First round	
Nov. 25	NCAA Playoffs - Second round	
Dec. 2	NCAA Playoffs - Quarterfinals	
Dec. 9	NCAA Playoffs - Semifinals	
Dec. 16	NCAA Playoffs - Championship	

Home Games (Blue) Played at Yager Stadium • Times listed as CST Time

Fletcher Terrell
*1st Team All-American
Defensive Back*



Page
4



Page
17



Page
27



Page
57



Page
71



Page
99



Page
131



The Washburn View

Travel Itinerary	3
Media Information	3
Covering the Ichabods	3
About Washburn	4-5
President Dr. Jerry Farley	5
2004-05 Athletics in Review	6
Athletics Director Loren Ferre'	6
Ichabod Club	6
Washburn Athletics Success	7
Athletics Staff	8-9
Washburn Staff Directory	10
About Topeka	11
Yager Stadium	12-13
Washburn Facilities	14-16

2006 Season Outlook

<i>Ichabod Coaching Staff</i>	
Head Coach Craig Schurig	18-19
Assistant Coaches	20-24
Graduate Assistant Coaches	25
<i>The 2006 Washburn Ichabods</i>	
Homegrown in Kansas	26
Numerical Roster	28-29
Alphabetical Roster	28-29
2006 Preseason Depth Chart	30
2006 Season Preview	31-32
Returning Ichabods	33-53
Ichabod Newcomers	54-55
Ichabod Stats and Facts	56

2006 Opponents

Colorado School of Mines	58
Western Washington University	59
Central Missouri State University	60
Fort Hays State University	61
Southwest Baptist University	62
Pittsburg State University	63
Northwest Missouri State University	64
Truman State University	65
Emporia State University	66
Missouri Southern State University	67
Missouri Western State University	68
2006 Opponent Composite Schedule	69
Game-by-Game Record vs 2006 Opponents	70

WU Sports Information

Sports Information Director	Gene Cassell
SID Office Phone	(785) 670-1791
SID Home Phone	(785) 357-5094
SID Fax	(785) 670-1091
e-mail	gene.cassell@washburn.edu
Assistant SID	Jeremy Wangler
e-mail	jeremy.wangler@washburn.edu
Athletics Web site	www.wusports.com

Credits

The 2006 Washburn University Football Media Guide was written and designed by Gene Cassell, sports information direc-

2005 Season Flashback

Season Flashback	72
2005 Game Recaps	73-84
2005 Season Stats	85-88
Superlatives/Starting Lineups	89
Final MIAA Standings/Honors	90
2005 Final Stats	91-94
All-time MIAA Final Standings	95
MIAA Record Book	95-98
About the MIAA	99

Ichabod Record Book

<i>Offensive Records</i>	
Individual Rushing	100
Individual Passing	102
Individual Receiving	104
Individual Total Offense	106
Individual All Purpose Yards	107
Individual Kickoff Returns	108
Individual Punt Returns	109
Individual Scoring	110
<i>Defensive Records</i>	
Individual Punting	111
Individual Defense	112
<i>Yearly Leaders</i>	
Rushing, Passing, Receiving	113
Total Offense, all-Purpose, Punt Return	114
Kickoff Return, Interception, Scoring	115
Punting, Tackles	116
<i>Team Records</i>	
Ichabod Team Records	117
Ichabod Charts	118

Ichabod Football History

Ichabod Most Valuable Players	119
Ichabod Football History	120
Conference Ties	120
Ichabods in Postseason Play	121-124
Ichabod Postseason Record Book	124-125
Conference Champs/Postseason Teams	126-130
Ichabod Honors and Awards	132-133
All-time Roster (1946-2005)	134-137
Ichabod Yearly Summary	138-139
Ichabod Coaching Records	139
Who Threw the First Forward Pass?	140
All-Time Game Results	140-150
2007-2011 Future Schedule	150
Ichabods in the National Polls	151
All Opponents Series History	152-155
All-Time Record Versus Opponents	156

tor. The book was edited by Regina Cassell, Louisa Schurig and Jeremy Wangler.

Players' mug shots and some action photos were also taken by Cassell. Additional action photos were taken by Chad Hickman. Campus photos were provided by Peggy Clark, Washburn University photographer. Coaches and player photos of opposing schools courtesy of each respective school's sports information office. Topeka photos courtesy of Topeka Visitor and Convention Bureau. Heartland Park photos courtesy of Heartland Park, Topeka. Historical photos from Kaw Yearbook and Washburn Bulletin. 1986 NAIA Playoff game courtesy of PSU SID Dan Wilkes.

The guide was printed by Mainline Printing, Topeka.

TABLE OF CONTENTS



***THIS IS
WASHBURN
FOOTBALL***



The 2006 Washburn University Football Media Guide is intended to provide information for writers, broadcasters, sports editors, sports information personnel and fans who follow the Ichabods. Material in the guide was current as of the printing deadline of July 1, 2006. Additional information is available in the Washburn Sports Information Office and through weekly releases available to personnel from accredited media outlets covering the Ichabods.

Washburn University is in Topeka, Kan., at the intersection of 21st Street and Washburn Avenue. Yager Stadium is located west of the Petro Allied Health Center in the center of campus. Media parking is located on the west side of the press box in the parking area north of the practice fields with entrance through a pass game..

The Washburn University Sports Information Office is located in room No. 200 D-E of the Petro Allied Health Center. Office hours are from 8 a.m. to 5 p.m., Monday through Friday. Phone: (785) 670-1791 ; Fax: (785) 231.1091. You may e-mail the SID office at gene.cassell@washburn.edu.

Media Credentials are available to personnel from accredited media outlets by contacting Gene Cassell, sports information director, Washburn University, Topeka, Kansas 66621. Credentials are available 90 minutes prior to kickoff at the Will Call window at the northwest entrance of Yager Stadium. All media seating

is in the Bianchino Pavilion on the west side of Yager Stadium on the third level. Press box space is reserved on a game-by-game basis and space is limited. Please contact the Sports Information Office at least one week before the game date to ensure a seat in the press box.

Radio Stations wishing to broadcast from Yager Stadium should make broadcast requests through the Sports Information Office at least one week in advance. One courtesy line will be made available to the official station of each visiting team. Additional stations wishing to broadcast must install their own line.

Telephone lines for writers to file their stories are available in Bianchino Pavilion. There are plenty of telephone lines for writers to file stories and photographers to wire photos.

Media Services include a game program and lineups, plus statistics and game notes for each team. Halftime stats are provided as well as individual and team stats and a play-by-play summary. Statistics are kept on the Automated Scorebook computer system by MRR Systems. Refreshments are available before each game.

Postgame Interviews with Coach Craig Schurig are available to media personnel after his brief meeting with the team immediately following the game. Players and coaches will be made available on the field for interviews. Interviews during the week can be arranged by calling the Sports Information Office.

"Thursday's with Mark"

On March 8, 2006, the Washburn Ichabod team lost a devoted fan in Mark Stueve, who was on the sidelines with the players for all of their games during their 2005 MIAA Championship season, to a three-year battle with cancer.

On Thursdays during the season, Mark would lead the players in a motivational talk every week of the season.

Starting this fall, the Ichabods will continue that tradition as different speakers through out the area will talk with the team the week of football games.

ABOUT WU

COACHES

PLAYERS

OPPONENTS

REVIEW

RECORDS

HISTORY

MEDIA INFORMATION / TRAVEL ITINERARY

Ichabods' Travel itinerary

Sept. 9, 2006

Western Washington

Leave: Sept., 7, 2006 at 5 a.m. via charter bus to KCI Airport for flight to Seattle

Lodging: Hampton Inn, 3985 Bennett Drive, Bellingham, WA 98225
Phone: (360) 676-7700

Return: Sept. 10 at midnight in KCI from flight

Sept. 16, 2006

Central Missouri

Leave: Sept. 16, 2006 at 7:30 a.m.

Return: Following game via charter bus

Sept. 23, 2006

Fort Hays State

Leave: Sept. 23 at 1 p.m.

Return: Following game via charter bus

Oct. 7, 2006

Pittsburg State University

Leave: Oct. 6 at 4 p.m. via charter bus

Lodging: Holiday Inn Express
4020 Parkview Drive
Pittsburg, Kan. 66262
Phone: (620) 231-8700

Return: Following game via charter bus

Oct. 21, 2006

Truman

Leave: Oct. 20 at 2 p.m. via charter bus

Lodging: Days Inn
Highway 63 South
Kirksville, Mo. 63501
Phone: (660) 665-8244

Return: Following game via charter bus

Nov. 4, 2006

Missouri Southern

Leave: Nov. 3 at 4 p.m. via charter bus

Lodging: Ramada Inn
3320 South Range Line Road
Joplin, Mo. 64804
Phone: (417) 781-0500

Return: Following game via charter bus

Ichabods on Radio

Washburn football games are broadcast in northeast Kansas on one of the strongest stations in the Midwest - AM580 WIBW Topeka and on KTPK 106.9 FM. Bruce Steinbrock is the play-by-play voice of the Ichabods and former Ichabod quarterback and assistant coach Mark Elliott, will provide color commentary. Jamie Overocker will provide insight from the sidelines.

The AM580 signal has a signal strength of six states. Select games will be broadcasted on KTPK 106.9.

All Washburn Ichabod games will also be broadcast on the World Wide Web at www.wusports.com by following the links to listen to the games.



Bruce Steinbrock



Mark Elliott

Covering the Ichabods

PRINT

Topeka Capital-Journal

785.295.1188
785.295.1230 Fax
616 Jefferson, Topeka, KS
66607
1.800.777.7171
Sports Editor: Eric Turner
WU Beat Writer: Ken Corbitt
785.295.1123

Kansas City Star

816.234.4355
816.234.4360 Fax
1729 Grand Ave., Kansas
City, MO 64108
Small College Beat Writer:
David Boyce

Salina Journal

785.827.6363
785.827.6060 Fax
P.O. Box 779, Salina, KS
67401
800.827.6363

Wichita Eagle

800.825.6397
316.268.6536 Fax
825 East Douglas, Wichita,
KS 67201
Small College Beat Writer

Hutchinson News

800.766.5772
316.662.4186 Fax
P.O. Box 190, Hutchinson
KS, 67504
Sports Editor

Washburn Review

785.233.3211
785.231.1035 Fax
1700 SW College, Topeka,
KS 66621
Sports Editor

RADIO STATIONS

WIBW (580AM/94.5FM)

785.297.9797
785.272.3536 Fax
P.O. Box 119, Topeka, KS
66601
Sports Department: Bruce
Steinbrock

WIRE SERVICES

Associated Press
800.852.4844
816.421.3590 Fax
215 West Pershing, Kansas
City, MO 64108

TV STATIONS

KSNT-27 (NBC)

785.582.3222
785.582.5283 Fax
P.O. Box 2700, Topeka,
KS 66601
Sports Director: Lance
Veesser

WIBW-13 (CBS)

785.272.7030
785.271.0418 Fax
P.O. Box 119, Topeka, KS
66601
Sports Director: Mark
Ewing

KTKA-49 (ABC)

785.273.4949
785.215.8495 Fax
2121 SW Chelsea Dr.
Topeka, KS 66614
Sports Director: Nic
Griffith



- ABOUT WU**
- COACHES**
- PLAYERS**
- OPPONENTS**
- REVIEW**
- RECORDS**
- HISTORY**

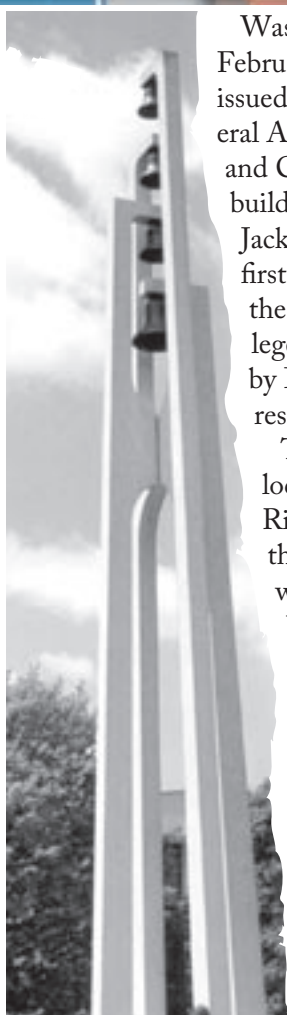
ABOUT WASHBURN UNIVERSITY

Washburn University was established in February 1865 as Lincoln College by a charter issued by the State of Kansas and the General Association of Congregational Ministers and Churches of Kansas. A two-story brick building on the northeast corner of 10th and Jackson Streets was soon erected and the first classes began in January 1866. In 1868, the school was renamed Washburn College, in recognition of a \$25,000 donation by Ichabod Washburn, a church deacon and resident of Worcester, Mass.

The university was granted a permanent location in 1865 when Topekan Col. John Ritchie donated a 160-acre site, which at the time was a considerable distance southwest of the city. Construction on the first building began in 1872, with occupancy

taking place in 1874. For the next two decades, college President Peter MacVicar conducted an aggressive development campaign. His efforts resulted in the establishment of numerous Victorian limestone structures which characterized the campus for the next 90 years.

Expansion of the school was constant. The School of Law was organized in 1903, as was a School of Fine Arts and a medical school, which educated physicians until 1913. During the next three decades structures such as the Mulvane Art Museum, Benton Hall and Whiting Field House were added to the campus. In June 1966, a tornado struck Topeka and several historic buildings on campus were demolished. The Washburn community rallied and financial support from friends and alumni made possible the rebuilding of many school facilities during the coming years.





Today, university facilities offer more than one million square feet of modern academic and support space.

In 1941, the citizens of Topeka endorsed Washburn by voting to establish a municipal university, supported in part by the city and governed by a local board of regents.

In 1952, the Washburn Board of Regents officially changed the name of the school to Washburn University of Topeka. In 1999, the university's primary funding was moved from city property tax to county sales tax sources, with the school retaining status as a municipal subdivision of the state.

In addition to local financial support, Washburn has received state funds since 1961, which have been coordinated by the Kansas Board of Regents since 1991. Washburn is governed by its own nine member Board of Regents.

Washburn provides broadly-based liberal arts and professional education through more than 190 certificate, associate, baccalaureate, master's and juris doctor programs through the College of Arts and Sciences and the Schools of Law, Business, Nursing and Applied Studies. Ninety-seven percent of the faculty hold a doctorate or the highest degree available in their discipline.



Dr. Jerry B. Farley
University President

Jerry Farley became the 14th President of Washburn University in 1997 following an extensive career in finance and business affairs at several Oklahoma higher education institutions. Aside from a full schedule of Washburn responsibilities, Dr. Farley speaks and teaches around the United States on topics related to Higher Education Finance, Auditing, Management and Leadership. He is a C.P.A. and has been the president and chair of the board of several state and national professional organizations. He has

authored or co-authored numerous articles and books on finance and accounting.

Dr. Farley holds a degree in finance and accounting, an MBA, and a Ph.D. in Higher Education Administration - all from the University of Oklahoma.

Serving on local and state boards has always been a priority for Dr. Farley. He is past president of the Topeka Chamber of Commerce. He has served on the board of directors of Red Cross, American Cancer Society, Boy Scouts, United Way and economic development corporations including Go Topeka.

He is the recipient of awards for outstanding contributions in public service, accounting, and higher education.

Academic Majors

* Denotes fields in which Secondary Education teaching certificates are available.

Degrees are listed after majors (C-Certificate of Completion)

Denotes joint programs with Kaw Area Technical School

Accounting, BBA, MBA	Legal Studies, C, AA
Addiction Counseling, C, AAS, BAS	Liberal Studies, MLS
Adult Care Home Administrator, C, BAS	Management, BBA
Allied Health C, AS, BHS	Marketing, BBA
Anthropology, BA	Mass Media, BA
Art History, BA	Mathematics*, BA, BS
Art*, BA, BFA	Medical Imaging, BHS
Athletic Training, BS	Medical Office Administration, C
Banking, AAS	Medical Technology, BS
Biology*, BA, BS	Mental Health and Disabilities, AAS, BAS
Business Administration, MBA	Military and Strategic Studies, C
Business Education, B.Ed	Music Education, BM
Cardiac Sonography, C	Music Performance, BM
Chemistry*, BA, BS	Music, BA
Clinical Psychology, MA	Natural Science and Mathematics, AA
Communication, BA	Non-Profit Management, C, BPA (in association with Public Administration)
Computer Information Science, BS	Nursing, BSN
Computer Information Systems, AA, BA, BS	Office Administration, C, AA #
Correctional Administration, MCJ	Philosophy, BA
Criminal Justice, AA, BSCJ	Physical Education*, BA, B.Ed, BS
Criminal Justice, MCJ	Physical Therapy Assistant, AS
Curriculum and Instruction, M.Ed.	Physics*, BA, BS
Design Technology, AAS #	Political Science, BA
Developmental Disabilities, AAS, BAS	Pre-Dentistry
Diagnostic Medical Sonography, C	Pre-Engineering
Early Childhood Education, AA	Pre-Law
Early Childhood Education, B.Ed	Pre-Medicine
Economics, BA	Pre-Optometry
Economics, BBA	Pre-Pharmacy
Education, M.Ed.	Pre-Theology
Educational Administration, M.Ed	Pre-Veterinary Medicine
Elementary Education, B.Ed	Psychology*, BA, MA
English*, BA	Public Administration, C, BP
Executive Administrative Assistant, C	Public Health Nursing, C
Finance, BBA	Purchasing, C, AAS #
Food Service, AA #	Radiation Therapy, C
Forensic Chemical Science, BS	Radiologic Technology, AS
French*, BA	Reading, M.Ed.
General Business, BBA	Religious Studies, BA
General Science, BS	Respiratory Therapy, AS
General Sonography, C	RN Articulation, BSN
German*, BA	RN Refresher
Gerontology, AAS, BAS	School Nurse Certification, C
Health Information Technology, C, AS	Secondary Education, M.Ed
Health Services Administration, BHS	Social Work, BSW
History*, BA	Social Work, MSW
Human Services, C, AAS, BAS	Sociology, BA
Humanities and Creative and Performing Arts, AA	Spanish*, BA
Industrial Technology, AAS #	Studio Art, BA
Integrated Studies, BIS	Technology Administration, BAS
Interrelated Special Education, M.Ed.	Theatre, BA
Law Enforcement, MCJ	Vascular Sonography, C
Law, JD	Victim/Survivor Services, C, AAS, BAS
Legal Office Administration, C	Word Processing, C
	Youth Services, AAS, BAS

ABOUT WU

COACHES

PLAYERS

OPPONENTS

REVIEW

RECORDS

HISTORY

ABOUT WASHBURN UNIVERSITY



Steve Anson
Baseball



Bob Chipman
Basketball (M)



Craig Schurig
Football



Doug Hamilton
Golf



Jennifer Hastert
Tennis (M/W)



Tim Collins
Soccer (W)



Lisa Carey
Softball

2005-06 Season Flashback

Team	Overall W-L	MIAA	MIAA Finish	Postseason
Baseball	29-25	16-12	4th	3rd at MIAA Tourney
Basketball-M	10-16	4-12	9th	none
Basketball-W	32-1	16-0	1st	NCAA Sweet 16
Football	9-3	7-1	1st	NCAA Second Round
Golf	121-34	29-6	2nd	2nd at NCAA Regional
Soccer-W	11-5-4	7-3-4	T2nd	None
Softball	36-21	11-5	4th	NCAA Regionals
Tennis-M	17-6	3-1	1st	NCAA Round of 32
Tennis-W	13-10	2-4	5th	NCAA First Round
Volleyball	35-3	15-1	1st	NCAA Round of 32
Totals	313-124-4 (.714)	110-46-4 (.700)		

**Overall athletic department
winning percentage - .714**



Chris Herron
Volleyball



Ron McHenry
Basketball (W)



Loren Ferré
Athletic Director

Loren Ferré became Washburn's director of athletics in February of 1996 after a six-year appointment at Black Hills State University in Spearfish, S.D. Ferré is a dynamic leader who has implemented many internal changes within the athletic department since arriving on campus. He has put increasing scholarships and departmental fund-raising at the top of his list.

In 2005, Ferré was named the Central Region Athletic Director of the Year.

At Washburn, Ferré has been instrumental in the establishment of a strong Ichabod Club support team and the raising of funds for athletic scholarships.

ships.

While at BHSU, Ferré was also director of the Donald E. Young Sports Fitness Center, a 172,000 square foot, \$10.2 million facility. During his Black Hills tenure, the athletics department nearly tripled its outside revenue, including large increases in ticket sales and scholarship funding. All 10 varsity teams won a conference title in his final three years.

Before joining the staff at Black Hills State, Ferré spent 17 years at the University of North Texas. He was the director of the Coliseum (1987-90) and was the associate and assistant director since 1980. He held the post of event coordinator (1978-80).

Ferré is a 1971 graduate of Texas Christian University, earning a bachelor of arts degree. He earned a master's in journalism from North Texas in 1982.

Ferré has just finished a three-year term as Chair of the NCAA Division II Men's Basketball South Central Regional Chairman.

Ferré and his wife Sarah, have two daughters, Caitlin and Hope.

THE ICHABOD CLUB

WASHBURN ATHLETICS™

The Ichabod Club is a booster club that works to promote Washburn University Athletics and provides financial support to its athletic programs. Membership in the Ichabod Club has played a major role in supporting the annual scholarship drive and making a difference in the lives of Washburn student-athletes for the past 20 years.

Washburn Athletics depends upon the annual contributions to the Ichabod Club Scholarship Fund to continue offering scholarship aid to our student-athletes.

The mission of the Ichabod Club is simply to provide the scholarship assistance to young men and women student-athletes (tuition, fees, books, room and board) unless the contribution is restricted to a specific sport or some other specific purpose. All gifts to the Ichabod Club are tax deductible to the full extent allowable by law.

Opportunities for alumni, friends, parents and boosters to become involved with the Ichabod Club program are available through pregame parties, golf tournaments, the Ichabod Club newsletter, monthly luncheons, the kick-off party and other special events.

For more information, call the Washburn Athletic Department at (785) 670-1135



Washburn wins 4 MIAA titles, 7 NCAA appearances

Football - 9-3 / 7-1 MIAA (1st)

- 2005 MIAA Champions
- Second Round of NCAA National Playoffs
- Ranked No. 13 in final AFCA National Poll
- MIAA First Team all-MIAA: Mike Odupitan, Rudy Sué, Fletcher Terrell (DB/KR), Trey Lewis, Grant Gould
- MIAA Second Team all-MIAA: Trent Hearn, Rawshawn Bland
- MIAA Honorable Mention all-MIAA: Jordan Brill, Jim Holland, Jeff Rickard, Eric Lawrence, Mike Gonzalez, Calvin Stuckey
- MIAA Commissioner's Academic Honor Roll: Jeremy Assal, Adam Azeltine, Ben Boswell, Adam Ewy, Jake Lebahn, Cason Lehman, James Martin, Curtis Massey, Josh Looney, Pat Mack, Dan Schneider, Jeff Scott
- all-Southwest Region CoSIDA First Team: Rudy Sué, Grant Gould, Fletcher Terrell
- all-Southwest Region CoSIDA Second Team: Fletcher Terrell
- CoSIDA/Daktronics First Team All-American: Fletcher Terrell
- Football Gazette First Team All-American: Fletcher Terrell
- D2football.com First Team All-American: Fletcher Terrell
- CoSIDA/Daktronics Second Team All-American: Grant Gould, Rudy Sué
- Football Gazette Second Team All-American: Grant Gould
- D2football.com Honorable Mention All-American: Grant Gould
- MIAA Coach of the Year: Craig Schurig
- AFCA Regional Coach of the Year: Craig Schurig
- Offensive Team MVP: Trent Hearn
- Defensive Team MVP: Grant Gould
- Overall Team MVP: Fletcher Terrell

Volleyball - 35-3 / 15-1 MIAA (1st)

- Ranked No. 10 in final AVCA National Poll
- NCAA Playoffs round of 32
- First Team all-MIAA: Erica Cowhick, Tessa Jones, Monica Miesner
- Second Team all-MIAA: Andi Moran
- Honorable Mention all-MIAA: Mandi Cox
- MIAA Commissioner's Academic Honor Roll: Mandi Cox, Valerie Peterson
- American Volleyball Coaches Association First Team all-Region: Tessa Jones, Monica Miesner, Andi Moran
- American Volleyball Coaches Association Honorable Mention: Mandi Cox
- American Volleyball Coaches Association Second All-American: Monica Miesner
- American Volleyball Coaches Association Third All-American: Tessa Jones
- MIAA Coach of the Year: Chris Herron
- MIAA Presidential Scholar: Bobi Riley
- Team MVP: Monica Miesner

Soccer - 11-5-4 / 7-3-4 MIAA (T2nd)

- First Team all-MIAA: Lora Westling and Jessica Mainz
- Second Team all-MIAA: Jenna Hatlestad, Lauren Schwindt and Jolene Silovsky
- Honorable Mention all-MIAA: Lisa Fahey, Kaydi Hooker, Amanda Geist
- MIAA Commissioner's Academic Honor Roll: Anna Fahey, Amanda Geist, Jenna Hatlestad, Meagan Horvath, McKinley Rainen, Erica Schmidt, Lauren Schwindt, Jolene Silovsky and Lora Westling
- NSCAA all-Central Region Second Team: Lora Westling, Jessica Mainz
- NSCAA all-Central Region Third Team: Lauren Schwindt
- MIAA Coach of the Year: Tim Collins
- all-MIAA Academic Team: Lora Westling, Lisa Fahey, Amanda Geist, Kaydi Hooker
- MIAA Presidential Scholar: Lisa Fahey
- Team MVP: Lora Westling

Men's Basketball - 10-16 / 4-12 MIAA (9th)

- Honorable Mention all-MIAA: Dylan Channel
- MIAA Commissioner's Academic Honor Roll: Andrew Meile, Brady Sisk
- Team MVP: Andrew Meile

Women's Tennis - 19-9 / 2-4 MIAA (T5th)

- Second Team all-MIAA: Jennifer Keiner (singles)
- Honorable Mention all-MIAA: Julie Huyberechts (singles/doubles), Amber Raindel (singles/doubles), Alicia Gardner (singles), Lisa Coleman (singles), Jennifer Keiner (doubles), Lauren Harris (doubles), Audrie Miller (doubles), Alex Rodenbeek (doubles)
- MIAA Commissioner's Academic Honor Roll: Julie Huyberechts, Alicia Gardner, Lauren Harris, Jennifer Keiner, Audrie Miller, Alex Rodenbeek

- all-MIAA Academic Team: Lisa Coleman, Lauren Harris, Audrie Miller
- MIAA Presidential Scholar: Audrie Miller
- Team MVP: Julie Huyberechts

Women's Basketball - 31-1 / 16-0 MIAA (1st)

- 2005 MIAA Champions
- NCAA Record 51 straight wins dating back to 2004-05 season
- MIAA Most Valuable Player: Jennifer Harris
- First Team all-MIAA: Jennifer Harris, Brooke Ubelaker
- Second Team all-MIAA: April Roadhouse
- MIAA Defensive Player of the Year: April Roadhouse
- all-MIAA Defensive Team: April Roadhouse and Cindy Keeley
- NCAA South Central Regional Team: Jennifer Harris
- WBCA/Kodak National Player of the Year: Jennifer Harris
- WBCA/Kodak First Team All-American: Jennifer Harris
- WBCA/Kodak First Team All-District: Jennifer Harris
- CoSIDA/Daktronics National Player of the Year: Jennifer Harris
- CoSIDA/Daktronics First Team All-American: Jennifer Harris
- CoSIDA/Daktronics Honorable Mention All-American: Brooke Ubelaker
- Division II Bulletin National Player of the Year: Jennifer Harris
- Division II Bulletin Honorable Mention All-American: Brooke Ubelaker
- Daktronics First Team all-Region: Jennifer Harris, Brooke Ubelaker
- MIAA Commissioner's Academic Honor Roll: Holly Henrichs, Cindy Keeley, Dani McHenry, Megan Sullivan, Brooke Ubelaker
- MIAA Coach of the Year: Ron McHenry
- 20th overall draft pick selected by Chicago Sky in WNBA: Jennifer Harris
- all-MIAA Academic Team: Cindy Keeley
- Team MVP: Jennifer Harris

Baseball - 29-25 / 16-12 MIAA (4th)

- First Team all-MIAA: Mark Stoltz
- Second Team all-MIAA: Sam Sissom
- Honorable Mention all-MIAA: Jeff LaCerte, Jake Lenherr, Jesse Schmidt, Michael Hammersmith, Luke Manners
- MIAA Commissioner's Academic Honor Roll: Tyler Blankenship, Jake Lenherr, Josh Ray, Jesse Schmidt, Brett Unrein
- Team MVP: Jake Lenherr

Softball - 36-21 / 11-5 MIAA (4th)

- First Team all-MIAA: Kala Huske
- Second Team all-MIAA: Kelly Swygert, Ashley Webb
- Honorable Mention all-MIAA: Brooke DeVader, Shannon Gosser
- NFCA Second Team all-Region: Kala Huske, Mandi Daigh
- MIAA Commissioner's Academic Honor Roll: Brooke DeVader, Kala Huske, Mikala Mohler, Erin Pierce, Mandy Tarbutton
- Team MVP: Kelly Swygert

Men's Tennis - 17-6 / 3-1 MIAA (1st)

- Won first MIAA Championship
- MIAA Most Valuable Player: Rutger Vliegenburg
- MIAA Freshman of the Year: Drew Hanson
- First Team all-MIAA: Rutger Vliegenburg (singles/doubles), Drew Hanson (singles), Andrew Plum (doubles), Nathan Martin (doubles), Brad Johnston (doubles), Tyler Kinder (doubles), Blake Edwards (doubles)
- Second Team all-MIAA: Nathan Martin (singles), Tyler Kinder (singles), Brad Johnston (singles)
- Honorable Mention all-MIAA: Andrew Plum (singles)
- MIAA Commissioner's Academic Honor Roll: Tyler Kinder, Rutger Vliegenburg, Nathan Martin
- all-MIAA Academic Team: Nathan Martin
- Team MVP: Rutger Vliegenburg

Golf - 121-34 / 29-6 MIAA (2nd)

- First Team all-MIAA: Matt Ewald, Jeremiah Nelson, Matt Warnock
- MIAA Commissioner's Academic Honor Roll: Matt Bish, Ryan Deutsch, Taylor Dunham, Dan Hersch, Jeremiah Nelson, Jason Robbins, John Robbins, Matt Warnock, Sam Wempe
- PING all-Region Team: Ryan Deutsch, Matt Ewald, Jeremiah Nelson, Taylor Dunham
- CoSIDA Academic Second Team all-Region: Matt Warnock
- all-MIAA Academic Team: Matt Warnock
- Team MVP: Matt Ewald

ABOUT WU

COACHES

PLAYERS

OPPONENTS

REVIEW

RECORDS

HISTORY

ATHLETIC/ACADEMIC SUCCESS AT WASHBURN

**Cumulative
Athletic
Department Grade
Point Average as
of Spring 2006**

3.01

**2005-06 MIAA
Commissioner's
Academic Honor
Roll Members**

58

**Of 242
Student-Athletes,
number who had
3.0 GPA or higher**

118

**Of 242
Student-Athletes,
number who had
3.5 GPA or higher**

55

**Of 242
Student-Athletes,
number who had
4.0 GPA or higher**

10

**Number of
Student-Athletes
to receive all-
MIAA Athletic
Honors**

75



- ABOUT WU
- COACHES
- PLAYERS
- OPPONENTS
- REVIEW
- RECORDS
- HISTORY

ATHLETIC ADMINISTRATIVE STAFF



Kerry Dickerson

Former Ichabod assistant basketball coach Kerry Dickerson is in his fourth season as the Ichabod athletic department's director of development after serving six seasons on the Ichabod coaching staff. A native of Blue Springs, Mo., Dickerson was a two-year starter for the Ichabods at point guard and played on the team from 1988 to 1993. He started 38 of 116 games for Washburn

and his team leadership on two MIAA championship and NCAA Division II tournament teams was a mark of success.



Janet Degginger

Janet Degginger is in her 20th year as Washburn's assistant athletics director.

Degginger returned to her alma mater in 1987 as assistant director of athletics. In that capacity, she is responsible for managing and monitoring the eligibility of student athletes as the compliance director. During the 1995-96 academic year, Degginger served as the interim director of athletics. She also currently serves as the university's senior women's administrator.

Degginger has served on several university, conference and national committees. She is currently a member of the NCAA Professional Sports Liaison Committee and has served on a subcommittee of the NCAA Research Committee for developing a financial analysis report. She is a member of Washburn's Faculty Athletics and Financial Aid committees.

Degginger is a 1967 graduate of Washburn and has done postgraduate work at Kansas. She has a son, Preston.



Gene Cassell

Gene Cassell is in his eighth season as Washburn Sports Information Director after starting in December 1998. Cassell is a 1997 graduate from Northwest Missouri State University, where he graduated with a Bachelor of Science in journalism accompanied with a minor in broadcasting.

Besides overseeing the media relations of Washburn's 10 athletic teams, Cassell also runs game administration and is the webmaster of "The Blue Zone" - The Official Site of Washburn Athletics. Cassell is a member of CoSIDA and a member of the Publications Contest Committee.

Cassell has received 41 citations for excellence for office publications, including seven best in the nation, 12 second place finishes and six best covers in the nation.

Cassell and his wife, Regina, live in Topeka with their two sons, Jacob who was born on March 23, 2003, and Jared who was born on May 26, 2005. Regina is the director of student publications and is a professor in the Washburn mass media department.



Summer Broeckelman

Summer Broeckelman is in her second season as the Marketing/Ticket Coordinator for Washburn. She will also focus on increasing interest and attendance on Ichabod and Lady Blues game nights. Prior to joining the athletic department, Broeckelman worked as a sales rep for Alternative Business Systems in Lenexa, Kan.

Broeckelman is a 2004 graduate of Washburn University with a Bachelor's Degree in Mass Media/Public Relations and a minor in Communications. She is engaged to assistant football coach Cooper Harris and will be married Dec. 30, 2006



Jeremy Wangler

Jeremy Wangler began work at Washburn as the assistant sports information director/assistant marketing director in December 2005. Prior to that he worked one semester as the graduate assistant at the University of Nebraska at Omaha and one year as an intern at Emporia State University.

Wangler got his bachelor's degree in journalism at UNO and spent three years working in the sports information department as the student assistant from 2001-04. While there, three of the media guides he helped produce won best in nation in the CoSIDA publications contest.

At ESU, Wangler took on numerous duties, including media guide production, as he interned as the assistant media relations director during the 2004-05 year.

The Omaha, Neb., native resides in Topeka.



Steve Ice

Steve Ice enters his 25th year as the Head Athletic Trainer at Washburn University.

Ice took over the Ichabods and Lady Blues programs in the fall of 1982 after a three-year assignment as the Associate Athletic Trainer at Lehigh University in Bethlehem, Penn.

During Ice's tenure at Washburn, the athletics training staff has seen the addition of the Petro Allied Health Center as a valuable resource for the prevention and rehabilitation of WU student-athletes.

Ice received his bachelor's degree from St. Mary of the Plains College in Dodge City, Kan., in 1977 and earned his master's from the University of Kansas in 1980. Ice also served as a graduate assistant athletic trainer for the Jayhawks from 1977 to 1979.

In addition to his duties at Washburn, Ice works in conjunction with the Tallgrass Orthopedic Group of Topeka.

Steve and his wife Janis have four children; Brian, Patrick, Jenna and Alyssa.



Ron Wessel

Ron Wessel enters his 27th year at Washburn University as the head equipment manager for the athletics department.

Wessel, a native of Sierra Vista, Ariz., is in charge of maintaining all of the athletic department's equipment needs. He attended Baker University in Baldwin City. Wessel then accepted the equipment manager's position at Washburn in the spring of 1980.

He is a member of the American Equipment Managers Association and became certified in 1992. Wessel has served as a District Director of the AEMA since 1993. In addition, he serves on the Continuing Education Committee of the AEMA.

Ron lives in Topeka and enjoys sports, traveling, science fiction and physical fitness.



John Burns

John Burns is in his fourth season as a Certified Athletic Trainer after joining Washburn Athletics in August of 2003.

Burns, a native of Salina, Kan., has job responsibilities with both athletics and academics. His primary athletic training responsibilities is with the football team, and academically, he oversees and teaches athletic training students as the Clinical Education Coordinator in the Athletic Training Education Program for the HPEES department.

He is an alumnus of Washburn, receiving his bachelor's degree in 1992. Burns then earned a Master of Science degree in exercise and sports science from the University of Arizona in 1994. Prior to returning to Washburn, he was a staff athletic trainer at Freeman Hospital in Joplin, Mo., and most recently, the Coordinator of Sports Medicine for Integris Baptist Regional Health Center in Miami, Okla., where he also served as a consultant athletic trainer for the Northeastern Oklahoma A&M Junior College Norsemen.

John is married to Linda Oldham Burns, also a Washburn alumn and scholarship coordinator in the financial aid department, and they have a son, Tyler.



Steve Anson
Head Baseball Coach



Ewan Auguste
Assistant Men's
Basketball Coach



Larry Blumberg
Faculty Athletics
Representative



Chris Brown
Assistant Football Coach
Defensive Coordinator



Lisa Carey
Head Softball Coach



Bob Chipman
Head Men's
Basketball Coach



Tim Collins
Head Women's
Soccer Coach



Sandy Foster
Athletics Secretary



Doug Hamilton
Head Golf Coach



Cooper Harris
Assistant Football Coach
Special Teams Coordinator



Jennifer Hastert
Head Men's and Women's
Tennis Coach



Gil Herrera
Petro Facilities
Coordinator



Chris Herron
Head Women's
Volleyball Coach



Trent Jones
Assistant Women's
Volleyball Coach



Ron McHenry
Head Women's
Basketball Coach



Brian Miller
Assistant Football Coach
Offensive Coordinator



Dustin Odum
Assistant Women's
Basketball Coach



Rob Robinson
Assistant Football Coach
Recruiting Coordinator



Craig Schurig
Head Football Coach



David Trupp
Assistant Football Coach
Strength/Conditioning

ABOUT WU

COACHES

PLAYERS

OPPONENTS

REVIEW

RECORDS

HISTORY

ATHLETIC STAFF/COACHES



Washburn University

Area Code: 785 -- Main campus switchboard number: 785-670-1010

General athletics number: 785-670-1134

Athletics fax number: 785-670-1091

University Administration

President	Dr. Jerry Farley	670-1556
Vice President / Administration & Treasurer	Wanda Hill	670-1634
Vice President / Academic Affairs	Dr. Ron Wasserstein	670-1649
Vice President / Student Life	Dr. Denise Ottinger	670-1390
Vice President / Enrollment Management	Al Dickes	670-1812

Washburn Athletics Phone Numbers

Director of Athletics	Loren Ferre'	670-1794
Associate Director of Athletics for Development	Kerry Dickerson	670-1334
Assistant Director of Athletics/SWA	Janet Degginger	670-1790
Sports Information Director	Gene Cassell	670-1791
Marketing/Ticket Director	Summer Broeckelman	670-2637
Assistant Sports Information/Marketing Director	Jeremy Wangler	670-1948
Faculty Athletics Representative	Larry Blumberg	670-1493
Head Athletic Trainer	Steve Ice	670-1753
Head Equipment Manager	Ron Wessel	670-1761 or 670-1338
Athletic Facilities Manager	Gil Herrera	670-1304
Athletics Secretary	Sandy Foster	670-1339
Administrative Assistant for Development	Charie Broughton	670-1466

Washburn Coaching Staff

Football

Head Coach	Craig Schurig	670-1340
Offensive Coordinator	Brian Miller	670-1705
Defensive Coordinator	Chris Brown	670-1795
Defensive Line Coach/Strength and Conditioning	David Trupp	670-1335
Linebackers/Special Teams Coordinator	Cooper Harris	670-1798
Wide Receivers/Recruiting Coordinator	Rob Robinson	670-1947

Volleyball

Head Coach	Chris Herron	670-1946
------------------	--------------------	----------

Women's Soccer

Head Coach	Tim Collins	670-1756
------------------	-------------------	----------

Baseball

Head Coach	Steve Anson	670-1793
------------------	-------------------	----------

Softball

Head Coach	Lisa Carey	670-1797
------------------	------------------	----------

Men's Basketball

Head Coach	Bob Chipman	670-1355
Assistant Coach	Ewan Auguste	670-1881

Women's Basketball

Head Coach	Ron McHenry	670-1796
Assistant Coach	Dustin Odum	670-1462

Golf

Head Coach	Doug Hamilton	670-1764
------------------	---------------------	----------

Men's and Women's Tennis

Head Coach	Jennifer Hastert	670-1757
------------------	------------------------	----------



About the city of Topeka:

Topeka is the capital city of Kansas and supports most of the state agencies

Topeka is the home of national companies such as Frito-Lay, Goodyear, Payless Shoe Source, American Investors, Hill's Pet Nutrition and Josten's

Topeka has more than 200 restaurants and 30 attractions, galleries and entertainment venues and more than 3,200 hotel rooms

Heartland Park Topeka (left) has been a world-class destination since 1989 and was the first major motorsports facility to be built in North America since 1968.

ABOUT WU

COACHES

PLAYERS

OPPONENTS

REVIEW

RECORDS

HISTORY



ABOUT TOPEKA





- ABOUT WU
- COACHES
- PLAYERS
- OPPONENTS
- REVIEW
- RECORDS
- HISTORY

YAGER STADIUM - HOME OF THE ICHABODS



The \$4.3 million construction project began following the 2002 football season. A new press box, University suite, hospitality lounge and booster area reshaped the scenery around the football field. Additional changes include new restroom facilities, concession stands and a viewing point at the north end of the field which includes an Ichabod statue, memorial walkway and donor plaques.

Before the 2006 season, an artificial field surface and running track was added to the stadium. The Sportexe field is the same as the NFL's Baltimore Ravens and was installed at a cost of \$1 million.

The new name of Yager Stadium at Moore Bowl is in honor of former Ichabod runningback Gary Yager. An anonymous donor pledged \$1 million. The first lead gift to the stadium renovation was from former Ichabod defensive end Bernie Bianchino who donated \$500,000 for the Bianchino Pavilion which houses six suites, a president's suite, media facilities, new restroom and concession facilities and meeting rooms.

Moore Bowl has served as the home for Washburn football since its dedication on Sept. 28, 1928 - a 20-12 loss to William Jewel. Throughout its 73-year history, the bowl has been witness to hundreds of high school and college games, long-standing


conference rivalries and the tornado of 1966.

Construction of the original bowl was part of a \$215,000 athletic project, which also included the addition of Whiting Field House to the Washburn campus. The bowl was built in a natural depression south of Old Thomas Gymnasium and was designed to be similar to the facility at the University of Colorado. By taking advantage of the natural depression, the bowl was constructed in just seven months at a cost of approximately \$30,000. The construction work was under the direction of Cleveland S. Loper, head of the engineering department, with the contract for the excavation given to C.A. Ritchie of Topeka.

The original design for the horseshoe-shaped bowl (overall size of 400' by 650') called for 15,000 seats — 8,000 in the original construction with the remaining seats to be built along the north end of the horseshoe. Additional seating was not added and the bowl currently has a seating capacity of 7,200.

A press box and concessions stands were added to the facility in 1963 but destroyed three years later in the '66 tornado.

The bowl was named in honor of George Godfrey Moore, a Topeka sports enthusiast who had developed a reputation throughout the Midwest as a keen sportsman and friend of Washburn.





Feb. 6, 2003



Feb. 17, 2003




Feb. 21, 2003



March 3, 2003



April 1, 2003



April 23, 2003




April 31, 2003




May 9, 2003



May 21, 2003



June 3, 2003



June 10, 2003



June 17, 2003



June 23, 2003



June 26, 2003



Gary Yager

Gary Yager is a native of Kansas City, Mo., and the current president and CEO of Vision Bank in Topeka.

He previously was vice chairman and director of Western National Bank and Unison Bancorp, Inc.

Yager was a member of the Ichabods from 1972-75 and rushed for 1,297 yards and 12 touchdowns in his career. Yager came to Washburn and to the Ichabod football program because of the athletic scholarship he received coming out of East High School.

His rushing total ranks 11th all-time in the Washburn career charts, leaving school as the fifth leading ground-gainer in Ichabod history. His most successful season came during his senior campaign when he rushed for 748 yards and eight touchdowns en route to First team all-Great Plains Athletic Conference honors. The eight touchdowns were the second most in school history in a single-season and that total still ranks in the top six all-time while the 748 yards is ninth on the all-time chart.

Upon his graduation from Washburn in 1976 with a bachelor of business, Yager remained in Topeka taking a position at the First National Bank of Topeka as the assistant vice president of correspondent banking - a position he held for 10 years before moving to Commerce Bank & Trust Company as the vice president of loans. While at Commerce Bank & Trust, he managed a \$34,000,000 loan portfolio.

Yager has remained close to Washburn and to the Ichabod football program. He served on the search committee for the Ichabod head coach and was a member of the Football Stadium Renovation Committee helping to fund-raise for the project working as an integral part of getting the Topeka corporate and banking communities involved. He is also past president and treasurer of the Sigma Phi Epsilon Alumni Chapter. He has also served as the vice chairman of the Topeka Housing Authority.

Staying active and dedicated to the Topeka and Washburn communities are two of the reasons that compelled the donor to honor Yager with the stadium gift.

Yager is married to former Washburn student athlete Widge Swartz. At Washburn, Widge participated in both volleyball and gymnastics. The Yagers have two sons, Tyson and Tab. Tyson graduated from Kansas State in 2006 and Tab is a sophomore at Washburn.



Sept. 1, 2003

ABOUT WU

COACHES

PLAYERS

OPPONENTS

REVIEW

RECORDS

HISTORY

YAGER STADIUM - HOME OF THE ICHABODS



- ABOUT WU
- COACHES
- PLAYERS
- OPPONENTS
- REVIEW
- RECORDS
- HISTORY

WASHBURN FACILITIES




Yager Stadium

Yager Stadium at Moore Bowl has been the home of Ichabod football since 1928. The facility underwent major improvements before the 2003 season with the \$4.3 million press box addition and concourse. Before the 2006 season, the facility added a Sportexe artificial field turf surface and a four-lane running track which all teams may train on. The Lady Blues soccer team moved to the stadium before the 2006 season. The stadium has a capacity of 7,200.

Lee Arena

Lee Arena is the home of the Ichabod and Lady Blues basketball teams as well as the Lady Blues volleyball teams. The arena was refurbished before the 2001 season with suites and office space and before the 2003 season, a video board and statistic boards were added as well. The arena's capacity is 3,904 as well as another 200 from the McPherson Booster Room and 75 from the Amerus Conference Room can view the games. The new addition also houses the SBC Student Technology Center.





Falley Field

Falley Field has been the home of the Ichabod baseball team since the 1990 season. Plans for future upgrades include a new scoreboard, bullpens, hitting cages and infield turf. The press box has space for upto 15 media outlets. Capacity for Falley Field is listed at 800.



ABOUT WU

COACHES

PLAYERS

OPPONENTS

REVIEW

RECORDS

HISTORY

WASHBURN FACILITIES



Washburn Softball Complex

The Washburn Softball Complex has two fields with the east field having dimensions of 200 to the foul poles and 220 to center field. The field has been upgraded with a new 8-foot tall wooden fence and future plans include more seating, a new infield surface, scoreboard addition and completed dugouts. The press box was added before the 2000 season.

Washburn Tennis Complex

The Washburn tennis complex has played host to many NCAA Regionals including the men's regional in 2006 and both men's and women's regional action in 2004 as well as the fall ITA Midwest Regional Tournament.



Washburn Soccer Complex

The soccer facility is used mainly for practice starting in the 2006 season as the Lady Blues will move to Yager Stadium.




Whiting Fieldhouse

The facility built in 1928 is used for Washburn volleyball and basketball practices. It also holds the indoor batting cages for the baseball and softball teams.



- ABOUT WU**
- COACHES**
- PLAYERS**
- OPPONENTS**
- REVIEW**
- RECORDS**
- HISTORY**

WASHBURN FACILITIES



WEIGHT ROOM

After more than \$150,000 in upgrades to the weight room, the Washburn athletic program now boasts one of the best facilities in the Midwest.

Ichabod Power is based on using free weights and the feet in contact with the floor, using triple extension of the ankle, knee and hip. This type of training is used to develop athletes stability in the joints and trunk, and power in the lower body when in contact with the playing surface. Each multi-rack and Olympic platform allows the Washburn athlete to perform Olympic Lifts on a solid oak surface.

The multi-racks are self-contained with all the weight on the rack. This allows the Washburn athlete to perform 90 to 95 percent of their work in one area. The racks and platforms have special features that allow the student-athlete to perform secondary exercises with special attachments. The installation of new equipment transformed Washburn's weight room into a top-notch facility.




TRAINING ROOM

The Washburn Athletic Training Center is one of the most advanced in the Midwest. The four-year old facility is nearly triple the size of the one it replaced.

Steve Ice, Washburn's Head Athletic Trainer, has been with the Ichabods and Lady Blues athletic programs for more than 24 years. He has a student staff of more than 20. Dr. Iris Gonzalez, the campus physician, is the team's resident doctor. Dr. Matthew Bohm of the Cotton O'Neil Clinic comes to campus every Wednesday to evaluate student-athletes and to educate athletic trainers. Orthopedic Clinic and Sports Medicine provides state-of-the-art orthopedic care. The clinic has a team of five surgeons, a physical assistant, registered nurses, a physical therapist and certified athletic trainers. Stormont-Vail's Gerald Applehans, Director of Physical Medicine, provides Michael Ramirez, ATC-R, for daily treatments, education and internship sites.





Craig Schurig
*2005 MIAA Coach of
the Year*

WASHBURN OFFENSIVE GAME PLAN		
2 MINUTE	4 MINUTE	VS Central
1. []	1. []	GOAL LINE
2. []	2. []	1st Down
3. []	3. []	2nd Down
4. []	4. []	3rd Down
5. []	5. []	4th Down
6. []	6. []	Field Goal
7. []	7. []	Special Teams
8. []	8. []	Timeouts
9. []	9. []	Substitutions
10. []	10. []	Notes



- ABOUT WU
- COACHES
- PLAYERS
- OPPONENTS
- REVIEW
- RECORDS
- HISTORY

HEAD COACH CRAIG SCHURIG



In only four seasons as the Ichabods' head coach, Washburn head coach Craig Schurig has led the Washburn football program to a new level after building on a 2004 Mineral Water Bowl Championship. The Ichabods posted their first NCAA Playoff appearance as well as Washburn earning their first MIAA Championship in 2005. Schurig earned the MIAA's Coach of the Year for his efforts leading the Ichabods last season. The conference championship was the first by the Ichabods since the 1983 season. He was also named the AFCA's Region 3 Coach of the Year.

Washburn finished the 2005 season with a school-record nine wins and a 7-1 mark in conference play.

The 2004 season saw the Ichabods record their first winning season since 1999 and their first postseason win since 1986 with a 36-33 win over Northern State in the Mineral Water Bowl.



Schurig was named the Ichabod head coach on Dec. 28, 2001 after coaching for nearly a decade in a winning program. Schurig has brought the knowledge of success, a winning attitude and a new



intensity to the Ichabod football program. In his four seasons at Washburn, the Ichabods have had three All-American selections, two MIAA Freshman of the Year and 41 players receive all-MIAA honors. He has been equally on task with players in the classroom with 54 Ichabods named to the MIAA Commissioner's Academic Honor Roll, including two Academic All-Americans. While under Schurig, the Ichabod football program has also seen sweeping changes in facilities with the improvements to Yager Stadium including a new artificial turf and

The Schurig File	
Year at WU:	Fifth
Birthdate:	March 2, 1965
Wife:	Louisa
Children:	Samantha, Mitchell, Michael
College:	Colorado Mines, 1987
Coaching Experience	
2002-	WU (head coach/quarterbacks)
1996-2001	Pittsburg State (defensive backs/punt team)
1993-95	Pittsburg State (tight ends)
1992	Colorado Mines (running backs)
Playing Experience	
1983-86	Colorado Mines (defensive back)



equipment upgrades in the weight room.

While on the Pittsburg State coaching staff, Schurig was a part of an NCAA national finalist squad in 1995, four MIAA Championship teams and eight NCAA Division II Playoff teams. He helped guide one of the top defenses in Division II, including the top-ranked defensive squad in 1999.

Prior to working with the defensive backs, he worked three seasons with the Gorillas' tight ends.

Before arriving at Pittsburg State, Schurig spent the 1992 season as a volunteer assistant coach at his alma mater, Colorado School of Mines joining the Gorillas in 1993.

Schurig, a Willingboro, N.J., native, was a four-year letterman as a defensive back at Colorado Mines and was selected team captain as a senior. He earned second-team all-Rocky Mountain Athletic Conference honors as a senior. He graduated in 1987 with a bachelor's degree in petroleum engineering.

Schurig earned a master's degree in physical education at Pittsburg State in 1996. Craig and his wife, Louisa, have a daughter, Samantha, and two sons, Mitchell and Michael.



Craig and Louisa Schurig with daughter Samantha and sons Mitchell and Michael



Schurig vs all-Opponents

MIAA Opponents

Central Missouri	1-3
Emporia State	3-1
Northwest Missouri	1-4
Missouri Southern	3-1
Missouri-Rolla	3-0*
Missouri Western	1-3
Pittsburg State	1-3
Southwest Baptist	3-1
Truman State	3-1
MIAA	19-17

*record as MIAA school

Non-Conference

Colorado Mines	1-1
Fort Hays State	1-1
Langston	2-0
Northern State	1-0
Wisconsin-LaCrosse	0-1
Central Washington	0-1
Western Washington	1-0
Record	6-4



ABOUT WU

COACHES

PLAYERS

OPPONENTS

REVIEW

RECORDS

HISTORY

HEAD COACH CRAIG SCHURIG

Schurig's Career Coaching Record

Year	School	Overall				MIAA				Finish	Postseason
		W	L	T	Pct.	W	L	T	Pct.		
2002	Washburn	3	8	0	.272	3	6	0	.333	6th	none
2003	Washburn	5	6	0	.454	3	6	0	.333	6th	none
2004	Washburn	8	4	0	.667	6	3	0	.667	3rd	Mineral Water Bowl Champs
2005	Washburn	9	3	0	.750	7	1	0	.875	1st	NCAA Second Round Playoffs
4-season total		25	21	0	.543	19	16	0	.542		



- ABOUT WU
- COACHES
- PLAYERS
- OPPONENTS
- REVIEW
- RECORDS
- HISTORY

ASSISTANT COACHES



Brian Miller
Offensive Coordinator

Brian Miller begins his fifth season as the Ichabods' offensive coordinator and offensive line coach.

In four seasons at the helm of the Ichabod offense, the squads have recorded four of the top nine passing seasons in school history and four of the top seven total offensive years in Washburn history. Three of the top five rushing seasons have been behind under Miller's offensive linemen and three 1,000 yard rushers.

Miller has coached one second team All-American offensive lineman, one first team all-region selection and four all-MIAA picks.

In 2005, the Ichabods set new school offensive records for most passing yards, total offense, passing touchdowns, first downs and points in a season while recording three-straight 1,000 yard running backs.

Miller, a native of Golden, Colo., was the offensive coordinator at



Brian and Michelle Miller with son Alex and daughter Bailey - oldest son Matt not pictured

Minnesota-Crookston from 1997 to 2001.

Prior to coaching at UMC, Miller coached for the Northern State Wolves, where he was special teams coordinator, and coached defensive line and running backs, each for a season.

Miller graduated in 1989 with a bachelor of arts degree from Hastings College in Nebraska, and a master of science from St. Cloud State.

He and his wife Michelle reside in Topeka with their two sons: Matt and Alex, and daughter Bailey.

The Miller File

Year at WU:	Fifth
Birthdate:	Sept. 29, 1967
Wife:	Michelle
Children:	Matt, Bailey and Alex
College:	Hastings, 1989

Coaching Experience

2002-	WU (offensive coordinator/offensive line)
1997-2001	Minnesota-Crookston (offensive coordinator)
1995-1996	Northern State (special teams coordinator/defensive line/running backs)
1993-94	St. Cloud State (running backs)

Playing Experience

1985-88	Hastings (linebacker)
---------	-----------------------



Chris Brown Defensive Coordinator

Chris Brown is in his fifth season as the Ichabods' defensive coordinator and defensive secondary coach.

While at Washburn, Brown has coached one All-American in Fletcher Terrell, two all-region picks and two all-MIAA selections.

In four seasons as the Ichabods defensive coordinator, Washburn's defense has improved each season. This past season, the Ichabods forced a MIAA-leading 30 turnovers and allowed 3.7 yards per carry. In 2005, the Ichabods also recorded 29 sacks, which were the most since the 2000 season and the combined total of the previous three seasons.

Brown came to Washburn after spending three seasons as the

secondary coach at Liberal High School where the Redskins compiled a 37-5 record from 1998-2001.

Brown, a native of Liberal, Kan., is a 1996 graduate of Pittsburg State University where he recorded 470 tackles in 43 starts in his career at free safety. He is one of



Chris and Daphne Brown with sons Hunter and Hayden

only three Gorillas to earn All-American honors three times. He was an unanimous first team All-American selection his senior season and was named the CNN Division II National Player of the Year in 1995. In the championship game as a freshman he recorded a record 21 tackles against Jacksonville State. He was also named to the NCAA Quarter Century Team from all players from 1975 to 1999 at free safety. Brown will be inducted into the Pittsburg State Athletic Hall of Fame this fall.

He and his wife, Daphne, live in Topeka with their boys, Hunter and Hayden.

The Brown File

Year at WU:	Fifth
Birthdate:	July 3, 1974
Wife:	Daphne
Children:	Hunter and Hayden
College:	Pittsburg State, 1996

Coaching Experience

2002-	WU (defensive coordinator/defensive backs)
1998-2001	Liberal High School (defensive coordinator)

Playing Experience

1992-95	Pittsburg State (free safety)
---------	-------------------------------

ABOUT WU

COACHES

PLAYERS

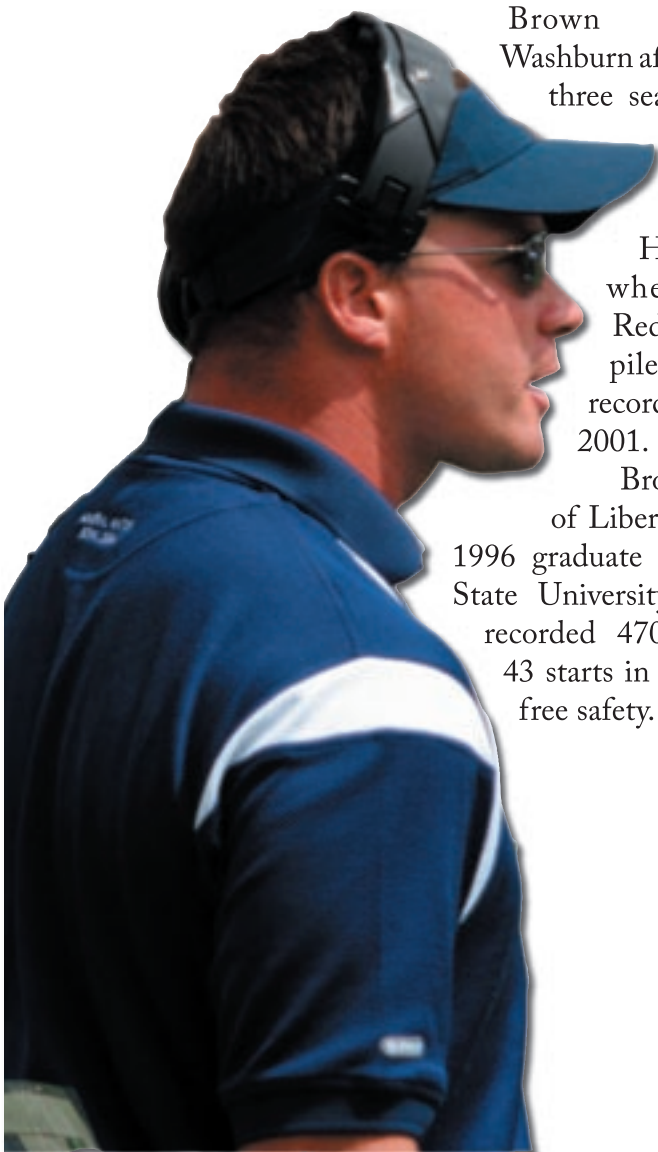
OPPONENTS

REVIEW

RECORDS

HISTORY

ASSISTANT COACHES





- ABOUT WU
- COACHES
- PLAYERS
- OPPONENTS
- REVIEW
- RECORDS
- HISTORY

ASSISTANT COACHES



Rob Robinson
Wide Receivers / Recruiting
Coordinator


Rob Robinson is in his fifth season on the Ichabod coaching staff. He will direct Washburn's wide receivers and kickoff return team and lead the 'Bods recruiting efforts as the coordinator.

While at Washburn, Robinson has coached three of the top seven receivers in school history as well as two all-MIAA selections and an all-region receiver.

In 2004, he coached only the third Washburn receiver to reach at least 1,000 yards as the Ichabods broke the school record for most passing yards in a season.

Robinson spent one season at Pittsburg State as a graduate assistant, coaching the defensive backs with Ichabod head coach Craig Schurig.

Robinson is a 2000 graduate from William Jewell College in Liberty, Mo. He was a four-year let-



Rob and Jessica Robinson and son Tabor

terman for the Cardinals at fullback, playing on special teams as well.

He was named the 1997 and 1998 Special Teams Player of the Year and was an all-conference selection his junior season. As a senior he was named to the Player's Council and was a third team all-HAAC selection.

Robinson is married to the former Jessica Channels. They have a son, Tabor and they are expecting their second child in October.

The Robinson File

Year at WU:	Fifth
Birthdate:	Sept. 25, 1977
Wife:	Jessica
Children:	Tabor
College:	William Jewell, 2000

Coaching Experience

2002-	WU (wide receivers/recruiting coordinator)
2001-02	Pittsburg State (defensive backs)

Playing Experience

1997-2000	William Jewell (fullback)
-----------	---------------------------



David Trupp
Defensive Line/ Speed, Strength
and Conditioning Coordinator

David Trupp, C.S.C.S., is in his fifth season as the Ichabods' defensive line coach and the strength and conditioning coordinator. He also coaches the kickoff team. Trupp has also attained his Level 1, Olympic Certification training.

While at Washburn, he has coached three all-MIAA selections on the defensive line.

Trupp spent the 2001 season as the defensive coordinator and offensive line coach at Monett (Mo.) High School.

From 1996 to December 1998, Trupp was the defensive tackle coach and an off-season strength and conditioning supervisor while completing his master's degree at Pitt State.

Trupp received his teaching certificate in 1992



David and Jean Trupp with son Connor and daughter Keira

from Washburn after completing his bachelor of science degree from Baker University. He was also a member of the Nebraska Cornhusker's football team from 1986 to 1987 before transferring to Baker.

He coached at Washburn Rural High School, Topeka High School and Hayden High School. He played high school football at Washburn Rural High School.

Trupp and his wife Jean have one son, Connor and one daughter, Keira. The Trupps live in Topeka.

The Trupp File

Year at WU:	Fifth
Birthdate:	Feb. 26, 1968
Wife:	Jean
Children:	Connor and Keira
College:	Baker, 1991

Coaching Experience

2002-	WU (defensive line/strength and conditioning)
2001-02	Monett High School (defensive coordinator)
1996-98	Pittsburg State (defensive line/strength and conditioning)

Playing Experience

1990	Baker (linebacker)
1986-87	Nebraska (linebacker)

ABOUT WU

COACHES

PLAYERS

OPPONENTS

REVIEW

RECORDS

HISTORY

ASSISTANT COACHES



- ABOUT WU
- COACHES
- PLAYERS
- OPPONENTS
- REVIEW
- RECORDS
- HISTORY

ASSISTANT COACHES



Cooper Harris
Linebackers/Special Teams
Coordinator

Cooper Harris is in his fifth season with the Ichabods after spending one season as graduate assistant for the 2001 NCAA Division II Champion North Dakota Fighting Sioux.

He coaches the Ichabod linebacking corps and is also the Ichabod special teams coordinator. At Washburn he has coached four of the top 10 tacklers in Ichabod history as well as one All-American linebacker in Grant Gould, four all-region picks and four all-MIAA first or second team picks.

In 2000, Harris served as defensive coordinator at William Aberhart High School in Calgary, Alberta. He helped coach the team to a city championship.

Harris played in the Canadian Football League from 1995-2000 for Toronto and Hamilton. He was a linebacker, special teams captain and special teams MVP in 1998 for Hamilton and was a member of two Grey Cup champion teams in Hamilton and Toronto.

A native of Calgary, Alberta, Harris graduated from Pittsburg State in 1995 with a bachelor's degree in physical education. Harris has also finished his master's degree in sports psychology from the University of North Dakota.

Harris played for the Gorillas from 1992-1994, earning second team all-conference honors in 1993 and first team all-conference honors in 1994.

As a senior, Harris was a team captain and most valuable defensive player at linebacker.

At Pitt State, Harris recorded 241



Cooper Harris and fiancée' Summer Broeckelman

tackles in 31 games, which ranks eighth on the Gorillas' all-time tackles chart. He recorded 17 in the 1992 NCAA national championship game against Jacksonville State. Before transferring to Pittsburg State, Harris was an honorable mention all-America and first team all-conference choice at Independence Community College. He was also the team captain and chosen as the team's Most Valuable Player.

Cooper's father Wayne is in the Canadian Football League's Hall of Fame and the College Football Hall of Fame.

Harris is engaged to Washburn's marketing and ticket coordinator Summer Broeckelman.



The Harris File

Year at WU:	Fifth
Birthdate:	Oct. 15, 1970
Wife:	Engaged to Summer Broeckelman
Children:	None
College:	Pittsburg State, 1995

Coaching Experience

2002-	WU (linebackers/special teams coord.)
2001-02	North Dakota graduate assistant (Tight Ends)
2000-01	Aberhart High School (defensive coord.)

Playing Experience

1991-92	Independence Community College
1992-94	Pittsburg State
1995-2000	Canadian Football League



Graduate Assistant Coaches

Cullen Homolka



Cullen Homolka begins his first season as a graduate assistant at Washburn after a three-year career at running back at Kansas. He is going to coach the running backs at Washburn.


He was a three-time member of the Athletic Director's Honor Roll and the Big 12 Commissioner's Honor Roll. He played on special teams and on offense and was part of the 2005 Fort Worth Bowl Champion Jayhawks and he also played in the 2003 Tagerine Bowl.

Before enrolling at Kansas, he was a honorable mention All-American and named first team all-conference fullback at Garden City Community College.

He is a Claflin, Kan., native and lettered in football and track. He won three state football titles and was the state runner-up in 2000. He was named the team's defensive player of the year as both a junior and senior.

He is the son of James and Katherin Homolka and graduated from Kansas with a degree in history in 2006. He is working on his graduate degree from Washburn in administration.

Brock Luke



Brock Luke begins his first season as a graduate assistant at Washburn. He comes to Washburn after graduating from Clarion University in Pennsylvania with a degree in management. He was a three-year starter at inside linebacker playing for his father Malen. He will coach the defensive line.

He was an all-conference nominee as a senior after recording 39 tackles including 15 solo stops with eight tackles for loss and three sacks with an interception.

He is the son of Malen and Hedy Luke. He is working on his graduate degree in administration at Washburn.

Joan Bayens

Academic Support



Joan Bayens is in her first season as the academic coach for Washburn Athletics. She has focused on helping student athletes in various areas such as time management, study/work ethic, attendance in class and general tutoring. She enjoys having additional "sons" and is thought of as "Momma Joan" by many of the football players. She is a 1980 graduate of Washburn and she received a Master of Administration of Justice from Wichita State University in 1982. Prior to her volunteer work with

Washburn, Bayens has worked in various positions within the State of Kansas.

Joan is married to Gary Bayens, also a Washburn alumnus and chair of the criminal justice department. They have four children, one is an alumnus of Washburn, one is attending Washburn, and one will be attending Washburn in 2007.

Oscar Rodriguez



Oscar Rodriguez begins his first season as a graduate assistant at Washburn. He will assist coaching the defensive backs.

In 2004, he coached the safeties at Fort Hays State and in 2005 he was at Randall High School in Texas coaching the defensive backs and track.

Rodriguez was a two-time all-Rocky Mountain Athletic Conference pick at strong safety at Fort Hays State. He led the Tigers with eight tackles in the opening game in Yager Stadium. Before playing for the Tigers, he was a two-year standout at Coffeyville Community College.

The Liberal, Kan. native was a four-year letterwinner for the Redskins going 44-4 in his high school career. He was an all-state, all-conference selection and named defensive back of the year at for the Redskins. He played for Washburn's defensive coordinator Chris Brown at Liberal High School.

He is a 2005 graduate of Fort Hays State and he is beginning his Master's in Administration degree at Washburn.

Frank Crosson



Frank Crosson begins his first season as a graduate assistant at Washburn. He will work with the tight ends this season.

Crosson has more than 30 years of coaching experience after graduating from Ottawa in 1977. He received his master's degree from Pittsburg State in 1984. He has had coaching stints at the collegiate level at Ottawa, Missouri Southern, Cameron and Emporia State and the prep level at North Garland (Texas), Shawnee Heights, Topeka and Hayden High Schools.

Crosson and his wife for 24 years, Karin, have three children - Matt a senior at Notre Dame and Carolyn, a senior at Shawnee Heights.

Pastor T.D. Hicks

Team Chaplain



Pastor T.D. Hicks was raised in the Denver, Colo., area and graduated from Gateway High School where he was an outstanding football player. He attended Prairie View A&M University in Prairie View, Texas and Houston Bible Institute in Houston, Texas. In June 2004, Pastor Hicks was called to pastor the Antioch Missionary Baptist Church in Topeka. This will be his second year as chaplain for the Washburn University football team. Rev. Hicks is a devoted husband to Joan and the proud father of one son, DeAndre Tyrel.

Washburn Assistant Coaches 1961-present

Bill Bachman 1983-84	Larry Elliott 1966-73, 1983-84	B.D. Kennedy 1991-2001	Rance Olison 1983-84	Jim Steele 1985
Dennis Bean 1974-78	Mark Elliott 1985	Gary Kershner 1964	Dale Perine 1991-2000	John Strollo 1983
Duke Benz 1967-68	Ray Glaze 1962	Brian Kramer 1985	Todd Rundle 1996-97	Scott Swofford 1979-80
Travis Boulware 1985-86	Cooper Harris 2002-pr	Keita Malloy 2001	Phil Ramsey 1964-65	Terry Szucs 1981-82
Chris Brown 2002-pr	John Harting 1963	Marion McDonald 1962-63	Rob Robinson 2002-pr	Fred Thompson 1964
Dennis Caryl 1985-89	Ron Heck 1964-65	Mike McGraw 1979-81, 1984	Mike Rutherford 1984	Rodger Tiesing 1973
Jack Clanton 1966-68	Keith Herlting 1983-84	Jerry McMillan 1990	Tim Saylor 1966	David Trupp 2002-pr
Mark Clark 1982	Jake Hunter 2001	Brian Miller 2002-pr	Mike Schartz 1998-2000	Max VanLaningham 1978
Bill Danenhauer 1985-89	Clay Johnson 1971-77	Dale Neely 1962-63	Leon Shelinbarger 1964	Mike Waldie 2001
Charlie Dieker 1983-90	Bob Jones 1965	Bob Noblitt 1969-70	Norman Short 1962-63	Steve Walter 1985-95
Dave DiMaggio 1983-85, 1989	Jack Keelan 1962	David Noblitt 1971-74	Ralph Smith 1963	Andy Williams 1990-2000

ABOUT WU

COACHES

PLAYERS

OPPONENTS

REVIEW

RECORDS

HISTORY

GRADUATE ASSISTANTS / FOOTBALL SUPPORT STAFF



- ABOUT WU
- COACHES
- PLAYERS
- OPPONENTS
- REVIEW
- RECORDS
- HISTORY

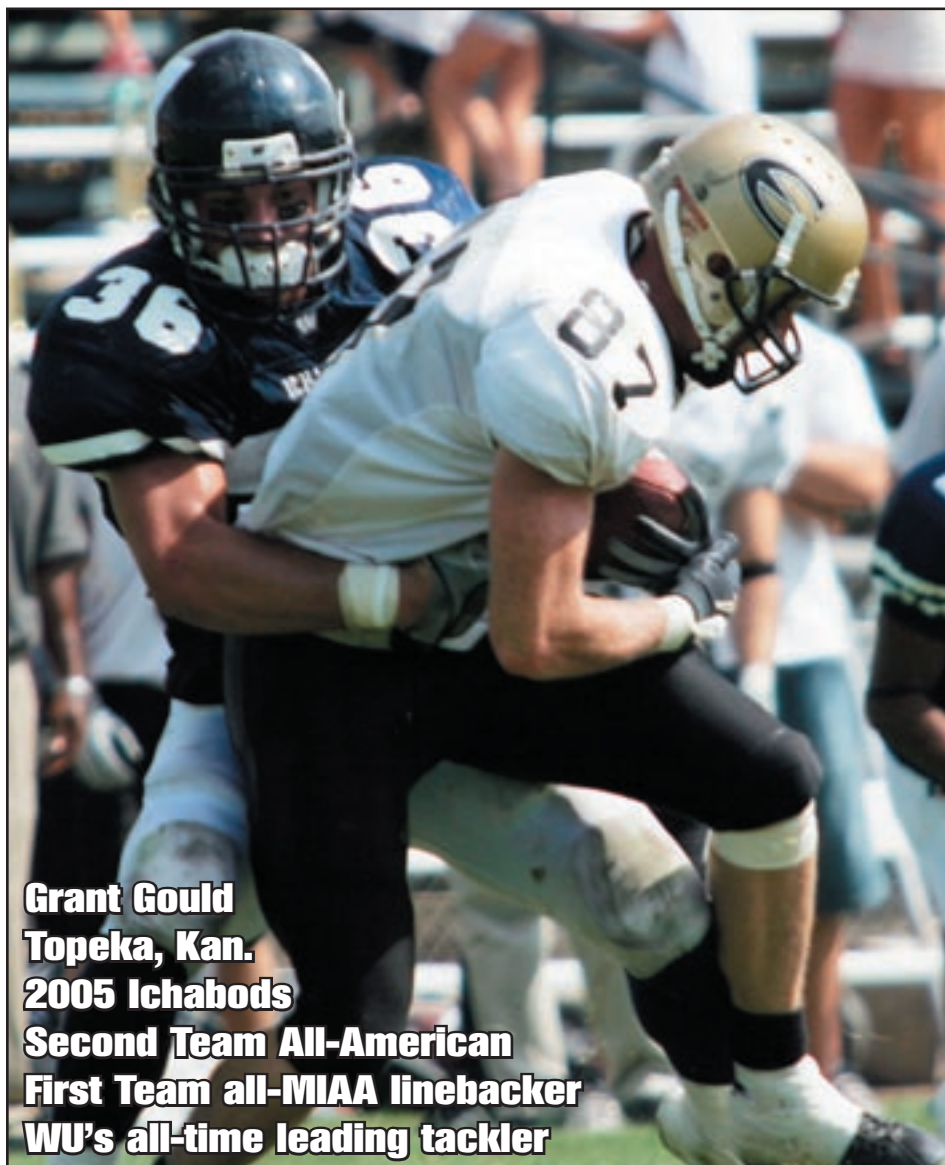
KANSAS RECRUITING

Recruiting in-state priority No. 1 for the Ichabod coaching staff

The 2006 Washburn Ichabod roster features 65 homegrown Kansans. In only his fifth season as the Ichabods' head coach, Craig Schurig has put a premium on recruiting the best players in Kansas.

“Our first recruiting priority will always be in Kansas. We should and will do the best job contacting the best players in Kansas and recruit them to Washburn. For high school seniors, we want to be their first choice for college based on our program and the University.”

- Craig Schurig

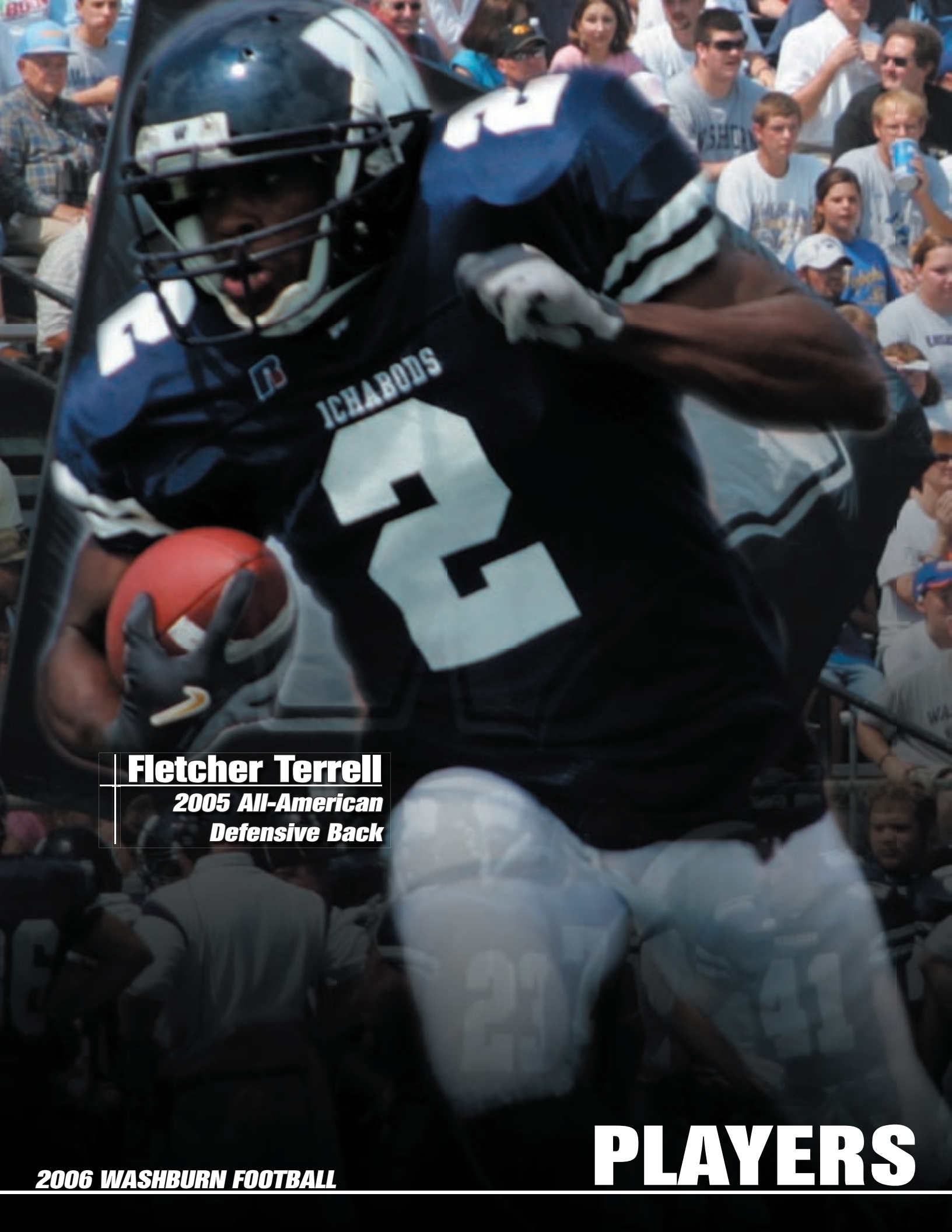


Grant Gould
Topeka, Kan.
2005 Ichabods
Second Team All-American
First Team all-MIAA linebacker
WU's all-time leading tackler

2006 Kansans

No. Name Hometown

- 9 Tommy Mangino Lawrence
- 14 Steven Schuster Topeka
- 16 Michael Wilhoite Topeka
- 20 Erin Beck Claflin
- 21 A.J. Patterson Topeka
- 22 Aaron Neal Topeka
- 23 Jarod Tetuan Topeka
- 25 Ben Vann Wichita
- 26 Brent Meter Great Bend
- 28 Josh Torrez Topeka
- 29 Jake Forck Paola
- 32 James Martin Topeka
- 33 Adam Ewy Maize
- 35 Ben Boswell Lenexa
- 38 Damian Brackenbury Holton
- 39 Bryce Trumpp Palco
- 41 Taylor Bauer Olathe
- 42 Luke Schuckman Wichita
- 44 Sam Tossie Hutchinson
- 45 Kyle Ingenthron Topeka
- 46 Brad Haug Seneca
- 49 Jeremy Assal Overland Park
- 50 Darin Domnanish Paola
- 51 Nick Schamaun Great Bend
- 53 Thad Taylor Topeka
- 54 Dan Schneider Topeka
- 56 Aaron Hicks Olathe
- 58 Jake Richter Overland Park
- 60 Joey Russell Topeka
- 61 David Boucher Smith Center
- 63 Chris Durkin Eudora
- 64 Eric Eisenbarth Holton
- 66 Matt O'Leary Andover
- 68 Clayton Calder Olathe
- 69 John Hattrup Wichita
- 70 Ted Hilger Wichita
- 71 Trent Stanley Tecumseh
- 74 David Demars St. Marys
- 76 Trey Lewis Topeka
- 77 Ben Bianchino Overland Park
- 81 Jake Lebahn Salina
- 82 Joe Hastings Wichita
- 85 Mark Scott Lenexa
- 86 Conner Sabel Topeka
- 87 Cameron Knox Minneapolis
- 88 Ben Ramsey Scott City
- 92 Justin Knutzen Stilwell
- 94 Dustin Moyer Eudora
- 95 Terek Wisinger Cheney
- 98 Zach Hemmerling Hutchinson
- Blake Kasselmann Bonner Springs
- Trent Stepps Fort Scott
- Brahn Marrs Salina
- Jason Lybarger Overland Park
- Heath Shelite Kiowa
- Garin Beam St. George
- Brody Schuler Topeka
- Jeremy Harris Topeka
- Garrett Chumley Bonner Springs
- Austin Hills Burlington
- Drew Wiedner Overland Park
- Jacob Krause Hope
- Chris Ketter Lecompton
- Nic Hillman Cheney



Fletcher Terrell
*2005 All-American
Defensive Back*



ABOUT WU

COACHES

PLAYERS

OPPONENTS

REVIEW

RECORDS

HISTORY

2006 ICHABOD FOOTBALL ROSTER

Alphabetical Roster

49	Jeremy Assal	FB
97	Tim Banke	DT
41	Taylor Bauer	LB
	Garin Beam	FB
20	Erin Beck	FS
59	David Becker	OL
77	Ben Bianchino	DE
80	Mitch Birt	TE
35	Ben Boswell	P
61	David Boucher	LB
73	Bill Boyer	OL
38	Damian Brackenbury	FB
10	Jordan Brill	QB
1	Chris Brown	LB
89	Matt Brown	WR
55	Nick Bull	OL
19	Marquetis Burgess	DB
68	Clayton Calder	LB
	Garrett Chumley	P
8	Brad Cole	WR
93	James Daniels	DE
74	David Demars	OL
50	Darin Domnanish	LB
63	Chris Durkin	LB
64	Eric Eisenbarth	OL
33	Adam Ewy	FS
29	Jake Forck	DB
52	D.J. Frommoethelydo	OL
4	Aaron Gardiner	WR
48	Nathan Gaswick	LB
57	Grant Hajek	OL
	Jeremy Harris	DB
30	Aaron Harvey	RB
82	Joe Hastings	WR
69	John Hatstrup	LB
46	Brad Haug	FB
47	Ryan Hawthorne	FB
6	Trent Hearn	RB
98	Zach Hemmerling	DE
56	Aaron Hicks	LB
70	Ted Hilger	OL
	Austin Hills	P
72	Cody Huenefeld	DE
45	Kyle Ingenthron	RB
11	Jake Iverson	QB
96	Brandon Jackson	DE
	Blake Kasselmann	WR
62	Andy Kavanaugh	OL
	Chris Ketter	DE
87	Cameron Knox	TE
92	Justin Knutzen	TE
37	Michael Krajicek	LB
	Jacob Krause	LB
91	Josh Larsen	DE
90	Eric Lawrence	DE

Numerical Roster

No.	Name (Pronunciations)	Pos	Ht	Wt	Cl.	City, State/Previous School
1	Chris Brown**	LB	5-10	200	Sr.	Kansas City, Mo./North Kansas City HS
2	Fletcher Terrell*** (Ter-rell)	DB	6-1	190	Sr.	Minneapolis, Minn./St. Louis Park HS
3	Ra'Shawn Mosley** (Mows-ley)	RB	5-10	200	Jr.	San Antonio, Texas/Southwest HS
4	Aaron Gardiner*	WR	5-11	195	Sr.	Kansas City, Mo./Upper Iowa/N. Kansas City HS
5	Taurence Minikwu***	FB	6-0	230	Sr.	Miami, Fla./Hiialeah-Miami HS
6	Trent Hearn***	RB	6-1	225	Sr.	Lancaster, Texas/Lancaster HS
7	Tramaine Young*	DB	6-1	185	Jr.	Lawton, Okla./Northeastern Oklahoma A&M
8	Brad Cole	WR	6-2	190	RS-Fr.	Kansas City, Mo./Northern Iowa/NKC HS
9	Tommy Mangino*	QB	5-11	185	Jr.	Lawrence, Kan./Lawrence HS
10	Jordan Brill**	QB	6-4	225	Jr.	Elkhorn, Neb./Elkhorn HS
11	Jake Iverson	QB	6-4	210	Fr.	Lincoln, Neb./Lincoln Northstar HS
12	Cary Williams	DB	6-2	185	Jr.	Miami, Fla./Fordham University
13	Roy Sims*	DT	6-6	295	Sr.	San Benito, Calif./Gavilan College
14	Steven Schuster* (Shoe-ster)	DB	5-11	187	So.	Topeka, Kan./Hayden HS
15	Beau Wofford (Wah-ford)	QB	6-5	210	RS-Fr.	Independence, Mo./Truman HS
16	Michael Wilhoite	FS	6-2	205	RS-Fr.	Topeka, Kan./Highland Park HS
17	Bruce Ringwood	LB	6-0	227	Jr.	Blue Springs, Mo./Blue Springs HS/Kansas
18	Brandon Walker*	WR	6-1	205	So.	Garland, Texas/Lakeview HS
19	Marquetis Burgess** (Mar-quee-tis)	DB	5-11	185	Sr.	West Palm Beach, Fla./Palm Beach Lakes CHS
20	Erin Beck**	FS	5-11	195	Jr.	Clafin, Kan./Clafin HS
21	A.J. Patterson**	RB	5-10	200	Jr.	Topeka, Kan./Topeka West HS
22	Aaron Neal***	LB	6-0	220	Sr.	Topeka, Kan./Butler County CC
23	Jarod Tetuan** (tet-juan)	FS	5-11	198	Jr.	Topeka, Kan./Hayden HS
24	Henry Talley III**	LB	6-1	204	Jr.	Kansas City, Mo./Park Hill South HS
25	Ben Vann	DB	5-8	175	RS-Fr.	Wichita, Kan./Independent HS
26	Brent Meter	RB	5-10	180	So.	Great Bend, Kan./Great Bend HS/Kansas
27	Marcus Shanahan	FS	6-1	192	RS-Fr.	Elkhorn, Neb./Elkhorn HS
28	Josh Torrez	RB	6-0	195	Fr.	Topeka, Kan./Hayden HS
29	Jake Forck*	DB	6-0	181	So.	Paola, Kan./Paola HS
30	Aaron Harvey	RB	5-10	180	Fr.	Kansas City, Mo./North Kansas City HS
31	Terrence Lowe	RB	5-8	170	Fr.	Alamogordo, N.M./Alamogordo HS
32	James Martin***	TE	6-2	252	Jr.	Topeka, Kan./Hayden HS
33	Adam Ewy** (A-vee)	FS	6-1	201	Jr.	Maize, Kan./Maize HS/Cowley County CC
34	Lincoln White	LB	6-0	203	RS-Fr.	Jupiter, Fla./Dwyer HS
35	Ben Boswell***	P	6-0	179	Sr.	Lenexa, Kan./Shawnee Mission West HS
36	Ray Trice	LB	6-1	188	Fr.	Kansas City, Mo./Park Hill South HS
37	Michael Krajicek (Cry-check)	LB	6-0	220	RS-Fr.	Gretna, Neb./Gretna HS
38	Damian Brackenbury	FB	5-10	227	Jr.	Holton, Kan./Holton HS/Garden City CC
39	Bryce Trumpp	FB	5-10	190	RS-Fr.	Palco, Kan./Palco HS
40	Ben Muir (Me-your)	LB	6-2	225	RS-Fr.	Belton, Mo./Belton HS
41	Taylor Bauer	LB	5-10	185	So.	Olathe, Kan./Olathe East HS
42	Luke Schuckman	LB	5-11	205	Fr.	Wichita, Kan./Bishop Carroll HS
43	Zach Watkins	LB	6-0	220	RS-Fr.	Independence, Mo./Truman HS
44	Sam Tossie	LB	6-2	250	Jr.	Hutchinson, Kan./Hutchinson HS/Idaho
45	Kyle Ingenthron	RB	5-11	170	RS-Fr.	Topeka, Kan./Hayden HS
46	Brad Haug (Hog)	FB	5-10	207	RS-Fr.	Seneca, Kan./B&B Baileyville HS
47	Ryan Hawthorne	FB	6-1	220	RS-Fr.	Minden, Neb./Minden HS
48	Nathan Gaswick	LB	6-1	180	RS-Fr.	Imperial, Neb./Chase County HS
49	Jeremy Assal**	FB	5-9	200	Jr.	Overland Park, Kan./Blue Valley Northwest HS
50	Darin Domnanish	LB	6-0	216	Jr.	Paola, Kan./Highland CC
51	Nick Schamaun	LB	6-1	180	RS-Fr.	Great Bend, Kan./Great Bend HS
52	D.J. Frommoethelydo	OL	6-2	265	Jr.	San Ramon, Calif./Diablo Valley
53	Thad Taylor	OL	6-3	275	Fr.	Topeka, Kan./Seaman HS
54	Dan Schneider*	OL	6-0	283	Sr.	Topeka, Kan./Hayden HS/Butler County
55	Nick Bull***	OL	6-2	295	Sr.	Elkhorn, Neb./Elkhorn HS
56	Aaron Hicks**	LB	6-0	227	Jr.	Olathe, Kan./Olathe North HS
57	Grant Hajek (Hi-chek)	OL	6-2	275	RS-Fr.	Omaha, Neb./Millard North HS
58	Jake Richter (Rider)	LB	5-9	180	Jr.	Overland Park, Kan./Blue Valley HS
59	David Becker*	OL	6-2	293	So.	Omaha, Neb./Millard South HS
60	Joey Russell	OL	6-5	300	Jr.	Topeka, Kan./Highland CC/Hayden HS



No.	Name (Pronunciations)	Pos	Ht	Wt	Cl.	City, State/Previous School
61	David Boucher (Boo-shay)	LB	5-10	190	RS-Fr.	Smith Center, Kan./Smith Center HS
62	Andy Kavanaugh*	OL	6-3	294	So.	Lohrville, Iowa/Southern Cal HS
63	Chris Durkin	LB	6-0	220	Fr.-Rs.	Eudora, Kan./Eudora HS
64	Eric Eisenbarth**	OL	6-2	285	Jr.	Holton, Kan./Holton HS
65	Jeff Rickard**	OL	6-3	296	Jr.	Westminster, Colo./Standley Lake HS
66	Matt O'Leary	OL	6-6	264	RS-Fr.	Andover, Kan./Andover Central HS
67	Ty Lewis	OL	6-2	250	Fr.	Denver, Colo./Jefferson Academy
68	Clayton Calder	LB	5-9	170	RS-Fr.	Olathe, Kan./Olathe South HS
69	John Hattrup	LB	5-10	200	RS-Fr.	Wichita, Kan./Kapaun Mt. Carmel HS
70	Ted Hilger	OL	6-7	320	Jr.	Wichita, Kan./Coffeyville CC
71	Trent Stanley	OL	6-3	287	Jr.	Tecumseh, Kan./Shawnee Heights HS/Coffeyville CC
72	Cody Huenefeld*** (who-in-feld)	DE	6-1	267	Sr.	Aurora, Neb./Aurora HS
73	Bill Boyer	OL	6-4	320	Fr.	Lakewood, Colo./Green Mountain HS
74	David Demars	OL	6-4	275	Fr.	St. Marys, Kan./St. Marys HS
75	Ian Vistine	OL	6-6	295	Fr.	Blue Springs, Mo./Blue Springs HS
76	Trey Lewis***	DT	6-3	290	Sr.	Topeka, Kan./Washburn Rural HS
77	Ben Bianchino (Bee-an-keeno)	DE	6-5	255	RS-Fr.	Overland Park, Kan./Blue Valley West HS
78	Josh Moller	OL	6-4	280	Fr.	Republic, Mo./Republic HS
79	Brian Strand	OL	6-4	306	Jr.	Venango, Neb./Nebraska Wesleyan
80	Mitch Birt*	TE	6-2	255	So.	Omaha, Neb./Millard North HS
81	Jake Lebahn**	WR	6-4	215	Jr.	Salina, Kan./Salina Central HS
82	Joe Hastings	WR	6-0	175	RS-Fr.	Wichita, Kan./Bishop Carroll HS
83	Sam Sissom***	WR	6-0	195	Sr.	Kansas City, Mo./Winnetonka HS
84	Drameagon Powers	WR	6-3	193	RS-Fr.	Elkhart, Texas/Elkhart HS
85	Mark Scott*	TE	6-2	235	So.	Lenexa, Kan./Shawnee Mission West HS
86	Conner Sabel*** (Say-bill)	PK	6-2	180	Sr.	Topeka, Kan./Hayden HS
87	Cameron Knox	TE	6-2	255	Fr.	Minneapolis, Kan./Minneapolis HS
88	Ben Ramsey	TE	6-2	244	Jr.	Scott City, Kan./Scott Community HS/Troy
89	Matt Brown	WR	5-11	181	Sr.	St. Louis, Mo./Seckman HS
90	Eric Lawrence*	DE	6-2	255	So.	Belleglade, Fla./Glades Central Community HS
91	Josh Larsen	DE	6-1	220	Fr.-Rs.	Gretna, Neb./Gretna HS
92	Justin Knutzen	TE	6-3	230	So.	Stilwell, Kan./Blue Valley HS
93	James Daniels	DE	6-2	245	RS-Fr.	Miramar, Fla./Carol City HS
94	Dustin Moyer*	DE	6-2	252	So.	Eudora, Kan./Eudora HS
95	Terek Wisinger	DE	6-3	225	Fr.	Cheney, Kan./Cheney HS
96	Brandon Jackson	DE	6-2	275	RS-Fr.	Kansas City, Mo./Liberty HS
97	Tim Banke	DT	6-5	275	Fr.	Omaha, Neb./Skutt Catholic HS
98	Zach Hemmerling***	DE	6-5	279	Sr.	Hutchinson, Kan./Hutchinson HS
99	Brett Payne	DT	6-3	275	Fr.	Amarillo, Texas/Russell HS
	Blake Kasselmann	WR	6-5	195	Fr.	Bonner Springs, Kan./Bonner Springs HS
	Trent Stepps	WR	5-10	190	Jr.	Fort Scott, Kan./Coffeyville CC
	Brahn Marrs	PK/P	6-0	190	Fr.	Salina, Kan./Salina Sacred Heart High School
	Jason Lybarger	LB	6-2	225	Fr.	Overland Park, Kan./Blue Valley West HS
	Heath Shelite	QB	6-1	180	RS-Fr.	Kiowa, Kan./South Barber HS
	Garin Beam	FB	6-1	215	Fr.	St. George, Kan./Rock Creek HS
	Brody Schuler	WR	5-10	185	Fr.	Topeka, Kan./Hayden HS
	Jeremy Harris	WR	6-2	180	Fr.	Topeka, Kan./Hayden HS
	Garrett Chumley	WR	6-2	170	Fr.	Bonner Springs, Kan./Basehor-Linwood HS
	Jeff Womack	RB	5-10	205	Sr.	Riviera Beach, Fla./Dodge City CC
	Austin Hills	P	6-2	225	Fr.	Burlington, Kan./Burlington HS
	Drew Wiedner	P	6-0	179	RS-Fr.	Overland Park, Kan./Western State
	Jacob Krause	LB	5-10	205	So.	Hope, Kan./Hope HS
	Chris Ketter	DE	6-3	220	Fr.	Lecompton, Kan./Lecompton HS
	Nic Hillman	WR	6-1	180	Fr.	Cheney, Kan./Cheney HS

*=Number of Letters

Head Coach: Craig Schurig

Assistant Coaches: Brian Miller, Chris Brown, Rob Robinson, David Trupp and Cooper Harris

Graduate Assistant Coaches: Brock Luke, Cullen Homulka, Frank Crosson, Oscar Rodriguez

81	Jake Lebahn	WR
67	Ty Lewis	OL
76	Trey Lewis	DL
31	Terrence Lowe	RB
	Jason Lybarger	LB
9	Tommy Mangino	QB
	Brahn Marrs	PK/P
32	James Martin	TE
26	Brent Meter	RB
5	Taurence Minikwu	FB
78	Josh Moller	OL
3	Ra'Shawn Mosley	RB
94	Dustin Moyer	DE
40	Ben Muir	LB
22	Aaron Neal	LB
66	Matt O'Leary	OL
21	A.J. Patterson	RB
99	Brett Payne	DT
84	Drameagon Powers	WR
88	Ben Ramsey	TE
58	Jake Richter	LB
65	Jeff Rickard	OL
17	Bruce Ringwood	LB
73	Joey Russell	OL
86	Conner Sabel	PK
51	Nick Schamaun	LB
54	Dan Schneider	OL
42	Luke Schuckman	LB
	Brody Schuler	WR
14	Steven Schuster	DB
85	Mark Scott	TE
27	Marcus Shanahan	FS
	Heath Shelite	QB
13	Roy Sims	DT
83	Sam Sissom	WR
60	Trent Stanley	OL
8	Trent Stepps	WR
79	Brian Strand	OL
24	Henry Talley	LB
53	Thad Taylor	OL
2	Fletcher Terrell	DB
23	Jarod Tetuan	FS
28	Josh Torrez	RB
44	Sam Tossie	LB
36	Ray Trice	LB
39	Bryce Trumpp	FB
25	Ben Vann	DB
75	Ian Vistine	OL
18	Brandon Walker	WR
43	Zach Watkins	LB
34	Lincoln White	LB
	Drew Wiedner	P
16	Michael Wilhoite	FS
12	Cary Williams	DB
95	Terek Wisinger	DE
15	Beau Wofford	QB
	Jeff Womack	RB
7	Tramaine Young	DB

ABOUT WU

COACHES

PLAYERS

OPPONENTS

REVIEW

RECORDS

HISTORY

2006 ICHABOD FOOTBALL ROSTER



ABOUT WU

COACHES

PLAYERS

OPPONENTS

REVIEW

RECORDS

HISTORY

Offense

Quarterback

- 10 Jordan Brill(6-4, 225, Jr.)
- 15 Beau Wofford(6-5, 210, RS-Fr.)
- 9 Tommy Mangino(5-11, 185, Jr.)

Running Back

- 6 Trent Hearn(6-1, 225, Sr.)
- 3 Ra'Shawn Mosley(5-10, 200, Jr.)

Fullback

- 5 Taurence Minikwu(6-0, 230, Sr.)
- 38 Damian Brackenbury(5-10, 220, Jr.)

Wide Receiver (X)

- 81 Jake Lebahn.(6-4, 215, Jr.)*
- 18 Brandon Walker(6-1, 205, So.)
- *started two games at WR in 2005

Wide Receiver (Z)

- 83 Sam Sissom.(6-0, 195, Sr.)*
- 4 Aaron Gardiner.(5-11, 195, Sr.)
- *started two games at WR in 2005

Tight End (Y)

- 32 James Martin.(6-2, 252, Jr.)
- 80 Ben Ramsey.(6-2, 244, Jr.)

Left Tackle

- 55 Nick Bull.(6-2, 295, Sr.)*
- 52 D.J. Frommoethelydo(6-2, 265, Jr.)
- *played defensive tackle in 2005

Left Guard

- 64 Eric Eisenbarth.(6-2, 285, Jr.)
- 71 Trent Stanley.(6-3, 287, Jr.)

Center

- 54 Dan Schneider(6-0, 283, Sr.)
- 57 Grant Hajek(6-2, 275, RS-Fr.)

Right Guard

- 65 Jeff Rickard(6-3, 296, So.)
- 79 Brian Strand(6-4, 306, Jr.)

Right Tackle

- 62 Andy Kavanaugh(6-3, 294, So.)*
- 70 Ted Hilger.(6-7, 320, Jr.)
- *started 6 games at left tackle, 6 at right tackle

Defense

Defensive End

- 90 Eric Lawrence.(6-2, 255, So.)
- 94 Dustin Moyer(6-2, 252, So.)*
- *started three game in 2004

Defensive Tackle

- 76 Trey Lewis.(6-3, 290, Sr.)
- 96 Brandon Jackson(6-2, 275, RS-Fr.)

Defensive Tackle

- 13 Roy Sims.(6-6, 295, Sr.)
- 98 Zach Hemmerling.(6-5, 279, Sr.)*
- *started 12 games in 2005

Defensive End

- 72 Cody Huenefeld(6-1, 267, Sr.)
- 77 Ben Bianchino.(6-5, 255, RS-Fr.)

Outside Linebacker

- 22 Aaron Neal(6-0, 220, Sr.)
- 16 Michael Wilhoite(6-2, 205, RS-Fr.)

Inside Linebacker

- 57 Aaron Hicks(6-0, 227, Jr.)
- 44 Sam Tossie.(6-2, 250, Jr.)

Inside Linebacker

- 43 Zach Watkins(6-0, 220, RS-Fr.)
- 37 Michael Krajicek(6-0, 220, RS-Fr.)
- 17 Bruce Ringwood(6-0, 227, Jr.)

Outside Linebacker

- 1 Chris Brown(5-10, 200, Sr.)
- 33 Adam Ewy(6-1, 201, Jr.)*
- *started five games at free safety in 2005

Cornerback

- 2 Fletcher Terrell.(6-1, 190, Sr.)
- 24 Henry Talley(6-1, 204, Jr.)

Cornerback

- 12 Cary Williams.(6-2, 185, Jr.)
- 7 Tramaine Young(6-1, 185, Jr.)

Free Safety

- 23 Jarod Tetuan(5-11, 198, Jr.)*
- 20 Erin Beck(5-11, 195, Jr.)**
- *Started one game at free safety in 2005
- **Started six games at free safety in 2005

Specialists

Punter

- 35 Ben Boswell.(6-0, 179, Sr.)

PAT/FG

- 86 Connor Sabel(6-2, 180, Sr.)

Kickoffs

- 86 Connor Sabel(6-2, 180, Sr.)

Long Snapper

- 56 Aaron Hicks(6-0, 227, Jr.)

Short Snapper

- 98 Zach Hemmerling.(6-5, 279, Sr.)

Holder

- 23 Jarod Tetuan(5-11, 198, Jr.)

Punt Return

- 83 Sam Sissom.(6-0, 195, Sr.)
- 23 Jarod Tetuan(5-11, 198, Jr.)

Kickoff Return

- 3 Ra'Shawn Mosley(5-10, 200, Jr.)
- 2 Fletcher Terrell(6-1, 190, Sr.)

Pronunciation Guide

- 2 Fletcher Terrell Ter-rell
- 3 Ra'Shawn Mosley Mows-ley
- 5 Taurence Minikwu Min-ah-que
- 14 Steve Schuster Shoe-ster
- 19 Marquetis Burgess. Mar-que-tis
- 23 Jarod Tetuan Tet-juan
- 37 Michael Krajicek. Cry-check
- 40 Ben Muir. Mirror
- 46 Brad Haug. Hog
- 52 D.J. Frommoethelydo. Fro-moh-thee-lie-doh
- 57 Grant Hajek Hi-chek
- 72 Cody Huenefeld who-in-feld
- 77 Ben Bianchino. Bee-an-keeno
- 86 Connor Sabel Say-bill
- David Boucher Boo-shay

Note: Depth chart as of June 26 - Bold denotes returning starter



By Gene Cassell

Washburn Sports Information Director

So many firsts in a single season.

After wrapping up their first nine-win season in school history, the Washburn Ichabods went on to win the first MIAA title since joining the league in 1989 and their first since 1983 when the Ichabods won the Central States Intercollegiate Conference championship. The Ichabods also received an at-large bid for the NCAA National Playoffs and played host for the first postseason game of any division in school history.

Coming up for the 2006 season, the Ichabods will again look to take the next step in the national playoffs building from the 2004 season. They won the Mineral Water Bowl and last season taking the MIAA Championship becoming the first team since 1993 other than Northwest Missouri or Pittsburg State to win an outright conference championship.

"We continue to build on the successes we've had in the previous years," Schurig said. "We play in the toughest conference in the nation from top to bottom and winning the MIAA Championship last season gives this team a lot of confidence, but we want to also continue deeper into the playoffs this season. We are determined to get back to the national playoffs and utilize last year's experience to win in the postseason in 2006."

The Offense

The Ichabods return six starters from the most prolific scoring unit in school history as they scored 430 points, averaging 35.8 points per game. However, they must replace six starters in receivers Mike Odupitan and Cason Lehman, fullback Rawshawn Bland, tight end Jeff Scott and linemen Jim Holland and Rudy Sué. Sué was a second team All-American pick and Odupitan and Bland were both all-MIAA selections.

"We have a number of very talented players returning who played significant roles in the success we had last season. We look to improve on last year's success," Schurig said.



Quarterback

Junior quarterback Jordan Brill returns to his starting position after setting a new school record in 2005 with 2,775 yards. He was 16th in the nation in passing efficiency completing 168 passes on 297 attempts with 24 touchdowns, which was second in the MIAA. He started all 12 games for the Ichabods and received honorable mention all-MIAA honors and passed for a career-high 348 yards in the season opener against Colorado Mines and tossed five touchdowns against Central Washington.

"Jordan played extremely well in his first season as the starter," Schurig said. "We are excited to see

his improvement coming into this season after having an outstanding spring camp."

The competition for the No. 2 quarterback will be between junior Tommy Mangino and redshirt freshman Beau Wofford. Mangino appeared in three games last season, but missed the spring practice season as he was catching for the Ichabod baseball team. Wofford gained experience in the spring as he played with both the No. 1 and No. 2 offenses in the Blue/White Spring Game.

Offensive Backfield

For the second year in a row, the Ichabods will have the luxury of having two 1,000-yard rushers in the same backfield. Senior Trent Hearn, who needs 198 yards to become the all-time leading rusher in Washburn history, rushed for school single-season records of 1,203 yards and 20 touchdowns averaging 5.4 yards per carry and 100.2 yards per game.

Hearn had six 100-yard rushing games last season including, a career-high 178 against Truman last season on homecoming. He has 39 rushing touchdowns in his career, which is tops on the Washburn career charts.

Junior Ra'Shawn Mosley rushed for 1,084 yards as a redshirt freshman, but was limited to 443 last year after suffering an injury playing in eight games picking up four rushing touchdowns.

"With Trent and Ra'Shawn, we have two very high-quality backs and that is a good problem to have," Schurig said. "They are both 1,000-yard rushers and we look forward to using their talents to the fullest this season."

The Ichabods are deep at running back with eight listed on their personnel chart for the upcoming season, more than any other position. The only returning running back with game experience is junior A.J. Patterson, who played in six games rushing for 123 yards on 20 carries including a 70-yard performance against Southwest Baptist and a touchdown reception against Missouri Southern.

Also in the mix will be Brent Meter, a redshirt sophomore transfer from Kansas along with three freshman in Aaron Harvey, Terrence Lowe and Josh Torrez.

At fullback, the Ichabods lose four-year starter Rawshawn Bland, who helped clear the path for three straight 1,000-yard rushers. Senior Taurence Minikwu returns to the Ichabods after sitting out last season and Damian Brackenbury, a junior transfer from Garden City Community College, who joined the Ichabods in the spring will look to take over at fullback.

"Taurence and Damian are very physical running backs and they possess the qualities we look for from the fullback position," Schurig said.

Minikwu had a couple of receptions in the spring game. At Garden City, he played linebacker and led the team in tackles as a sophomore, but returns to fullback where he played in high school. Also looking for playing time will be redshirt freshmen Brad Haug.

Offensive Line

The Washburn offensive linemen will need to replace All-American guard Sué, who was part of an offensive line that cleared the path for two 1,000-yard rushers. This season, the Ichabods are looking for their fourth straight 1,000-yard rusher dating back to the 2002 season.

The Ichabods return three full-time starters from last season's offensive line in senior center Dan Schneider, junior right guard Jeff Rickard and sophomore right tackle Andy Kavanaugh. Kavanaugh started the first six games of last season at right tackle before moving to left tackle. Rickard was an honorable mention all-MIAA pick.

"We believe we have a solid group on the offensive line and we will be as big and strong as any offensive line that we've had," Schurig said. "This is a very close-knit group."

Entering the season as a starter at left guard is junior Eric Eisenbarth, who played on the offensive and defensive lines last season. Also making the move from the defensive line to the offensive line is senior Nick Bull. Bull was a three-year starter at defensive tackle, but will enter fall camp as the starting left tackle and he picked up valuable experience practicing the entire spring practice session on the offensive line.

Also looking for playing time will be junior left tackle D.J. Frommoethelydo, junior left guard Trent Stanley, redshirt freshman center Grant Hajek, junior right guard Brian Strand and junior right tackle Ted Hilger. Stanley was a first team All-American at Coffeyville Community College.



ABOUT WU

COACHES

PLAYERS

OPPONENTS

REVIEW

RECORDS

HISTORY

2006 SEASON PREVIEW



- ABOUT WU
- COACHES
- PLAYERS
- OPPONENTS
- REVIEW
- RECORDS
- HISTORY

2006 SEASON PREVIEW

Wide Receivers

The Ichabod receivers lose all-MIAA pick Michael Odupitan and Cason Lehman, but the return of the MIAA's career touchdown reception leader in senior Sam Sissom will add to the nucleus of players returning.



Sissom missed the final nine games of the season after injuring his knee on special teams on a punt return. He returned to action in the spring with the baseball team earning second team all-MIAA honors, fully recovering from his injury. Sissom needs 489 receiving yards to set a new career record at Washburn.

Also returning from last season is junior Jake Lebahn. Lebahn averaged a team-high 19.6 yards per reception on 19 catches for 372 yards and five touchdowns. He also added a touchdown on a blocked punt return for a score as well. Senior Aaron Gardiner will also see time in the rotation. He had 10 receptions for 194 yards and a 45-yard touchdown score against Northwest Missouri in the NCAA Playoffs.

Making the switch from quarterback to wide receiver is sophomore Brandon Walker. Walker recorded only one reception last season, but rushed for 348 yards from the quarterback position. He lined up as a wide receiver more toward the end of the season.



Brad Cole, a redshirt freshman transfer from Northern Iowa will look for playing time and redshirt freshman Joe Hastings will also be in the playing rotation as he picked up a game-high five catches in the Blue/White spring game. Fellow redshirt Drameagon Powers will also look for time in the receiver's rotation.

The Defense

The Ichabods return five full time starters from a defense that forced an MIAA-leading 30 turnovers – an improvement for the third year in a row.

“Our defense has continued to improve each year and we look to be a very solid on defense,” Schurig said. “We have a physical defensive line and a talented secondary. We have the potential to be a very good defense this fall.”

Defensive Line



In what is the most experienced unit of the defense, the defensive line returns three starters and others who have had experience in games.

“We have six players who have seen extensive playing time in the last four years, including a few who have started as true freshmen,” Schurig said. “We as a coaching staff are looking forward to see their culmination of four years

of hard work.”

At left end, senior Cody Huenefeld returns after starting the last 30 games. Next to him at left defensive tackle is senior all-MIAA first team performer Trey Lewis. Lewis has started the 24 games and recorded 94 tackles at Washburn. Another pair of seniors, Zach Hemmerling and Roy Sims, will rotate at the other defensive tackle spot. Hemmerling started 22 straight game and Sims is back after missing the final six games of last season after breaking his arm against Pittsburg State. At the other defensive end, sophomore all-MIAA honorable mention pick Eric Lawrence started all 12 games last season and redshirt sophomore Dustin Moyer returns after suffering a knee injury.

Also in the mix will be redshirt freshman Ben Bianchino at right end and Brandon Jackson at end and tackle.



Linebackers

The defensive unit hit hardest by graduation is the linebackers with the loss of All-American and the Ichabod all-time leader in tackles Grant Gould. Also lost is honorable mention all-MIAA pick Mike Gonzalez along with four-year starter Josh Looney and two-year starter Terrell Cobb.



“We have linebackers who have game experience, but not necessarily at the position they are going to play this fall,” Schurig said. “However, they all picked up valuable experience in the spring, so we are confident in our linebacking corps.”

The lone returner is senior Aaron Neal, who started all 12 games last season at outside linebacker. Fellow senior Chris Brown is listed at a starter at the other outside linebacker. He played in all 12 games last season and also played two games both ways picking up 185 yards rushing and 10 tackles. After playing in seven games at free safety, junior Adam Ewy is moving to an outside linebackers position. He recorded 38 tackles last season including 14 against Missouri Western.

On the inside, junior Aaron Hicks enters the fall as a starter after recording 16 tackles last season. He will be joined by redshirt freshman Zach Watkins at the other inside linebackers position. Looking for playing time will be junior Sam Tossie, who joined the Ichabods last season playing in the final 10 games recording 34 tackles and three sacks. Tossie lined up as a stand up defensive end last season before making the move to linebacker for the upcoming year. Redshirt freshman Michael Krajccek will also be in the mix on the inside as well as junior transfer Bruce Ringwood from Kansas.



Defensive Secondary

The Ichabods return senior All-American and unanimous first team all-MIAA selection Fletcher Terrell at the left cornerback slot. Terrell has already set the school record for most interceptions with 17 and owns the

NCAA record for passes defended with 58.

“We’re looking for big things from Fletcher for his senior season,” Schurig said.

At the other corner is junior transfer Carey Williams. Williams joined the Ichabods last season and redshirted after coming in from Fordham University. Making the move from outside linebacker is senior Henry Talley. Talley lined up as a cornerback his sophomore season. Junior Jake Forck and redshirt freshman Ben Vann will be in the rotation as well at the left defensive back position. On the right side, junior Tramaine Young returns as well as senior Marquetis Burgess.

At the safety position, junior Jarod Tetuan returns. Tetuan started the season at wide receiver, but moved to safety the second game of the season and played both ways before moving full-time to defense. Also returning to safety is junior Erin Beck who started six games, recording 44 tackles and two interceptions. Also in the mix will be redshirt freshmen Michael Wilhoite and sophomore Steven Schuster.

Special Teams

Washburn returns senior Connor Sabel at placekicker. Sabel already owns the school record for most extra points in a career with 126 and needs 58 more points this season to become Washburn's all-time kick scorer.



The Ichabods lose former all-MIAA punter in Curtis Massey, but will see the return of senior Ben Boswell, who handled the duties as a sophomore and averaged 36 yards a punt last season filling in for Massey who was injured.



2006 Ighabod Profiles

Jeremy Assal, Taylor Bauer 33
 Erin Beck, David Becker, Ben Bianchino, Mitch Birt, Ben Boswell 34
 David Boucher, Jordan Brill, Damien Brackenbury, Chris Brown 35
 Nick Bull, Marquetis Burgess, Clayton Calder, James Daniels 36
 Darin Domnanish, Chris Durkin, Eric Eisenbarth, Adam Ewy 37
 Jake Forck, D.J. Frommoethelydo, Aaron Gardiner, Nathan Gaswick, Grant Hajek, Joe Hastings 38
 John Hattrup, Brad Haug, Ryan Hawthorne, Trent Hearn 39
 Zach Hemmerling, Aaron Hicks, Ted Hilger, Cody Huenefeld 40
 Kyle Ingenthron, Brandon Jackson, Andy Kavanaugh, Justin Knutzen, Michael Krajicek, Jacob Krause 41
 Josh Larsen, Eric Lawrence, Jake Lebahn, Trey Lewis 42
 Tommy Mangino, James Martin, Brent Meter 43
 Taurence Minikwu, Ra'Shawn Mosley, Dustin Moyer, Ben Muir 44
 Aaron Neal, Matt O'Leary, A.J. Patterson, Drameagon Powers 45
 Ben Ramsey, Jake Righter, Jeff Rickard, Bruce Ringwood, Joey Russell, Connor Sabel 46
 Nick Schamaun, Dan Schneider, Steven Schuster 47
 Mark Scott, Marcus Shanahan, Heath Shelite, Roy Sims, Sam Sissom 48
 Trent Stepps, Brian Strand, Henry Talley 49
 Fletcher Terrell, Jarod Tetuan 50
 Sam Tossie, Bryce Trumpp, Ben Vann, Brandon Walker 51
 Zach Watkins, Lincoln White, Michael Wilhoite, Cary Williams, Beau Wofford 52
 Jeff Womack, Tramaine Young 53
 2006 Newcomers 53-55

ABOUT WU

COACHES

PLAYERS


OPPONENTS

REVIEW

RECORDS

HISTORY

2006 IGHABOD PROFILES



49 **Jeremy Assal**
Fullback

Overland Park, Kan.
Blue Valley Northwest High School
 5-9 • 200 • Junior

At Washburn: Will compete for time at the fullback position and on special teams.


In 2005: Played in one game ... was a member of the MIAA Commissioner's Academic Honor Roll.

In 2004: Played in three games.

In 2003: Sat out the season as a redshirt.

Background: Was an all-EKL Scholar Athlete ... a three-year peer tutor ... a three-year member of the honor roll.

Personal: Born on June 8, 1985 ... son of Dan Assal and Susan Katz ... majoring in criminal justice.



41 **Taylor Bauer**
Linebacker

Olathe, Kan.
Olathe East High School
 5-10 • 185 • Sophomore

At Washburn: Enters fall camp looking for time on special teams and in the linebacking corps.

In 2005: Practiced, but did not play.

In 2004: Sat out the season as a redshirt.

Background: Wrestled and played linebacker and fullback at Olathe East.

Personal: Born on June 4, 1985 ... son of Curtis and Lesli Bauer ... undecided on major.



ABOUT WU
COACHES
PLAYERS
OPPONENTS
REVIEW
RECORDS
HISTORY

2006 ICHABOD PROFILES



Erin Beck
Free Safety
Claflin, Kan.
Claflin
High School
5-11 • 195 • Junior



At Washburn: Enters the 2005 season as the No. 2 free safety ... will also see time on special teams.
In 2005: Played in 11 games starting six before missing the final game with an injury ... recorded 38 tackles including 11 solo stops with four pass break ups and two interceptions ... had a career-high 10 tackles against Western Washington ... a member of the MIAA Commissioner's Academic Honor Roll.
In 2004: Played in all 12 games recording 14 solo and 17 assisted tackles ... also had an interception and a pass break-up.


In 2003: Sat out the season as a redshirt.
Background: Was an all-State and all-league pick at quarterback and an all-league honorable mention choice at defensive back ... passed for 1,372 yards and 19 touchdowns ... a *Great Bend Tribune* all-Area first team selection at quarterback and *Wichita Eagle* all-State honorable mention selection at quarterback.
Personal: Born Jan. 29, 1985 ... son of Fred and Karlynn Beck ... older brother Evin finished his two-year career with the Ichabods in 2004 ... majoring in physical education.

Tackles	UT	AT	Tot	PBU	TFL	S/YL	FF	FR	INT
2004	14	17	31	1	0/0	0/0	0	0	1
2005	11	27	44	4	0/0	0/0	0	0	2
Totals	25	44	69	5	0/0	0/0	0	0	3




David Becker
Offensive Line
Omaha, Neb.
Millard South
High School
6-2 • 293 • Sophomore

At Washburn: Will look for time on the offensive line.
In 2005: Played in three games at center.
In 2004: Sat out the season as a redshirt.
Background: Was named second team all-state in the *Lincoln Journal Star* and first all-Metro by the *Omaha World-Herald* ... he is the fifth Becker son to play football in the MIAA joining Mark (Missouri-Rolla), Matt, Aaron and Dan (Northwest Missouri).
Personal: Born on June 5, 1985 ... son of Leonard and Maureen Becker ... undecided on major.



Ben Bianchino
Defensive line
Overland Park, Kan.
Blue Valley West
High School
6-5 • 255 • RS-Fr.

In 2005: Sat out the season as a redshirt.
Background: Selected honorable mention all-league defensive line as a junior ... first team all-league as a senior ... second team all-Johnson County defensive line as a senior ... all-Sun County defensive lineman as a senior ... named Blue Valley's Defensive MVP as a senior ... all-league scholar athlete as a junior and senior ... participated in Mo-Kan all-Star game.
Personal: Born on Jan. 22, 1987 ... son of Bernie and Marilyn Bianchino ... majoring in political science/business ... father played football at Washburn from 1966-70.



Mitch Birt
Tight End
Omaha, Neb.
Millard North
High School
6-2 • 255 • Sophomore

At Washburn: After playing two seasons on the defensive line, he is moving to tight end.
In 2005: Missed the entire season after suffering a knee injury in preseason camp.
In 2004: Played in all 12 games recording 14 tackles and four tackles for loss ... recorded a sack ... scored a touchdown on a fumble recovery against Northwest Missouri.
In 2003: Sat out the season as a redshirt.
Background: Was named first team Nebraska super state, all-state, all-Nebraska, all-metro and all-district as a senior at Millard North at defensive end after lettering his junior and senior seasons.
Personal: Born June 20, 1985 ... son of Randall and Christine Birt ... majoring in biology/pre-med.

Tackles	UT	AT	Tot	PBU	TFL	S/YL	FF	FR	INT
2004	6	8	14	0	4/12	1/3	0	1	0
2005	did not play								
Totals	6	8	14	0	4/12	1/3	0	1	0



Ben Boswell
Punter
Lenexa, Kan.
Shawnee Mission West
High School
6-0 • 179 • Senior

At Washburn: Enters senior season as the No. 1 punter.
In 2005: Played in two games last season and recorded five punts for 159 yards for a 39.8 yard average ... had a season-long 46-yard punt against Missouri Western ... a member of the MIAA Commissioner's Academic Honor Roll.
In 2004: Practiced but did not appear in the punting special teams unit ... a member of the MIAA Commissioner's Academic Honor Roll.



In 2003: Played in eight games taking over punting duties four games into the season and averaged 31.6 yards per punt on 36 attempts ... had 1,136 yards punting including a career-high 52 yard attempt against Pittsburg State - a game in which he had 10 punts.

Background: Was a first team all-Sunflower League, all-Sun County and all-state punter at Shawnee Mission West in 2002 ... was named Shawnee Mission West's Co-MVP and was the team's Defensive Player of the Year as a senior.

Personal: Born Nov. 16, 1984 ... son of Brad and Pat Boswell ... majoring in business.

Punting	No.	Yds	Avg	Long	TB	FC	I20	Blkd
2003	36	1136	31.6	52	1	10	8	2
2004	0	0	0.0	0	0	0	0	0
2005	5	180	36.0	46	1	0	1	0
Totals	41	1316	32.1	52	2	10	9	2

... was 16th in the nation in passing efficiency with a 153.0 ranking and 46th in the nation in total offense with 219.2 yards per game ... tossed five touchdown passes against Central Washington ... an honorable mention all-MIAA pick.

In 2004: Started one game against No. 3 ranked Pittsburg State on the road and came in to appear in seven games overall ... passed for 542 yards completing 45 of 80 passing attempts with five touchdowns ... completed 56 percent of his passes.


In 2003: Sat out the season as a redshirt.

Background: Was an all-league, all-district and honorable mention all-state selection for Elkhorn High as a senior ... was a 2003 Nebraska Shrine Bowl participant ... a three-year basketball letterwinner and an honorable mention all-league pick ... a two-year letterwinner in baseball and one in track.

Personal: Born Oct. 26, 1984 ... son of Jason and Nancy Brill ... majoring in physical education.

Passing	C	A	Int.	Pct.	Yds	TD	Long	Avg/C	Avg/G
2004	45	80	2	.562	542	5	50	6.8	77.4
2005	168	297	13	.566	2775	24	82	16.5	231.2
Totals	213	377	15	.565	3317	29	82	15.6	174.6

Rushing	No.	Yds	Avg	TD	Long
2004	13	-12	-0.9	0	13
2005	45	-145	-3.2	0	8
Totals	58	-157	-2.7	0	13



61

David Boucher

Linebacker

Smith Center, Kan.

Smith Center

High School


5-10 • 190 • RS-Fr.

At Washburn: Will look for playing time in special teams and in the linebacking corps.

In 2005: Sat out the season as a redshirt.

Background: Named all-conference at offensive line and linebacker ... honorable mention all-state pick ... named second team all-area.

Personal: Born Aug. 28, 1986 ... son of Doug and Merrie Boucher ... majoring in education.



38

Damien Brackenbury

Fullback

Holton, Kan.

Garden City CC /

Holton High School

5-10 • 227 • Junior

At Washburn: Joined the Ichabods for spring drills and will play fullback after playing linebacker at Garden City Community College.

Background: Was third on the team in tackles as Garden City CC with 69 stops including 34 solo stops and three tackles for loss earning honorable mention all-Jayhawk honors ... had 14 tackles including three for loss as a freshman ... was an academic All-American at Garden City.

Personal: Was third on the team in tackles as Garden City CC with 69 stops including 34 solo stops and three tackles for loss earning honorable mention all-Jayhawk honors ... had 14 tackles including three for loss as a freshman.

Personal: Born Jan. 12, 1986... son of Robert and Kelly Gay ... majoring in biology.



10

Jordan Brill

Quarterback

Elkhorn, Neb.

Elkhorn

High School

6-4 • 225 • Junior



At Washburn: Returns to his starting quarterback position after starting all 12 games as a sophomore.

In 2005: Started all 12 games and passed for a school-record 2,775 yards completing 168 of 297 passes with 24 touchdowns ... passing total also set a sophomore record ... passed for a career-high 348 yards in season opener against Colorado Mines



1

Chris Brown

Linebacker

Kansas City, Mo.

North Kansas City

High School

5-10 • 200 • Senior

At Washburn: Enters fall camp as one of the starting outside linebackers ... has played on both sides of the ball in the last three seasons ... has rushed for 305 yards and two touchdowns in his career on 53 carries.

In 2005: Played in all 12 games at linebacker, on special teams or running back recording 10 tackles with two pass break ups, a fumble recovery and a blocked punt against Southwest Baptist that was returned for a touchdown ... he rushed for 185 and one touchdown including a 129-yard performance against Missouri Southern on 17 carries with a touchdown.

ABOUT WU

COACHES

PLAYERS

OPPONENTS

REVIEW

RECORDS

HISTORY

2006 ICHABOD PLAYER PROFILES



- ABOUT WU
- COACHES
- PLAYERS
- OPPONENTS
- REVIEW
- RECORDS
- HISTORY

2006 ICHABOD PROFILES




In 2004: Played in all 12 games recording 25 tackles including 16 solo stops ... also recorded two tackles for loss with a pass break-up, forced fumble, fumble recovery and a blocked punt.

In 2003: Played in all 11 games starting one at running back and rushed for 120 yards on 28 carries and one touchdown ... also caught one pass out of the backfield for four yards.

In 2002: Sat out the season as a redshirt.
Background: Was named team's Most Valuable Player and team captain.
Personal: Born March 29, 1984 ... son of Ruth Knox ... majoring in law enforcement.

Tackles	UT	AT	Tot	PBU	TFL	S/YL	FF	FR	INT
2003	3	0	3	0	0/0	0/0	0	0	0
2004	16	9	25	1	2/6	1/5	1	1	0
2005	3	7	10	2	0/0	0/0	0	1	0
Totals	22	16	38	3	2/6	1/5	1	2	0



55 Nick Bull

Offensive Line
 Elkhorn, Neb.
 Elkhorn
 High School
 6-2 • 295 • Senior



At Washburn: Making the move to the offensive line after three seasons on the defensive line to start senior season.

In 2005: Recorded two interceptions on the defensive line with 12 tackles including six solo stops and one tackle for loss.

In 2004: Started four games at defensive tackle and recorded 24 tackles including

seven for loss and two sacks while playing in all 12 games ... also recorded a pass break-up and a forced fumble on a sack that led to an Ichabod recovery for a touchdown.

In 2003: Recorded 15 tackles, including seven solo stops with two sacks as a freshman ... tallied six tackles for loss for 17 yards.

Background: Was an all-league, all-district, all-metro and all-state selection as a defensive lineman at Elkhorn High in 2002 by making 48 tackles and collecting nine sacks.

Personal: Born on Feb. 21, 1985 ... son of David and Kathy Bull ... majoring in law enforcement.

Tackles	UT	AT	Tot	PBU	TFL	S/YL	FF	FR	INT
2003	7	8	15	0	6/17	2/9	0	0	0
2004	9	15	24	1	7/15	2/6	1	0	0
2005	6	6	12	2	1/1	0/0	1	0	2
Totals	22	29	51	3	14/33	4/15	2	0	2



19 Marquetis Burgess

Defensive Back
 West Palm Beach, Fla.
 Palm Beach Lakes
 Central High School
 5-11 • 185 • Senior

At Washburn: Will look for time in the defensive secondary.

In 2005: Played in five games recording seven tackles, including four against Emporia State.

In 2004: Played in all 12 games recording 20 total tackles including 14 solo stops ... also had three pass break-ups and a fumble recovery.


In 2003: Played in eight games primarily on special teams with one reception for 11 yards ... had 10 kick returns for 195 yards.

In 2002: Sat out the season as a redshirt.

Background: Was named second team all-state in football and first team all-Palm Beach County in basketball ... averaged nearly 165 all-purpose yards per game and 21 yards per kickoff return and 19 yards per punt return.

Personal: Born on Oct. 29, 1982 ... son of Angela Williams ... majoring in history ... his uncle James Burgess played for the Miami Hurricanes from 1993-96 and the San Diego Chargers from 1997-98.

Tackles	UT	AT	Tot	PBU	TFL	S/YL	FF	FR	INT
2003	Played on offense								
2004	14	6	20	3	0/0	0/0	0	1	0
2005	4	3	7	0	0/0	0/0	0	0	0
Totals	18	9	27	3	0/0	0/0	0	1	0



68 Clayton Calder

Linebacker
 Olathe, Kan.
 Olathe South
 High School
 5-9 • 170 • RS-Fr.

At Washburn: Will look for playing time on special teams and in the linebacking corps.

In 2005: Sat out the season as a redshirt.

Background: An honorable mention all-State pick ... named first team all-Johnson County, all-Sun County, all-Sunflower League and Kansas Football Coaches Association ... participated in Mo-Kan all-Star game ... a Top 11 Greater Kansas City all-Metro all-Academic pick.

Personal: Born on Sept. 2, 1986 ... son of Scott and Mary Calder ... majoring in secondary education ... his mother played softball at Missouri.



93 James Daniels

Defensive End
 Miramar, Fla.
 Carol City
 High School
 6-2 • 245 • RS-Fr.

At Washburn: Will look for playing time in special teams and on the defensive line.


In 2005: Sat out the season as a redshirt.

Background: Second team all-county as a senior at linebacker ... co-cap-



tain as a senior ... more than 65 tackles as a senior, two interceptions ... also played basketball and track

Personal: Born March 6, 1987 ... son of James and Sheron Daniels ... undecided on major.



50 **Darin Domnanish**
Linebacker

Paola, Kan.
Highland Community College/Paola HS
6-0 • 216 • Junior

At Washburn: Will challenge for time on special teams and in the line-backing corps ... joined the Ichabods for spring practice.

Background: As a sophomore at Highland, he led the Scotties with 59 tackles including 28 solo stops and two tackles for loss.

Personal: Born Jan. 18, 1986 ... son of Terry and Maria Domnanish ... undecided on major.



63 **Chris Durkin**
Linebacker


Eudora, Kan.
Eudora High School
5-9 • 170 • RS-Fr.

At Washburn: Will look for playing time in special teams and on the linebacking corps.

In 2005: Sat out the season as a redshirt.

Background: A first team all-state defensive selection at linebacker ... set school tackle reord with 133 as a senior ... helped team to a district title as a junior, earning honorable mention all-state honors.

Personal: Born Sept. 5, 1986 ... son of Don and Monica Durkin ... undecided on major.



64 **Eric Eisenbarth**
Offensive Line

Holton, Kan.
Holton High School
6-2 • 285 • Junior



At Washburn: Made the switch midway through last season from defensive line to offensive line, but played both positions the remainder of the season.

In 2005: Played in 11 games on both the offensive and defensive lines starting four at

right tackle ... recorded 12 tackles, including two for loss.

In 2004: Played in eight games as a true freshman recording 10 tackles including two for loss and two sacks.

Background: Was a three-year starting letterman and was a first team all-Big 7 selection on the offensive and defensive lines as a junior and a senior ... also a first team all-county offensive and defensive line selection as a junior and senior ... a first team all-state class 4A selection by the *Capital Journal*, the *Wichita Eagle* and the Kansas Coaches Association on the offensive line and honorable mention all-state as a junior ... a third team all-state pick on the defensive line by the *Capital Journal* as a senior ... a member of the 2003 4A champions ... a 2004 Kansas Shrine Bowl participant.

Personal: Born on Aug. 22, 1985 ... son of Charles and Rebecca Eisenbarth ... undecided on major.

Tackles	UT	AT	Tot	PBU	TFL	S/YL	FF	FR	INT
2004	3	7	10	0	2/11	2/11	0	0	0
2005	3	9	12	0	2/4	0/0	0	0	0
Totals	6	16	22	0	4/15	2/11	0	0	0



33 **Adam Ewy**
Linebacker

Maize, Kan.
Cowley County/Maize High School
6-1 • 201 • Junior

At Washburn: Moving from free safety to outside linebacker to start his junior season.

In 2005: Played in seven games starting five after missing part of the season with a concussion ... recorded 38 tackles, including a career-high 14 against Missouri Western ... also had two pass break ups and a tackle for loss ... a member of the MIAA Commissioner's Academic Honor Roll.

In 2004: Started five games and played in nine ... was fourth on the team in tackles with 49 total stops including 25 solo tackles ... also had four pass break-ups and one fumble recovery.

Background: Was a first team all-league selection at wide receiver and defensive back and was all-state all-6A at defensive back ... he finished in the top 10 in rushing and receiving in the league ... transferred from Cowley County where he played baseball.

Personal: Born Jan. 28, 1984 ... son of Randy and Lorra Ewy ... majoring in history.

Tackles	UT	AT	Tot	PBU	TFL	S/YL	FF	FR	INT
2004	25	24	49	4	0/0	0/0	0	1	0
2005	13	25	38	2	1/0	0/0	0	0	0
Totals	38	49	87	6	1/0	0/0	0	1	0



ABOUT WU

COACHES

PLAYERS

OPPONENTS

REVIEW

RECORDS


HISTORY

2006 ICHABOD PROFILES



- ABOUT WU
- COACHES
- PLAYERS
- OPPONENTS
- REVIEW
- RECORDS
- HISTORY

2006 ICHABOD PROFILES



29 Jake Forck
Offensive Line
Holton, Kan.
Holton
High School
6-0 • 181 • Sophomore

At Washburn: Will look for time in the defensive backfield and on special teams.

In 2005: Played in six games recording one tackle.
In 2004: Sat out the season as a redshirt.

Background: Was a two-year all-conference selection and captain as a senior ... a member of the National Honor Society and a two-year track letterman.

Personal: Born May 27, 1986 ... son of Stanley and Katie Forck ... majoring in biology.

Tackles	UT	AT	Tot	PBU	TFL	S/YL	FF	FR	INT
2005	0	1	1	0	0/0	0/0	0	0	0
Totals	0	1	1	0	0/0	0/0	0	0	0



52 D.J. Frommoethelydo
Offensive Line
San Ramon, Calif.
Diablo Valley
College
6-2 • 285 • Junior

At Washburn: Enters the fall as the No. 1 left tackle after transferring to Washburn for spring drills.

Background: Was an all-conference pick at Diablo Valley ... was a first team all-conference, all-region and all-city pick in high school.

Personal: Born June 1, 1986 ... son of Donna Frommoethelydo ... majoring in sports management.



4 Aaron Gardiner
Wide Receiver
Kansas City, Mo.
Upper Iowa/N. Kansas
City High School
5-11 • 195 • Senior

At Washburn: Enters senior season as starting "z" wide receiver following successful junior season.

In 2005: Played in all 12 games and recorded 10 receptions for 194 yards with one touchdown against Northwest Missouri in the NCAA Playoffs ... also recorded eight tackles on special teams action and had two kickoff returns for 33 yards.



Background: A transfer from Upper Iowa where as a freshman he appeared in 10 games catching eight passes for 92 yards and one touchdown ... also had four kickoff

returns for 72 yards ... as a senior he was second on the team with 19 receptions for 207 yards and one touchdown ... also had five kickoff returns for 51 yards.

Personal: Born on Jan. 28, 1984 ... son of Rebia Gardiner ... majoring psychology.

Rushing / Receiving

Rush	No.	Yds	Avg	TD	Long	Rec	Yds	Avg	TD	Long
2005	1	3	3.0	0	3	10	194	19.4	1	45
Totals	1	3	3.0	0	3	10	194	19.4	1	45



48 Nathan Gaswick
Linebacker
Imperial, Neb.
Chase County
High School
6-1 • 180 • RS-Fr.

At Washburn: Will look for time on special teams and in the linebacking corps.

In 2005: Sat out the season as a redshirt.

Background: Named to the all-District team following his sophomore, junior and senior seasons ... an honorable mention all-State pick as a junior and senior ... named academic all-State as a junior and senior ... 29-5 in his prep career ... led Class C-1 in punting as a senior with a 44.3 yards per punt ... recorded 118 tackles with two interceptions as a senior ... graduated first in class with a perfect 4.0 GPA in high school.

Personal: Born on Sept. 3, 1986 ... son of Doug and Judy Gaswick ... majoring in accounting.



57 Grant Hajek
Offensive Line
Omaha, Neb.
Millard North
High School
6-2 • 275 • RS-Fr.

At Washburn: Will add depth to the offensive line at the center position.
In 2005: Sat out the season as a redshirt.

Background: A first team all-State, all-League and all-District selection ... a Super State Class A First team pick ... three-year letterwinner ... a 2005 Nebraska Shrine Bowl participant.

Personal: Born on Jan. 18, 1987 ... son of David and Stephanie Hajek ... majoring in biology/pre-med ... father played football at Nebraska-Omaha.



82 Joe Hastings
Wide Receiver
Wichita, Kan.
Bishop Carroll
High School
6-0 • 175 • RS-Fr.

At Washburn: Will look for time on special teams and with the wide receivers.

In 2005: Sat out the season as a redshirt.
Background: Had 14 receptions for 229 yards with four touchdowns as a senior.



Personal: Born on May 5, 1987 ... son of John and Stephanie Hastings ... majoring in biology.



John Hatstrup
Linebacker

Wichita, Kan.
Kapaun Mt. Carmel High School
5-10 • 200 • RS-Fr.

At Washburn: Will look for time on special teams and on defense.

In 2005: Sat out the season as a redshirt.

Background: A three-year letterman ... an honorable mention all-City nose guard as a senior ... honorable mention all-City linebacker as a senior ... a second degree black belt in TaeKwonDo.

Personal: Born on Dec. 19, 1986 ... son of Michael and Sarah Hatstrup ... majoring in business.



46 Brad Haug
Fullback


Seneca, Kan.
Baileyville B&B High School
5-10 • 207 • RS-Fr.

At Washburn: Will see playing time at the fullback position entering his redshirt season.

In 2005: Sat out the season as a redshirt.

Background: A two-time first team all-league pick on defense ... a one-time selection for first team all-league offense, first team all-district offense and defense and first team all-State ... a 2005 Kansas Shrine Bowl participant.

Personal: Born on Aug. 20, 1986 ... son of John and Linda Haug ... undecided on major.



47 Ryan Hawthorne
Fullback

Minden, Neb.
Minden High School
6-1 • 220 • RS-Fr.

At Washburn: Will look for time on special teams and add depth to the fullback position.

In 2005: Sat out the season as a redshirt.

Background: Received all-conference, all-district and honorable mention all-State honors as a senior ... also played linebacker for the Whippets.

Personal: Born on Dec. 11, 1986 ... son of Russ and Shelly Hawthorne ... majoring in nursing.



6

Trent Hearn
Running Back

Lancaster, Texas
Lancaster High School
6-1 • 225 • Senior

At Washburn: Enters the season as the No. 1 running back and No. 2 on the all-time rushing chart needing 198 to pass Dino DeLisa on top of the list ... has 39 rushing touchdowns for his career which is the most all-time at Washburn ... has recorded 12 100-yard rushing games ... 234 points scored is also tops in Ichabod history.

In 2005: Rushed for school-records of 1,203 yards and 20 touchdowns en route to second team all-MIAA honors ... rushed for a career-high 178 yards on 27 carries against Truman ... 120 was second most in school history ... was a third team Football Gazette all-Region selection and named teams most valuable offensive player ... led the Ichabods with 1,203 all-purpose yards.

In 2004: Rushed for 278 yards on 77 carries starting six games ... rushed for three touchdowns.

In 2003: Was named the MIAA's Freshman of the Year after he finished third in the league averaging 111.6 yards per game ... had 235 attempts

and rushed for 16 touchdowns which tied school records for most TD's by a freshman and by any Ichabod in a single season ... the 96 points he scored was second in the MIAA and the second most in school history ... a second team all-MIAA pick ... named the team's overall most valuable player and the team's offensive player of the year at the awards banquet.

In 2002: Sat out the season as a redshirt.

Background: Was a three-year starter in high school where he rushed for 300 yards and one touchdown as a sophomore ... as a junior, he tallied a district-tops 1,500 yards and 19 touchdowns en route to all-district honors ... as a senior, he rushed for 1,600 yards, which led the district and while racking up 25 touchdowns.

Personal: Born on Sept. 11, 1984 ... son of Bobby and Ernestine Hearn ... majoring in security administration.



In 2002: Sat out the season as a redshirt.

Background: Was a three-year starter in high school where he rushed for 300 yards and one touchdown as a sophomore ... as a junior, he tallied a district-tops 1,500 yards and 19 touchdowns en route to all-district honors ... as a senior, he rushed for 1,600 yards, which led the district and while racking up 25 touchdowns.

Personal: Born on Sept. 11, 1984 ... son of Bobby and Ernestine Hearn ... majoring in security administration.

Rushing / Receiving

At Washburn: Enters the season as the No. 1 running back and No. 2 on the all-time rushing chart needing 198 to pass Dino DeLisa on top of the list ... has 39 rushing touchdowns for his career which is the most all-time at Washburn ... has recorded 12 100-yard rushing games ... 234 points scored is also tops in Ichabod history.

	Rush	No.	Yds	Avg	TD	Long	Rec	Yds	Avg	TD	Long
2003		235	1116	4.7	16	59	4	20	5.0	0	12
2004		77	278	3.6	3	15	1	4	4.0	0	4
2005		224	1203	5.4	20	76	5	34	6.8	0	11
Totals		536	2597	5.4	39	76	10	58	5.8	0	12

ABOUT WU

COACHES

PLAYERS

OPPONENTS

REVIEW

RECORDS

HISTORY

2006 ICHABOD PROFILES



ABOUT WU
COACHES
PLAYERS
OPPONENTS
REVIEW
RECORDS
HISTORY

2006 ICHABOD PROFILES

Zach Hemmerling 98

Defensive Tackle

Hutchinson, Kan. / Hutchinson High School
6-5 • 279 • Senior

At Washburn: Will see time on the defensive line at tackle as well and could possibly handle snapping duties on special teams.

In 2005: Started 11 games at defensive tackle recording 25 tackles including three for loss and three sacks ... had two pass break ups and a blocked kick ... a member of the MIAA Commissioner's Academic Honor Roll.

In 2004: Started 11 of 12 games at defensive tackle recording 19 tackles including three for loss ... also had three tackles for loss and three sacks with a forced fumble ... a member of the MIAA Commissioner's Academic Honor Roll.

In 2003: Recorded 13 tackles with three solo stops on the defensive line ... also recovered a fumble.

Background: Was a member of the *Capital Journal's* all-state, all-class squad ... was voted to the all-Ark Valley League first team on both lines, earning unanimous honors on defense after recording 26 solo tackles, 16 assists, seven tackles for loss, three sacks and a fumble recovery as a senior ... 2003 Shrine Bowl participant ... named to both *Wichita Eagle* and *Topeka Capital Journal* Top 11 pick ... the 6A state champion at 215 pounds as a junior and a senior and was named the Most Outstanding Senior Wrestler on the Ark Valley League wrestling team.

Personal: Born Sept. 13, 1984 ... son of Dwight and Vicki Hemmerling ... majoring in biology.

Tackles	UT	AT	Tot	PBU	TFL	S/YL	FF	FR	INT
2003	3	10	13	0	0/0	0/0	0	1	0
2004	10	9	19	0	3/11	3/11	1	0	0
2005	13	12	25	2	3/16	3/16	0	0	0
Totals	26	31	57	2	6/27	6/27	1	1	0



Aaron Hicks 56

Linebacker

Olathe, Kan.

Olathe North High School

6-0 • 227 • Junior



At Washburn: Enters fall camp as a starting inside linebacker.

In 2005: Played in all 12 games recording 16 tackles, including a career-high nine stops against Southwest Baptist ... also had a fumble recovery against Emporia State.

In 2004: Played in eight games recording three tackles and a had a forced fumble.


In 2003: Sat out the season as a redshirt.

Background: Was named first team all-State, all-County, all-League and all-Metro at linebacker ... also named baseball team's outstanding senior player.

Personal: Born Jan. 24, 1985 ... son of Rick and Lynn Hicks ... majoring

in secondary education.

Tackles	UT	AT	Tot	PBU	TFL	S/YL	FF	FR	INT
2004	1	2	3	0	0/0	0/0	1	0	0
2005	7	9	16	0	0/0	0/0	0	1	0
Totals	8	11	19	0	0/0	0/0	1	1	0



Ted Hilger 70

Offensive Line

Wichita, Kan.


Coffeyville CC/
High School

6-0 • 227 • Junior

At Washburn: Joined the Ichabods for spring drills after transferring from Coffeyville Community College.

Background: Was an honorable mention all-Jayhawk Conference pick at guard as a sophomore.

Personal: Born Jan .6, 1986 ... son of Art and Diane undecided on major.



Cody Huenefeld 72

Defensive End

Aurora, Neb.

Aurora High School

6-1 • 267 • Senior

At Washburn: Returns to his starting left end position on the defensive line where he has started the last 20 straight games.

In 2005: Started all 12 games recording 24 tackles including 14 solo stops with 10 tackles for loss for 40 yards, which was third on the team ... also had three pass break ups and an interception against Northwest Missouri that halted a Bearcat drive ... also recorded four sacks.

In 2004: Played in 11 games starting nine at defensive end where he recorded 25 tackles including six for loss with two sacks ... also had a fumble recovery.

In 2003: Played in nine games as a true freshman recording 16 total tackles and five for loss ... also had a forced fumble and two sacks.

Background: Was a two-time all-state selection as an offensive lineman and was named to the Super State second team ... on the wrestling team at Aurora High School, he qualified for state each year of his prep career earning sixth place as a junior and third as a senior ... played in the 2003 Nebraska Shrine Bowl game.

Personal: Born on Jan. 21, 1984 ... son of Dan and Linda Huenefeld ... majoring in criminal justice.

Tackles	UT	AT	Tot	PBU	TFL	S/YL	FF	FR	INT
2003	7	9	16	0	5/21	2/13	1	0	0
2004	8	17	25	0	6/21	2/12	0	1	0
2005	14	10	24	3	10/40	4/23	0	0	1
Totals	29	36	65	3	21/82	8/48	1	1	1





45


Kyle Ingenthron
Running Back

Topeka, Kan.
Hayden
High School
5-11 • 170 • RS-Fr.

At Washburn: Will look for time on special teams and in the backfield.
In 2005: Sat out the season as a redshirt.

Background: A two-time Topeka all-city pick ... named all-city Defensive Newcomer of the Year as a sophomore ... a two-time all-league pick following his junior and senior seasons ... first team all-league pick on defense and offense as a senior ... rushed for 1,876 yards on 269 carries as a senior and scored 32 touchdowns ... rushed for 203 yards and scored three touchdowns in Hayden's state championship game ... a second team all-state pick and a first team all-4A pick.

Personal: Born on Jan. 21, 1987 ... son of Greg and Carol Ingenthron ... majoring in pre-engineering.



96


Brandon Jackson
Defensive Line

Kansas City, Mo.
Liberty
High School
6-2 • 275 • RS-Fr.

At Washburn: Will see time on the defensive line at left end and tackle.
In 2005: Sat out the season as a redshirt.

Background: A first team all-league and all-state honorable mention defensive lineman as a junior ... as a senior was named second team all-league.

Personal: Born on Oct. 11, 1986 ... son of Alvin and Cynthia Jackson ... undecided on major.



62

Andy Kavanaugh
Defensive Line

Lohrville, Iowa
Southern Cal
High School
6-3 • 294 • Sophomore



At Washburn: Enters the fall camp as the starting right tackle.

In 2005: Started the first five games of the season at right tackle before starting the remaining seven games at left tackle.

In 2004: Sat out the season as a redshirt.

Background: Was a three-time all-district defensive tackle and two-time all-state defensive tackle recording 171 career tackles ... high school career record was 31-9 winning the 2000 state championship ... a three-time state qualifier

in wrestling placing fourth at 275 as a junior and second as a senior ... finished prep career as school leader in wins with 155 and pins with 100 ... played in 2004 Iowa Shrine Bowl game.

Personal: Born on June 11, 1985 ... son of John and Connie Kavanaugh. ... majoring in elementary education.

Justin Knutzen
Tight End

92

Stilwell, Kan. / Blue Valley High School
6-3 • 230 • Sophomore


At Washburn: Making the switch from defensive line to tight end.

In 2005: Practiced, but did not appear in any games.

In 2004: Sat out the season as a redshirt.

Background: Was named second team all-Eastern Kansas League on defense and an honorable mention all-Sun County selection.

Personal: Born July 21, 1985. Son of Craig and Patricia Knutzen. Undecided on major. His father played football at Simpson College in Indianola, Iowa.



37

Michael Krajicek
Linebacker

Gretna, Neb.
Gretna
High School
6-0 • 220 • RS-Fr.

At Washburn: Enters season as the No. 2 inside linebacker on the right side.

In 2005: Sat out the season as a redshirt.

Background: A three-year letterwinner ... a two-time first team all-league pick ... a two-time all-district selection ... two-time all-area pick ... first team all-state pick at running back ... an all-state football selection by the *Omaha World Herald*, the *Lincoln Journal Star* and the *Huskerland Report* ... school record holder for rushing yards in a single game (285), single-season rushing (1,508), longest run from scrimmage for a touchdown (95), touchdowns in a season (23), career solo tackles (132) ... a three-time qualifier for the state wrestling tournament ... a three-time qualifier for the state track meet ... member of the 4x100m gold medal team as a sophomore ... is the 200m league record holder ... a 2005 Nebraska Shrine Bowl Participant.

Personal: Born on March 24, 1987 ... son of Joe and Jeanne Krajicek ... majoring in criminal justice.



Jacob Krause
Linebacker

Hope, Kan.
Hope
High School
5-10 • 205 • Sophomore

At Washburn: Will compete for time at the linebackers position and on special teams.

In 2005: Practiced but did not appear in any games.

In 2004: Sat out the season as a redshirt.

Background: An all-state 8-Man running back after winning the state championship ... rushed for 1,962 yards and 40 touchdowns as a senior ... finished his career with 5,080 rushing yards and 103 touchdowns ... a three-time first team all-league pick at running back and two-time all-

ABOUT WU

COACHES

PLAYERS

OPPONENTS

REVIEW

RECORDS

HISTORY


2006 ICHABOD PROFILES



ABOUT WU
COACHES
PLAYERS
OPPONENTS
REVIEW
RECORDS
HISTORY


2006 ICHABOD PROFILES

league choice at defensive back ... named first team all-state by the *Wichita Eagle* and the *Topeka Capital Journal* ... a member of the 2004 Shrine Bowl East squad ... graduated with a 4.0 GPA.
Personal: Born Jan. 19, 1986 ... son of Jayce and Jan Krause ... majoring in engineering.



91 Josh Larsen
Defensive Line
Gretna, Neb.
Gretna
High School
6-1 • 220 • RS-Fr.

At Washburn: Joined the Ichabods in the spring.
Background: Named an all-state offensive lineman as a senior and was a two-time all-conference pick at defensive end.
Personal: Born June 14, 1986 ... son of James and Michelle Larsen ... undecided on major.




90 Eric Lawrence
Defensive Line
Belleglade, Fla.
Glades Central Comm.
High School
6-2 • 255 • Sophomore



At Washburn: Enters fall camp as defensive end on the depth chart.
In 2005: Started all 12 games as a redshirt freshman at right defensive end recording 51 tackles, including 21 solo stops and 11 tackles for loss with two pass break ups and a forced fumble ... also had six sacks and an interception against Emporia State ... was an

honorable mention all-MIAA pick.
In 2004: Sat out the season as a redshirt.
Background: Was named Class 3A Defensive Player of the Year as well as first team all-League, all-Area and all-State ... was a starter in the 2004 Outback Bowl and named MVP of his high school's defense.
Personal: Born on Feb. 6, 2004 ... son of Eric Sr., and Dorothy Lawrence ... undecided on major.

Tackles	UT	AT	Tot	PBU	TFL	S/YL	FF	FR	INT
2005	21	30	51	2	11/31	6/22	1	0	1
Totals	21	30	51	2	11/31	6/22	1	0	1



81 Jake Lebahn
Wide Receiver
Salina, Kan.
Salina Central
High School
6-4 • 215 • Junior



At Washburn: Will see time at the "x" wide out position and on special teams after a solid sophomore season.
In 2005: Played in all 12 games starting two recording 19 receptions for 372 yards and five touchdowns ... also scored a touchdown on a blocked punt return against Southwest Baptist ... recorded five tackles on special teams and blocked a punt ... averaged 19.6 yards per reception including a 52-yard score against Emporia State ... a member of the MIAA Commissioner's Academic Honor Roll and a recipient of one of two Capital Federal's "True Blue" Scholarship winners.
In 2004: Played in seven games grabbing three

receptions for 48 yards including a 24-yard catch against Pittsburg State ... made a point after touchdown block against Missouri Western on homecoming, keeping the score tied at 23.

In 2003: Sat out the season as a redshirt.
Background: Part of two state champion 5A football teams as a Mustang and a second team all-Conference wide receiver as a senior ... a *Salina Journal* all-County pick first team selection in basketball ... a state qualifier in the high jump and in the 110m, hurdles.

Personal: Born July 10, 1984 ... son of Trent and Wendy Lebahn ... majoring in mass media.

Rushing	No.	Yds	Avg	TD	Long	Rec	Yds	Avg	TD	Long
2004	0	0	0.0	0	0	3	48	16.0	0	24
2005	0	0	0.0	0	0	19	372	19.6	5	52
Totals	0	0	0.0	0	0	22	420	19.1	5	52



76 Trey Lewis
Defensive Line
Topeka, Kan.
Washburn Rural
High School
6-3 • 290 • Senior

At Washburn: Returns to his defensive tackle position where he started the last 20 games dating back to his sophomore season.
In 2005: Was a first team all-MIAA pick after recording 45 tackles including eight for loss with a forced fumble and a fumble recovery ... also had



four sacks ... notched eight tackles for loss ... had three sacks for -26 yards against Northwest Missouri en route to MIAA Player of the Week honors ... a third team all-Football Gazette selection.

In 2004: Named second team all-MIAA after collecting 31 tackles including three for loss with a forced fumble, fumble recovery and blocked punt ... also had a sack.

In 2003: Played in all 11 games recording 18 tackles including six solo stops and two tackles for loss ... he also recorded a sack.

Background: Was an honorable mention

all-Class 6A, second-team all-City and all-Centennial League ... named team's defensive MVP.

Personal: Born on May 23, 1985 ... son of Verna Chapman and Wynn Lewis ... undecided on major.

Tackles	UT	AT	Tot	PBU	TFL	S/YL	FF	FR	INT
2003	6	12	18	0	2/7	1/5	0	0	0
2004	14	17	31	0	3/9	1/7	1	1	0
2005	22	23	45	0	8/39	4/33	1	1	0
Totals	42	52	94	0	13/55	6/45	2	2	0



9 Tommy Mangino

Quarterback

Lawrence, Kan.

Free State

High School

5-11 • 185 • Junior




At Washburn: Will compete for the backup quarterback position.

In 2005: Played in four games completing one pass for nine yards against Southwest Baptist ... also a member of the Ichabod baseball team where he batted .314 as a junior catcher.

Background: A transfer from Johnson County where he played baseball ... an honorable mention all-Sunflower League pick his senior year, leading the Lions to an 8-3 record ... also was the starting quarterback at Norman North High School before moving to Lawrence.

Personal: Born on May 10, 1984 ... son of Mark and Mary Jane Mangino ... undecided on major ... father Mark is head football coach at Kansas.

Passing	C	A	Int.	Pct.	Yds	TD	Long	Avg/C	Avg/G
2005	1	2	0	.500	9	0	9	9.0	2.2
Totals	1	2	0	.500	9	0	9	9.0	2.2
Rushing	No.	Yds	Avg	TD	Long				
2005	3	-18	-6.0	0	2				
Totals	3	-18	-6.0	0	2				



32 James Martin

Tight End

Topeka, Kan.

Hayden

High School

6-2 • 252 • Junior

At Washburn: Enters the season as the starting tight end.

In 2005: Played in 11 games and recorded a special teams tackle ... used primarily as a blocking back ... a member of the MIAA Commissioner's Academic Honor Roll.

In 2004: Played in 10 games as a true freshman used mainly as a blocking back.

Background: Was a two-time honorable mention all-4A pick. He was a two-time all-city selection and two-time all-conference pick earning unanimous all-Centennial League at tight end as a senior and second-team honors at linebacker.

Personal: Born on March 19, 1986 ... son of Jim and Sandy Martin. ... majoring in business.

Rushing	No.	Yds	Avg	TD	Long	Rec	Yds	Avg	TD	Long
2004	1	5	5.0	0	5	0	0	0.0	0	0
2005	0	0	0.0	0	0	0	0	0.0	0	0
Totals	1	5	5.0	0	5	0	0	0.0	0	0



26 Brent Meter

Running Back

Great Bend, Kan.

Kansas/Great Bend

High School

5-10 • 180 • Sophomore

At Washburn: Will look for time on special teams and in the offensive backfield.

In 2005: Practiced but did not appear in any games.

Background: A transfer from Kansas where he redshirted ... named all-State and all-Conference as a senior at Great Bend High School ... a 2004 Shrine Bowl participant.

Personal: Born on April 4, 1986 ... son of David and Cindy Meter ... undecided on major.

ABOUT WU

COACHES

PLAYERS

OPPONENTS

REVIEW

RECORDS

HISTORY

2006 ICHABOD PROFILES



ABOUT WU

COACHES

PLAYERS

OPPONENTS

REVIEW

RECORDS

HISTORY

2006 ICHABOD PROFILES



Taurence Minikwu

Fullback
Miami, Fla.
Hialeah-Miami
High School
 6-0 • 230 • Senior

At Washburn: Will start at fullback after moving from linebacker.
In 2004: Recorded nine tackles including five solo stops.
In 2003: Recorded nine tackles including one sack.
In 2002: Recorded 32 tackles including 13 solo stops with two tackles for loss playing in nine games as a true freshman.
Background: Was named team captain his senior season and led them in tackles following his junior and senior campaigns. Also received team's defensive MVP award.
Personal: Born Jan. 27, 1984. Son of Victor Minikwu and Vivian Kelsey. Majoring in criminal justice.

Tackles	UT	AT	Tot	PBU	TFL	S/YL	FF	FR	INT
2002	13	19	32	0	2/7	0/0	0	0	0
2003	5	4	9	0	0/0	0/0	0	0	0
2004	3	6	9	0	0/0	0/0	0	0	0
Totals	24	36	60	2	2/7	0/0	0	0	1



Ra'Shawn Mosley

Running Back
San Antonio, Texas
Southwest
High School
 5-10 • 200 • Junior



At Washburn: Will see time again in the backfield and possibly on return teams after becoming only third Ichabod to rush for more than 1,000 yards in a season as a freshman.

In 2005: Rushed for 443 yards on 78 carries and four touchdowns playing in eight games as a sophomore ... also had seven receptions for 27 yards out of the backfield and three punt returns for 19 yards.

In 2004: Was named honorable mention all-MIAA after rushing for 1,084 yards on 215 attempts with 11 touchdowns ... averaged 90.3 yards per game ... had a career high 170 yards and three touchdown runs against Missouri Western ... also had 12 receptions for 60

yards ... rushing total was third highest single-season mark in school history ... also had three kickoff returns for 58 yards.

Background: Rushed for 2,330 yards and 27 TD's as a junior en route to first team all-city and all-state honors averaging 7.9 yards per carry ... as

a senior, rushed for 1,500 yards and 17 TD's and was named a U.S. Army All-American ... rushed for 389 yards and six TD's in one game ... rushed for 756 yards and seven touchdowns as a sophomore ... also ran track.

Personal: Born on July 10, 1984 ... son of Debra Mosley ... majoring in corrections.

Rushing/Receiving

Rushing	No.	Yds	Avg	TD	Long	Rec	Yds	Avg	TD	Long
2004	215	1,084	5.0	11	63	12	60	5.0	0	35
2005	78	443	5.7	4	32	7	27	3.9	0	14
Totals	293	1527	5.2	15	63	19	87	4.6	0	35



Dustin Moyer

Defensive Line
Eudora, Kan.
Eudora
High School
 6-2 • 252 • Sophomore

At Washburn: Returns to a defensive end position after missing final 10 games of 2005 with a knee injury.

In 2005: Played in two games before missing remainder of the season with a knee injury ... recorded three tackles including two sacks with a pass break up.

In 2004: Played in all 12 games starting three recording 20 total tackles with a pass break up and two tackles for loss ... also had a sack.

In 2003: Played in two games recording four tackles for loss and one sack before suffering a season-ending elbow injury and received a medical redshirt.

Background: An all-Class 4A selection as a defensive lineman and was all-Frontier League on defense and offense as a junior and senior ... named to the *Lawrence Journal World's* all-Area team as a junior and senior and an honorable mention all-state selection as a junior ... named *Wichita Eagle's* all-State offensive team and to *Coaches* all-4A Defensive squad plus the *Kansas City Star's* all-Metro second team defense and was named to *KCPrepFootball.com's* all-Metro honorable mention team ... league champ in shot put.

Personal: Born on Nov. 12, 1984 ... son of Rod and Nancy Moyer. ... majoring in political science.

Tackles	UT	AT	Tot	PBU	TFL	S/YL	FF	FR	INT
2003	0	4	4	0	4/6	1/3	0	0	0
2004	8	12	20	1	2/3	1/2	0	0	0
2005	1	2	3	1	2/1	2/1	0	0	0
Totals	9	18	27	2	8/10	4/6	0	0	0



Ben Muir

Linebacker
Belton, Mo.
Belton
High School
 6-2 • 225 • RS-Fr.

At Washburn: Will look for time on special teams and at an inside linebacker position.

In 2005: Sat out the season as a redshirt.

Background: Was named all-conference after his junior and senior seasons at Belton High School.

Personal: Born on Feb. 11, 1987 ... son of Marion Muir ... majoring in history.



22 Aaron Neal

Linebacker

Topeka, Kan.
Butler County/
Highland Park HS
6-0 • 220 • Senior



At Washburn: Enters the season as a starting outside linebacker on the depth chart, where he has started the last 12 games.

In 2004: Started all 12 games at outside linebacker and recorded 69 tackles, including 36 solo stops with six tackles for loss and three pass break ups ... also had a sack and an interception against Northwest Missouri ... had a career-high 10 tackles (7 solo) against Pittsburg State.

In 2004: Played in all 12 games recording 40 tackles including 19 solo stops and five tackles for loss ... also had four sacks.


In 2003: Played in nine games for the Ichabods

recording 13 tackles including two for loss.

Background: Was an all-city, all-league pick as a senior from Highland Park and was named teams' top defensive back and running back.

Personal: Born Oct. 9, 1983. Son of Robert and Betty Neal. Majoring in law enforcement.

Tackles	UT	AT	Tot	PBU	TFL	S/YL	FF	FR	INT
2003	4	9	13	0	2/9	0/0	0	0	0
2004	19	21	40	3	5/32	4/28	1	0	0
2005	36	33	69	3	6/15	1/4	0	0	1
Totals	59	63	122	6	13/56	5/32	1	0	1



66 Matt O'Leary

Offensive Line

Andover, Kan.
Andover Central
High School
6-6 • 264 • RS-Fr.

At Washburn: Will look for time on the offensive line at right tackle.

In 2005: Sat out the season as a redshirt.

Background: Named all-league offensive line.

Personal: Born on Aug. 18, 1987 ... son of John and Laurie O'Leary ... undecided on major.



A.J. Patterson

Running Back

Topeka, Kan.
Topeka West
High School
5-10 • 200 • Junior



At Washburn: Will compete for time in the backfield and special teams.

In 2005: Played in six games recording 123 yards on 20 carries ... only reception of the season as a 16-yard catch for a touchdown against Missouri Southern.

In 2004: Played in three games after missing part of the season with an injury ... had 13 carries for 40 yards and one reception.

In 2003: Sat out the season as a redshirt.

Background: Was the 2002 Topeka Offensive Player of the Year, rushing for a school-record 1,977

yards with 19 touchdowns to help the Chargers to a second place state finish ... a two-time all-city selection as a junior and a senior after leading the city in rushing both seasons while finishing career with 3,817 yards ... played in the Shrine Bowl and a *Capital-Journal* 6A all-class selection and a *Capital-Journal* Top 11 all-state team.

Personal: Born on May 8, 1985 ... son of Richard and Brenda Patterson ... undecided on major.

Rushing	No.	Yds	Avg	TD	Long	Rec	Yds	Avg	TD	Long
2004	13	40	3.1	0	13	1	1	1.0	0	1
2005	20	123	6.2	0	53	1	16	16.0	1	16
Totals	33	163	4.9	0	53	2	17	8.5	1	16



Drameagon Powers

Wide Receiver

Elkhart, Texas
Elkhart
High School
6-3 • 193 • RS-Fr.

At Washburn: Will look for time on special teams and in the receiving corps.

In 2005: Sat out the season as a redshirt.

Background: As a junior at Elkhart High, he had 43 catches for 571 yards and eight touchdowns ... named all-district and all-area second team ... as a senior, had 46 receptions for 980 yards and 13 touchdowns en route to first team all-district, all-area and all-State honors ... also an all-area and all-district free safety ... named first team all-district and all-area as a junior and senior in basketball.

Personal: Born on Aug. 1, 1987 ... son of Philip Powers and Sharon Paris ... undecided on major.

ABOUT WU

COACHES

PLAYERS

OPPONENTS

REVIEW

RECORDS


HISTORY

2006 ICHABOD PROFILES



- ABOUT WU
- COACHES
- PLAYERS
- OPPONENTS
- REVIEW
- RECORDS
- HISTORY

2006 ICHABOD PROFILES




88 Ben Ramsey
Tight End
Scott City, Kan.
*Troy/Dodge City CC/
 Scott Comm. HS*
 6-2 • 244 • Junior

At Washburn: Will look for time on special teams and at tight end after transferring from Division I Troy in time for spring drills at Washburn.
In 2005: Sat out the season at Troy as a junior with a medical redshirt.
Background: Had 20 receptions and three touchdowns at Dodge City Community College ... was a preseason All-American and was named all-Jayhawk Conference ... an honorable mention all-State selection his senior year at Scott Community College ... was state runner up on the wrestling team as a senior and posted a record of 36-5 that season.
Personal: Born on March 19, 1983 ... son of Dan and Sara Ramsey ... majoring in criminal justice.



58 Jake Righter
Linebacker
Overland Park, Kan.
*Blue Valley West
 High School*
 5-10 • 180 • Junior

At Washburn: Will look for time on special teams and in the linebacking corps at Washburn.
In 2005: Sat out the season as a redshirt.
Background: Named football Iron Man and team's defensive MVP ... was a second team all-EKL pick at linebacker and an honorable mention all-Sun County selection ... was also a state qualifier as a junior and senior and the EKL champion in the shot put.
Personal: Born on Nov. 30, 1984 ... son of Randy and Peggy Righter ... majoring in exercise physiology.



65 Jeff Rickard
Offensive Line
Westminster, Colo.
*Standley Lake
 High School*
 6-3 • 296 • Junior




At Washburn: Returns to his starting right guard spot on the offensive line where he has started 12 straight games.
In 2005: Started all 12 games at right guard ... was an honorable mention all-MIAA pick.
In 2004: Played in eight games on the

offensive line as a true freshman.
Background: Was a second team all-league selection as a sophomore and then was named first team all-league as a junior and senior ... also long-snapped ... finished fifth in the state in wrestling as a junior.
Personal: Born on Sept. 10, 1985 ... son of John and Susan Rickard ... undecided on major ... sister Jennifer threw shot, discus and hammer at Adams State ... sister Colleen swam at Hillsdale.



17 Bruce Ringwood
Linebacker
Blue Springs, Mo.
*Blue Springs
 High School*
 6-0 • 227 • Junior

At Washburn: Will challenge for time at linebacker and on special teams.
Background: A transfer from Kansas where he redshirted the 2003 season and was a member of the scout team in 2004 ... a 2003 graduate of Blue Springs High School ... presented the Buchanan Award as the area's top big-school lineman/linebacker in 2002 ... ranked as the No. 69 high school linebacker in the nation by Rivals.com ... was listed as the No. 1 linebacker in the Kansas City area by MoKanFootball.com ... made 112 total tackles and three sacks for Blue Springs as a senior ... was an instrumental part of the Wildcats' four conference championships and three district championships in 2000, 2001 and 2002 and the Missouri 5A state championship in 2001 ... earned 12 letters in football, wrestling and track.
Personal: Born on Jan. 13, 1985 ... son of Bruce and Vickie Ringwood ... major in psychology.



60 Joey Russell
Offensive Line
Topeka, Kan.
*Highland CC/Hayden
 High School*
 6-5 • 300 • Junior

At Washburn: Will compete for time on the offensive line.
Background: Was an all-Jayhawk conference pick at Highland. ... named all-city and all-league at Hayden.
Personal: Born May 27, 1986 ... son of Dennis and Janna Russell ... majoring in communications.



86 Connor Sabel
Placekicker
Topeka, Kan.
*Hayden
 High School*
 6-2 • 180 • Senior

At Washburn: Enters the season as the starting kickoff and point after placekicker ... already owns school record for career extra points with 126 ... needs 58 points to become school's all-time kick scorer.
In 2005: Broke his own school record hitting all 59 extra points attempts ... was 3 of 7 on field goals hitting a game-winning 23-yard field goal with :04 seconds remaining in a 31-28 win over Northwest Missouri ... hit a career-long 41-yard attempt against Western Washington ... averaged 56



Dan Schneider
Offensive Line

Topeka, Kan.
Butler County/Hayden High School
6-0 • 283 • Senior



At Washburn: Enters the season as the starting center.
In 2005: Started all 12 games at center helping Washburn record single-season rushing setter ... was an MIAA Commissioner's Academic Honor Roll member.
In 2004: Played in three games before suffering a season ending injury ... received a medical red-shirt.
Background: At Butler County, he was an all-Jayhawk Conference selection as a sophomore and a two-year starter and a starter on Butler's 2003 national championship squad ... at Hayden High School, he was a two-time

all-state, all-conference and all-city pick.

Personal: Born on June 11, 1984 ... son of Charles and Mary Schneider ... majoring in physical education.



Steven Schuster
Defensive Back

Topeka, Kan.
Hayden High School
5-11 • 187 • Sophomore

At Washburn: Will compete for time in the defensive backfield at free safety and on special teams.

In 2005: Played in six games and recorded two tackles playing both on special teams and at cornerback.

In 2004: Sat out the season as a redshirt.

Background: Named all-state and the City Offensive Player of the Year with 2,479 total yards to help Hayden to a 12-2 record and runner-up finish in the Class 4A playoffs ... was an all-state Top 11 pick as a senior ... named all-city as a junior playing tailback when he rushed for 1,549 yards, but he switched to quarterback his senior year and rushed for 1,703 yards and 31 touchdowns while passing for 776 yards and six TDs ... was all-Centennial League at quarterback, second-team at defensive back and all-Class 4A at defensive back as a senior ... as a sophomore he was named city offensive player of the year ... for his career he rushed for 3,924 yards and 48 TD's ... named to the 2004 Shrine Bowl.

Personal: Born on Nov. 21, 1985 ... son of Bob and Sue Schuster ... undecided on major ... his uncles Jim and John played basketball at

yards per kickoff while recording 16 touchbacks on 75 kickoffs.

In 2004: Connected on a school-record 45 extra point attempts and hit 4 of 13 field goal attempts including the 32-yard game-winning field goal as time expired in the Mineral Water Bowl ... scored 10 points against Missouri Southern hitting all seven extra point attempts.

In 2003: Took over placekicking duties midway through the season and connected on two of four attempts including a career-long 34-yarder against Missouri Southern.

Background: Led Topeka in kick scoring with 42 points on 33 extra points and three field goals ... was first team all-Class 4A, second-team all-Centennial League and honorable mention all-City as a senior ... also played soccer at Hayden, where he earned second team all-state honors as a junior and first team all-state honors as a senior.

Personal: Born on Aug. 17, 1984 ... son of Rick and Becky Sabel ... majoring in law enforcement.

	PAT	PCT	FG	FGA	PCT	Long
2003	22-23	.957	2	4	.500	34
2004	45-51	.882	4	13	.308	32
2005	59-59	1.000	3	7	.429	41
Totals	126-133	.947	9	24	.375	41



Nick Schamaun
Linebacker

Great Bend, Kan.
Great Bend High School
6-1 • 180 • RS-Fr.

At Washburn: Will compete for time on special teams and with the linebackers.

In 2005: Sat out the season as a redshirt.

Background: Named first team all-area and all-league ... a three-year letterwinner.

Personal: Born on Jan. 17, 1987 ... son of Steve and Sheryl Schamaun ... majoring in business administration.

ABOUT WU
COACHES
PLAYERS
OPPONENTS
REVIEW
RECORDS
HISTORY

2006 ICHABOD PROFILES



ABOUT WU
COACHES
PLAYERS
OPPONENTS
REVIEW
RECORDS
HISTORY

2006 ICHABOD PROFILES

Benedictine ... uncle Roger played football at St. Mary's of the Plains.

Tackles	UT	AT	Tot	PBU	TFL	S/YL	FF	FR	INT
2005	1	1	2	0	0/0	0/0	0	0	0
Totals	1	1	2	0	0/0	0/0	0	0	0




85 Mark Scott

Tight End

Lenexa, Kan.
Shawnee Mission West
High School
6-2 • 235 • Sophomore

At Washburn: Will compete for time at tight end and on special teams.
In 2005: Played in two games as a redshirt freshman.
In 2004: Sat out the season as a redshirt.
Background: Was named all-Sun County at tight end and named school's Offensive Player of the Year.
Personal: Born on Aug. 25, 1985 ... son of Bob and Debbie Scott ... undecided on major ... older brother Jeff played for the Ichabods from 2002-05.



27 Marcus Shanahan

Free Safety

Elkhorn, Neb.
Elkhorn
High School
6-1 • 192 • RS-Fr.

At Washburn: Will compete for time on special teams and in the defensive backfield.
In 2005: Sat out the season as a redshirt.
Background: An all-state defensive pick and all-Omaha area selection ... all-district selection as a junior and senior ... defensive captain ... a two-time state qualifier in track.
Personal: Born on Jan. 28, 1987 ... son of Greg and June Shanahan ... majoring in biology (pre-med).



Heath Shelite

Quarterback

Kiowa, Kan.
Kiowa
High School
6-1 • 180 • RS-Fr.

At Washburn: Will provide depth to the quarterback position.
In 2005: Sat out the season as a redshirt.
Background: Named all-State quarterback as a junior and senior in Class 2A ... was Class 3-2-1A state champion in doubles tennis after finishing the season with a 28-7 record ... a participant in the K101 Bowl.
Personal: Born on May 26, 1985 ... son of Rock and Laurie Shelite ... majoring in criminal justice.

Roy Sims

13

Defensive Tackle

San Benito, Calif./Gavilan College

6-6 • 295 • Senior

At Washburn: Fully healed from injury that kept him out of final six games of 2005 season ... enters fall camp as a starting defensive tackle.

In 2005: Played in the first six games of the season before breaking his arm on a tackle against Pittsburg State ... recorded 15 tackles, including three tackles for loss and two sacks.

Background: Named Most Valuable Player of the team, first team all-conference, the California Coast Conference's Most Valuable Defensive Player ... all-region, all-state and he was named a California Junior College all-America by *JuCal Magazine* and third Team all-America by *JCGrid Wire Magazine* ... named Region 2 Defensive Player of the Year by the California Community College Football Coaches Association ... as a sophomore, he recorded 23 solo tackles, 31 assisted tackles, 19 sacks with 25 quarterback hurries, two pass breakups and an interception along with 11 tackles for loss ... at San Benito High School, Sims was named a first-team all-section pick and a two-time all-league first-team selection ... named the team Most Valuable Player and league's Most Valuable Defensive lineman ... selected team captain and was a three-year starter.

Personal: Born on Jan. 13, 1982 ... son of Sylvia DeLeay ... majoring in physical education.



83 Sam Sissom

Wide Receiver

Kansas City, Mo.
Winnetonka
High School
6-0 • 195 • Senior

At Washburn: Returns to a wide receiver position after missing final 10 games of season with knee injury ... has left his name all over the Washburn record books ... he has 36 touchdown receptions for his career, which is a Washburn record ... he needs two more touchdowns to set a new MIAA all-games record ... he tied the MIAA regular season games record last season against Colorado Mines ... his 152 career receptions rank No. 2 on the all-time chart and his 2,614 receiving yards is third in school history, needing 489 yards for a new record ... his 226 career points is second on the all-time list ... he is second in career punt return average with a 11.0 mark ... he also ranks fifth on Washburn's career all-purpose yardage chart with 3,229 yards ... looking to become only the second Ichabod since 1961 to lead the team in receiving four seasons.

In 2005: Recorded seven receptions for 231 yards and three touchdowns including a 62-yard reception on the second offensive play from scrimmage of the season ... on the Ichabods' next possession, he had an 82-yard reception for a score ... 231 single-game receiving yards were second most in school



history and fourth highest single-game total in MIAA history ... after recovering from knee injury, finished baseball career as Washburn's all-time leader in base hits with 229 and 662 at bats earning second team all-MIAA honors.

In 2004: Named second team all-MIAA and second team all-Region after leading the team with 65 receptions and 1,109

yards - both third highest single-season totals in school history ... recorded 15 touchdown receptions, which set a school record for a junior ... had a career-high 11 receptions for 216 yards in the Mineral Water Bowl en route to Offensive MVP honors ... also had 251 all purpose yards in the game ... set four school postseason records ... returned a punt 66 yards for a touchdown against Missouri Southern ... was named honorable mention all-MIAA as an outfielder on the Ichabod baseball team.

In 2003: Led the team with 39 receptions for 555 yards and six touchdowns ... averaged 14.2 yards a reception ... had six receptions for 141 yards against Southwest Baptist ... on special teams, he averaged 9.2 yards per punt return gaining 296 yards on 32 returns ... on the baseball team he was named honorable mention all-MIAA as an outfielder.

In 2002: Named the MIAA Freshman of the Year after leading the Ichabods with 719 receiving yards and 12 touchdowns in 10 games ... his 12 touchdown receptions and 719 yards receiving were both freshman records as were his 41 receptions ... named honorable mention all-MIAA and D2football.com's Offensive Wide Receiver of the Year award ... his 72 points scored were the sixth highest single-season total in school history ... as a freshman he was named second team all-MIAA at designated hitter for the baseball team.

Background: Was a first team all-league selection in three sports at Winnetonka High School in football, basketball and baseball ... an all-Northland choice in all three sports.

Personal: Born Sept. 5, 1983 ... son of Dan and Bonnie Sissom ... majoring in history.

Rush	No.	Yds	Avg	TD	Long	Rec	Yds	Avg	TD	Long
2002	1	2	2.0	0	2	41	719	17.5	12	63
2003	0	0	0.0	0	0	39	555	14.2	6	65
2004	1	0	0.0	0	0	65	1,109	17.1	15	86
2005	0	0	0.0	0	0	7	231	33.0	3	82
Totals	2	2	1.0	0	2	152	2614	17.2	36	86
	KOR	Yds	Avg	Long	TD	PR	Yds	Avg	Long	TD
2003	0	0	0.0	--	0	32	296	9.2	49	0
2004	0	0	0.0	--	0	23	310	13.5	66	1
2005	0	0	0.0	--	0	1	7	7.0	7	0
Totals	0	0	0.0	--	0	56	613	10.9	66	1



Trent Stepps


Wide Receiver

Fort Scott, Kan.
Coffeyville CC/Fort Scott High School
5-10 • 190 • Junior

At Washburn: Joined Ichabods for spring drills after transferring from Coffeyville Community College ... making transition from quarterback to wide receiver.

Background: Passed for 514 yards and four touchdowns as a sophomore ... also had a reception for five yards ... had two receptions for 21 yards as a freshman playing in all 11 games.

Personal: Born on Oct. 1, 1985. Son of Clyde and Marion Stepps ... undecided on major ... older brother Travis spent two seasons at Washburn as a graduate assistant.



Brian Strand

Offensive Line

Venango, Neb.
Nebraska Wesleyan/Chase County HS
6-4 • 306 • Junior

At Washburn: Enters the season as the No. 2 right guard.

In 2005: Played in two games on the offensive line.

In 2004: Sat out the season as a redshirt.

Background: A transfer from Nebraska Wesleyan where he played in three games ... at Chase County High School, he was an all-state and all-district selection.

Personal: Born on May 26, 1985 ... son of Wayne and Agnes Strand ... undecided on major.



Henry Talley

Defensive Back

Kansas City, Mo.
Park Hill South High School
6-1 • 204 • Junior



At Washburn: Played in all 11 games as a redshirt sophomore.

In 2005: Played in all 11 games recording 31 tackles including 24 solo stops with a tackle for loss ... had a career-high 10 tackles (8 solo) against Southwest Baptist ... also had a pass break up and a fumble recovery.

In 2004: Played in seven games gaining five solo tackles and one assisted tackle with four pass break-ups and an interception he returned 36 yards against Langston.

In 2003: Played in two games for the Ichabods after an injury and received a medical redshirt.

In 2002: Sat out the season as a redshirt.

Background: Was a two-year member of

ABOUT WU

COACHES

PLAYERS

OPPONENTS

REVIEW

RECORDS

HISTORY

2006 ICHABOD PROFILES



- ABOUT WU
- COACHES
- PLAYERS
- OPPONENTS
- REVIEW
- RECORDS
- HISTORY

2006 ICHABOD PROFILES

the all-conference first team as well as a two-time all-district selection and two-time all-Metro selection ... as a three-year starter he recorded 31 receptions for 641 yards and four touchdowns ... averaged 19.4 yards per punt return for his career taking one back for a touchdown ... on defense he recorded 14 career interceptions returning one for a touchdown gaining two blocked punts ... as a junior, he recorded nine interceptions.

Personal: Born on Sept. 4, 1983 ... son of Henry and Deborah Talley. ... majoring in human services.

Tackles	UT	AT	Tot	PBU	TFL	S/YL	FF	FR	INT
2004	5	1	6	4	0/0	0/0	0	0	1
2005	24	7	31	1	1/5	0/0	0	1	0
Totals	29	8	37	5	1/5	0/0	0	1	1



Fletcher Terrell
Defensive Back

Minneapolis, Minn.
St. Louis Park High School
6-1 • 190 • Senior



At Washburn:

Preseason All-American returns to his starting cornerback position after starting the last 35 games ... has set the school record with 17 interceptions and his 58 passes defended is a school and NCAA Division II record ... needs 20 total tackles to move into top 10 on Washburn's all-time chart.

In 2005: Led the team with eight interceptions tying a Washburn record while recording 58 tackles earning first team unanimous all-MIAA Honors at defensive back ... was also a first team all-MIAA kickoff returner after averaging 30.8 yards per return, returning two for touchdowns including a 100-yard return against Central Missouri with the other coming on a 83-yard scamper against Pittsburg State ... was a first team all-America selection by CoSIDA/Daktronics, the Don Hansen Football Gazette and D2Football.com ... a first team all-region selection as well ... finished 15th in the nation in interceptions and eighth in passes defended ... also blocked two punts against Northwest Missouri.

In 2004: Led the team and the MIAA and finished 13th in NCAA Division II with 20 passes defended, which set a new single-season school record starting all 12 games ... was third on the team in tackles with 61 total stops, including 40 solo tackles ... also had five interceptions for 113 return yards and two kickoff returns for 38 yards ... was named second team all-MIAA.

In 2003: Led the team and the MIAA and finished 13th in

NCAA Division II with 19 passes defended including 15 pass breakups ... had four interceptions, returning one 60 yards for a touchdown against Emporia State while recording 47 tackles including 33 solo stops ... an honorable mention all-MIAA pick.

Background: Transfer from Butler County ... at St. Louis Park High School, he was an all-conference, all-state and all-America selection and was named team's defensive player and defensive back of the year.

Personal: Born on March 26, 1984 ... son of Kimberly Hassell ... majoring in physical education.

Tackles	UT	AT	Tot	PBU	TFL	S/YL	FF	FR	INT
2003	33	14	47	19	0/0	0/0	1	0	4
2004	40	21	61	20	1/1	0/0	1	1	5
2005	37	21	58	19	1/17	0/0	1	0	8
Totals	110	56	166	58	2/18	0/0	3	1	17



Jarod Tetuan
Free Safety

Topeka, Kan.
Hayden High School
5-11 • 198 • Junior

At Washburn: Made the move from wide receiver to free safety and started one game in the secondary ... also returned punts, with a career average of 15.1, which is the highest punt return average in school history ... enters fall camps as the starting free safety.

In 2005: Played in nine games playing on both sides of the football recording 46 tackles with a pass break up and a forced fumble ... also had seven receptions for 141 yards and two touchdowns ... averaged 11.0 yards



per punt return and 15.7 yards per kickoff return. ... had a career-high 12 tackles (9 solo) against Pittsburg State.

In 2004: Played in all 12 games collecting 14 receptions for 217 yards and three touchdowns ... had five special teams tackles ... also had six rushing attempts for 41 yards ... was seventh in the MIAA in kick return average with 20.6 yards per return.

In 2003: Sat out the season as a redshirt.


Background: A two-time all-City pick, he tallied 1,844 yards of total offense as a senior, including 1,425 rushing yards ... scored 23 touchdowns and passed for four touchdowns ... named *The Capital-Journal's* all-4A quarterback and was a unanimous all-Centennial League and first team 4A all-state quarterback selection ... earned first-team all-league honors as a returner ... played in the 2003 Shrine Bowl.

Personal: Born on May 22, 1985 ... son of John and Theresa Tetuan ... majoring in physical education ... His brother John was a pitcher at Wichita State and his brother Jesse played free safety at Kansas State.

Rush	No.	Yds	Avg	TD	Long	Rec	Yds	Avg	TD	Long
2004	6	41	6.8	0	17	14	217	15.5	3	40
2005	1	4	4.0	0	4	7	141	20.1	2	49
Totals	7	45	6.4	0	17	21	358	17.0	5	49



	KOR	Yds	Avg	Long	TD	PR	Yds	Avg	Long	TD
2004	16	329	0	76	0	8	161	20.1	48	0
2005	6	94	0	26	0	10	110	11.0	20	0
Totals	22	423	0	76	0	18	271	15.1	48	0



44 Sam Tossie

Linebacker

Hutchinson, Kan.

Idaho/Hutchinson

High School

6-2 • 250 • Junior

At Washburn: After joining the Ichabods, he has played both defensive end and linebacker ... enters fall camp as a starting inside linebacker.

In 2005: Played in the final 10 games of the season and recorded 34 tackles with seven for loss and three sacks ... also had a pass break up and


a forced fumble ... recorded seven tackles against Central Washington in season debut.

Background: Spent his freshman year at Idaho, where he was injured and received a medical redshirt ... at Hutchinson High, as a senior he logged 76 tackles on the season (including 45 unassisted tackles), 21 tackles for loss and six quarterback sacks ... also a versatile athlete, lining up as a slot back on offense and rushing for 422 yards and six touchdowns ... earned First Team all-State honors, named to The Hutch-News Elite 11 and League Defensive MVP honors ... played just one year for the Salt Hawks, but certainly made his mark at the 6A school ... transferred to Hutchinson similar fashion at the Class 2A level where he

also earned League MVP and all-Southwest Kansas honors.

Personal: Born on April 12, 1985 ... son of Darrell and Kristine Tossie ... majoring in business.

	Tackles	UT	AT	Tot	PBU	TFL	S/YL	FF	FR	INT
2005	19	15	34	1	7/32	3/25	1	0	0	0
Totals	19	15	34	1	7/32	3/25	1	0	0	0



39 Bryce Trumpp

Fullback

Palco, Kan.

Palco

High School

5-10 • 190 • RS-Fr.


At Washburn: Will look for time on special teams and as a reserve fullback..

In 2005: Sat out the season as a redshirt.

Background: A first team all-Conference pick three years ...named Wichita Eagle and Capital-Journal honorable mention all-State pick ...

Named *Hays Daily News* first team all-State and *Salina Journal* second team all-State.

Personal: Born on Jan. 13, 1987 ... son of Don and Jean Trumpp ... majoring in criminal justice.



25 Ben Vann

Defensive Back

Wichita, Kan.

Independent

High School

5-8 • 175 • RS-Fr.

At Washburn: Will compete for time in the defensive secondary and on special teams.

In 2005: Sat out the season as a redshirt.

Background: A three-sport standout at Independent High School earning all-league honors in football, basketball and track.

Personal: Born on April 9, 1987 ... son of Marcus and Stephanie Vann ... undecided on major.



18 Brandon Walker

Wide Receiver

Garland, Texas

Lake View

High School

6-1 • 205 • Sophomore



At Washburn: Will see time at wide receiver after playing quarterback as a red-shirt freshman.

In 2005: Played in 10 games recording 348 yards rushing on 57 carries and three touchdowns, including a 78-yard rush against Western Washington - the longest rush of the season for the Ichabods ... also completed 2-of-3 passes for 19 yards ... had one reception for seven yards and one kickoff return for

22 yards.

In 2004: Sat out the season as a redshirt.

Background: Rushed for 500 yards and eight touchdowns and passed for 484 yards and was named one of Dallas' top 100 recruits as a senior.

Personal: Born on Aug. 21, 1985 ... son of Charles and Cheryl Bean ... majoring in mass media.

Passing	C	A	Int.	Pct.	Yds	TD	Long	Avg/C	Avg/G	
2005	2	3	0	.667	19	0	14	9.5	1.9	
Totals	2	3	0	.667	19	0	14	9.5	1.9	
Rush	No.	Yds	Avg	TD	Long	Rec	Yds	Avg	TD	Long
2005	6	41	6.8	0	17	14	217	15.5	3	40
Totals	6	41	6.8	0	17	14	217	15.5	3	40

ABOUT WU

COACHES

PLAYERS

OPPONENTS

REVIEW

RECORDS

HISTORY

2006 ICHABOD PROFILES



ABOUT WU
COACHES
PLAYERS
OPPONENTS
REVIEW
RECORDS
HISTORY

2006 ICHABOD PROFILES



43 Zach Watkins

Linebacker
Independence, Mo.
Truman
High School
 6-0 • 220 • RS-Fr.

At Washburn: Enters the fall season as a backup inside linebacker ... could also see time on special teams.
In 2005: Sat out the season as a redshirt.
Background: Was football and basketball captain two seasons ... named Most Inspirational Player in 2004 ... named all-Conference and all-Area as a junior and all-Conference, all-Area, all-Metro, all-district, all-Metro Sports and First Team all-State as a senior after recording 151 total tackles including 120 solo stops with one interception, two forced fumbles, two fumble recoveries and 32 tackles for loss ... graduated with a 4.35 GPA which was 11th in his graduation class of 386.
Personal: Born on Jan. 31, 1987 ... son of Bruce and Jayme Watkins ... undecided on major.



12 Cary Williams

Defensive Back
Miami, Fla.
Fordham/
High School
 6-2 • 185 • RS-Soph.


At Washburn: Enters the fall camp as one of the starting cornerbacks ... could also return kickoffs and punts.
In 2005: Sat out the season as a redshirt.
Background: Played in nine games at Fordham leading in the teams in kick return average with 19.7 yards per return as a freshman.
Personal: Born on Dec. 23, 1984 ... son of Calvin and Trina Golson ... majoring in political science.



34 Lincoln White

Linebacker
Jupiter, Fla.
Dwyer
High School
 6-0 • 203 • RS-Fr.

At Washburn: Enters the fall season as a backup inside linebacker ... could also see time on special teams.
In 2005: Sat out the season as a redshirt.
Background: Played his prep ball at Dwyer High School ... also played fullback and participated in power lifting.
Personal: Born on Aug. 4, 1987 ... son of Lincoln and Joy White ... majoring in physical therapy.



15 Beau Wofford

Quarterback
Independence, Mo.
Truman
High School
 6-5 • 210 • RS-Fr.

At Washburn: Enters fall as No. 2 quarterback providing depth off the bench.
In 2005: Sat out the season as a redshirt.
Background: Passed for 1,651 yards completing 113 of 235 passes with 19 touchdowns as a senior ... led Truman to first league and district championships in 2004 ... named first team all-league punter, honorable mention all-league quarterback, all-district punter, all-area second team punter and all-metro honorable mention punter as a junior ... named first team all-league quarterback, first team all-league punter, all-area second team quarterback and all-area first team punter as a senior
Personal: Born on Nov. 19, 1986 ... son of son of Sherman Wofford and Kelli Calton ... undecided on major.



16 Michael Wilhoite

Linebacker
Topeka, Kan.
Highland Park
High School
 6-0 • 203 • RS-Fr.

At Washburn: Making to the switch to outside linebacker from free safety to start his redshirt freshman season ... could also see time on special teams.
In 2005: Sat out the season as a redshirt.
Background: A three-year letterman in football ... a second team all-league pick at defensive back ... a member of the National Honor Society and National Honor Roll.
Personal: Born on Dec. 7, 1986 ... son of Greg Wilhoite and Jan Buckheim ... majoring in business management.



Jeff Womack

Running Back
Riviera Beach, Fla.
Dodge City
Community College
 5-10 • 205 • Junior

At Washburn: Will compete for time in the backfield and on special teams.
In 2004: Missed the season with an ankle injury.
In 2003: Rushed for 37 yards on 24 carries playing in nine games.
Background: Redshirted at Dodge City in 2002 ... rushed for 1,300 yards and 13 touchdowns as a senior and 1,000 yards and 13 more touchdowns as a junior ... named all-area first team by the Palm Beach Post and the Orlando Sun Sentinel.
Personal: Born on Sept. 22, 1982 ... son of Jeff and Jacquelyn Womack ... majoring in physical education.

Rush	No.	Yds	Avg	TD	Long	Rec	Yds	Avg	TD	Long
2003	24	37	1.5	0	9	0	0	0.0	0	0
Totals	24	37	1.5	0	9	0	0	0.0	0	0



Tramaine Young

Defensive Back

Lawton, Okla.
 Northeastern Oklahoma
 A&M/Eisenhower HS
 5-10 • 205 • Junior

At Washburn: Will compete for time in the defensive backfield and on special teams.

In 2005: Sat out the season.

In 2004: Played in 11 games recording 12 tackles with a pass break up ... returned a blocked punt 24 yards against Southwest Baptist for a touch-down.

In 2003: Played in 10 games collecting 17 tackles including 12 solo stops ... also had four pass break ups including one interception against Northwest Missouri.

Background: Redshirted the 2002 season at Northeastern Oklahoma A&M ... also played running back at Lawton Eisenhower High School as a prep.

Personal: Born Feb. 14, 1984 ... son of Christopher and Jacqueline Young ... majoring in physical therapy.

Tackles	UT	AT	Tot	PBU	TFL	S/YL	FF	FR	INT
2003	12	5	17	3	0/0	0/0	0	0	1
2004	6	6	12	1	1/2	0/0	0	0	0
Totals	18	11	29	4	1/2	0/0	0	0	1

Ichabod Newcomers

Tim Banke 97

Defensive Tackle
 Omaha, Neb./Skutt Catholic High School
 6-5 • 275 • Freshman

Background: Named Class B honorable mention all-super state as a senior ... part of the Class B State football championship team

Personal: Born Aug. 12, 1987 ... son of Mark and Bridget Banke ... undecided on major.

Garin Beam

Fullback
 St. George, Kan./Rock Creek High School
 6-1 • 215 • Freshman

Background: Three-time all-MEL and all-state defensive end playing for his father Mike ... all-Flint Hills fullback and defensive end ... 23 career sacks ... led the team in receiving two seasons ... an all-league basketball pick ... state qualifier in discus ... named 2005 offensive player of the year and to the all-league academic team.

Personal: Born Nov. 5, 1987 ... son of Mike and Lesa Beam ... majoring in physical education.

Bill Boyer 73

Offensive Line
 Lakewood, Colo./Green Mountain High School
 6-4 • 320 • Freshman

Background: A SuperPrep all-Midlands performer ... Rivals.com ranked him as the No. 24 overall prospect in the state of Colorado ... a two-way starter on offense (right tackle) and defense (tackle), he earned first-team all-state (4A) honors by both the Denver Post and Rocky Mountain News as a senior while garnering first-team all-Jeffco League honors as junior and senior (he was second-team all-state as a junior) ... he had 41 pancake blocks as a senior and had 25 as a junior ... had 36 tackles as a senior and 32 as a junior, when he also had an interception ... he played basketball through his sophomore year and also lettered in wrestling and track finishing third in the state in the discus and 10th in the state in the shot put as a junior.

Personal: Born February 15, 1988 ... son of George and Holly ... majoring in business.

Garrett Chumley

Wide Receiver
 Bonner Springs, Kan./Basehor-Linwood High School
 6-2 • 170 • Freshman

Background: A three-year letterman in football, two in baseball and one in basketball ... honorable mention all-league punter as a senior ... named special teams player of the year ... co-captain of football team as a senior and captain of basketball team ... a three-year member of the National Honor Society and a Kansas Honor Scholar.

Personal: Born March 19, 1988 ... son of Mike and Brenda Chumley ... majoring in criminal justice.

Brad Cole 8

Wide Receiver
 Kansas City, Mo./Northern Iowa/North Kansas City HS
 6-2 • 190 • Redshirt Freshman

Background: Redshirted his freshman season at Northern Iowa ... recruited by Washburn out of high school ... earned three letters each in basketball and football, two in track ... rushed for a career-school record 3,189 yards and 25 TDs ... was a 2004 all-conference, all-district and all-state tailback ... also holds school record for rushing yards in a season (2,011) and game (382), the latter being the eighth best rushing game in state history ... a two-time all-district sprinter, 2004 all-sectional sprinter.

Personal: Born March 4, 1987 ... son of Vicki Cole ... majoring in athletic training.

David Demars 74

Offensive Line
 St. Marys, Kan./St. Marys High School
 6-4 • 275 • Freshman

Background: Named first team all-state and all-league as a senior on the offensive line ... as a junior, he was a first team all-league and honorable mention all-state pick on the offensive line ... was an honorable mention all-league defensive lineman as a sophomore ... a four-year football and wrestling letterman for the Bears ... was league champion wrestler as a junior and state qualifier ... an academic all-league selections four years ... a 2006 Kansas Shrine Bowl participant.

Personal: Born Dec. 18, 1987 ... son of Fred and Kitty Demars ... majoring in computer information science.

Jeremy Harris

Wide Receiver
 Topeka, Kan./Hayden High School
 6-2 • 180 • Freshman

Background: Named all-city and all-league for the Wildcats.

Personal: Born Dec. 16, 1987 ... son of Mark and Lori Harris ... undecided on major.

Aaron Harvey 30

Running Back
 Kansas City, Mo./North Kansas City High School
 5-10 • 180 • Freshman

Background: Rushed for 1,651 yards and 21 rushing touchdowns and two receiving touchdowns ... he was a first team all-league, all-metro pick by the Kansas City Star and all-Metro Sports pick.

Personal: Born June 13, 1988 ... son of Dewayne and Kelly Harvey ... majoring in business.

Austin Hills

Punter
 Burlington, Kan./Burlington High School
 6-2 • 225 • Freshman

Background: Played tackle on offense and defense as well as handling punting duties ... also played basketball and baseball.

Personal: Born July 15, 1988 ... son of Jim and Barb Hills ... majoring in pre-med (biology).

- ABOUT WU
- COACHES
- PLAYERS
- OPPONENTS
- REVIEW
- RECORDS
- HISTORY

2006 ICHABOD PROFILES / ICHABOD NEWCOMERS



ABOUT WU
COACHES
PLAYERS
OPPONENTS
REVIEW
RECORDS
HISTORY

2006 ICHABOD NEWCOMERS

Jake Iverson 11
Quarterback

Lincoln, Neb./Lincoln North Star
 6-5 • 190 • Freshman
Background: Passed for 2,641 yards as a senior ... named team's most valuable player ... an all-city pick as a senior ... named EA Sports Elite 11 Quarterback at Las Vegas camp and received Elite Quarterback rating at Nike Camp in Manhattan ... named honorable mention class A super state ... named honorable mention all-state by the Omaha World-Herald.
Personal: Born Feb. 22, 1988 ... son of Ronald and Cathy Iverson ... majoring in business.

Blake Kasselmann 11
Wide Receiver

Bonner Springs, Mo./Bonner Springs High School
 6-5 • 195 • Freshman
Background: Had 33 catches for 454 yards and five touchdowns as a senior ... recorded a 3.8 grade point average
Personal: Born July 17, 1987 ... son of Lew and Linda Kasselmann ... majoring in mass media.

Chris Ketter
Defensive End

Lecompton, Kan./Lecompton High School
 6-3 • 220 • Freshman
Background: A four-year letterman who was named first team all-league on the offensive and defensive lines ... an all-area pick by the Lawrence Journal World ... named all-state class 4A honorable mention ... three-year letterman in basketball and baseball ... a member of the National Honor Society and three-year honor roll member.
Personal: Born Sept. 19, 1987 ... son of Philip and Nancy Ketter ... majoring in pre-med or business.

Cameron Knox 87
Tight End

Minneapolis, Kan./Minneapolis High School
 6-2 • 255 • Freshman
Background: Was an honorable mention all-league pick at fullback as a freshman and as a senior after earning all-league honors as a sophomore.
Personal: Born Dec. 27, 1987 ... son of Tammy and the late Troy Knox ... undecided on major.

Ty Lewis 67
Offensive Line

Denver, Colo./Jefferson Academy
 6-2 • 250 • Freshman
Background: Named second team all-state and first team all-league as a senior ... named first team all-league as a sophomore ... a second team all-league and all-state in basketball as a junior ... an academic honorable mention all-state pick as a freshman, sophomore, junior and senior.
Personal: Born Jan. 18, 1987 ... son of Vincent and Diana Lewis ... undecided on major.

Terrence Lowe 31
Running Back

Alamogordo, N.M./Alamogordo High School
 5-8 • 170 • Freshman
Background: Was a two-year first team all-district pick and a first team all-state selection as a senior ... named freshman and junior varsity team MVP ... received Tiger

Pride Award.
Personal: Born March 18, 1988 ... son of Jasper and Brenda Lowe ... undecided on major.

Jason Lybarger
Linebacker

Overland Park, Kan./Blue Valley West High School
 6-2 • 225 • Freshman
Background: A second team all-EKL pick at linebacker and offensive line as a senior ... honorable mention all-league offensive lineman as a junior and honorable mention all-league linebacker as a sophomore ... named honorable mention all-Sun County as a senior.
Personal: Born May 3, 1988 ... son of Alan and Paula Lybarger ... majoring in business.

Brahn Marrs
Placekicker/Punter

Salina, Kan./Salina Sacred Heart High School
 6-0 • 190 • Freshman
Background: A two-time honorable mention all-state placekicker as a junior and senior ... named honorable mention all-state as a linebacker as a senior ... first team all-league and all-area kicker as a sophomore, junior and senior ... named to academic honor roll.

Personal: Born July 24, 1987 ... son of Donnie and Mona Marrs ... majoring in business.

Josh Moller 78
Offensive Lineman

Republic, Mo./Republic High School
 6-4 • 280 • Freshman
Background: As a senior, was a second team all-league, first team all-district, first team all-Ozarks and second team all-state ... as a junior received first team all-league, first team all-district, first team all-Ozarks and first team all-state honors ... earned three varsity letters in football, two in track and one in basketball.
Personal: Born May 29, 1987 ... son of Matt and Connie Moller ... majoring in business.

Brett Payne 99
Defensive Line

Amarillo, Texas/Randall High School
 6-3 • 275 • Freshman
Background: A three-year letterman ... named first team all-district as a junior and named second team all-district at offensive line as a senior and honorable mention defensive line ... named to all-metro team by the Amarillo Globe ... member of west squad in West Texas All-Star Classic ... a three-time district champ in wrestling ... four-time regional qualifier and regional champ as a junior ... two-time state qualifier and finished fourth as a senior ... also threw shot put in track.
Personal: Born Nov. 19, 1987 ... son of Johnny and Becky Payne ... undecided on major.

Luke Schuckman 42
Linebacker

Wichita, Kan./Bishop Carroll High School
 5-11 • 205 • Freshman
Background: A two-time first team all-state linebacker pick following his junior and senior seasons ... named to Kansas Football Coaches Association all-state first team as a senior ... named to Kansas Top Eleven second team as a senior ... two time all-metro first team pick as a junior and

senior ... named first team all-league as a junior and senior ... also on Golden Eagles state baseball championship team in 2005 ... named to 2006 Kansas Shrine Bowl.

Personal: Born Sept. 9, 1987 ... son of Larry and Toni Schuckman ... majoring in business.

Brody Schuler
Wide Receiver

Topeka, Kan./Hayden High School
 5-10 • 185 • Freshman
Background: Played both football and baseball at Hayden High School.
Personal: Born May 6, 1988 ... son of George and Kelli Schuler ... undecided on major.

Trent Stanley 71
Offensive Line

Topeka, Kan./Coffeyville Community College
 6-3 • 287 • Junior
Background: Named a second team NJCAA All-American ... was voted first-team all-Jayhawk Conference honors as a senior and second team as a junior ... lead blocker on one of the conference's top offenses that averaged over 41 points and 290 rushing yards per game.
Personal: Born on Oct. 16, 1985 ... son of Jerry and Renae ... majoring in criminal justice

Thad Taylor 53
Offensive Lineman

Topeka, Kan./Seaman High School
 6-3 • 275 • Freshman
Background: An honorable mention all-city pick and co-captain of the Viking football team ... named second team all-city in wrestling and finished sixth as a junior and senior at state ... also threw shot and discus in track.
Personal: Born Jan. 22, 1988 ... son of Richard and Tamara Taylor ... majoring in business.

Josh Torrez 28
Running Back

Topeka, Kan./Hayden High School
 6-0 • 195 • Freshman
Background: Named all-state class 4A running back team and Kansas Coaches all-state team as a senior ... named co-city offensive player of the year and to all-city team after rushing for 1,675 yards and scoring 31 touchdowns ... a first-team all-Centennial League selection at running back and was second-team all-league on defense at safety as a senior ... an all-Centennial League pick at safety as a junior ... named best in city and league three straight seasons in track in the javelin throw.
Personal: Born Aug. 29, 1987 ... son of Greg and Molly Torrez ... majoring in pre-denistry.

Ray Trice 36
Linebacker

Kansas City, Mo./Park Hill South High School
 6-1 • 188 • Freshman
Background: A three-time all-league pick following his sophomore, junior and senior seasons ... named all-district and all-Northland as a junior and senior ... named second team all-metro as a senior and all-state as a senior ... also named first team class 5A all-state ... set school record for most sacks in a season ... also a three-year starter in basketball earning all-league honors as a sophomore and junior, all-district as a junior, all-Northland as a junior, honorable mention all-metro as a sophomore, second team all-metro as a junior ... is the career scoring leader



... also ran track.

Personal: Born Oct. 2, 1987 ... son of Jeremy Crockett and Piper Walker ... majoring in mass media.

Ian Vistine **75**
Offensive Line

Blue Springs, Mo./Blue Springs High School
 6-6 • 295 • Freshman

Background: Named honorable mention all-league on the offensive line ... named honorable mention all-area offensive line by the Independence Examiner ... a two year letterman on the offensive line for the Wildcats ... also lettered in track two seasons.

Personal: Born Aug. 29, 1987 ... son of Greg Vistine and Tammy Kaiser ... majoring in math education.

Drew Wiedner
Punter

Overland Park, Kan./Western State
 6-0 • 179 • RS-Freshman

Background: A transfer from Western State in Colorado where he sat out the season as a redshirt ... a three-sport athlete at Shawnee Mission South ... two-time honorable mention all-league selection ... and three-year letterwinner ... a two-time Ray Guy Punting Camp award winner.

Personal: Born Nov. 13, 1986 ... son of Ben and Kristin ... majoring in business.

Terek Wisinger **95**
Defensive Line

Cheney, Kan./Cheney High School
 6-3 • 225 • Freshman

Background: Named all-league linebacker as a freshman ... honorable mention all-league running back as a sophomore, junior and senior ... named all-league linebacker as a sophomore ... second team all-league pick in basketball as a freshman and first team all-league as a junior.

Personal: Born March 1, 1988 ... son of Curtis and Toia Wisinger ... majoring in pre-med (biology).

Kansas Shrine Bowl Participants signed by Washburn

2006

- David Demars
- Luke Schuckman

2005

- Brad Haug
- Kyle Ingenthron

- Drew Bietau

2004

- Eric Eisenbarth

- Jacob Krause

- Kyle Kruger

- Brent Meter

- Steve Schuster

2003

- Trevor Hamilton

- Zach Hemmerling

- Matt Koehn

- A.J. Patterson

- Jarod Tetuan

2002

- Chris McCann

- Jim Holland

- Cory Tinklin

2000

- Joe Corcoran

- Jake Lawrence

- Bo Kobuszewski

1999

- Jason Ross

- Kipp Connell

1998

- Kevin Pierce

1997

- Dan Wilson

- Cody Snyder

1996

- Chris Gleisberg

1994

- Joe Busby

- Keith Newbery

1993

- Joe Schartz

1992

- Beau Caryl

- Michael Dritelein

- Robert Goeden

1991

- Floyd Johnson

1989

- Kevin Cummings

1988

- Doug Terry

1987

- Matt Marple

1985

- Aaron Finney

1984

- Troy Slusser

- Joe Witham

1983

- Scott Holloman

1982

- Jim Collins

1978

- Fred Palensky

1976

- Steve Guilfoyle

ABOUT WU

COACHES

PLAYERS

OPPONENTS

REVIEW

RECORDS

HISTORY

2006 ICHABOD NEWCOMERS



- ABOUT WU
- COACHES
- PLAYERS
- OPPONENTS
- REVIEW
- RECORDS
- HISTORY

2006 ICHABOD PROFILES

In-season Birthdays

August	
Drameagon Powers	1/1987
Lincoln White	4/1987
Tim Banke	12/1987
Connor Sabel	17/1984
Matt O'Leary	18/1987
Chris Ketter	19/1987
Brad Haug	20/1986
Brandon Walker	21/1985
Eric Eisenbarth	22/1985
David Boucher	28/1986
Josh Torrez	29/1987
Ian Vistine	29/1987
September	
Clayton Calder	2/1986
Nathan Gaswick	3/1986
Sam Sissom	5/1983
Chris Durkin	5/1986
Luke Schuckman	5/1987
Trent Hearn	11/1984
Zach Hemmerling	13/1984
Jeff Womack	22/1982
October	
Travis Stepps	1/1985
Ray Trice	2/1987
Jeff Sloan	6/1984
Aaron Neal	9/1983
Brandon Jackson	11/1986
Trent Stanley	16/1985
Jordan Brill	26/1984
Marquetis Burgess	29/1982
November	
Beau Wofford	19/1986
Brett Payne	19/1987
Jake Righter	30/1984

Squad Notes

Breakdown by Class

Seniors	13
Juniors	24
Sophomores	24
Redshirt Freshman	15
Freshman	29
Totals	114

Breakdown by State

Kansas	64
Missouri	15
Nebraska	14
Florida	7
Texas	5
Colorado	3
Iowa	1
Minnesota	1
Oklahoma	1
New Mexico	1
Totals	114

By Side of the Ball

Offense	57
Defense	51
Special Teams	6
Totals	114

By Position

Quarterbacks	5
Running backs	11
Fullbacks	4
Offensive linemen	19
Receivers/Tight Ends	20
Defensive linemen	14
Linebackers	24
Defensive Secondary	12
Punters	3
Placekickers	2

Squad Hometowns

Kansas (64)	Stilwell: Justin Knutzen	Banke
Andover: Matt O'Leary	Tecumseh: Trent Stanley	Venango: Brian Strand
Bonner Springs: Garrett	Topeka: Aaron Neal, Steven	
Chumley, Blake Kasselmann	Schuster, Jarod Tetuan, Josh	
Burlington: Austin Hills	Torrez, James Martin, Kyle	Florida (7)
Chency: Terek Wisinger, Nic	Ingenthron, Conner Sabel,	Belleglade: Eric Lawrence
Hillman	Brody Schuler, Jeremy	Jupiter: Lincoln White
Clafin: Erin Beck	Harris, Dan Schneider, Joey	Miami: Cary Williams,
Eudora: Dustin Moyer,	Russell, Michael Wilhoite,	Taurence Minikwu
Chris Durkin	Thad Taylor, A.J. Patterson,	Miramar: James Daniels
Fort Scott: Trent Stepps	Trey Lewis	Riviera Beach: Jeff Womack
Great Bend: Nick Schamaun,		West Palm Beach: Marquetis
Brent Meter		Burgess
Holton: Eric Eisenbarth,	Wichita: Luke Schuckman,	
Damian Brackenbury	Joe Hastings, Ted Hilger,	
Hope: Jacob Krause	Ben Vann, John Hattrup	
Hutchinson: Zach		Texas (5)
Hemmerling, Sam Tossie		Amarillo: Brett Payne
Kiowa: Heath Shelite		Elkhart: Drameagon Powers
Lawrence: Tommy Mangino		Garland: Brandon Walker
Lenexa: Ben Boswell, Mark		Lancaster: Trent Hearn
Scott		San Antonio: Ra'Shawn
Maize: Adam Ewy		Mosley
Minneapolis: Cameron Knox	Missouri (15)	
Olathe: Taylor Bauer, Aaron	Belton: Ben Muir	Colorado (3)
Hicks, Clayton Calder	Blue Springs: Ian Vistine,	Denver: Ty Lewis
Overland Park: Jake	Bruce Ringwood	Lakewood: Bill Boyer
Richter, Jeremy Assal, Ben	Independence: Beau	Westminster: Jeff Rickard
Bianchino, Jason Lybarger,	Wofford, Zach Watkins	
Drew Wiedner	Kansas City: Brandon	California (2)
Palco: Bryce Trumpp	Jackson, Chris Brown,	San Benito: Roy Sims
Paola: Darin Domnanish,	Aaron Harvey, Brad Cole,	San Ramon: D.J.
Jake Forck	Henry Talley, Ray Trice,	Frommoethelydo
Salina: Jake Lebahn, Brahn	Aaron Gardiner, Sam	
Marrs	Sissom	Iowa (1)
Scott City: Ben Ramsey	Republic: Josh Moller	Lohrville: Andy Kavanaugh
Seneca: Brad Haug	St. Louis: Matt Brown	
Smith Center: David		Minnesota (1)
Boucher		Minneapolis: Fletcher Terrell
St. George: Garin Beam		New Mexico (1)
St. Marys: David Demars		Alamogordo: Terrence Lowe
		Oklahoma (1)
		Lawton: Tramaine Young

The Story Behind Mr. Ichabod

The name "Ichabod" was derived from the first name of Ichabod Washburn, an early benefactor of the university. Ichabod Washburn was born in Kingston, Mass., on Aug. 11, 1798.

In 1831, he began what was his life work - and the pride of Worchester, Mass., - when he essayed the drawing of wire. He was co-founder of Washburn and Moen Manufacturing (later American Steel and Wire).


His own lack of formal education made him acutely aware of its importance. When approached by the residents of Topeka to help save the ailing Lincoln College, Ichabod Washburn responded with a \$25,000 gift. In May, 1869, Lincoln College was renamed Washburn College in recognition of his outstanding contribution.

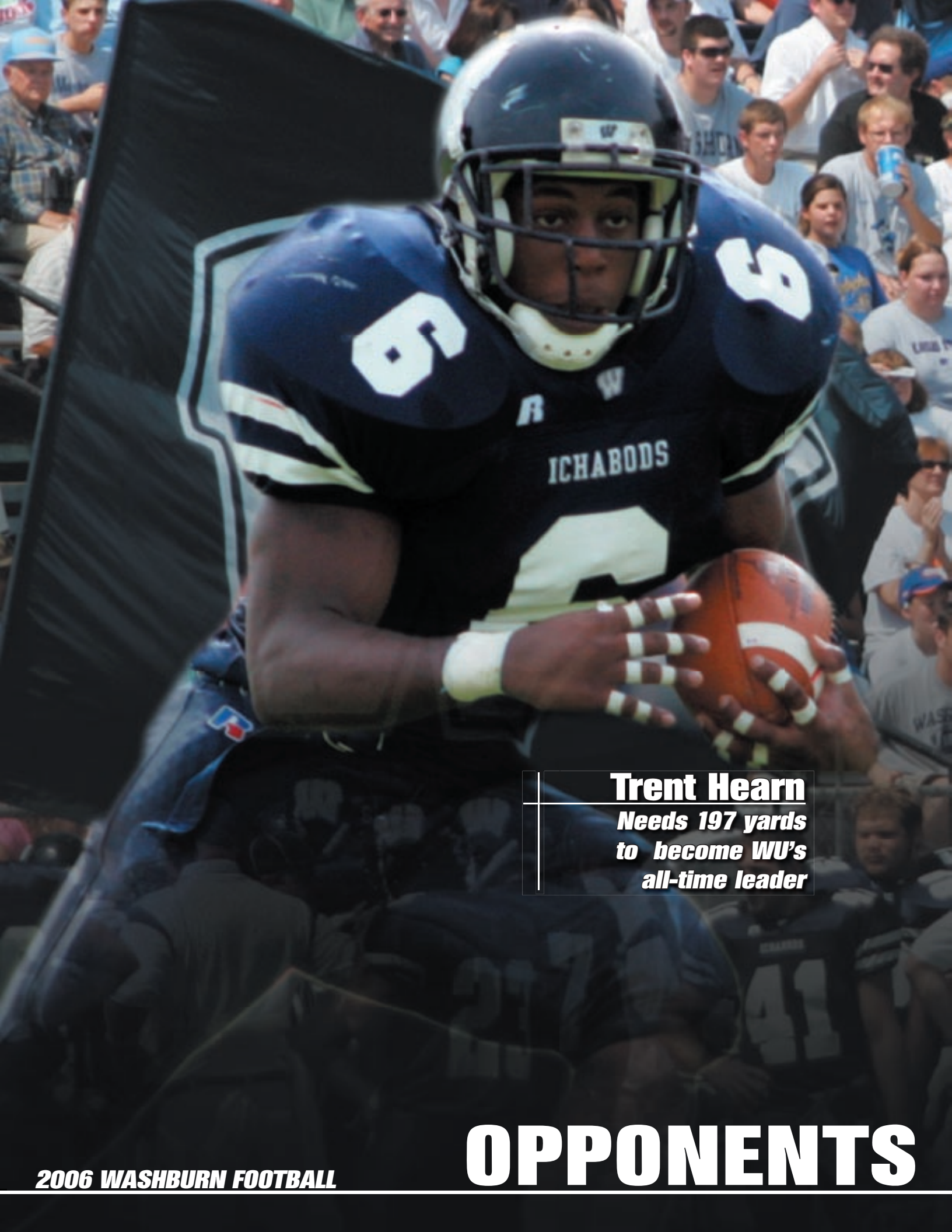
Until 1938, there was no graphic representation or any particular

characteristics associated with the mascot. During the 1937-38 school year, the editors of the KAW yearbook decided that such items were important to the university and began to accept suggestions for a design of Mr. Ichabod. The adopted design was drawn by Bradbury Thompson (BA '34).

The following explanatory material accompanied the first representation of an Ichabod in the KAW: "He has courage and enthusiasm as shown by his brisk walk.

He is democratic and courteous, for he tips his hat as he passes. Sincere in his search for truth and knowledge, he studiously carries a book under his arm. His friendly smile makes you like him. He is neatly dressed and he fits well into his generation ... but adopts himself with equal ease to any change in life.





Trent Hearn
*Needs 197 yards
to become WU's
all-time leader*



GAME 1 • SEPT. 2 IN TOPEKA (YAGER STADIUM) • 1 P.M. CST

General Information

Name: Colorado School of Mines
 Location: Golden, Colorado
 Founded: 1874
 Enrollement: 3,200
 Affiliation: NCAA II
 Conference: Rocky Mountain
 Nickname: Orediggers
 Colors: Silver and Gray
 President: Dr. John Trefny
 Athletics Director: Tom Spicer
 Stadium: Brooks Field (4,000)
 Playing Surface: Natural Grass

Coaching Staff



Head Coach:
 Bob Stitt
 (Doane, 1986)
Record at CSM:
 40-27 (6 years)
Overall Record:
 same
Best time to reach Stitt:
 Mornings

Football Office Phone:
 (303) 273-3365

Assistant Coaches:
 Curt Lessman (Offensive line)
 Jason Koltz (Linebackers/special teams)
 Marty Heaton (Defensive coordinator)
 Clem Grinstead (Running backs)
 Jason Munoz (Wide receivers)
 Stacy Coryell (Defensive line)
 Keith Wilson (Strength and conditioning)
 J.C. Perkins (Defensive backs)

Sports Information

Football Contact: Gregory Murphy
Email: gjmurphy@mines.edu
Office Phone: (303) 273-3095
Home Phone: (720) 987-8807
SID Fax: (303) 384-2380
Press Box Phone: (303) 273-3047
Internet Address: athletics.mines.edu
Overnight Address: 1500 Illinois Street
 Golden, CO 80401



Senior Running Back Bryan Florendo

Orediggers Outlook

2005 Record: 6-5
RMAC Record/Place: 6-2/T2nd
Postseason: n/a
Final Ranking: n/a
Basic Offense: Pro I
Basic Defense: 4-3
Returning Starters: 11
Offense (6): OC Nick Belden, WR Derek Dykstra, RT Brian Fitzpatrick, RB Bryan Florendo, RG Stephen Immel, QB Garrett Mehl, LT James Reeves
Defense (5): FS Drew Ferren, DT Marin Richardson, LB Danny Sprague, FS Tim Miller, DT Charles Yarbrough
Special Teams (2): PK Aaron Abel
Lettermen Returning: 37
Lettermen Lost: 15

Top Returnees						
Passing	Att	Cmp	Int	Yds.	TD	
Grant Mehl	249	157	9	1736	10	
Rushing	No.	Yds.	Avg.	TD	Ypg.	
Bryan Florendo	191	913	4.8	15	83.0	
Receiving	No.	Yds.	Avg.	TD	Ypg.	
Bryan Florendo	53	579	10.9	3	52.6	
Defense	Solo	Ast	Total	Sacks	TFL	
Danny Sprague	33	51	84	0.0	4.5	

2006 Schedule

Date	Opponent	Time
Sept. 2	at Washburn	1 p.m.
Sept. 9	Fort Hays State	noon
Sept. 16	Adams State	noon
Sept. 23	at Chadron State	1 p.m.
Sept. 30	Oklahoma Panhandle	1 p.m.
Oct. 7	New Mexico Highlands	noon
Oct. 14	at Western New Mexico	1 p.m.
Oct. 21	Fort Lewis	1 p.m.
Oct. 28	at Nebraska-Kearney	1 p.m.
Nov. 4	Mesa State	noon
Nov. 11	at Western State	1 p.m.

2005 Results (6-5, 6-2 RMAC)

Date	Opponent	Time
Aug. 27	Washburn	L 17-28
Sept. 3	at Northern Colorado	L 31-52
Sept. 10	Western State	W 45-13
Sept. 17	South Dakota	L OT 41-44
Sept. 24	at Chadron State	W 27-26
Oct. 1	at Fort Hays State	W 46-10
Oct. 8	Nebraska-Kearney	L 24-35
Oct. 15	Fort Lewis	W 42-41
Oct. 22	at New Mexico Highlands	W 45-37
Oct. 29	at Mesa State	L 14-21
Nov. 5	Adams State	W 42-27

Series Information

Series Record: WU leads 9-4
First Meeting: WU 13, CSM 0 (1953)
Last Meeting: WU 28-17 (8/27/2005) in Golden
Last WU win: 28-17 (8/27/2005) in Golden
Last CSM win: 34-27 (8/28/2004) in Topeka
Largest WU win: 26-6 (1957)
Largest CSM win: 34-16 (10/6/1962) in Golden

Last 10 Meetings

for complete series history, turn to page 70

Date	Score	Place
1956	W 13-0	
1957	W 26-6	
1958	L 12-13	
1959	W 14-13	
Oct. 7, 1961	W 20-6	
Oct. 6, 1962	L 16-34	Golden
Oct. 5, 1963	L 13-22	Topeka
Oct. 3, 1964	W 16-0	Golden
Aug. 28, 2004	L 27-34	Topeka
Aug. 27, 2005	W 28-17	Golden

Bod Bits

- Third game of a four-game series that has been extended another two seasons into a six game series
- Ichabod head coach Craig Schurig is a 1987 alum of School of Mines where he was team captain as a senior
- Ichabod offensive coordinator Brian Miller is a Golden, Colo. native

ABOUT WU
COACHES
PLAYERS
OPPONENTS
REVIEW
RECORDS
HISTORY

GAME 1 VS COLORADO MINES



SEPT. 9 IN BELLINGHAM, WASH. (CIVIC STADIUM) • 3 P.M. CST • GAME 2

2006 Schedule

Date	Opponent	Time
Aug. 31	at Humboldt State	6:30 p.m.
Sept. 9	Washburn	1 p.m.
Sept. 16	Nebraska-Omaha	1 p.m.
Sept. 23	at North Dakota	1 p.m.
Sept. 30	Minnesota-Duluth	1 p.m.
Oct. 7	at St. Cloud State	1 p.m.
Oct. 14	South Dakota	1 p.m.
Oct. 21	^Central Washington	6 p.m.
Oct. 28	Western Oregon	1 p.m.
Nov. 4	Augustana	1 p.m.
Nov. 11	at Minnesota St-Mankato	noon

^Battle in Seattle - Qwest Field

2005 Results (4-6, 3-3 GNAC)

Date	Opponent	Result
Aug. 27	at Mesa State	W 49-20
Sept. 3	at Washburn	L 21-31
Sept. 10	St. Cloud State	L 20-38
Sept. 17	at North Dakota	L 7-47
Sept. 24	Open	
Oct. 1	Humboldt State	W 21-16
Oct. 8	^vs. Central Washington	L 17-37
Oct. 15	at Western Oregon	W 38-16
Oct. 22	at Humboldt State	W 28-24
Oct. 29	Central Washington	L 28-31
Nov. 5	Western Oregon	L 7-28

^Battle in Seattle - Qwest Field

Series Information

Series Record: WU leads 1-0
 First Meeting: WU 31-21 (9/3/05) in Topeka
 Last Meeting: WU 31-21 (9/3/05) in Topeka
 Last WU win: 31-21 (9/3/05) in Topeka
 Last WWU win: n/a
 Largest WU win: 31-21 (9/3/05) in Topeka
 Largest WWU win: n/a

Last 10 Meetings

for complete series history, turn to page 70

Date	Score	Place
Sept. 3, 2005	W 31-21	Topeka

Bod Bits

- Will be the second of two meetings between the two teams
- The Vikings fell in the only meeting in the series by a 31-21 score last year in Topeka
- Western Washington is in its first season of play in the North Central Conference after playing in the Great Northwest Athletic Conference last season



Senior Quarterback James Monrean

Vikings Outlook

2005 Record: 4-6-0
 GNAC Record/Place: 3-3/2nd
 Postseason: None
 Final Ranking: None
 Basic Offense: Multiple
 Basic Defense: 4-3
 Returning Starters: 12
 Offense (5): QB James Monrean, OT Brandon Torrey, WR Brett Upchurch, OG Peter Van Datta, WR Matt Wilson, K Ace Younggren
 Defense (5): DT Junior Aumavae, SS Steve Davis, LB Brandon Willott, CB Kevin Jones, FS Todd McClellan, OLB Shane Sissoms, P Corbin Anderson

Special Teams (2): PK Ace Younggren, P Corbin Anderson

Lettermen Returning: 35

Offense - 16, Defense 17 - Specialty - 2

Lettermen Lost: 17

Offense - 9, Defense 8 - Specialty - 0

Top Returnees

Passing	Att	Cmp	Int	Yds.	TD
James Monrean	317	195	17	2322	19
Rushing	No.	Yds.	Avg.	TD	Ypg.
James Monrean	82	205	2.5	2	20.5
Receiving	No.	Yds.	Avg.	TD	Ypg.
Brett Upchurch	45	630	14.0	4	63.0
Defense	Solo	Ast	Total	Sacks	TFL
Seth Davis	45	28	73	0.0	1.0

General Information

Name: Western Washington University
 Location: Bellingham, Washington
 Founded: 1893
 Enrollment: 13,100
 Affiliation: NCAA II
 Conference: North Central
 Nickname: Vikings
 Colors: Navy Blue, Slate Blue, Silver & White
 President: Dr. Karen W. Morse
 Athletics Director: Lynda Goodrich
 Stadium: Bellingham's Civic Stadium (4,000)
 Playing Surface: FieldTurf

Coaching Staff



Head Coach:
 Robin Ross
 (Washington St., 1977)
 Record at WWU:
 first season
 Overall Record:
 same
 Best time to reach Ross:
 Late Mornings

Football Office Phone:
 (360) 650-6622

Assistant Coaches:

Eric Tripp (Offensive Coordinator /Head Strength Coach/Quarterbacks)
 Zachary Tinker (Offensive Line)
 Greg Malo (Recruiting Coordinator/Secondary)
 Lawrence "Legi" Suiaunoa (Defensive Ends)
 Josh Shavies (Defensive Line)
 Kefense Hynson (Running Backs)
 Nate Kuhns (Wide Receivers)
 Jon Lyon (Graduate Assistant/Tight Ends)
 Josh Shimek (Graduate/Offensive Line)

Sports Information

Football Contact: Paul Madison
 Email: paul.madison@wwu.edu
 Office Phone: (360) 650-3108
 Home Phone: (360) 734-3291
 SID Fax: (360) 650-3495
 Press Box Phone: (360) 676-6976
 Internet Address: www.wwuvikings.com

Travel Information

Leave: Sept., 7, 2006 at 5 a.m. via charter bus to KCI Airport for flight to Seattle
 Lodging: Hampton Inn, 3985 Bennett Drive, Bellingham, WA 98225
 Phone: (360) 676-7700
 Return: Sept. 10 at midnight in KCI from flight

ABOUT WU

COACHES

PLAYERS

OPPONENTS

REVIEW

RECORDS

HISTORY

GAME 2 VS WESTERN WASHINGTON



GAME 3 • SEPTEMBER 16 AT WARRENSBURG (WALTON STADIUM) • 1 P.M. CST

General Information

Name: Central Missouri State University
 Location: Warrensburg, Mo.
 Founded: 1871
 Enrollement: 11,000
 Affiliation: NCAA II
 Conference: MIAA
 Nickname: Mules
 Colors: Cardinal and black
 President: Dr. Bobby R. Patton
 Athletics Director: Jerry Hughes
 Stadium: Walton Stadium
 Playing Surface: Sprinturf

Coaching Staff



Head Coach:
 Willie Fritz
 (Pittsburg State, 1983)
Record at CMSU:
 70-30 (9 years)
Overall Record:
 same
Best time to reach Fritz:
 Mornings

Football Office Phone:
 (660) 543-4252

Assistant Coaches:
 Scott Grinde (Offensive line)
 Jeff Conway (Offensive coordinator/QBs)
 Chuck Clemens (Defensive coordinator/DL)
 Theorn Aych (Wide receivers)
 Charles Lee (Defensive backs)
 Andy Sims (Strength & conditioning)

Sports Information

Football Contact: Rob McCutcheon
Email: rmccutcheon@cmsu.edu
Office Phone: (660) 543-4312
Home Phone: (660) 441-1845
SID Fax: (660) 543-8034
Press Box Phone: (660) 543-8027
Internet Address: www.cmsu.edu/athletic
Overnight Address: Multipurpose Building
 Warrensburg, Mo. 64093

Travel Information

Leave: Sept. 16, 2006 at 7:30 a.m.
Return: Following game via charter bus



Junior Free Safety Kendall Ricketts

Mules Outlook

2005 Record: 7-3
MIAA Record/Place: 5-3/5th
Postseason: none
Final Ranking: n/a
Basic Offense: Multiple
Basic Defense: 4-4
Returning Starters: 15
Offense (6): QB Toby Korrodi, RB Will Caldwell, RB Jon Brooks, OC Mike Pope, TE Zach Zwillings, WR Matt Jacobson
Defense (8): NG Freddie McGowen, DE Andrew Jilles, SS John Samia, LB Adrian Singletary, LB Rodrick Washington, LB Kellen Nesbitt, FS Kendall Ricketts, CB Bruce Williams
Specialty (1): P Matt Frankel
Lettermen Returning: 33
 Offense - 16, Defense 15 - Specialty - 2
Lettermen Lost: 13
 Offense - 7, Defense 6 - Specialty - 0

Top Returnees						
Passing	Att	Cmp	Int	Yds.	TD	
Toby Korrodi	240	179	2	2066	23	
Rushing	No.	Yds.	Avg.	TD	Ypg.	
Will Caldwell	170	971	5.7	12	97.1	
Receiving	No.	Yds.	Avg.	TD	Ypg.	
Will Caldwell	22	155	7.0	3	15.5	
Defense	Solo	Ast	Total	Sacks	TFL	
Kendall Ricketts	60	36	96	0.0	4.5	

2006 Schedule

Date	Opponent	Time
Sept. 2	at Lincoln	2 p.m.
Sept. 9	Dakota State	6 p.m.
Sept. 16	Washburn	1:30 p.m.
Sept. 23	at Truman	2 p.m.
Sept. 30	at Fort Hays State	2 p.m.
Oct. 7	Missouri Western	1:30 p.m.
Oct. 14	Southwest Baptist	1:30 p.m.
Oct. 21	at Missouri Southern	2 p.m.
Oct. 28	Northwest Missouri	1:30 p.m.
Nov. 4	Emporia State	1:30 p.m.
Nov. 11	at Pittsburg State	2 p.m.

2005 Results (7-3, 5-3 MIAA)

Date	Opponent	Result
Aug. 25	Adams (Colo.) State	14-6
Sept. 1	Lincoln (Mo.)	W 83-0
Sept. 10	at Washburn	L 27-42
Sept. 17	Truman State	W 69-17
Oct. 1	at Missouri Western	L 10-13
Oct. 8	at Southwest Baptist	W 45-7
Oct. 15	Missouri Southern	W 27-24
Oct. 22	at Northwest Missouri	L 21-31
Oct. 29	at Emporia State	W 21-14
Nov. 5	Pittsburg State	W 83-21

Series Information

Series Record: CMSU leads 19-16-2
First Meeting: WU 6, CMSU 0 (1902)
Last Meeting: WU 42-27 (9/10/05) in Topeka
Last WU win: 42-27 (9/10/05) in Topeka
Last CMSU win: 47-21 (10/23/2004) in Warrensburg
Largest WU win: 34-0 (9/28/1963) in Topeka
Largest CMSU win: 37-0 (11/7/1998) in Topeka

Last 10 Meetings

for complete series history, turn to page 70

Date	Score	Place
Oct. 12 1996	W 23-7	Topeka
Nov. 8, 1997	L 14-20	Warrensburg
Nov. 7, 1998	L 0-37	Topeka
Sept. 30, 1999	L 18-32	Topeka
Sept. 30, 2000	L 17-28	Warrensburg
Oct. 11, 2001	L 34-58	Topeka
Oct. 19, 2002	L 21-55	Warrensburg
Nov. 1, 2003	L 28-49	Topeka
Oct. 23, 2004	L 21-47	Warrensburg
Sept. 10, 2005	W 42-27	Topeka

Bod Bits

- The Ichabods snapped an eight-game losing streak to the Mules in 2005
- The Ichabods have not won in Warrensburg since a 37-21 win on Oct. 7, 1995
- There are two ties in the series - a 0-0 tie in 1943 and a 7-7 tie in 1965 in Topeka

GAME 3 VS CENTRAL MISSOURI

ABOUT WU
COACHES
PLAYERS
OPPONENTS
REVIEW
RECORDS
HISTORY



2006 Schedule

Date	Opponent	Time
Sept. 2	Texas A&M-Commerce	7 p.m.
Sept. 9	at Colorado Mines	1 p.m.
Sept. 16	at Emporia State	1 p.m.
Sept. 23	Washburn	7 p.m.
Sept. 30	Central Missouri	2 p.m.
Oct. 7	at Southwest Baptist	2 p.m.
Oct. 14	Pittsburg State	7 p.m.
Oct. 21	at Northwest Missouri	1:30 p.m.
Oct. 28	Missouri Southern	7 p.m.
Nov. 4	at Missouri Western	2 p.m.
Nov. 11	Truman	2 p.m.

2005 Results (2-8, 2-6 RMAC)

Date	Opponent	Result
Aug. 27	Emporia State	L 13-52
Sept. 3	at Pittsburg State	L 7-58
Sept. 10	at New Mexico Highlands	W 21-14
Sept. 17	at Chadron State	L 6-45
Sept. 24	Adams State	W 18-15
Oct. 1	Colorado Mines	L 10-46
Oct. 8	at Fort Lewis	L 20-51
Oct. 22	at Mesa State	L 8-22
Oct. 29	Nebraska-Kearney	L 20-54
Nov. 5	Western State	L 14-26

Series Information

Series Record: WU leads 34-24-3
 First Meeting: WU 7-6 in 1919
 Last Meeting: WU 28-4 (9/13/03) in Topeka
 Last WU win: 28-4 (9/13/03) in Topeka
 Last FHSU win: 37-29 (9/14/02) in Hays
 Largest WU win: 46-0 (11/9/63) in Topeka
 Largest FSHU win: 35-0 (10/14/67) in Topeka

Last 10 Meetings

for complete series history, turn to page 70

Date	Score	Place
Oct. 26, 1985	L 0-30	Topeka
Oct. 25, 1986	W 40-35	Hays
Nov. 7, 1987	W 49-12	Topeka
Nov. 5, 1988	L 14-22	Hays
Sept. 14, 1996	L 6-21	Hays
Sept. 13, 1997	W 31-14	Topeka
Sept. 12, 1998	L 12-24	Hays
Sept. 11, 1999	W 17-14	Topeka
Sept. 14, 2002	L 29-37	Hays
Sept. 13, 2003	W 28-4	Topeka

Bod Bits

- The meeting will be the first between the two schools since a Sept. 13, 2003 meeting - which was the first in the new Yager Stadium
- The meeting will also be the first conference match up between the two schools since Nov. 5, 1988 when both schools were in the CSIC conference - Washburn lost 22-14 in Hays



Senior Tight End Billy Finke

Tiger Outlook

2005 Record: 2-8
 RMAC Record/Place: 2-6/T7th
 Postseason: None
 Final Ranking: None
 Basic Offense: Multiple
 Basic Defense: 4-3
 Returning Starters: 18

Offense (6): OL Ryan Taillon, TE Billy Finke, WR Tyler Manwarren, WR John Luke Snyder, FB Jay Allison, RB Jordan Hickel
Defense (6): DL Adam Woods, DL Justin Hemphill, DL Jason Hill, LB Zach Scruggs, DB Adam Kotschwar, DB Mark Moss
Special Teams (6): PK Justin Barr, P Tyler Elder, KOR Brett Prior, KOR Tyler Manwarren, PR John Luke Snyder, H Mark Sandbo

Lettermen Returning: 31
 Offense - 14, Defense 14 - Specialty - 3
Lettermen Lost: 20
 Offense - 9, Defense 10 - Specialty - 1

Top Returnees						
Passing	Att	Cmp	Int	Yds.	TD	
Drew Dallas	7	4	0	30	0	
Rushing	No.	Yds.	Avg.	TD	Ypg.	
Jordan Hickel	180	730	4.1	2	73.0	
Receiving	No.	Yds.	Avg.	TD	Ypg.	
Jordan Hickel	29	265	9.1	1	26.5	
Defense	Solo	Ast	Total	Sacks	TFL	
Zach Scruggs	32	33	65	1.0	5.0	

General Information

Name: Fort Hays State University
 Location: Hays, Kan.
 Founded: 1902
 Enrollment: 9,000
 Affiliation: NCAA II
 Conference: MIAA
 Nickname: Tigers
 Colors: Black and Gold
 President: Dr. Edward Hammond
 Athletics Director: Curtis Hammeke
 Stadium: Lewis Field (6,362)
 Playing Surface: Poligras

Coaching Staff



Head Coach:
 Kevin Verdugo
 (Colorado State, 1991)
 Record at FHSU:
 2-8 (1 year)
 Overall Record:
 same
 Best time to reach
 Verdugo:

Mornings
 Football Office Phone:
 (785) 628-4399
 Assistant Coaches:
 Shawn Mennenga (Defensive coordinator)
 A.J. Blazek (Offensive coordinator)
 Doug McFadden (Secondary/Special teams)
 Phil Ockinga (GA/Wide receivers)
 Roger Velquette (GA/Tight ends)
 Connor Jostes (GA/Running backs)
 Greg Bryant (GA/Defensive line)
 James Epps (GA/Defensive backs)

Sports Information

Football Contact: Ryan Prickett
 Email: rprickett@fhsu.edu
 Office Phone: (785) 628-5903
 SID Fax: (785) 628-4383
 Press Box Phone: (785) 628-5800/5316
 Internet Address: www.tigersportszone.com

Travel Information

Leave: Sept. 23 at 1 p.m.
 Return: Following game via charter bus

ABOUT WU

COACHES

PLAYERS

OPPONENTS

REVIEW

RECORDS

HISTORY

GAME 4 VS FORT HAYS STATE



GAME 5 • SEPTEMBER 30 AT TOPEKA (YAGER STADIUM) • 1 P.M. CST

General Information

Name: Southwest Baptist University
 Location: Bolivar, Mo.
 Founded: 1878
 Enrollement: 3,536
 Affiliation: NCAA II
 Conference: MIAA
 Nickname: Bearcats
 Colors: Purple and white
 President: Dr. C. Pat Taylor
 Athletics Director: Brent Goode
 Stadium: Plaster Stadium
 Playing Surface: Grass

Coaching Staff



Head Coach:
 Jack Peavy
 (Jacksonville St., 1988)
 Record at SBU:
 3-8 (1 year)
 Overall Record:
 8-33 (5 years)
 Best time to reach Peavy:
 Mornings

Football Office Phone:
 (417) 328-1798
 Assistant Coaches:
 Will Hall (Offensive coordinator)
 Keith Allen (Defensive coordinator)
 Sam Gregg (Offensive line)
 E.J. Junior (Linebackers)

Sports Information

Football Contact: TBA
 Email: TBA
 Office Phone: (417) 328-1799
 Home Phone: TBA
 SID Fax: (417) 328-1745
 Press Box Phone: (417) 328-1778
 Internet Address: www.sbuniv.edu/athletics
 Overnight Address: Plaster Sports Center
 Bolivar, Mo. 65613



Senior Quarterback Robert Clardy

Bearcat Outlook

2005 Record: 3-8
 MIAA Record/Place: 1-7/8th
 Postseason: none
 Final Ranking: n/a
 Basic Offense: Multiple
 Basic Defense: 4-2
 Returning Starters: 16
 Offense (9): QB Robert Clardy, WR Nick Smart, WR Rony Santil, WR LaMarcus Windham, WR Robert Woodson, RB Moine Nicholson, OL Chris Gardener, OL Mark Talbert, OL Daryl Porter, OL Brandon Strange
 Defense (5): DL Ryan Musick, DL Clint Carroz, SS Shawn Mitchell, CB Everette Riley, WS Klint King, FS Dustin Willingham
 Special Teams (2): PK Ryan Smith, P Tim Bowers
 Lettermen Returning: 24
 Offense - 13, Defense 8 - Specialty - 3
 Lettermen Lost: 25
 Offense - 11, Defense 10 - Specialty - 0

Top Returnees

Passing	Att	Cmp	Int	Yds.	TD
Robert Clardy	282	186	11	1539	13
Rushing	No.	Yds.	Avg.	TD	Ypg.
Robert Clardy	155	972	6.3	12	88.4
Rony Santil	50	518	10.4	8	47.1
Receiving	No.	Yds.	Avg.	TD	Ypg.
Rony Santil	50	518	10.4	8	47.1
Defense	Solo	Ast	Total	Sacks	TFL
Klint King	27	28	55	0.0	2.5

2006 Schedule

Date	Opponent	Time
Aug. 31	Harding	6 p.m.
Sept. 9	at Missouri State	6 p.m.
Sept. 16	at Missouri Southern	6 p.m.
Sept. 23	Emporia State	TBA
Sept. 30	at Washburn	1 p.m.
Oct. 7	Fort Hays State	2 p.m.
Oct. 14	at Central Missouri	1:30 p.m.
Oct. 21	at Pittsburg State	1:30 p.m.
Oct. 28	Missouri Western	1:30 p.m.
Nov. 4	at Truman State	1:30 p.m.
Nov. 11	Northwest Missouri	1:30 p.m.

2005 Results (3-8, 1-7 MIAA)

Date	Opponent	Result
Aug. 27	Harding	L 14-47
Sept. 3	at Bethel College	W 34-29
Sept. 10	at Missouri Southern	L 7-42
Sept. 17	at Emporia State	L 28-45
Sept. 24	Washburn	L 21-56
Oct. 1	at Missouri-Rolla	W 40-38
Oct. 8	Central Missouri	L 7-45
Oct. 15	Pittsburg State	L 38-70
Oct. 22	at Missouri Western	L 17-43
Oct. 29	Truman	W 38-36
Nov. 5	at Northwest Missouri	L 14-49

Series Information

Series Record: WU leads 12-5
 First Meeting: SBU 34, WU 19 (11/4/1989) in Bolivar
 Last Meeting: WU 56-21 (9/24/05) in Bolivar
 Last WU win: 56-21 (9/24/05) in Bolivar
 Last SBU win: 26-20 (11/16/2002)
 Largest WU win: 58-21 (10/14/2000) in Topeka
 Largest SBU win: 38-20 (11/10/2001) in Topeka

Last 10 Meetings

for complete series history, turn to page 70

Date	Score	Place
Oct. 26, 1996	W 24-20	Topeka
Sept. 20, 1997	W 25-7	Bolivar
Sept. 19, 1998	LOT 20-26	Topeka
Oct. 14, 1999	W 36-0	Bolivar
Oct. 14, 2000	W 58-21	Topeka
Nov. 10, 2001	L 20-48	Topeka
Nov. 16, 2002	L 20-26	Bolivar
Oct. 18, 2003	W 41-37	Bolivar
Oct. 9, 2004	W 38-35	Topeka
Sept. 24, 2005	W 56-21	Bolivar

Bod Bits

- The Ichabods have won nine of the last 12 overall meetings
- The Ichabods have won six of eight meetings in Topeka
- The Ichabods have won six of the nine meetings in Bolivar

GAME 5 VS SOUTHWEST BAPTIST

ABOUT WU
COACHES
PLAYERS
OPPONENTS
REVIEW
RECORDS
HISTORY



OCT. 7 AT PITTSBURG (GARNIE SMITH STADIUM) • 1 P.M. CST • GAME 6

2006 Schedule

Date	Opponent	Time
Sept. 2	at East Central	6 p.m.
Sept. 9	Panhandle State	7 p.m.
Sept. 16	at Missouri Western	6 p.m.
Sept. 23	Missouri Southern	2 p.m.
Sept. 30	at Emporia State	1 p.m.
Oct. 7	Washburn	2 p.m.
Oct. 14	at Fort Hays State	2 p.m.
Oct. 21	Southwest Baptist	2 p.m.
Oct. 28	Truman State	2 p.m.
Nov. 4	#vs Northwest Missouri	2 p.m.
Nov. 11	Central Missouri	2 p.m.

#Fall Classic at Arrowheader Stadium, KCMO

2005 Results (10-4, 6-2 MIAA)

Date	Opponent	Result
Aug. 27	Delta State	L 31-44
Sept. 3	Fort Hays State	W 58-7
Sept. 10	Missouri Western	W 48-30
Sept. 17	at Missouri Southern	W 49-20
Sept. 24	Emporia State	W 52-17
Oct. 1	at Washburn	LOT 34-35
Oct. 8	Panhandle State	W 70-0
Oct. 15	at Southwest Baptist	W 70-38
Oct. 22	at Truman State	W 66-14
Oct. 29	#vs Northwest Missouri	W 56-35
Nov. 5	at Central Missouri	L 20-49
Nov. 12	^at Nebraska-Kearney	W 49-20
Nov. 19	^at West Texas A&M	W 41-3
Nov. 26	^Northwest Missouri	L 10-21

#Fall Classic at Arrowheader Stadium, KCMO
^NCAA Division II Playoffs

Series Information

Series Record: PSU leads 58-19-1
 First Meeting: WU 7, PSU 0 (1920)
 Last Meeting: WU 35-34 OT (10/2/05) in Topeka
 Last WU win: WU 35-34 OT (10/2/05) in Topeka
 Last PSU win: 70-14 (10/2/2004) in Pittsburg
 Largest WU win: 36-13 (1953)
 Largest PSU win: 61-0 (10/28/1989) in Pittsburg

Last 10 Meetings

for complete series history, turn to page 70

Date	Score	Place
Nov. 2, 1996	L 14-43	Pittsburg
Nov. 15, 1997	L 11-40	Topeka
Nov. 14, 1998	L 12-72	Pittsburg
Oct. 23, 1999	L 8-27	Topeka
Oct. 21, 2000	L 28-31	Pittsburg
Sept. 15, 2001	L 21-51	Pittsburg
Sept. 21, 2002	L 14-47	Topeka
Oct. 11, 2003	L 10-37	Topeka
Oct. 2, 2004	L 14-70	Pittsburg
Oct. 1, 2005	WOT 35-34	Topeka

Bod Bits

- The Ichabods snapped a 25-game losing streak to the Gorillas on Oct. 1 with a 35-34 overtime win
- The last win in Pittsburg for Washburn was on Oct. 18, 1969 in a 19-17 victory over the Gorillas



Senior running back Germaine Race

Gorillas Outlook

2005 Record: 10-4
 MIAA Record/Place: 6-2/T2nd
 Postseason: L 21-10, Northwest Missouri in NCAA D2 quarterfinals
 Final Ranking: 12th
 Basic Offense: Multiple/Option
 Basic Defense: 4-4
 Returning Starters: 14
 Offense (7): OC Drew Brown, OG Kendall Molz, OT Zac Robinson, OT Shane McGinnis, WR Eric Clawson, WR Pierce Curran, RB Germaine Race
 Defense (5): DE Caleb White, DT Ike Eguae, LB Brett Shamblin, LB Nathan West, CB Bryan McMurtrey
 Special Teams (2): PK Nathan Alleman, P Grant Stephenson
 Lettermen Returning: 32
 Offense - 19, Defense 11 - Specialty - 2
 Lettermen Lost: 17
 Offense - 7, Defense 10 - Specialty - 0

Top Returnees						
Passing	Att	Cmp	Int	Yds.	TD	
Mark Smith	8	7	0	76	0	
Rushing	No.	Yds.	Avg.	TD	Ypg.	
Germaine Race	237	1846	7.7	33	142.0	
Receiving	No.	Yds.	Avg.	TD	Ypg.	
Eric Clawson	33	642	19.5	4	45.9	
Defense	Solo	Ast	Total	Sacks	TFL	
Nick Dellasega	33	40	73	0.0	0	

General Information

Name: Pittsburg State University
 Location: Pittsburg, Kan.
 Founded: 1903
 Enrollment: 6,750
 Affiliation: NCAA II
 Conference: MIAA
 Nickname: Gorillas
 Colors: Crimson and gold
 President: Dr. Tom Bryant
 Athletics Director: Chuck Broyles
 Stadium: Brandenburg Field/Carnie Smith
 Playing Surface: Field Turf

Coaching Staff



Head Coach:
 Chuck Broyles
 (Pittsburg State, 1970)
 Record at PSU:
 164-34-2 (16 years)
 Overall Record:
 same
 Best time to reach
 Broyles:

Mornings
 Football Office Phone:
 (620) 235-4389
 Assistant Coaches:
 Tim Beck (Offensive coordinator)
 Anton Stewart (Defensive coordinator)
 Lance Cullen (Defensive backs)
 Bill Kroenke (Offensive line)
 John Pierce (Running backs)
 Carl Roth (Linebackers)

Sports Information

Football Contact: Dan Wilkes
 Email: dwilkes@pittstate.edu
 Office Phone: (620) 235-4147
 Home Phone: (620) 232-6601
 SID Fax: (620) 235-4149
 Press Box Phone: (620) 235-4869
 Internet Address: www.pittstategorillas.com
 Overnight Address: Weede P.E. Building
 Room 235
 Pittsburg, Kan. 66762

Travel Information

Leave: Oct. 6 at 4 p.m. via charter bus
 Lodging: Holiday Inn Express
 4020 Parkview Drive
 Pittsburg, Kan. 66262
 Phone: (620) 231-8700
 Return: Following game via charter bus

ABOUT WU

COACHES

PLAYERS

OPPONENTS

REVIEW

RECORDS

HISTORY

GAME 6 VS PITTSBURG STATE



GAME 7 • OCTOBER 14 AT TOPEKA (YAGER STADIUM) • 1 P.M. CST

General Information

Name: Northwest Missouri State University
 Location: Maryville, Mo.
 Founded: 1905
 Enrollement: 6,350
 Affiliation: NCAA II
 Conference: MIAA
 Nickname: Bearcats
 Colors: Forest green and white
 President: Dr. Dean L. Hubbard
 Athletics Director: Dr. Bob Boerigter
 Stadium: Bearcat Stadium
 Playing Surface: Grass



Senior Tight End Mike Peterson

Coaching Staff



Head Coach:
 Mel Tjeerdsma
 (South Dakota, 1967)
 Record at NWMSU:
 118-35 (12 years)
 Overall Record:
 176-74-4 (22 years)
 Best time to reach
 Tjeerdsma:

Mornings
 Football Office Phone:
 (660) 562-1311
 Assistant Coaches:
 Scott Bostwick (Defensive coordinator)
 Adam Dorrel (Offensive line/Running game coordinator)
 Charlie Flohr (Passing game coordinator/Receivers/Recruiting)
 Will Wagner (Secondary)
 Rich Wright (Defensive line/strength)

Sports Information

Football Contact: Chad Waller
 Email: cwall@mail.nwmissouri.edu
 Office Phone: (660) 562-1118
 Home Phone: (218) 766-0159
 SID Fax: (660) 562-1582
 Press Box Phone: (660) 562-1072
 Internet Address: www.northwestbearcats.com
 Overnight Address: Lamkin Activity Center
 800 University Drive
 Maryville, Mo. 64468

Bearcat Outlook

2005 Record: 11-4
 MIAA Record/Place: 6-2/T2nd
 Postseason: L in NCAA Division II Championship game to Grand Valley State 21-17
 Final Ranking: No. 2
 Basic Offense: Multiple/Spread
 Basic Defense: 4-3
 Returning Starters: 15
 Offense (5): RB Xavier Omon, TE Mike Peterson, OL Reid Keiby, OT Adam Schroeder, OG Joe Holtzclaw
 Defense (8): DE Ryan Waters, DE Dallas Flynn, DT Kyle Kaiser, LB Ben Harness, LB Jared Erspamer, CB Quinten Womack, S Brandon Pratt, CD Darcell Clark
 Special Teams (0): None
 Lettermen Returning: 63
 Offense - 39, Defense 24, Specialty 6
 Lettermen Lost: 13
 Offense - 9, Defense 4, Specialty 0

	Top Returnees					
	Passing	Att	Cmp	Int	Yds.	TD
Josh Mathews	16	9	0	77	0	
Rushing	No.	Yds.	Avg.	TD	Ypg.	
Xavier Omon	309	1,643	5.3	14	117.4	
Receiving	No.	Yds.	Avg.	TD	Ypg.	
Mike Peterson	48	614	12.5	6	47.2	
Defense	Solo	Ast	Total	Sacks	TFL	
Jared Erspamer	59	24	83	1.0	7.5	

2006 Schedule

Date	Opponent	Time
Sept. 2	Minnesota State	1 p.m.
Sept. 9	Nebraska-Omaha	1 p.m.
Sept. 16	at Truman State	12 p.m.
Sept. 23	Missouri Western	1 p.m.
Sept. 30	at Missouri Southern	6 p.m.
Oct. 7	Emporia State	1 p.m.
Oct. 14	at Washburn	1 p.m.
Oct. 21	Fort Hays State	1:30 p.m.
Oct. 28	Central Missouri	1:30 p.m.
Nov. 4	^vs Pittsburg State	2 p.m.
Nov. 11	Southwest Baptist	1:30 p.m.

^Fall Classic at Arrowhead V

2005 Results (11-4, 6-2 MIAA)

Date	Opponent	Result
Aug. 25	at Minnesota State	WO 24-21
Sept. 3	at Nebraska-Omaha	L 23-28
Sept. 10	Truman*	W 17-0
Sept. 17	at Missouri Western*	W 31-21
Sept. 24	Missouri Southern*	W 38-13
Oct. 1	at Emporia State*	W 14-0
Oct. 8	Washburn*	L 28-31
Oct. 22	Central Missouri*	W 31-21
Oct. 29	#vs Pittsburg State*	L 35-56
Nov. 5	Southwest Baptist *	W 49-14
Nov. 12	^at Angelo State	W 45-14
Nov. 19	^at Washburn	W 42-32
Nov. 25	^at Pittsburg State	W 21-10
Dec. 3	^at North Alabama	W 25-24
Dec. 10	^vs Grand Valley State	L 17-21

#Fall Classic at Arrowhead Stadium - KCMO
 ^NCAA Playoffs

Series Information

Series Record: NWMSU leads 20-6
 First Meeting: NWMSU 7, WU 6 (1940)
 Last Meeting: NWMSU 42-32 (11/19/05) in Topeka
 Last WU win: 31-28 (10/8/05) in Maryville
 Last NWMSU win: 42-32 (11/19/05) in Topeka
 Largest WU win: 48-14 (10/8/1994) in Topeka
 Largest NWMSU win: 47-0 (9/8/1984) in Maryville

Last 10 Meetings

for complete series history, turn to page 70

Date	Score	Place
Oct. 4, 1997	L 14-17	Maryville
Oct. 3, 1998	L 31-38	Topeka
Oct. 30, 1999	L 10-35	Maryville
Oct. 28, 2000	L 21-63	Topeka
Sept. 29, 2001	L 17-52	Maryville
Oct. 5, 2002	L 13-48	Topeka
Oct. 4, 2003	L 14-45	Maryville
Sept. 25, 2004	L 21-49	Topeka
Oct. 8, 2005	W 31-28	Maryville
Nov. 19, 2005	L 32-42	Topeka

Bod Bits

• The Ichabods snapped a 10-game losing streak to the Bearcats last season winning in Maryville

GAME 7 VS NORTHWEST MISSOURI

2006 Schedule

Date	Opponent	Time
Aug. 24	at Minnesota St.-Mankato	6:30 p.m.
Sept. 2	at Winona State (Minn.)	1 p.m.
Sept. 16	Northwest Missouri	noon
Sept. 23	Central Missouri	2 p.m.
Sept. 30	at Missouri Western	2 p.m.
Oct. 7	Missouri Southern	2 p.m.
Oct. 14	at Emporia State (Kan.)	1 p.m.
Oct. 21	Washburn (Kan.)	2 p.m.
Oct. 28	at Pittsburg State (Kan.)	2 p.m.
Nov. 4	Southwest Baptist (Mo.)	noon
Nov. 11	at Fort Hays State (Kan.)	2 p.m.

2005 Results (2-9, 0-8 MIAA)

Date	Opponent	Result
Aug. 27	Winona State	W 21-16
Sept. 3	at South Dakota	L 24-63
Sept. 10	at Northwest Missouri	L 0-17
Sept. 17	at Central Missouri	L 17-69
Sept. 24	Missouri Western	L 2-24
Oct. 1	at Missouri Southern	L 17-41
Oct. 8	Emporia State	L 12-41
Oct. 15	at Washburn	L 14-21
Oct. 22	Pittsburg State	L 14-66
Oct. 29	at Southwest Baptist	L 36-38
Nov. 5	at Panhandle State	W 49-17

Series Information

Series Record: TSU leads 17-6
 First Meeting: TSU 26, WU 13 (1958)
 Last Meeting: WU 21-14 (10/15/05) in Topeka
 Last WU win: 21-14 (10/15/05) in Topeka
 Last TSU win: 12-6 (9/27/2003) in Topeka
 Largest WU win: 62-0 (9/18/2004) in Kirksville
 Largest TSU win: 39-0 (9/22/1962) in Kirksville

Last 10 Meetings

for complete series history, turn to page 70

Date	Score	Place
Sept. 28, 1996	L 21-38	Kirksville
Oct. 11, 1997	L 7-37	Topeka
Oct. 10, 1998	L 28-38	Kirksville
Nov. 6, 1999	W 52-18	Topeka
Nov. 4, 2000	L 42-45	Kirksville
Oct. 6, 2001	L 26-27	Topeka
Oct. 12, 2002	W 26-21	Kirksville
Sept. 27, 2003	L 6-12	Topeka
Sept. 18, 2004	W 62-0	Kirksville
Oct. 15, 2005	W 21-14	Topeka

Bod Bits

- The Ichabods have won four of the last seven meetings
- The 2004 meeting with an Ichabod 62-0 win was the largest in the series and Washburn's fourth largest margin of victory in any game in school history
- The Bulldogs have two forfeit wins over the Ichabods



Senior Wide Receiver Richard Mayson

Bulldog Outlook

2005 Record: 2-9
 MIAA Record/Place: 0-8 (9th)
 Postseason: none
 Final Ranking: none
 Basic Offense: Multiple
 Basic Defense: Multiple
 Returning Starters: 18
 Offense (8): WR Jeff Amundson, WR Ryan Bonner, OL Jon Frantz, QB Michael Long, TE Richard Mayson, OG Tyrone McCormick, OT Pat Murray, OC Mike Sheldon
 Defense (9): DB Jesse Cooper, LB Larry Giglio, LB Kyle Glenn, DE Steven Holman, DB Josh Mayson, DE Darryl Reddick, DT Justin Smith, DT Andy Swedenhjelm, DB Chandler Terry
 Special Teams (1): P/K Mark Kamphoefner
 Lettermen Returning: 36
 Offense - 14, Defense 21 - Specialty - 1
 Lettermen Lost: 11
 Offense - 6, Defense 4 - Specialty - 1

Top Returnees						
Passing	Att	Cmp	Int	Yds.	TD	
Michael Long	254	128	18	1546	9	
Rushing	No.	Yds.	Avg.	TD	Ypg.	
Michael Patnode	94	470	5.0	6	47.0	
Receiving	No.	Yds.	Avg.	TD	Ypg.	
Jeff Admundson	34	304	8.9	2	27.6	
Defense	Solo	Ast	Total	Sacks	TFL	
Larry Giglio	45	29	74	2.0	7.5	

General Information

Name: Truman State University
 Location: Kirksville, Mo.
 Founded: 1867
 Enrollment: 6,000
 Affiliation: NCAA II
 Conference: MIAA
 Nickname: Bulldogs
 Colors: Purple and White
 President: Dr. Barbara Dixon
 Athletics Director: Jerry Wollmering
 Stadium: Stokes Stadium
 Playing Surface: Grass

Coaching Staff



Head Coach:
 Shannon Currier
 (Hamline, 1993)
 Record at TSU:
 4-18 (2 years)
 Overall Record:
 36-30 (6 years)
 Best time to reach
 Currier:

Mornings
 Football Office Phone:
 (660) 785-4252
 Assistant Coaches:
 Aaron Vlcko (Offensive Coordinator)
 Aaron Rasset (Defensive coordinator)
 Daric Riley (Defensive backs/special teams)
 Wallie Kuchinski (Defensive line)
 Lawrence Kershaw (Offensive line)

Sports Information

Football Contact: Daniel Newton
 Email: dnewton@truman.edu
 Office Phone: (660) 785-4276
 SID Fax: (660) 785-7475
 Press Box Phone: (660) 785-4276
 Internet Address: gobulldogs.truman.edu
 Overnight Address: 100 E. Normal
 Kirk Building 215
 Kirksville, Mo. 63501-4221

Travel Information

Leave: Oct. 20 at 2 p.m. via charter bus
 Lodging: Days Inn
 Highway 63 South
 Kirksville, Mo. 63501
 Phone: (660) 665-8244
 Return: Following game via charter bus

ABOUT WU

COACHES

PLAYERS

OPPONENTS

REVIEW

RECORDS

HISTORY

GAME 8 VS TRUMAN

GAME 9 • OCTOBER 28 AT TOPEKA (YAGER STADIUM) • 1 P.M. CST • HOMECOMING

General Information

Name: Emporia State University
 Location: Emporia, Kan.
 Founded: 1863
 Enrollement: 6,005
 Affiliation: NCAA II
 Conference: MIAA
 Nickname: Hornets
 Colors: Old gold and black
 President: Dr. Kay Schallenkamp
 Athletics Director: Kent Weiser
 Stadium: Welch Stadium
 Playing Surface: Surf Turf

Coaching Staff



Head Coach:
 Dave Wiemers
 (Washburn, 1990)
Record at ESU:
 32-24 (5 years)
Overall Record:
 same
Best time to reach Wiemers:

Mornings
Football Office Phone:
 (620) 341-5504
Assistant Coaches:
 Jon Wiemers (Offensive coordinator/O-Line)
 Clayt Birmingham (Defensive coordinator/defensive line)
 Larry Wiemers (Linebackers)
 Chet Pobolish (Quarterbacks)
 Danny Cavender (Tight ends)
 Jerod Kruse (Safeties)

Sports Information

Football Contact: Don Weast
Email: weastdon@emporia.edu
Office Phone: (620) 341-5526
Home Phone: (620) 342-6406
SID Fax: (620) 341-5808
Press Box Phone: (620) 341-5020
Internet Address: www.emporia.edu/athletics
Overnight Address: 1200 Commercial
 Emporia, Kan. 66801



Senior Quarterback Justin Whitworth

Hornet Outlook

2005 Record: 4-6
MIAA Record/Place: 3-5/6th
Postseason: none
Final Ranking: n/a
Basic Offense: Multiple
Basic Defense: 4-2-5
Returning Starters: 18
Offense (6): LT Jacob Bassett, OC Matt Ferris, RT Josh Koerkenmeier, WR Ryan Hulings, RB Seville KO, QB Justin Whitworth
Defense (7): DE Ryan Frederichs, DT A.J. Franklin, LB Eric Rondeau, LB Matt Demicoli, CB Brandon Stribling, SS Jared Swafford, CB Emmanuel Howard
Special Teams (5): PK Jeff Edwards, LS Brandon Olney, H Justin Whitworth, PR/KR Ryan Hulings

Top Returnees						
Passing	Att	Cmp	Int	Yds.	TD	
Justin Whitworth	210	125	10	1670	13	
Rushing	No.	Yds.	Avg.	TD	Ypg.	
Seville Ko	128	559	4.4	6	62.1	
Receiving	No.	Yds.	Avg.	TD	Ypg.	
Ryan Hulings	28	412	14.7	1	41.2	
Defense	Solo	Ast	Total	Sacks	TFL	
Matt Demicoli	36	26	62	1.0	7.0	

2006 Schedule

Date	Opponent	Time
Sept. 2	at Oklahoma Panhandle	1 p.m.
Sept. 9	Winona State	1 p.m.
Sept. 16	Fort Hays State	1 p.m.
Sept. 23	at Southwest Baptist	TBA
Sept. 30	Pittsburg State	1 p.m.
Oct. 7	at Northwest Missouri	1 p.m.
Oct. 14	Truman	1 p.m.
Oct. 21	at Missouri Western	2 p.m.
Oct. 28	at Washburn	1 p.m.
Nov. 4	at Central Missouri	1:30 p.m.
Nov. 11	Missouri Southern	1 p.m.

2005 Results (4-6, 3-5 MIAA)

Date	Opponent	Result
Aug. 27	at Fort Hays State	W 52-13
Sept. 3	at Winona State	L 21-40
Sept. 17	Southwest Baptist*	W 45-28
Sept. 24	at Pittsburg State*	L 17-52
Oct. 1	Northwest Missouri*	L 0-14
Oct. 8	at Truman*	W 41-12
Oct. 15	Missouri Western*	L 14-21
Oct. 22	Washburn*	L 14-42
Oct. 29	Central Missouri*	L 14-21
Nov. 5	at Missouri Southern	W 22-21

Series Information

Series Record: ESU leads 51-45-6
First Meeting: ESU 11, WU 0 (1899)
Last Meeting: WU 42-14 (10/22/05) in Emporia
Last WU win: 42-14 (10/22/05) in Emporia
Last ESU win: 35-28, OT (9/20/2003) in Emporia
Largest WU win: 41-7 (10/1/83) in Topeka, (1913)
Largest ESU win: 45-6 (1928)

Last 10 Meetings

for complete series history, turn to page 70

Date	Score	Place
Oct. 5, 1996	L 35-40	Topeka
Oct. 30, 1997	L 35-64	Emporia
Oct. 29, 1998	L 27-35	Topeka
Nov. 13, 1999	L 20-45	Emporia
Nov. 11, 2000	L 21-35	Topeka
Oct. 27, 2001	L 19-38	Emporia
Nov. 2, 2002	W 34-21	Topeka
Sept. 20, 2003	LOT 28-35	Emporia
Sept. 11, 2004	W 28-10	Topeka
Oct. 22, 2005	W 42-14	Emporia

Bod Bits

- The Ichabods have won three of the last four meetings
- The Ichabods snapped a seven game losing streak in Emporia last season
- The teams have met 103 times, the most active series in the NCAA Division II ranks
- ESU head coach Dave Wiemers is a 1990 Washburn grad
- Washburn has won two straight meetings in Topeka

GAME 9 VS EMPORIA STATE



NOV. 4 AT JOPLIN (HUGHES STADIUM) • 1 P.M. CST • GAME 10

2006 Schedule

Date	Opponent	Time
Sept. 2	Ouachita Baptist	6 p.m.
Sept. 9	at Harding	6 p.m.
Sept. 16	Southwest Baptist	6 p.m.
Sept. 23	at Pittsburg State	2 p.m.
Sept. 30	Northwest Missouri	6 p.m.
Oct. 7	at Truman	2 p.m.
Oct. 14	Missouri Western	2 p.m.
Oct. 21	Central Missouri	2 p.m.
Oct. 28	at Fort Hays State	7 p.m.
Nov. 4	Washburn	2 p.m.
Nov. 11	at Emporia State	1 p.m.

2005 Results (3-7, 2-6 MIAA)

Date	Opponent	Result
Aug. 27	at Ouachita Baptist	W 38-21
Sept. 3	at Harding	L 27-45
Sept. 10	Southwest Baptist	W 42-7
Sept. 17	Pittsburg State	L 20-49
Sept. 24	at Northwest Missouri	L 13-38
Oct. 1	Truman	W 41-17
Oct. 8	at Missouri Western	L 6-39
Oct. 15	at Central Missouri	L 24-27
Oct. 29	at Washburn	L 35-49
Nov. 5	Emporia State	L 21-22

Series Information

Series Record: MSSU leads 20-15-1
 First Meeting: Tie, 21-21 (10/17/1970) in Joplin
 Last Meeting: WU 49-35 (10/29/05) in Topeka
 Last WU win: 49-35 (10/29/05) in Topeka
 Last MSSU win: 52-28 (9/28/2002) in Joplin
 Largest WU win: 25-7 (9/27/1986) in Joplin
 Largest MSSU win: 44-14 (10/3/1992) in Joplin

Last 10 Meetings

for complete series history, turn to page 70

Date	Score	Place
Nov. 16, 1996	L 31-32	Joplin
Oct. 23, 1997	L 14-17	Topeka
Oct. 24, 1998	W 49-37	Joplin
Sept. 18, 1999	W 35-28	Topeka
Sept. 16, 2000	W 24-22	Joplin
Sept. 22, 2001	W 29-28	Topeka
Sept. 28, 2002	L 28-52	Joplin
Nov. 15, 2003	W 38-35	Topeka
Nov. 6, 2004	W 58-43	Joplin
Oct. 29, 2005	W 49-35	Topeka

Bod Bits

- The Ichabods have won seven of the last eight meetings between the two schools
- The Ichabods won their fifth straight meeting in Topeka last season
- The last 10 games have had a winning margin of 8.2 points
- The last time the teams played in Joplin on Nov. 6, 2004, the teams combined for 101 points and 1,019 yards in total offense in a 58-43 Ichabod win



Senior Running Back Dartangan Johnson

Lion Outlook

2005 Record: 3-7
 MIAA Record/Place: 2-6/7th
 Postseason: none
 Final Ranking: none
 Basic Offense: Multiple Pro
 Basic Defense: 4-4
 Returning Starters: 16

Offense (7): TE Matt Farrell, QB Adam Hinspeter, WR Colin Bado, OL Justin Maxwell, OL Justin Reynolds, OL Allen Barbre, OL Matt Stout
 Defense (6): CB Ben Augustin, CB Moses Manga, FS Jordan Chapman, DT Kyle Mayden, DE Joey Wagner, DE B.J. Russow
 Special Teams (3): LS Dustin Johnson, PK Shane McBride, P Brandon Hawkins

Lettermen Returning: 34
 Lettermen Lost: 17

Top Returnees						
Passing	Att	Cmp	Int	Yds.	TD	
Adam Hinspeter	295	199	11	2492	15	
Rushing	No.	Yds.	Avg.	TD	Ypg.	
D. Johnson	150	576	3.8	7	57.6	
Receiving	No.	Yds.	Avg.	TD	Ypg.	
Colin Bado	64	759	11.9	5	75.9	
Defense	Solo	Ast	Total	Sacks	TFL	
Jordan Chapman	23	34	57	0.0	1.5	

General Information

Name: Missouri Southern State University
 Location: Joplin, Mo.
 Founded: 1968
 Enrollment: 5,740
 Affiliation: NCAA II
 Conference: MIAA
 Nickname: Lions
 Colors: Green and white
 President: Dr. Julio S. Leon
 Athletics Director: Sallie Beard
 Stadium: Fred G. Hughes Stadium
 Playing Surface: Sprint Turf

Coaching Staff



Head Coach:
 Bart Tatum
 (Austin College, 1991)
 Record at MSSU:
 First season
 Overall Record:
 First season
 Best time to reach
 Tatum:

Mornings
 Football Office Phone:
 (417) 625-9358
 Assistant Coaches:
 Daryl Daye (Defensive coordinator)
 Matt Karleskint (Co-offensive coordinator/offensive backs)
 Casey Meile (Co-offensive coordinator/offensive line)
 Brian Ward (Special teams/safeties)
 Matt Plunkett (Wide receivers)
 John Tatum (Cornerbacks)

Sports Information

Football Contact: TBA
 Email: TBA
 Office Phone: (417) 625-9359
 Home Phone: TBA
 SID Fax: (417) 625-9397
 Press Box Phone: (417) 659-4384
 Internet Address: www.mssu.edu/athletics
 Overnight Address: 3950 E. Newman Rd.
 Joplin, Mo. 64801

Travel Information

Leave: Nov. 3 at 4 p.m. via charter bus
 Lodging: Ramada Inn
 3320 South Range Line Road
 Joplin, Mo. 64804
 Phone: (417) 781-0500
 Return: Following game via charter bus

ABOUT WU

COACHES

PLAYERS

OPPONENTS

REVIEW

RECORDS

HISTORY

GAME 10 VS MISSOURI SOUTHERN



GAME 11 • NOVEMBER 11 AT TOPEKA (YAGER STADIUM) • 1 P.M. CST

General Information

Name: Missouri Western State University
 Location: St. Joseph, Mo.
 Founded: 1969
 Enrollement: 4,532
 Affiliation: NCAA II
 Conference: MIAA
 Nickname: Griffons
 Colors: Black and gold
 President: Dr. James Scanlon
 Athletics Director: Mark Linder
 Stadium: Spratt Memorial
 Playing Surface: Grass

Coaching Staff



Head Coach:
 Jerry Partridge
 (Missouri Western, 1985)
 Record at MWSU:
 62-40 (9 years)
 Overall Record:
 same
 Best time to reach

Partridge:
 Mornings
 Football Office Phone:
 (816) 271-4499
 Assistant Coaches:
 Doug Smith (Offensive coordinator)
 Matt Williamson (Defensive coordinator)
 Jay Eilers (Offensive line)
 Regi Trotter (Secondary)

Sports Information

Football Contact: Brett King
 Email: king@missouriwestern.edu
 Office Phone: (816) 271-4257
 Home Phone: (816) 232-8582
 SID Fax: (816) 271-4544
 Press Box Phone: (816) 271-4257
 Internet Address: www.gogriffons.com
 Overnight Address: 4525 Downs Drive
 St. Joseph, Mo. 64507



Senior running back Jeremiah White

Griffon Outlook

2005 Record: 9-3
 MIAA Record/Place: 6-2/T2nd
 Postseason: 2005 Mineral Water Bowl - W 35-23 over Concordia-St. Paul (12/3/05)
 Final Ranking: 25
 Basic Offense: Multiple spread
 Basic Defense: 4-3
 Returning Starters: 17
 Offense (6): WR Jarrett Brooks, QB Michael Burton, RB Jeremiah White, OL Patrick St. Louis, OL Roger Allen, TE Gijon Robinson
 Defense (10): DL Michael Cobbins, LB Leon Douglas, DL Kyle Knighton, SS J.R. Graham, FS Chauncy Mayfield, LB John Matthew Fisher, DB Greg Carbin, DL Ahmad Spry, LB Seth Hane, DB Brad Kester
 Special Teams (1): PK Robbie Walling
 Lettermen Returning: 39
 Offense - 17, Defense 20 - Specialty - 2
 Lettermen Lost: 19
 Offense - 10, Defense 8 - Specialty - 1

Top Returnees						
Passing	Att	Cmp	Int	Yds.	TD	
Michael Burton	319	159	9	2249	18	
Rushing	No.	Yds.	Avg.	TD	Ypg.	
Jeremiah White	296	1801	6.1	11	150.1	
Receiving	No.	Yds.	Avg.	TD	Ypg.	
Jarrett Brooks	48	807	16.8	8	67.2	
Defense	Solo	Ast	Total	Sacks	TFL	
J.M. Fisher	55	47	102	5.0	8.0	

2006 Schedule

Date	Opponent	Time
Aug. 31	at Central Oklahoma	6 p.m.
Sept. 9	St. Cloud State	6 p.m.
Sept. 16	Pittsburg State*	6 p.m.
Sept. 23	at Northwest Missouri*	1 p.m.
Sept. 30	Truman*	2 p.m.
Oct. 7	at Central Missouri*	1:30 p.m.
Oct. 14	at Missouri Southern*	2 p.m.
Oct. 21	Emporia State*	2 p.m.
Oct. 28	at Southwest Baptist*	1:30 p.m.
Oct. 4	Fort Hays State	2 p.m.
Nov. 11	at Washburn*	1 p.m.

2005 Results (9-3, 6-2 MIAA)

Date	Opponent	Result
Aug. 25	Central Oklahoma	W 26-7
Sept. 1	Chadron State	W 36-24
Sept. 10	at Pittsburg State*	L 30-48
Sept. 17	Northwest Missouri*	L 21-31
Sept. 24	at Truman*	W 24-2
Oct. 1	Central Missouri*	W 13-10
Oct. 8	Missouri Southern*	W 39-6
Oct. 15	at Emporia State*	W 21-14
Oct. 22	Southwest Baptist*	W 43-17
Oct. 29	at St. Cloud State*	L 28-31
Nov. 5	Washburn*	WOT 28-21
Dec. 3	^Concordia-St. Paul	W 35-23

^ 2005 Mineral Water Bowl

Series Information

Series Record: MWSU leads 19-13-2
 First Meeting: WU 58, MWSU 3 (9/16/1972) in Topeka
 Last Meeting: MWSU 28-21 OT (11/5/05) in St. Joseph
 Last WU win: 30-23 (10/30/2004) in Topeka
 Last MWSU win: 28-21 OT (11/5/05) in St. Joseph
 Largest WU win: 58-3 (9/16/1972) in Topeka
 Largest MWSU win: 52-0 (11/7/1981) in St. Joseph

Last 10 Meetings

for complete series history, turn to page 70

Date	Score	Place
Sept. 21, 1996	W 21-7	Topeka
Oct. 18, 1997	L 12-13	St. Joseph
Oct. 17, 1998	W 35-27	Topeka
Sept. 25, 1999	L 10-35	St. Joseph
Sept. 23, 2000	L 13-23	Topeka
Oct. 20, 2001	L 6-27	St. Joseph
Oct. 26, 2002	L2OT 28-34	Topeka
Nov. 8, 2003	L 14-30	St. Joseph
Oct. 30, 2004	W 30-23	Topeka
Nov. 5, 2005	LOT 21-28	St. Joseph

Bod Bits

- The Ichabods fell to the Griffons last season in overtime for the second time in the last four seasons
- The Ichabods have not won in St. Joseph since a 21-10 win on Nov. 10, 1990 - a streak of eight straight games

GAME 11 VS MISSOURI WESTERN



	Sept. 2	Sept. 9	Sept. 16	Sept. 23	Sept. 30	Oct. 7	Oct. 14	Oct. 21	Oct. 28	Nov. 4	Nov. 11	
	at Washburn 1 p.m.	Fort Hays State noon	Adams State noon	at Chadron State 1 p.m.	Oklahoma Panhandle 1 p.m.	New Mexico Highlands noon	at Western New Mexico 1 p.m.	Fort Lewis 1 p.m.	at Nebraska-Kearney 1 p.m.	Mesa State noon	at Western State 1 p.m.	
	at Humboldt State 6:30 p.m.	Washburn 1 p.m.	Nebraska-Omaha 1 p.m.	at North Dakota 1 p.m.	Minnesota-Duluth 1 p.m.	at St. Cloud State 1 p.m.	South Dakota 1 p.m.	Central Washington 6 p.m.	Western Oregon 1 p.m.	Augustana 1 p.m.	at Minnesota St. noon	
	at Lincoln 2 p.m.	Dakota State 6 p.m.	Washburn 1:30 p.m.	at Truman State 2 p.m.	at Fort Hays State 2 p.m.	Missouri Western 1:30 p.m.	Southwest Baptist 1:30 p.m.	at Missouri Southern 2 p.m.	Northwest Missouri 1:30 p.m.	Emporia State 1:30 p.m.	at Pittsburg State 2 p.m.	
	Texas A&M-Commerce 7 p.m.	at Colorado Mines 1 p.m.	at Emporia State 1 p.m.	Washburn 7 p.m.	Central Missouri 2 p.m.	at Southwest Baptist 2 p.m.	Pittsburg State 7 p.m.	at Northwest Missouri 1:30 p.m.	Missouri Southern 7 p.m.	at Missouri Western 2 p.m.	Truman 2 p.m.	
	Harding 6 p.m.	at Missouri State 6 p.m.	at Missouri Southern 6 p.m.	Emporia State TBA	at Washburn 1 p.m.	Fort Hays State 1 p.m.	at Central Missouri 1:30 p.m.	at Pittsburg State 2 p.m.	Missouri Western 1:30 p.m.	at Truman State 1:30 p.m.	Northwest Missouri 1:30 p.m.	
	at East Central 6 p.m.	Panhandle State 7 p.m.	at Missouri Western 6 p.m.	Missouri Southern 2 p.m.	at Emporia State 1 p.m.	Washburn 2 p.m.	at Fort Hays State 2 p.m.	Southwest Baptist 2 p.m.	Truman State 2 p.m.	vs Northwest Missouri 2 p.m.	Central Missouri 2 p.m.	
	Minnesota State 1 p.m.	Nebraska-Omaha 1 p.m.	at Truman State noon	Missouri Western 1 p.m.	at Missouri Southern 6 p.m.	Emporia State 1 p.m.	at Washburn 1 p.m.	Fort Hays State 1:30 p.m.	at Central Missouri 1:30 p.m.	vs Pittsburg State 2 p.m.	Southwest Baptist 1 p.m.	
	(8/24) Minnesota St. 6:30 p.m.	(9/2) at Winona State 1 p.m.	Northwest Missouri noon	Central Missouri 2 p.m.	at Missouri Western 2 p.m.	Missouri Southern 2 p.m.	at Emporia State 1 p.m.	Washburn 2 p.m.	at Pittsburg State 2 p.m.	Southwest Baptist noon	at Fort Hays State 2 p.m.	
	at Okla. Panhandle 1 p.m.	Winona State 1 p.m.	Fort Hays State 1 p.m.	at Southwest Baptist TBA	Pittsburg State 1 p.m.	at Northwest Missouri 1 p.m.	Truman State 1 p.m.	at Missouri Western 2 p.m.	at Washburn 1 p.m.	at Central Missouri 1:30 p.m.	Missouri Southern 1 p.m.	
	Ouchita Baptist 6 p.m.	at Harding 6 p.m.	Southwest Baptist 6 p.m.	at Pittsburg State 2 p.m.	Northwest Missouri 6 p.m.	at Truman State 2 p.m.	Missouri Western 2 p.m.	Central Missouri 2 p.m.	at Fort Hays State 7 p.m.	Washburn 2 p.m.	at Emporia State 1 p.m.	
	(8/31) at Central Okla. 6 p.m.	St. Cloud State 6 p.m.	Pittsburg State 6 p.m.	at Northwest Missouri 1 p.m.	Truman State 2 p.m.	at Central Missouri 1:30 p.m.	at Missouri Southern 2 p.m.	Emporia State 2 p.m.	at Southwest Baptist 1:30 p.m.	Fort Hays State 2 p.m.	at Washburn 1 p.m.	

Thursday, August 24

TSU @ Minnesota State-Mankato 6:30 p.m.

Thursday, August 31

Harding (Ark) @ SBU 6 p.m.
MWSU @ Central Oklahoma 7 p.m.

Saturday, September 2

Colorado Mines @ WU 1 p.m.
ESU @ Oklahoma Panhandle State 1 p.m.
Minnesota State-Mankato @ NWMSU 1 p.m.
TSU @ Winona (Minn) State 1 p.m.
CMSU @ Lincoln (Mo) 2 p.m.
Ouachita Baptist (Ark) @ MSSU 6 p.m.
PSU @ East Central (Okla) 6 p.m.
Texas A&M-Commerce @ FHSU 7 p.m.

Saturday, September 9

FHSU @ Colorado Mines 1 p.m.
Nebraska-Omaha @ NWMSU 1 p.m.
Winona (Minn) State @ ESU 1 p.m.
WU @ Western Washington 3 p.m.
Dakota (SD) State @ CMSU 6 p.m.
MSSU @ Harding (Ark) 6 p.m.
SBU @ Missouri State 6 p.m.
St Cloud (Minn) State @ MWSU 6 p.m.
Oklahoma Panhandle State @ PSU 7 p.m.

Saturday, September 16

*NWMSU @ TSU 12 noon
*FHSU @ ESU 1 p.m.
*WU @ CMSU 1:30 p.m.
*PSU @ MWSU 6 p.m.
*SBU @ MSSU 6 p.m.

Saturday, September 23

*ESU @ SBU TBA

*MWSU @ NWMSU 1 p.m.
*CMSU @ TSU 2 p.m.
*MSSU @ PSU 2 p.m.
*WU @ FHSU 7 p.m.

Saturday, September 30

*PSU @ ESU 1 p.m.
*SBU @ WU 1 p.m.
*CMSU @ FHSU (HC) 2 p.m.
*TSU @ MWSU 2 p.m.
*NWMSU @ MSSU 6 p.m.

Saturday, October 7

*ESU @ NWMSU 1 p.m.
*MWSU @ CMSU 1:30 p.m.
*FHSU @ SBU (HC) 2 p.m.
*MSSU @ TSU 2 p.m.
*WU @ PSU 2 p.m.

Saturday, October 14

*NWMSU @ WU 1 p.m.
*TSU @ ESU (HC) 1 p.m.
*SBU @ CMSU (HC) 1:30 p.m.
*MWSU @ MSSU (HC) 2 p.m.
*PSU @ FHSU 7 p.m.

Saturday, October 21

*FHSU @ NWMSU (HC) 1:30 p.m.
*CMSU @ MSSU 2 p.m.
*ESU @ MWSU (HC) 2 p.m.
*SBU @ PSU (HC) 2 p.m.
*WU @ TSU (HC) 2 p.m.

Saturday, October 28

*ESU @ WU (HC) 1 p.m.
*MWSU @ SBU 1:30 p.m.
*NWMSU @ CMSU 1:30 p.m.

*TSU @ PSU 2 p.m.
*MSSU @ FHSU 7 p.m.

Saturday, November 4

*SBU @ TSU 12 noon
*ESU @ CMSU 1:30 p.m.
*FHSU @ MWSU 2 p.m.
*PSU vs NWMSU, The Fall Classic V 2 p.m.
*WU @ MSSU 2 p.m.

Saturday, November 11

*MSSU @ ESU 1 p.m.
*MWSU @ WU 1 p.m.
*NWMSU @ SBU 1:30 p.m.
*CMSU @ PSU 2 p.m.
*TSU @ FHSU 2 p.m.

Saturday, November 18

NCAA Division II Playoffs – First Round

Saturday, November 25

NCAA Division II Playoffs –Second Round

Saturday, December 2

NCAA Division II Playoffs –Quarterfinals
Mineral Water Bowl @ Excelsior Springs, Mo. 1 p.m.

Saturday, December 9

NCAA Division II Playoffs –Semifinals

Saturday, December 16

NCAA Division II Championship Game @ Florence, Ala.

*= MIAA Game HC=Homecoming Game

Schedule as of June 13, 2006

ABOUT WU

COACHES

PLAYERS

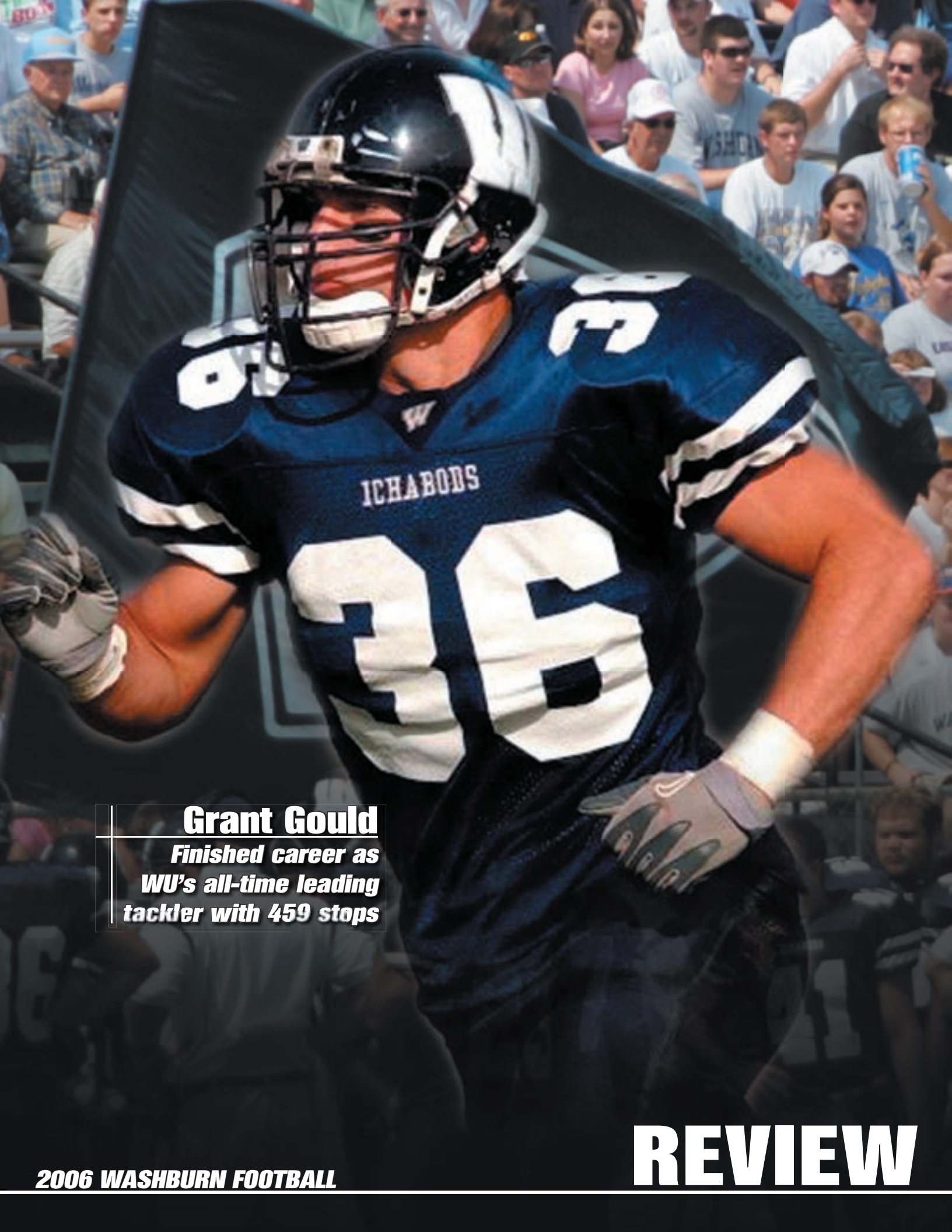
OPPONENTS

REVIEW

RECORDS

HISTORY

2006 ICHABOD OPPONENT COMPOSITE SCHEDULE



Grant Gould
*Finished career as
WU's all-time leading
tackler with 459 stops*



ABOUT WU

COACHES

PLAYERS

OPPONENTS

REVIEW

RECORDS

HISTORY

2005 IN REVIEW

Mid-America Intercollegiate Athletics Association Champions.

For the first time since joining the MIAA, the 2005 season brought the Ichabods their first conference championship of any kind since 1983 when Washburn won the Central State Intercollegiate Championship. The Ichabods were 9-3, which set a new school record for the most wins in a season and they received a bid to the NCAA Playoffs, hosting a second round game in Yager Stadium.

The Ichabods started out the season with high hopes as the seniors in the Washburn program were the first set of recruits by head coach Craig Schurig and the team did not disappoint as they won their season opener 28-17 over No. 14 Colorado Mines. The Orediggers were a playoff team from the season before, but Washburn jumped out to a 21-0 lead and never looked back.

In their home-opener against Western Washington in the first-ever meeting between the two schools, Washburn knocked off the Vikings 31-21 on a hot and humid day in Yager Stadium. In the game, the Schurig-era first recruit of Grant Gould became the all-time leading tackler in Washburn history as he recorded his 353rd tackle of his career.

The Ichabods opened the MIAA slate the following week with a 42-27 win over Central Missouri. The win snapped an eight-game losing streak to the Mules and Fletcher Terrell returned a 100-yard kickoff return for a score, setting a school record for the longest kickoff return.

Washburn fell for the first time in 2005 as their comeback attempt came up inches short as Central Washington held off the Ichabods 48-42 in Ellensburg, Wash. The Ichabods entered the game as the No. 24 ranked team in the AFCA Coaches Poll. It marked the first time the Ichabods had been ranked in the national Top 25 coaches poll. Washburn was down 48-21 midway through the third quarter, but ripped off three touchdowns, including two Jordan Brill to Jake Lebahn receptions. On the final play of the game, Brill's pass into the end zone fell was batted away at the last moment by a Wildcat defender.

The Ichabods improved to 2-0 in the MIAA after a 56-21 thrashing of Southwest Baptist. Washburn shook off a slow start after going into the locker room tied at 21, the Ichabods scored 35 unanswered points. Lebahn scored 12 of them as he hauled in a 47-yard touchdown pass from Brill and also scooped up a blocked punt on special teams and returned it 15 yards for a score.

In a match-up of undefeated MIAA teams, the Ichabods snapped a 25-game losing streak to Pittsburg State as they topped the No. 4 Gorillas 35-34 in overtime. It was the Ichabods' highest win over a ranked opponent. Washburn jumped out to a 21-0 lead and after the Gorillas cut the lead to 21-7, Terrell returned his second kickoff of the season for a touchdown on an 83-yard scamper to push the Ichabods' lead back to 21 at 28-7. In the second half, the Gorillas came out and scored 21 points to tie the game with the final score coming with 32 seconds remaining in regulation. In overtime, the Gorillas scored first, but the extra point was missed. The Ichabods scored on their seventh play as Trent Hearn scored his third touchdown of the day on a 7-yard run and Conner Sabel's extra point ended the game. Hearn finished with 162 yards on the ground on 30 carries.

For the second straight week, the Ichabods were set to battle a top-five team as they traveled to take on No. 5 ranked Northwest Missouri. Washburn led 14-6 at halftime behind a pair of Hearn touchdown runs. The Bearcats scored 15 points in the third quarter to take a 21-14 lead. However the Ichabods

regained the lead on a touchdown reception by Mike Odupitan and another touchdown run by Hearn to take a 28-21 lead. Northwest tied the score with 1:31 remaining, but the Ichabods marched 74 yards on 10 plays to put Sabel into position for the 23-yard game-winning field goal. The win over the Bearcats was the first since 1994 and snapped the Bearcats' 12-game home winning streak.

After two big wins for the program, the Ichabods jumped from No. 25 to No. 13 in the AFCA National Poll.

Washburn returned home to face the Truman Bulldogs. Washburn fell behind 14-7 midway through the third quarter, but Hearn rushed for a pair of touchdowns as the Ichabods rallied for a 21-14 win. Hearn rushed for a career-high 178 yards.

Another streak was snapped as Washburn picked up a 42-14 win over Emporia State on ESU's homecoming. The Ichabods, now ranked No. 10 in the national poll, won in Emporia for the first time since 1987 - a streak of seven games. The Ichabods never trailed as they jumped out to a 21-0 lead. ESU added a score before halftime. To open the second half, the Ichabods scored touchdowns on three of their first four possessions to put the game away as Odupitan recorded two touchdown grabs and Terrell returned a 66-yard interception for a score. On his last trip to ESU in 2003, Terrell returned a 61-yard interception for a score as a freshman.

The Ichabods were 9-1 and 7-0 and ranked No. 6 in the AFCA polls as they hosted Missouri Southern. The Ichabods jumped out to a 35-0 lead on senior day. The Lions scored the final 21 of the game to cut the margin to 14 at 49-35 as the Ichabods clinched their first nine-win season in school history. Hearn also went over the 1,000 yard mark pushing his season total to 1,035 after rushing for 122 yards and three touchdowns against Missouri Southern.

The Ichabods wrapped up the regular season with a heartbreaking 28-21 overtime loss to Missouri Western. Washburn scored the first 14 points of the game as Hearn rushed for scores of 2- and 5-yards. The Griffons scored 21 unanswered points as they took a 21-14 lead. Washburn tied the score at 21 as Hearn rushed for his third touchdown of the afternoon. Neither team scored in the fourth quarter forcing the game into overtime. The Griffons scored on their third play of overtime and the Ichabods were forced into a turnover of their first possession giving the Griffons a 28-21 win.

After finishing the regular season with a 9-2 record, Washburn fans and players gathered in the Bianchino Pavilion to watch the NCAA selection show and the place erupted with high-fives and smiles as it was shown the Ichabods would be the No. 2 seed in the Southwest Regional and received a first round bye for their first NCAA Playoff appearance.

After they topped Angelo State, Northwest Missouri came to Yager Stadium looking for their second straight road play-off win and jumped out to a 28-0 lead over the Ichabods. Washburn would rally to cut the lead to 35-17 at halftime. The Bearcats scored on their first possession of the second half pushing the lead to 42-17. Odupitan recorded two touchdown receptions of 30- and 15-yards to cut the lead to 42-32, but Washburn would get no closer.

Individual All-American awards

Fletcher Terrell became the first Ichabod to receive All-American honors since wide receiver Michael Dritelein accomplished the feat in 1995. Terrell was named first team by Daktronics and senior linebacker Grant Gould received second team All-American honors and senior offensive guard Rudy Sué was a third team All-American pick.

**2005 Season
By the Numbers
13**

Rank in final AFCA National Poll - highest in school history

1,203

Single-season rushing record set by Trent Hearn

2,775

Single-season passing record set by Jordan Brill

9

School record for wins in a season

459

Career record for tackles set by Grant Gould

430

School record for points in a season set in 2005

5,958

Average crowd at six games in Yager Stadium

3

All-Americans in Fletcher Terrell, Grant Gould and Rudy Sué

3-0

Record versus top 15 teams in 2005

6.2

Average yard per play setting school record




GOLDEN, COLO. - The Washburn Ichabods opened the 2005 season in fine fashion as they topped No. 14 ranked Colorado Mines 28-17. In the process, the Ichabods won their fourth straight overall game since the 1988 season when they won four straight from Oct. 1 to Oct. 22.

The Ichabods jumped on the board early as sophomore quarterback Jordan Brill, making his second career start, hit Sam Sissom on a 62-yard touchdown strike. It was the first of three Sissom touchdown receptions from Brill as he would finish with seven receptions for 231

yards and lifted his career touchdown tally to 36, setting the Washburn all-time record. He also raised his career point total to 226, tying Troy Slusser for the most points in school history. Sissom's 35 regular season touchdown receptions also ties Jamaica Rector's (Northwest Missouri, 2001-04) record for most in MIAA history.

After trading possessions with the Orediggers, Brill and Sissom hooked up again for an 82-yard touchdown to put the Ichabods up 14-0. The Ichabods would increase their lead to 21-0 after Sissom caught his final TD pass capping a 7-play, 97-yard drive after the Ichabod defense held the Orediggers out of the endzone from inside the Washburn 10 yard line.



The Orediggers would rebound with a 50-yard drive right before the half converting a 38-yard field goal to cut the Ichabod lead to 21-3 at the break.

In the second half, the Orediggers jumped on the board on their first drive of the half to cut the lead to 21-10, but the Ichabods came right back with a 78-yard drive finished off by Trent Hearn's 6-yard run, which would wrap the scoring for the Ichabods.

Colorado Mines added a touchdown late, but would not get any closer.

The Ichabods racked up 144 yards on the ground with Hearn going over the 100-yard mark with 21 carries for 106 yards and Ra'Shawn Mosley had 13 carries for 68 yards. Mike Odupitan had four catches for 57 yards and Jeff Scott had a career high 60 yards receiving with three receptions.

On the defense, the Ichabods created five turnovers, including two interceptions by Fletcher Terrell. Calvin Stuckey and Erin Beck each had interceptions and Terell Cobb had a fumble recovery.

Senior Grant Gould had 12 tackles including two sacks for the Ichabods, giving him 343 for his career, needing seven to break the current school record of 349 held by Tony Scollieri.

Washburn 28 No. 14 Colorado Mines 17

August 27, 2005 • Golden, Colo. • Brooks Field
Attendance: 2,143

Washburn									
Rushing	No	Gain	Loss	Net	TD	Lg	Avg		
Hearn, Trent	21	106	0	106	1	31	5.0		
Mosley, Ra'Shawn	13	74	6	68	0	23	5.2		
Patterson, A.J.	1	0	1	-1	0	0	-1.0		
Odupitan, Mike	1	0	3	-3	0	0	-3.0		
TM-Ichabods	3	0	3	-3	0	0	-1.0		
Brill, Jordan	3	1	24	-23	0	1	-7.7		
Totals...	42	181	37	144	1	31	3.4		
Passing	Att	Cmp	Int	Yds	TD	Long	Sack		
Brill, Jordan	25	14	1	348	3	82	2		
Totals...	25	14	1	348	3	82	2		

Receiving	No.	Yds	TD	Long		
Sissom, Sam	7	231	3	82		
Odupitan, Mike	4	57	0	20		
Scott, Jeff	3	60	0	38		
Totals...	14	348	3	82		

Punting	No.	Yds	Avg	Long	In20	TB
Massey, Curtis	5	207	41.4	48	0	2
Totals...	5	207	41.4	48	0	2

All Returns	Punts			Kickoffs			Intercepts		
	No	Yds	Lg	No	Yds	Lg	No	Yds	Lg
Odupitan, Mike	0	0	0	3	49	27	0	0	0
Beck, Erin	0	0	0	0	0	0	1	-1	0
Tetuan, Jarod	1	2	2	1	14	14	0	0	0
Stuckey, Calvin	0	0	0	0	0	0	1	16	16
Terrell, Fletcher	0	0	0	0	0	0	2	0	0
Totals...	1	2	2	4	63	27	4	15	16

Field Goals
no attempts

Colorado Mines									
Rushing	No	Gain	Loss	Net	TD	Lg	Avg		
Garrett Mehl	16	63	26	37	0	20	2.3		
Bryan Florendo	10	39	5	34	0	8	3.4		
Danny Medina	3	5	0	5	0	5	1.7		
Totals...	29	107	31	76	0	20	2.6		
Passing	Att	Cmp	Int	Yds	TD	Long	Sack		
Garrett Mehl	45	29	1	281	2	25	4		
Danny Medina	8	3	3	22	0	10	0		
Totals...	53	32	4	303	2	25	4		

Receiving	No.	Yds	TD	Long		
Justin Gallas	12	148	1	25		
Bryan Florendo	10	86	0	19		
Derek Dykstra	4	21	0	9		
Corey Huck	3	21	1	9		
Ryan Hollinshea	2	15	0	11		
Michael Curl	1	12	0	12		
Totals...	32	303	2	25		

Punting	No.	Yds	Avg	Long	In20	TB
Danny Medina	3	99	33.0	35	2	0
Totals...	3	99	33.0	35	2	0

All Returns	Punts			Kickoffs			Intercepts		
	No	Yds	Lg	No	Yds	Lg	No	Yds	Lg
Justin Gallas	3	43	29	2	68	51	0	0	0
Michael Claffey	0	0	0	1	0	0	0	0	0
Nick Gilbreath	0	0	0	0	0	0	1	3	3
Totals...	3	43	29	3	68	51	1	3	3

Field Goals
Aaron Abel 2nd 00:03 38 yds Good

Score by Quarters					
Washburn	14	7	7	0	28
No. 14 Colorado Mines	0	3	7	7	17

Scoring Summary

1st Quarter
WU 14:33 Sissom, Sam 62 yd pass from Brill, Jordan
Sabel, Connor kick
WU 10:06 Sissom, Sam 82 yd pass from Brill, Jordan
Sabel, Connor kick

2nd Quarter
WU 00:29 Sissom, Sam 6 yd pass from Brill, Jordan -
Sabel, Connor kick
CSM 00:03 Aaron Abel 38 yd field goal

3rd Quarter
CSM 11:54 Corey Huck 6 yd pass from Garrett Mehl
Aaron Abel kick 8-49 2:58 21 10
WU 09:00 Hearn, Trent 5 yd run
Sabel, Connor kick

4th Quarter
CSM 06:46 Justin Gallas 7 yd pass from Garrett Mehl
Aaron Abel kick

Team Stats	WU	CSM
FIRST DOWNS	19	23
Rushing	7	7
Passing	12	15
Penalty	0	1
NET YARDS RUSHING	144	76
Rushing Attempts	42	29
Average Per Rush	3.4	2.6
Yards Gained Rushing	181	107
Yards Lost Rushing	37	31
NET YARDS PASSING	348	303
Completions-Attempts-Int	14-25-1	32-53-4
Average Per Attempt	13.9	5.7
Average Per Completion	24.9	9.5
TOTAL OFFENSE YARDS	492	379
Total offense plays	67	82
Average Gain Per Play	7.3	4.6
Fumbles: Number-Lost	1-1	3-1
Penalties: Number-Yards	7-64	0-0
PUNTS-YARDS	5-207	3-99
Average Yards Per Punt	41.4	33.0
Net Yards Per Punt	24.8	32.3
Inside 20	0	2
KICKOFFS-YARDS	5-294	4-235
Average Yards Per Kickoff	58.8	58.8
Punt returns: Number-Yards-TD	1-2-0	3-43-0
Average Per Return	2.0	14.3
Kickoff returns: Number-Yds-TD	4-63-0	3-68-0
Average Per Return	15.8	22.7
Interceptions: Number-Yds-TD	4-15-0	1-3-0
Fumble Returns: Number-Yds-TD	0-0-0	1-20-0
Possession Time	27:50	32:10
Third-Down Conversions	6 of 14	3 of 15
Fourth-Down Conversions	0 of 1	5 of 7
Red-Zone Scores-Chances	2-2	2-4
Sacks By: Number-Yards	4-18	2-23
PAT Kicks	4-4	2-2
Field Goals	0-0	1-1

ABOUT WU

COACHES

PLAYERS

OPPONENTS

REVIEW

RECORDS

HISTORY

GAME 1 VS COLORADO MINES



ABOUT WU
COACHES
PLAYERS
OPPONENTS
REVIEW
RECORDS
HISTORY

GAME 2 VS WESTERN WASHINGTON


TOPEKA -- The Washburn Ichabods improved to 2-0 with a 31-21 win over Western Washington.

The Ichabods found themselves down early as the Vikings' all-America wide receiver Andy Olson scored on an 8-yard reverse putting Western Washington up 7-0. The Ichabods would crack the scoring column on the ensuing drive on a career-long 41-yard field goal by Connor Sabel.

Ra'Shawn Mosley put the Ichabods up for good as he capped a 58-yard drive with a 4-yard touchdown run.

The Ichabods scored again on the very next play from scrimmage as Fletcher Terrell picked off a James Monrean pass and returned it 23 yards for a touchdown to give the Ichabods a 17-7 lead before the end of the first quarter.

The Ichabods added another score as Brandon Walker came in at quarterback and scampered 78 yards for a touchdown to put the 'Bods up 24-7. Trent Hearn rushed 19 yards for a touchdown at the 6:17 mark of the second quarter



to put the Ichabods up 31-7, but that would be all the scoring for the Ichabods as they were shutout by the Vikings in the second half.

The Vikings' offense came alive as Monrean would hit Olson for a 35-yard touchdown strike with 4:09 left in the half and Darrius Tuggle for a 28-yard connection with 11 seconds left in the half to end the scoring for both teams.

Grant Gould became Washburn's all-time leading tackler by col-

lecting his 353rd of his career on the afternoon. He finished the game with 10 tackles, passing Tony Scollieri who had 349 for his career at Washburn. Terell Cobb led the Ichabods with 11 tackles and a forced fumble.

The Ichabods racked up 425 yards in total offense behind Hearn's 94 yards rushing on 16 carries. Jordan Brill was 11 for 18 for 199 yards and Mike Odupitan had six catches for 119 yards.

Score by Quarters

Western Washington	7	14	0	0	21
Washburn	17	14	0	0	31

Scoring Summary

1st Quarter

WWU 09:22 Olson, Andy 8 yd run
Younggren, Ace kick

WU 05:14 Sabel, Connor 41 yd field goal

WU 01:51 Mosley, Ra'Shawn 4 yd run
Sabel, Connor kick

WU 01:36 Terrell, Fletcher 23 yd interception return
Sabel, Connor kick

2nd Quarter

WU 12:02 Walker, Brandon 78 yd run
Sabel, Connor kick

WU 06:17 Hearn, Trent 19 yd run
Sabel, Connor kick

WWU 04:09 Olson, Andy 35 yd pass from Monrean, James
Younggren, Ace kick

WWU 00:11 Tuggle, Darrius 28 yd pass from Monrean, James
Younggren, Ace kick

Team Stats

	WWU	WU
FIRST DOWNS	19	21
Rushing	8	10
Passing	9	8
Penalty	2	3
NET YARDS RUSHING	137	226
Rushing Attempts	32	42
Average Per Rush	4.3	5.4
Yards Gained Rushing	183	268
Yards Lost Rushing	46	42
NET YARDS PASSING	266	199
Completions-Attempts-Int	22-39-1	11-18-0
Average Per Attempt	6.8	11.1
Average Per Completion	12.1	18.1
TOTAL OFFENSE YARDS	403	425
Total offense plays	71	60
Average Gain Per Play	5.7	7.1
Fumbles: Number-Lost	4-2	5-3
Penalties: Number-Yards	6-60	11-93
PUNTS-YARDS	5-161	4-144
Average Yards Per Punt	32.2	36.0
50+ Yards	0	2
KICKOFFS-YARDS	4-228	6-372
Average Yards Per Kickoff	57.0	62.0
Punt returns: Number-Yards-TD	2-25-0	1-7-0
Average Per Return	12.5	7.0
Kickoff returns: Number-Yds-TD	4-72-0	4-90-0
Average Per Return	18.0	22.5
Interceptions: Number-Yds-TD	0-0-0	1-23-1
Fumble Returns: Number-Yds-TD	0-0-0	0-0-0
Miscellaneous Yards	0	0
Possession Time	30:10	29:50
Third-Down Conversions	3 of 13	3 of 10
Fourth-Down Conversions	0 of 3	1 of 1
Red-Zone Scores-Chances	1-1	2-2
Sacks By: Number-Yards	4-28	3-15
PAT Kicks	3-3	4-4

Western Washington 21
Washburn 31

Sept. 3, 2005 • Topeka, Kan. • Yager Stadium
Attendance: 4,765

Washburn

Rushing	No	Gain	Loss	Net	TD	Lg	Avg
Hearn, Trent	16	99	5	94	1	19	5.9
Walker, Brandon	3	84	3	81	1	78	27.0
Mosley, Ra'Shawn	14	70	6	64	1	13	4.6
Odupitan, Mike	1	7	0	7	0	7	7.0
Patterson, A.J.	1	2	0	2	0	2	2.0
TM-Ichabods	2	0	2	-2	0	0	-1.0
Brill, Jordan	5	6	26	-20	0	6	-4.0
Totals...	42	268	42	226	3	78	5.4

Passing	Att	Cmp	Int	Yds	TD	Long	Sack
Brill, Jordan	18	11	0	199	0	49	4
Totals...	18	11	0	199	0	49	4

Receiving	No.	Yds	TD	Long
Odupitan, Mike	6	119	0	38
Lehman, Cason	3	33	0	19
Tetuan, Jarod	2	47	0	49
Totals...	11	199	0	49

Punting	No.	Yds	Avg	Long	In20	TB
Massey, Curtis	4	144	36.0	53	1	0
Totals...	4	144	36.0	53	1	0

All Returns	Punts			Kickoffs			Intercepts		
	No	Yds	Lg	No	Yds	Lg	No	Yds	Lg
Odupitan, Mike	0	0	0	3	64	35	0	0	0
Tetuan, Jarod	0	0	0	1	26	26	0	0	0
Sissom, Sam	1	7	7	0	0	0	0	0	0
Terrell, Fletcher	0	0	0	0	0	0	1	23	23
Totals...	1	7	7	4	90	35	1	23	23

Field Goals

Sabel, Connor	1st	11:16	45 yds	Missed
Sabel, Connor	1st	05:14	41 yds	Good

Western Washington

Rushing	No	Gain	Loss	Net	TD	Lg	Avg
Monrean, James	8	80	30	50	0	58	6.2
Carlyle, Jake	11	44	0	44	0	12	4.0
Jackson, Jordyn	5	30	0	30	0	13	6.0
Tuggle, Darrius	6	21	0	21	0	5	3.5
Olson, Andy	1	8	0	8	1	8	8.0
Team	1	0	16	-16	0	0	-16.0
Totals...	32	183	46	137	1	58	4.3

Passing	Att	Cmp	Int	Yds	TD	Long	Sack
Monrean, James	39	22	1	266	2	36	3
Totals...	39	22	1	266	2	36	3

Receiving	No.	Yds	TD	Long
Olson, Andy	6	105	1	36
Upchurch, Brett	6	76	0	20
Wilson, Matt	2	20	0	15
Carlyle, Jake	2	17	0	16
Yoney, Nick	2	12	0	6
Robinson, Chris	2	6	0	6
Tuggle, Darrius	1	28	1	28
Jackson, Jordyn	1	2	0	2
Totals...	22	266	2	36

Punting	No.	Yds	Avg	Long	In20	TB
Anderson, Corbin	5	161	32.2	39	2	1
Totals...	5	161	32.2	39	2	1

All Returns	Punts			Kickoffs			Intercepts		
	No	Yds	Lg	No	Yds	Lg	No	Yds	Lg
Olson, Andy	1	19	19	0	0	0	0	0	0
Jackson, Jordyn	0	0	0	2	42	33	0	0	0
Dell, Casey	1	6	6	0	0	0	0	0	0
Russell, Zach	0	0	0	2	30	16	0	0	0
Totals...	2	25	19	4	72	33	0	0	0

Field Goals
no attempts




TOPEKA - The Washburn Ichabods improved to 3-0 after topping Central Missouri 42-27 in Yager Stadium. The win was the sixth straight overall win dating back to last season - something that no Ichabod team has done since 1964 - while in the process snapping an eight-game losing streak to the Mules.

The Ichabods jumped on the board first as Jordan Brill hooked up with Mike Odupitan on a 45-yard pass reception capping a six-play, 95-yard drive. The Mules would score their only two points in the first half on a safety late in the first quarter.

The Ichabods rounded out the scoring in the first half with a 7-yard touchdown pass to Jarod Tetuan. It was a busy day for Tetuan as he played both offense and defense for the Ichabods as well as special teams. He had one rush, one carry, one punt return and six tackles in the game.

In the second half, the Mules jumped on the board first as Spencer Webb hit a 32-yard field goal. The teams traded scores as the Cason Lehman caught a 19-yard touchdown pass from Brill - the second of his third TD passes on the day. After a CMSU score to cut the lead to 21-13, Fletcher Terrell set a Washburn record



and became the 13th person in MIAA history to return a kickoff for 100 yards to push the lead back to 15.

The Ichabods would add another score on a Ra'Shawn Mosley 25-yard touchdown run. The Mules would score to cut the lead to 35-19.

Washburn running back Trent Hearn would close out the Ichabod scoring with a 39-yard run to push the lead back to 42-19. The Mules added the final score on a touchdown pass rounding out the scoring at 42-27.

The Ichabod defense held the Mules to 87 yards of total offense in the first half. Grant Gould led the Ichabods with nine tackles including one sack. Aaron Neal had nine tackles. Nick Bull had the Ichabods' only interception of the game and he returned it 12 yards to set up a Washburn touchdown.

Trent Hearn led the Washburn rushing attack with 90 yards and one touchdown. Ra'Shawn Mosley had 78 yards and the team overall had 178 yards.

Mike Odupitan had five catches for 111 yards and one touchdown.

Central Missouri 27
Washburn 42
Sept. 10, 2005 • Topeka, Kan. • Yager Stadium
Attendance: 5,840

Washburn									
Rushing	No	Gain	Loss	Net	TD	Lg	Avg		
Hearn, Trent	13	91	1	90	1	39	6.9		
Mosley, Ra'Shawn	12	81	3	78	1	25	6.5		
Walker, Brandon	8	39	1	38	0	11	4.8		
McCann, Chris	2	10	0	10	0	10	5.0		
Tetuan, Jarod	1	4	0	4	0	4	4.0		
Patterson, A.J.	1	3	0	3	0	3	3.0		
Brill, Jordan	3	4	11	-7	0	3	-2.3		
TM-Ichabods	3	0	38	-38	0	0	-12.7		
Totals...	43	232	54	178	2	39	4.1		

Passing						
	Att	Cmp	Int	Yds	TD	Sack
Brill, Jordan	21	13	1	182	3	45
Totals...	21	13	1	182	3	45

Receiving				
	No.	Yds	TD	Long
Odupitan, Mike	5	111	1	45
Lehman, Cason	4	49	1	19
Mosley, Ra'Shawn	2	6	0	5
Lebahn, Jake	1	9	0	9
Tetuan, Jarod	1	7	1	7
Totals...	13	182	3	45

Punting						
	No.	Yds	Avg	Long	In20	TB
Boswell, Ben	1	21	21.0	21	0	0
Massey, Curtis	2	45	22.5	33	0	1
Totals...	3	66	22.0	33	0	1

All Returns									
	No	Yds	Lg	No	Yds	Lg	No	Yds	Lg
Lehman, Cason	0	0	0	1	5	5	0	0	0
Tetuan, Jarod	1	16	16	0	0	0	0	0	0
Bull, Nick	0	0	0	0	0	0	1	12	12
Terrell, Fletcher	0	0	0	2	140	100	0	0	0
Totals...	1	16	16	3	145	100	1	12	12

Field Goals						
	No	Yds	Avg	Long	In20	TB
Webb, Spencer	3	29	9.7	29	0	0
Totals...	3	29	9.7	29	0	0

Central Missouri									
Rushing	No	Gain	Loss	Net	TD	Lg	Avg		
Caldwell, Will	21	79	7	72	0	16	3.4		
Spiegel, Mike	5	28	0	28	0	16	5.6		
Walker, Delanie	1	2	0	2	0	2	2.0		
Bouknight, Jim	2	6	5	1	0	6	0.5		
TEAM	1	0	17	-17	0	0	-17.0		
Korrodi, Toby	3	0	18	-18	0	0	-6.0		
Totals...	33	115	47	68	0	16	2.1		

Passing						
	Att	Cmp	Int	Yds	TD	Sack
Korrodi, Toby	25	17	0	215	3	81
Spiegel, Mike	13	5	1	32	0	10
Totals...	38	22	1	247	3	81

Receiving				
	No.	Yds	TD	Long
Caldwell, Will	7	54	1	10
Walker, Delanie	4	38	1	15
Jacobsen, Matt	3	30	0	15
Bouknight, Jim	2	15	0	13
Zwillling, Zach	2	13	0	7
Maxwell, Ted	2	12	0	7
Hefner, Micah	1	81	1	81
McCartney, Jason	1	4	0	4
Totals...	22	247	3	81

Punting						
	No.	Yds	Avg	Long	In20	TB
Frankel, Matt	7	296	42.3	64	2	3
Totals...	7	296	42.3	64	2	3

All Returns									
	No	Yds	Lg	No	Yds	Lg	No	Yds	Lg
Walker, Delanie	0	0	0	1	29	29	0	0	0
Bouknight, Jim	0	0	0	1	18	18	0	0	0
Race, Greg	0	0	0	0	0	0	1	0	0
Patton, Dustin	0	0	0	1	1	1	0	0	0
Harris, Robert	0	0	0	1	0	0	0	0	0
Totals...	0	0	0	4	48	29	1	0	0

Field Goals						
	No	Yds	Avg	Long	In20	TB
Webb, Spencer	3	29	9.7	29	0	0
Totals...	3	29	9.7	29	0	0

Score by Quarters

Central Mo. St.	2	0	11	14	27
Washburn	7	7	14	14	42

Scoring Summary

1st Quarter

WU 07:15 Odupitan, Mike 45 yd pass from Brill, Jordan
Sabel, Connor kick
CMSU 00:25 TEAM safety

2nd Quarter

WU 12:14 Tetuan, Jarod 7 yd pass from Brill, Jordan
Sabel, Connor kick

3rd Quarter

CMSU 08:21 Webb, Spencer 32 yd field goal
WU 02:22 Lehman, Cason 19 yd pass from Brill, Jordan
Sabel, Connor kick
CMSU 01:23 Hefner, Micah 81 yd pass from Korrodi, Toby
Walker, Delanie pass
WU 01:10 Terrell, Fletche 100 yd kickoff return
Sabel, Connor kick

4th Quarter

WU 08:51 Mosley, Ra'Shawn 25 yd run
Sabel, Connor kick
CMSU 04:44 Caldwell, Will 10 yd pass from Korrodi, Toby
Korrodi, Toby pass failed
WU 04:00 Hearn, Trent 39 yd run
Sabel, Connor kick
CMSU 02:08 Walker, Delanie 15 yd pass from Korrodi, Toby
Hefner, Micah pass

Team Stats

	CMSU	WU
FIRST DOWNS	17	22
Rushing	4	8
Passing	9	11
Penalty	4	3
NET YARDS RUSHING	68	178
Rushing Attempts	33	43
Average Per Rush	2.1	4.1
Yards Gained Rushing	115	232
Yards Lost Rushing	47	54
NET YARDS PASSING	247	182
Completions-Attempts-Int	22-38-1	13-21-1
Average Per Attempt	6.5	8.7
Average Per Completion	11.2	14.0
TOTAL OFFENSE YARDS	315	360
Total offense plays	71	64
Average Gain Per Play	4.4	5.6
Fumbles: Number-Lost	1-0	2-1
Penalties: Number-Yards	9-66	8-97
PUNTS-YARDS	7-296	3-66
Average Yards Per Punt	42.3	22.0
Net Yards Per Punt	31.4	15.3
KICKOFFS-YARDS	3-195	8-459
Average Yards Per Kickoff	65.0	57.4
Punt returns: Number-Yards-TD	0-0-0	1-16-0
Average Per Return	0.0	16.0
Kickoff returns: Number-Yds-TD	4-48-0	3-145-1
Average Per Return	12.0	48.3
Interceptions: Number-Yds-TD	1-0-0	1-12-0
Fumble Returns: Number-Yds-TD	0-0-0	0-0-0
Possession Time	31:01	28:59
Third-Down Conversions	7 of 18	5 of 11
Fourth-Down Conversions	1 of 2	1 of 3
Red-Zone Scores-Chances	3-3	2-2
Sacks By: Number-Yards	1-11	2-12
PAT Kicks	0-0	6-6
Field Goals	1-1	0-0

ABOUT WU

COACHES

PLAYERS

OPPONENTS

REVIEW

RECORDS

HISTORY

GAME 3 VS CENTRAL MISSOURI




BOLIVAR, Mo. - The Washburn Ichabods scored 42 unanswered points in a 56-21 comeback win over Southwest Baptist at Plaster Stadium Saturday. Washburn trailed 21-14 late in the first half before dominating the second half en route to victory. With the win, Washburn improved to 4-1 and 2-0 in the MIAA.

Washburn suffered an early turnover to lead to an SBU touchdown just over a minute into the game on Rony Santil's touchdown reception. Grant Gould turned the tables on the Bearcats by returning an interception 26 yards for a touchdown minutes later.

The two squads traded scores the rest of the half, including a seven-yard scoring grab by Cason Lehman and a 12-yard grab by Mike Odupitan with 26 seconds left in the half on passes by Jordan Brill. The squads were deadlocked at 21 at the break before Washburn erupted.

The Ichabods owned the second half and went up for good on Jake Lebahn's 47-yard touchdown reception from Brill at 11:13 left in the third quarter. Lebahn added another touchdown on a blocked punt return at 9:01 in the



quarter. Trent Hearn capped the scoring in the third on a 25-yard touchdown run before Ra'Shawn Mosley added a 15 yard score and Rashawn Bland added a 1-yard run in the fourth quarter to give Washburn a 35-0 margin in the second half.

Mosley led Washburn with 72 yards rushing, while A.J. Patterson and Hearn added 70 and 63 yards respectively. Patterson had a 53-yard run late in the game for WU's longest play of the day. Brill finished with

187 yards and three touchdowns on 10 of 17 passing.

Gould finished with 12 tackles, including three for loss to go along with his interception return for a score. Henry Talley was the other Ichabod in double figures with 10 tackles. Josh Looney and Fletcher Terrell added interceptions in the win.

Washburn Southwest Baptist 56 21

Sept. 24, 2005 • Bolivar, Mo.
Plaster Stadium • Attendance: 1,938

Washburn										
Rushing	No	Gain	Loss	Net	TD	Lg	Avg			
Mosley, Ra'Shawn	10	72	0	72	1	15	7.2			
Patterson, A.J.	6	70	0	70	0	53	11.7			
Hearn, Trent	10	66	3	63	1	25	6.3			
Walker, Brandon	8	51	18	33	0	16	4.1			
Brill, Jordan	2	4	0	4	0	4	2.0			
Mangino, Tommy	1	2	0	2	0	2	2.0			
Odupitan, Mike	1	2	0	2	0	2	2.0			
Bland, Rawshawn	1	1	0	1	1	1	1.0			
Totals...	39	268	21	247	3	53	6.3			
Passing	Att	Cmp	Int	Yds	TD	Long	Sack			
Brill, Jordan	17	10	1	187	3	47	0			
Mangino, Tommy	2	1	0	9	0	9	0			
Walker, Brandon	0	0	0	0	0	0	2			
Totals...	19	11	1	196	3	47	2			
Receiving	No.	Yds	TD	Long						
Lehman, Cason	4	47	1	16						
Odupitan, Mike	3	74	1	35						
Lebahn, Jake	2	56	1	47						
Bland, Rawshawn	1	12	0	12						
Walker, Brandon	1	7	0	7						
Totals...	11	196	3	47						
Punting	No.	Yds	Avg	Long	In20	TB				
Massey, Curtis	4	169	42.2	52	2	0				
Totals...	4	169	42.2	52	2	0				
Field Goals										
Sabel, Connor	1st	03:57	43	yds	Missed					

Southwest Baptist										
Rushing	No	Gain	Loss	Net	TD	Lg	Avg			
Nicholson, Moine	21	103	4	99	0	21	4.7			
Valenzuela, Hect	15	63	1	62	0	11	4.1			
Clardy, Robert	18	84	30	54	2	27	3.0			
Randle, Matthew	2	24	0	24	0	19	12.0			
Jefferies, Mauri	3	8	2	6	0	5	2.0			
Windham, LaMarcu	1	5	0	5	0	5	5.0			
Smart, Nick	2	3	5	-2	0	3	-1.0			
Totals...	62	290	42	248	2	27	4.0			
Passing	Att	Cmp	Int	Yds	TD	Long	Sack			
Clardy, Robert	18	13	3	92	1	16	2			
Totals...	18	13	3	92	1	16	2			
Receiving	No.	Yds	TD	Long						
Windham, LaMarcu	5	35	0	16						
Santil, Rony	4	31	1	12						
Smart, Nick	2	16	0	9						
Nicholson, Moine	2	10	0	6						
Totals...	13	92	1	16						
Punting	No.	Yds	Avg	Long	In20	TB				
Bowers, Tim	3	106	35.3	50	0	0				
TEAM	1	0	0.0	0	0	0				
Totals...	4	106	26.5	50	0	0				

All Returns									
No	Yds	Lg	No	Yds	Lg	No	Yds	Lg	
Odupitan, Mike	0	0	0	1	29	0	0	0	
Lebahn, Jake	0	15	15	0	0	0	0	0	
Tetuan, Jarod	0	0	0	2	29	17	0	0	
Gould, Grant	0	0	0	0	0	0	1	26	26
Looney, Josh	0	0	0	0	0	0	1	4	4
Terrell, Fletcher	0	0	0	0	0	0	1	8	8
Brown, Chris	1	10	10	0	0	0	0	0	
Mosley, Ra'Shawn	2	21	15	0	0	0	0	0	
Totals...	3	46	15	3	58	29	3	38	26

Field Goals									
none									

Score by Quarters

Washburn	7	14	21	14	56
Southwest Baptist	7	14	0	0	21

Scoring Summary

1st Quarter

SBU 13:59 Santil, Rony 8 yd pass from Clardy, Robert
Smith, Ryan kick
WU 09:37 Gould, Grant 26 yd interception return
Sabel, Connor kick

2nd Quarter

SBU 12:47 Clardy, Robert 7 yd run
Smith, Ryan kick
WU 04:18 Lehman, Cason 7 yd pass from Brill, Jordan
Sabel, Connor kick
SBU 02:00 Clardy, Robert 1 yd run
Smith, Ryan kick
WU 00:26 Odupitan, Mike 12 yd pass from Brill, Jordan
Sabel, Connor kick

3rd Quarter

WU 11:13 Lebahn, Jake 47 yd pass from Brill, Jordan
Sabel, Connor kick
WU 09:01 Lebahn, Jake 15 yd blocked punt return
Sabel, Connor kick
WU 04:46 Hearn, Trent 25 yd run
Sabel, Connor kick

4th Quarter

WU 14:03 Mosley, Ra'Shawn 15 yd run
Sabel, Connor kick
WU 05:30 Bland, Rawshawn 1 yd run
Sabel, Connor kick

Team Stats

	WU	SBU
FIRST DOWNS	22	20
Rushing	11	15
Passing	7	3
Penalty	4	2
NET YARDS RUSHING	247	248
Rushing Attempts	39	62
Average Per Rush	6.3	4.0
Yards Gained Rushing	268	290
NET YARDS PASSING	196	92
Completions-Attempts-Int	11-19-1	13-18-3
Average Per Attempt	10.3	5.1
TOTAL OFFENSE YARDS	443	340
Total offense plays	58	80
Average Gain Per Play	7.6	4.2
Fumbles: Number-Lost	0-0	1-0
Penalties: Number-Yards	11-88	8-117
PUNTS-YARDS	4-169	4-106
Average Yards Per Punt	42.2	26.5
Net Yards Per Punt	30.5	15.0
KICKOFFS-YARDS	9-436	4-260
Average Yards Per Kickoff	48.4	65.0
Punt returns: Number-Yards-TD	3-46-1	3-47-0
Average Per Return	15.3	15.7
Kickoff returns: Number-Yds-TD	3-58-0	9-137-0
Average Per Return	19.3	15.2
Interceptions: Number-Yds-TD	3-38-1	1-22-0
Fumble Returns: Number-Yds-TD	0-0-0	0-0-0
Miscellaneous Yards	0	0
Possession Time	24:01	35:59
Third-Down Conversions	1 of 7	6 of 15
Fourth-Down Conversions	0 of 0	1 of 4
Red-Zone Scores-Chances	4-4	3-3
Sacks By: Number-Yards	2-24	2-17
PAT Kicks	8-8	3-3
Field Goals	0-1	0-0

ABOUT WU

COACHES

PLAYERS


OPPONENTS

REVIEW

RECORDS

HISTORY

GAME 5 VS SOUTHWEST BAPTIST



TOPEKA - The Washburn Ichabods snapped a 25-game losing streak while topping the No. 4-ranked Pittsburg State Gorillas in a 35-34 overtime win. With the win, the Ichabods improved to 5-1 and 3-0 in the MIAA and the Gorillas dropped to 4-2, 3-1 in conference play. The win was the first for the Ichabods over the Gorillas since Oct. 4, 1980 in Topeka in a 38-36 win.

The Ichabods won the opening toss and jumped on the board with an eight-play, 80-yard drive as Trent Hearn would score on a 3-yard touchdown run. It would be the first of three touchdown rushes for Hearn as he would finish the day with 162 yards on 30 carries. He rushed for all 25 yards on the Ichabods' overtime drive.

After the Ichabods took the early lead, Washburn would add another touchdown as Jordan Brill hooked up with Jake Lebahn on a 24-yard strike capping an eight-play, 95-yard drive. The Ichabods would add another as Hearn had a 22-yard scamper after PSU's Andy Majors was picked off by Calvin Stuckey of the Washburn 12 and he returned it 55 yards to the Pitt State 33.

On the next Pitt State drive, they would score on a Germaine Race 26-yard run. On the ensuing kickoff, Fletcher Terrell ran back his second kickoff of the season as he returned the kickoff 83 yards for a score to push the Ichabod lead back to 28-7 heading into the break.

In the second half, the Gorillas took the first drive of the third quarter and marched 65 yards in five plays to cut the Ichabod lead to 28-14. On the ensuing kickoff, the Ichabods would fumble and the Gorillas would take possession back at the Washburn 16. However, four plays into the drive, the

Ichabods' Mike Gonzalez would force a fumble at the Washburn 6 and recover the ball at the Washburn 13 to end the Gorillas' scoring threat.

The Gorillas would score on a 12-play, 93 yard drive cutting the lead to 28-21. After trading possessions and a missed field goal by the Ichabods, the Gorillas would drive 80 yards to tie the score at 28 with 32 seconds remaining.

The Ichabods won the overtime toss and elected to be on defense first. The Gorillas scored in three plays as Race rushed for two yards, however the extra point attempt by Nathan Alleman missed, sailing to the right.

The Ichabods took over at the Pitt State 25. Hearn rushed three straight times for the Ichabods

on carries of 6, 12, and 7 yards for the touchdown. After a Gorilla time out, Connor Sabel's extra point was perfect through the uprights giving the Ichabods its highest win over a nationally ranked opponent since joining the NCAA ranks, improving them to 4-31 since joining Division II.

Hearn averaged 5.4 yards per carry while racking up the 162 yards, his most since rushing for 175 against Missouri-Rolla as a freshman. Ra'Shawn Mosley had 36 yards on the ground as the Ichabods rushed for 217 as a team.

Brill passed for 205 yards with 70 receiving yards going to Cason Lehman and Mike Odupitan.

Mike Gonzalez had a career-high 18 tackles to lead the Ichabod defense. He capped the day with two forced fumbles and two fumble recoveries. Jarod Tetuan had 12 tackles with a forced fumble and Aaron Neal and Grant Gould each had 10 tackles.

Score by Quarters

Quarter	PSU	WU
1st	0	7
2nd	7	14
3rd	6	34
4th	14	35

Scoring Summary

1st Quarter

WU 12:01	Hearn, Trent	3 yd run
	Sabel, Connor	kick
WU 07:20	Lebahn, Jake	24 yd pass from Brill, Jordan
	Sabel, Connor	kick

2nd Quarter

WU 12:25	Hearn, Trent	22 yd run
	Sabel, Connor	kick
PSU 08:36	Race, Germaine	26 yd run
	Alleman, Nathan	kick
WU 08:23	Terrell, Fletcher	83 yd kickoff return
	Sabel, Connor	kick

3rd Quarter

PSU 12:54	Twito, Brandon	7 yd pass from Majors, Andy
	Alleman, Nathan	kick

4th Quarter

PSU 14:16	Race, Germaine	9 yd run
	Alleman, Nathan	kick
PSU 00:32	Pray, Bryan	16 yd pass from Majors, Andy
	Alleman, Nathan	kick 10-80 3:17 28

Overtime

PSU 15:00	Race, Germaine	2 yd run
	Alleman, Nathan	kick failed
WU 15:00	Hearn, Trent	7 yd run
	Sabel, Connor	kick

Team Stats

	PSU	WU
FIRST DOWNS	34	22
Rushing	18	10
Passing	14	10
Penalty	2	2
NET YARDS RUSHING	305	217
Rushing Attempts	55	44
Average Per Rush	5.5	4.9
Yards Gained Rushing	324	233
Yards Lost Rushing	19	16
NET YARDS PASSING	212	219
Completions-Attempts-Int	16-31-2	15-24-3
Average Per Completion	13.2	14.6
TOTAL OFFENSE YARDS	517	436
Total offense plays	86	68
Average Gain Per Play	6.0	6.4
Fumbles: Number-Lost	3-3	4-3
Penalties: Number-Yards	7-44	6-45
PUNTS-YARDS	4-172	3-82
Average Yards Per Punt	43.0	27.3
Net Yards Per Punt	36.5	25.0
KICKOFFS-YARDS	5-275	5-280
Average Yards Per Kickoff	55.0	56.0
Punt returns: Number-Yards-TD	2-7-0	3-26-0
Average Per Return	3.5	8.7
Kickoff returns: Number-Yds-TD	3-60-0	4-119-1
Average Per Return	20.0	29.8
Interceptions: Number-Yds-TD	3-20-0	2-55-0
Fumble Returns: Number-Yds-TD	0-0-0	0-0-0
Miscellaneous Yards	0	0
Possession Time	28:59	31:01
Third-Down Conversions	9 of 12	6 of 12
Fourth-Down Conversions	2 of 2	0 of 0
Red-Zone Scores-Chances	3-6	1-3
Sacks By: Number-Yards	2-11	1-3
PAT Kicks	4-5	5-5
Field Goals	0-1	0-1

No. 4 Pittsburg State 34 Washburn 35

Oct. 1, 2005 • Topeka, Kan.
Yager Stadium • Attendance: 6,498

Washburn					
Rushing	No	Gain	Loss	Net	TD
Hearn, Trent	30	166	4	162	3
Mosley, Ra'Shawn	6	36	0	36	0
Walker, Brandon	3	17	0	17	0
Odupitan, Mike	1	9	0	9	0
TM-Ichabods	1	0	1	-1	0
Brill, Jordan	3	5	11	-6	0
Totals...	44	233	16	217	3

Passing	Att	Cmp	Int	Yds	TD	Long	Sack
Brill, Jordan	23	14	3	205	1	36	2
Walker, Brandon	1	1	0	14	0	14	0
Totals...	24	15	3	219	1	36	2

Receiving	No.	Yds	TD	Long
Lehman, Cason	5	70	0	22
Odupitan, Mike	4	70	0	36
Lebahn, Jake	2	51	1	27
Gardiner, Aaron	1	12	0	12
Hearn, Trent	1	10	0	10
Scott, Jeff	1	9	0	9
Mosley, Ra'Shawn	1	-3	0	0
Totals...	15	219	1	36

Punting	No.	Yds	Avg	Long	In20	TB
Massey, Curtis	2	82	41.0	44	2	0
TM-Ichabods	1	0	0.0	0	0	0
Totals...	3	82	27.3	44	2	0

All Returns	Punts			Kickoffs			Intercepts		
	No	Yds	Lg	No	Yds	Lg	No	Yds	Lg
Odupitan, Mike	0	0	0	3	36	15	0	0	0
Mosley, Ra'Shawn	1	-2	0	0	0	0	0	0	0
Stuckey, Calvin	0	0	0	0	0	0	1	55	55
Bull, Nick	0	0	0	0	0	0	1	0	0
Terrell, Fletcher	0	0	0	1	83	83	0	0	0
Tetuan, Jarod	2	28	20	0	0	0	0	0	0
Totals...	3	26	20	4	119	83	2	55	55

Field Goals

Sabel, Connor	4th	03:49	27 yds	Missed
---------------	-----	-------	--------	--------

Pittsburg State

Rushing	No	Gain	Loss	Net	TD	Lg	Avg
Race, Germaine	27	158	8	150	3	26	5.6
Majors, Andy	19	135	8	127	0	37	6.7
Taylor, Joe	7	18	0	18	0	8	2.6
Pray, Bryan	1	13	0	13	0	13	13.0
TEAM	1	0	3	-3	0	0	-3.0
Totals...	55	324	19	305	3	37	5.5

Passing	Att	Cmp	Int	Yds	TD	Long	Sack
Majors, Andy	30	16	2	212	2	19	1
TEAM	1	0	0	0	0	0	0
Totals...	31	16	2	212	2	19	1

Receiving	No.	Yds	TD	Long
Curran, Pierce	6	86	0	18
Clawson, Eric	4	53	0	15
Pray, Bryan	3	40	1	19
Twito, Brandon	2	22	1	15
Taylor, Joe	1	11	0	11
Totals...	16	212	2	19

Punting	No.	Yds	Avg	Long	In20	TB
Stephenson, Grant	3	127	42.3	54	1	0
Majors, Andy	1	45	45.0	45	1	0
Totals...	4	172	43.0	54	2	0

All Returns	Punts			Kickoffs			Intercepts		
	No	Yds	Lg	No	Yds	Lg	No	Yds	Lg
Pray, Bryan	1	1	1	2	48	33	0	0	0
Dellasega, Nick	0	0	0	0	0	0	1	11	11
Sauber, Matt	0	0	0	0	0	0	1	9	9
Carright, Austin	1	6	0	0	0	0	0	0	0
Northern, Jason	0	0	0	1	12	12	0	0	0
Shamblin, Brett	0	0	0	0	0	0	1	0	0
Totals...	2	7	1	3	60	33	3	20	11

Field Goals

Alleman, Nathan	2nd	00:14	32 yds	Missed
-----------------	-----	-------	--------	--------



MARYVILLE, Mo. - The Washburn Ichabods' Connor Sabel connected on 23-yard field goal with :04 seconds remaining as Washburn knocked off its second top-five team in a week with a 31-28 win over No. 5 Northwest Missouri. The win lifted the Ichabods to 6-1 overall and alone into first place in the MIAA with a perfect 4-0 record.

Northwest Missouri scored first with a 19-yard field goal after a massive defensive stand to start the game by the Ichabods. After a mishandled snap on a punt, the Bearcats recovered the football at the Ichabod 8 yard line. But the Ichabods defense held and forced the Bearcat field goal. It was the first time the Bearcats scored first in a game this season and did not win.


After the teams traded drives, the Ichabods forced a punt by the Bearcats, but Fletcher Terrell would pick up the first of his two blocked punts on the afternoon and the Ichabods recovered the ball at the Northwest 12 yard line. Two plays later, Trent Hearn scored on a 7-yard run. Hearn would go on to score three rushing touchdowns on the afternoon.

On the Bearcats' next drive, Northwest would drive down to the Ichabod two yard line, but Washburn's Cody Huenefeld would pick off a tipped ball for the interception ending the scoring chance for the Bearcats.

The Ichabods converted the turnover into seven points and they would go on a 17-play, 94-yard drive covering 8:58 on the clock to push themselves to a 14-3 lead. The Bearcats added a field goal with under two minutes on the clock and the Ichabods took a 14-6 lead into the break.

After trading drives, the Bearcats opened the scoring in the second half cutting the Washburn lead to 14-13. Northwest added another touchdown with 44 seconds remaining in the half to take a 21-14 lead heading into the fourth quarter.

On the Ichabods opening drive of the fourth quarter, Jordan Brill hooked up with Mike Odupitan for a 17-yard touchdown



pass and tying the score with the extra point knotting the scoreboard at 21.

After Terrell blocked his second punt of the afternoon, the Ichabods covered 37-yards in five plays as Hearn scored from three yards out to push Washburn in front 28-21 with 6:23 to play in the game.

The Ichabods and the Bearcats traded punts and the Bearcats Xavier Omon rushed 11-yards to tie the score. With the extra point, the Bearcats again tied the score at 28 with 1:31 to go in the game setting up the Ichabods winning drive.

After taking possession at their own 20 with 1:31 left, Brill hit Hearn for an 11-yard gain. After an incomplete pass, Brill fired and hit Odupitan for a 26-yard pick up to the Northwest 43. After a false start and a Hearn gain of 3 yards, Brill hit Aaron Gardiner for 3 more yards then hit Gardiner again after a time out for 24 yards to put the ball on the Northwest 18. After a delay of game penalty, and no time outs, Brill hit a diving Cason Lehman for 18 more yards putting the ball at the Bearcat 6 yard line. After the Ichabods downed the ball to stop the clock, Northwest called a timeout before Sabel's game-winning kick through the uprights with :04 seconds left.

On the Ichabod kickoff, the Bearcats downed the ball and their last second pass was knocked down, ending the game and the 10-game losing streak to the Bearcats for the Ichabods.

Hearn finished the day with 107 yards on 33 carries with three touchdowns. Brill was 21 of 31 for 261 yards and the one touchdown pass to Odupitan, who had six catches for 105 yards.

On defense, the Ichabods were led by Mike Gonzalez, who recorded nine tackles, including seven solo stops and two tackles for loss. Jarod Tetuan, starting at free safety for the second straight week and Grant Gould each had eight tackles.

The Ichabods also had interceptions by Huenefeld and Aaron Neal.

No. 25 Washburn 31 No. 5 Northwest Missouri 28

Oct. 8, 2005 • Maryville, Mo.
Bearcat Stadium • Attendance: 5,494

Washburn						
Rushing	No	Gain	Loss	Net	TD	Lg Avg
Hearn,Trent	33	111	4	107	3	9 3.2
Walker,Brandon	3	8	9	-1	0	5 -0.3
Brill,Jordan	2	0	11	-11	0	0 -5.5
TM-Ichabods	1	0	17	-17	0	0 -17.0
Totals...	39	119	41	78	3	9 2.0
Passing	Att	Cmp	Int	Yds	TD	Long Sack
Brill,Jordan	31	21	0	261	1	31 1
TM-Ichabods	2	0	0	0	0	0 0
Walker,Brandon	0	0	0	0	0	0 1
Totals...	33	21	0	261	1	31 2

Receiving	No.	Yds	TD	Long
Odupitan, Mike	6	105	1	31
Lebahn, Jake	4	32	0	14
Gardiner, Aaron	3	33	0	24
Lehman, Cason	3	23	0	18
Scott, Jeff	2	37	0	26
Bland, Rawshawn	1	17	0	17
Hearn, Trent	1	11	0	11
McCann, Chris	1	3	0	3
Totals...	21	261	1	31

Punting	No.	Yds	Avg	Long	In20	TB
Massey, Curtis	4	107	26.8	33	1	0
Totals...	4	107	26.8	33	1	0

All Returns	No	Yds	Lg	No	Yds	Lg	No	Yds	Lg
Gardiner, Aaron	0	0	0	1	21	21	0	0	0
Neal, Aaron	0	0	0	0	0	0	1	2	2
Tetuan, Jarod	1	6	6	1	18	18	0	0	0
Huenefeld, Cody	0	0	0	0	0	0	1	2	2
Terrell, Fletcher	2	14	0	3	32	17	0	0	0
Totals...	3	20	6	5	71	21	2	4	2

Field Goals	Player	Time	Yds	Result
Sabel, Connor	4th	00:04	23	Good

Northwest Missouri

Rushing	No	Gain	Loss	Net	TD	Lg Avg
Omon, Xavier	20	114	6	108	1	15 5.4
Herring, Mitch	1	5	0	5	0	5 5.0
TEAM	1	0	1	-1	0	0 -1.0
Lamberson, Josh	12	42	49	-7	0	12 -0.6
Totals...	34	161	56	105	1	15 3.1

Passing	Att	Cmp	Int	Yds	TD	Long Sack
Lamberson, Josh	28	21	2	235	2	48 5
Totals...	28	21	2	235	2	48 5

Receiving	No.	Yds	TD	Long
Falkner, E.J.	4	52	1	18
Robinson, R.	4	16	0	7
Peterson, Mike	3	31	0	15
Wright, Kendall	2	52	1	48
Meyer, J.	2	28	0	23
Herring, Mitch	2	25	0	23
Rector, Andre	2	24	0	19
Omon, Xavier	2	7	0	5
Totals...	21	235	2	48

Punting	No.	Yds	Avg	Long	In20	TB
Lickteig, Gabe	2	68	34.0	38	0	0
TEAM	2	0	0.0	0	0	0
Totals...	4	68	17.0	38	0	0

All Returns	No	Yds	Lg	No	Yds	Lg	No	Yds	Lg
Falkner, E.J.	0	0	0	1	29	29	0	0	0
Wright, Kendall	0	0	0	1	24	24	0	0	0
Brisbane, Sydney	0	0	0	3	73	37	0	0	0
Totals...	0	0	0	5	126	37	0	0	0

Field Goals	Player	Time	Yds	Result
Frevert, Tommy	1st	11:07	19	Good
Frevert, Tommy	2nd	01:56	33	Good

Score by Quarters

Quarter	Washburn	Northwest Missouri
1st	7	3
2nd	7	3
3rd	0	15
4th	17	7
Total	31	28

Scoring Summary

Quarter	Time	Player	Description
1st	11:07	Frevert, Tommy	19 yd field goal
1st	03:28	Hearn, Trent	7 yd run
1st		Sabel, Connor	kick
2nd	05:06	Hearn, Trent	3 yd run
2nd		Sabel, Connor	kick
2nd	01:56	Frevert, Tommy	33 yd field goal
3rd	07:28	Falkner, E.J.	18 yd pass from Lamberson, Josh
3rd		Frevert, Tommy	kick
3rd	00:44	Wright, Kendall	48 yd pass from Lamberson, Josh
3rd		Omon, Xavier	pass
4th	11:46	Odupitan, Mike	17 yd pass from Brill, Jordan
4th		Sabel, Connor	kick
4th	06:23	Hearn, Trent	3 yd run
4th		Sabel, Connor	kick
4th	01:31	Omon, Xavier	11 yd run
4th		Frevert, Tommy	kick
4th	00:04	Sabel, Connor	23 yd field goal

Team Stats

Stat	WU	NWMSU
FIRST DOWNS	20	19
Rushing	6	11
Passing	12	8
Penalty	2	0
NET YARDS RUSHING	78	105
Rushing Attempts	39	34
Average Per Rush	2.0	3.1
Yards Gained Rushing	119	161
NET YARDS PASSING	261	235
Completions-Attempts-Int	21-33-0	21-28-2
Average Per Attempt	7.9	8.4
Average Per Completion	12.4	11.2
TOTAL OFFENSE YARDS	339	340
Total offense plays	72	62
Average Gain Per Play	4.7	5.5
Fumbles: Number-Lost	3-1	0-0
Penalties: Number-Yards	6-45	8-80
PUNTS-YARDS	4-107	4-68
Average Yards Per Punt	26.8	17.0
Net Yards Per Punt	26.8	12.0
KICKOFFS-YARDS	6-338	6-353
Average Yards Per Kickoff	56.3	58.8
Net Yards Per Kickoff	35.3	43.7
Punt returns: Number-Yards-TD	3-20-0	0-0-0
Average Per Return	6.7	0.0
Kickoff returns: Number-Yds-TD	5-71-0	5-126-0
Average Per Return	14.2	25.2
Interceptions: Number-Yds-TD	2-4-0	0-0-0
Fumble Returns: Number-Yds-TD	0-0-0	0-0-0
Miscellaneous Yards	0	0
Possession Time	31:04	28:56
Third-Down Conversions	4 of 14	5 of 11
Fourth-Down Conversions	2 of 4	0 of 0
Red-Zone Scores-Chances	5-5	4-5
Sacks By: Number-Yards	5-48	2-15
PAT Kicks	4-4	2-2
Field Goals	1-1	2-2

ABOUT WU

COACHES

PLAYERS

OPPONENTS

REVIEW

RECORDS

HISTORY

GAME 7 VS NORTHWEST MISSOURI



ABOUT WU
COACHES
PLAYERS
OPPONENTS
REVIEW
RECORDS
HISTORY

GAME 8 VS TRUMAN


TOPEKA, -- The No. 13-ranked Washburn Ichabods held off the upset-minded Bulldogs of Truman State University in a 21-14 win at Yager Stadium Saturday afternoon in front of a Homecoming crowd of 6,734.

Truman (1-7, 0-6 MIAA) scored first in the game converting a turnover into a touchdown after a scoreless first quarter as senior WR James Walton caught a 23-yard pass from freshman QB Michael Long.

The Ichabods (7-1, 5-0 MIAA) would not score until 43 seconds left in the half as senior WR Mike Odupitan hooked up with sophomore QB Jordan Brill on a 21-yard pass reception as the Ichabods drove 76 yards in 12 plays to tie the game at 7-7.

The Bulldogs took the lead on a 1-yard touchdown run by senior RB Jerard Levenson with 5:31 left in the third quarter capping a 12-play 57-yard yard drive. Levenson had 117 yards on 29 carries, his second 100-yard rushing game in as many weeks.

Washburn took the lead for good on a 31-yard run by junior RB Trent Hearn. Hearn rushed for a career-high 178 yards on 27 carries. Hearn



added his second touchdown on the Ichabods' next possession that put the Ichabods up 21-14.

After forcing an Ichabod punt with 3:18 in the game, the Bulldogs drove to their own 45-yard line, but the Ichabods' senior LB Terrell Cobb picked off Long's pass at the Washburn 43 to end the threat and wrap up the game.

Brill passed for 249 yards and one touchdown. On defense, senior LB Grant Gould led the Ichabods with 13 tackles. He also has a tackle

for loss, a pass break up and an interception he returned for 26 yards. Junior DB Fletcher Terrell and senior LB Mike Gonzalez each had nine tackles.

Long was 27-of-51 for 276 yards, three interceptions and one touchdown. Junior WR James Perry had eight catches for 52 yards. Senior DB Jason Douglas led Truman with 10 tackles (five solos), while junior LB Larry Giglio had an interception and a fumble forced and recovered.

The Ichabods outgained the Bulldogs, 418-370, despite running 10 less plays.

Truman State 14
No. 13 Washburn 21

Oct. 15, 2005 • Topeka, Kan.
Yager Stadium • Attendance: 6,734

Washburn

Rushing	No	Gain	Loss	Net	TD	Lg	Avg
Hearn, Trent	27	179	1	178	2	76	6.6
Bland, Rawshawn	2	8	0	8	0	6	4.0
Mosley, Ra Shawn	1	4	0	4	0	4	4.0
Odupitan, Mike	1	0	0	0	0	0	0.0
TM-Ichabods	2	0	3	-3	0	0	-1.5
Brill, Jordan	3	1	19	-18	0	1	-6.0
Totals...	36	192	23	169	2	76	4.7

Passing	Att	Cmp	Int	Yds	TD	Long	Sack
Brill, Jordan	39	19	2	249	1	28	2
Totals...	39	19	2	249	1	28	2

Receiving	No.	Yds	TD	Long
Lehman, Cason	6	68	0	21
Odupitan, Mike	5	79	1	28
Gardiner, Aaron	3	56	0	26
Scott, Jeff	3	38	0	15
Lebahn, Jake	1	8	0	8
Hearn, Trent	1	0	0	0
Totals...	19	249	1	28

Punting	No.	Yds	Avg	Long	In20	TB
Massey, Curtis	6	215	35.8	44	3	0
Totals...	6	215	35.8	44	3	0

All Returns	Punts			Kickoffs			Intercepts		
	No	Yds	Lg	No	Yds	Lg	No	Yds	Lg
Beck, Erin	0	0	0	0	0	0	1	0	0
Tetuan, Jarod	4	56	17	1	7	7	0	0	0
Gould, Grant	0	0	0	0	0	0	1	26	26
Cobb, Terrell	0	0	0	0	0	0	1	1	1
Terrell, Fletcher	1	1	1	1	4	4	0	0	0
Totals...	5	57	17	2	11	7	3	27	26

Field Goals	Player	Time	Yds	Result
Sabel, Connor	2nd	09:41	38	Missed

Truman

Rushing	No	Gain	Loss	Net	TD	Lg	Avg
Levenson, Jerard	29	122	5	117	1	18	4.0
Patnode, Michael	1	4	0	4	0	4	4.0
Long, Michael	4	0	27	-27	0	0	-6.8
Totals...	34	126	32	94	1	18	2.8

Passing	Att	Cmp	Int	Yds	TD	Long	Sack
Long, Michael	51	27	3	276	1	43	4
Totals...	51	27	3	276	1	43	4

Receiving	No.	Yds	TD	Long
Perry, James	8	52	0	22
Amundson, Jeff	6	48	0	16
Bonner, Ryan	3	49	0	20
King, Ryan	3	37	0	18
Patnode, Michael	2	49	0	43
Walton, James	2	29	1	23
Levenson, Jerard	2	7	0	5
Henry, Phillip	1	5	0	5
Totals...	27	276	1	43

Punting	No.	Yds	Avg	Long	In20	TB
Kamphoefner, M.	8	354	44.2	60	2	1
Totals...	8	354	44.2	60	2	1

All Returns	Punts			Kickoffs			Intercepts		
	No	Yds	Lg	No	Yds	Lg	No	Yds	Lg
Douglas, Jason	3	15	9	3	71	45	0	0	0
Mayson, Josh	0	0	0	0	0	0	1	0	0
Terry, Chandler	0	0	0	1	13	13	0	0	0
Giglio, Larry	0	0	0	0	0	0	1	0	0
Totals...	3	15	9	4	84	45	2	0	0

Field Goals	Player	Time	Yds	Result
Kamphoefner, M.	1st	03:49	37	Blocked

Score by Quarters

Truman	0	7	7	0	14
Washburn	0	7	7	7	21

Scoring Summary

2nd Quarter

TSU 12:37 Walton, James 23 yd pass from Long, Michael
Kamphoefner, M. kick

WU 00:43 Odupitan, Mike 21 yd pass from Brill, Jordan
Sabel, Connor kick

3rd Quarter

TSU 05:31 Levenson, Jerard 1 yd run
Kamphoefner, M. kick

WU 03:04 Hearn, Trent 31 yd run
Sabel, Connor kick

4th Quarter

WU 12:45 Hearn, Trent 4 yd run
Sabel, Connor kick

Team Stats

	TSU	WU
FIRST DOWNS	20	20
Rushing	7	3
Passing	13	15
Penalty	0	2
NET YARDS RUSHING	94	169
Rushing Attempts	34	36
Average Per Rush	2.8	4.7
Yards Gained Rushing	126	192
NET YARDS PASSING	276	249
Completions-Attempts-Int	27-51-3	19-39-2
Average Per Completion	10.2	13.1
TOTAL OFFENSE YARDS	370	418
Total offense plays	85	75
Average Gain Per Play	4.4	5.6
Fumbles: Number-Lost	0-0	2-1
Penalties: Number-Yards	9-64	3-20
PUNTS-YARDS	8-354	6-215
Average Yards Per Punt	44.2	35.8
Net Yards Per Punt	34.6	33.3
Inside 20	2	3
KICKOFFS-YARDS	3-156	4-228
Average Yards Per Kickoff	52.0	57.0
Net Yards Per Kickoff	41.7	36.0
Touchbacks	1	0
Punt returns: Number-Yards-TD	3-15-0	5-57-0
Average Per Return	5.0	11.4
Kickoff returns: Number-Yds-TD	4-84-0	2-11-0
Average Per Return	21.0	5.5
Interceptions: Number-Yds-TD	2-0-0	3-27-0
Fumble Returns: Number-Yds-TD	0-0-0	0-0-0
Miscellaneous Yards	-3	0
Possession Time	33:46	26:14
Third-Down Conversions	7 of 19	4 of 15
Fourth-Down Conversions	1 of 3	1 of 2
Red-Zone Scores-Chances	1-2	1-2
Sacks By: Number-Yards	2-19	4-27
PAT Kicks	2-2	3-3
Field Goals	0-1	0-1




EMPORIA, Kan. - The No. 10 Washburn Ichabods tied a school record for single season wins as they improved to 8-1 with a 42-14 win over arch-rival Emporia State in the 102nd edition of the Turnpike Tussle. The Ichabods also won in Emporia for the first time since 1987, snapping a seven-game losing streak at Welch Stadium. Washburn improved to 8-1 with the win and 6-0 in the MIAA.

The Ichabods set the tone for the game early as they took the opening drive 80 yards in six plays as Jordan Brill hit Jake Lebahn for a 52-yard touchdown pass.

Another piece of history was written as Trent Hearn rushed for a 42-yard touchdown scamper. It was his 32nd of his career, snapping the school record of 31 held by Brandon Rainer. The drive took only :46 seconds and the Ichabods ran three plays covering 70 yards for the score.

Washburn built a 21-0 lead as Brandon Walker came in at quarterback and carried the ball 27 yards converting a two-play drive as Walker covered all 36 yards on the drive in two carries for the score.

The Hornets got on the board after a 16-play, 79-yard drive, helped impart by a Washburn pass interference penalty in the end zone keeping the ESU drive alive while cutting the Ichabod lead to 21-7 at the half.



Emporia State received the kickoff to open the second half, but fumbled the return and the Ichabods Aaron Hicks recovered, setting up the short field for Washburn. The Ichabods would score six plays later as Brill hit Mike Odupitan for the touchdown strike that covered 20 yards to push the Ichabods to a 28-7 lead.

After trading drives, the Ichabods' Eric Lawrence picked off an ESU pass attempt and Brill again hit Odupitan on a 10-yard reception and a 35-7 Ichabod lead with 5:56 left in the third quarter.

On the ensuing ESU drive, Fletcher Terrell intercepted his 14th pass of his career and returned it 66 yards for an Ichabod score putting the Ichabods up 42-7. His 14th interception passed A.C. Poynter on top of the Washburn record book.

The Hornets would add a late touchdown with 2:09 left in the game placing the final score at 42-14.

Hearn finished the day with 60 yards rushing on 11 carries. Brill was 9 of 15 for 170 and three touchdown passes. Odupitan had three catches for 59 yards and the two scoring strikes.

On defense, the Ichabods were led by Grant Gould who had 14 tackles, including nine solo stops and one tackle for loss.

No. 10 Washburn 42 Emporia State 14

Oct. 22, 2005 • Emporia, Kan.
Welch Stadium • Attendance: 6,678

Washburn						
Rushing	No	Gain	Loss	Net	TD	Lg Avg
Hearn,Trent	11	67	7	60	1	42 5.5
Walker,Brandon	7	40	7	33	1	27 4.7
Brown,Chris	3	26	0	26	0	13 8.7
McCann,Chris	5	18	3	15	0	8 3.0
Patterson,A.J.	4	15	1	14	0	6 3.5
Bland,Rawshawn	2	6	0	6	0	5 3.0
Brill,Jordan	2	2	1	1	0	0 0.5
TM-Ichabods	1	0	1	-1	0	-1 0
Totals...	35	174	20	154	2	42 4.4

Passing	Att	Cmp	Int	Yds	TD	Long	Sack
Brill,Jordan	15	9	0	170	3	52	1
Walker,Brandon	1	0	0	0	0	0	0
Totals...	16	9	0	170	3	52	1

Receiving	No.	Yds	TD	Long
Odupitan, Mike	3	59	2	29
Lebahn, Jake	2	72	1	52
Hearn, Trent	2	13	0	9
Bland, Rawshawn	1	14	0	14
Lehman, Cason	1	12	0	12
Totals...	9	170	3	52

Punting	No.	Yds	Avg	Long	In20	TB
Massey, Curtis	5	224	44.8	54	0	1
Totals...	5	224	44.8	54	0	1

All Returns	Punts			Kickoffs			Intercepts		
	No	Yds	Lg	No	Yds	Lg	No	Yds	Lg
Odupitan, Mike	0	0	0	1	25	25	0	0	0
Lehman, Cason	3	21	14	0	0	0	0	0	0
Lawrence, Eric	0	0	0	0	0	0	1	0	0
Terrell, Fletcher	0	0	0	0	0	0	1	66	66
Totals...	3	21	14	1	25	25	2	66	66

Field Goals
None

Emporia State						
Rushing	No	Gain	Loss	Net	TD	Lg Avg
Ko,Seville	24	94	8	86	1	14 3.6
Whitworth,Justi	9	43	9	34	0	16 3.8
Hulings,Ryan	4	31	0	31	0	18 7.8
Henry,ElRay	12	29	0	29	1	9 2.4
Weems,Brandon	0	3	0	3	0	0 0.0
Totals...	49	200	17	183	2	18 3.7

Passing	Att	Cmp	Int	Yds	TD	Long	Sack
Whitworth,Justi	21	12	2	121	0	40	1
Totals...	21	12	2	121	0	40	1

Receiving	No.	Yds	TD	Long
Martin,Matt	3	32	0	22
Hulings,Ryan	2	50	0	40
Richard,JJ	2	23	0	13
Schoenfeld,Scot	2	10	0	7
Olivier,Trent	2	10	0	6
Ko,Seville	1	-4	0	0
Totals...	12	121	0	40

Punting	No.	Yds	Avg	Long	In20	TB
Torres,Johnny	7	249	35.6	48	1	0
Totals...	7	249	35.6	48	1	0

All Returns	Punts			Kickoffs			Intercepts		
	No	Yds	Lg	No	Yds	Lg	No	Yds	Lg
Hulings,Ryan	3	36	16	6	114	27	0	0	0
Totals...	3	36	16	6	114	27	0	0	0

Field Goals
Edwards,Jeff 1st 00:46 46 yds Missed

Score by Quarters

Washburn	14	7	21	0	42
Emporia State	0	7	0	7	14

Scoring Summary

1st Quarter

WU 12:35 Lebahn,Jake 52 yd pass from Brill,Jordan
Sabel,Connor kick

WU 00:00 Hearn,Trent 42 yd run
Sabel,Connor kick

2nd Quarter

WU 12:19 Walker,Brandon 27 yd run
Sabel,Connor kick

ESU 05:56 Henry,ElRay 2 yd run
Edwards,Jeff kick

3rd Quarter

WU 12:22 Odupitan, Mike 20 yd pass from Brill,Jordan
Sabel,Connor kick

WU 05:55 Odupitan, Mike 10 yd pass from Brill,Jordan
Sabel,Connor kick

WU 03:19 Terrell,Fletche 66 yd interception return
Sabel,Connor kick

4th Quarter

ESU 02:09 Ko,Seville 1 yd run
Edwards,Jeff kick

Team Stats

	WU	ESU
FIRST DOWNS	16	18
Rushing	6	8
Passing	8	6
Penalty	2	4
NET YARDS RUSHING	154	183
Rushing Attempts	35	49
Average Per Rush	4.4	3.7
Yards Gained Rushing	174	200
Yards Lost Rushing	20	17
NET YARDS PASSING	170	121
Completions-Attempts-Int	9-16-0	12-21-2
Average Per Attempt	10.6	5.8
Average Per Completion	18.9	10.1
TOTAL OFFENSE YARDS	324	304
Total offense plays	51	70
Average Gain Per Play	6.4	4.3
Fumbles: Number-Lost	2-1	3-1
Penalties: Number-Yards	10-81	10-101
PUNTS-YARDS	5-224	7-249
Average Yards Per Punt	44.8	35.6
Net Yards Per Punt	33.6	32.6
KICKOFFS-YARDS	7-446	3-135
Average Yards Per Kickoff	63.7	45.0
Punt returns: Number-Yards-TD	3-21-0	3-36-0
Average Per Return	7.0	12.0
Kickoff returns: Number-Yds-TD	1-25-0	6-114-0
Average Per Return	25.0	19.0
Interceptions: Number-Yds-TD	2-66-1	0-0-0
Fumble Returns: Number-Yds-TD	0-0-0	0-0-0
Miscellaneous Yards	0	0
Possession Time	24:28	35:26
Third-Down Conversions	2 of 9	5 of 16
Fourth-Down Conversions	0 of 0	2 of 2
Red-Zone Scores-Chances	2-2	2-2
Sacks By: Number-Yards	1-7	1-1
PAT Kicks	6-6	2-2
Field Goals	0-0	0-1

ABOUT WU

COACHES

PLAYERS

OPPONENTS

REVIEW

RECORDS

HISTORY

GAME 9 VS EMPORIA STATE



ABOUT WU
COACHES
PLAYERS
OPPONENTS
REVIEW
RECORDS
HISTORY

GAME 10 VS MISSOURI SOUTHERN

TOPEKA -- The No. 6 Washburn Ichabods improved to 9-1 and 7-0 in the MIAA with their 49-35 win over Missouri Southern. With the win, the Ichabods clinched at least a share of the MIAA title.

The Ichabods jumped on the Lions as they scored touchdowns on five of its first six possessions. The first two coming on Trent Hearn runs of 3- and 24-yards.


Brandon Walker came in at quarterback and guided the Ichabods on a 10-play, 64-yard drive as he ran 11 yards for a touchdown to put the Ichabods up 21-0 with 14:12 to go in the second quarter.

Hearn rushed for his third touchdown of the afternoon on a 4-yard run. Hearn would not carry the ball the rest of the game as he would finish with 122 yards on eight carries and the three touchdowns playing only one quarter and 3:40 of the second quarter. Hearn also raised his season total to 1,035 yards becoming only the fourth Ichabod to rush for more than 1,000 yards in a single season and the first Ichabod to do it twice in a career.

Rawshawn Bland capped a 9-play, 95-yard drive that put the 'Bods up 35-0 entering halftime.

The Lions jumped on the board as Dartan Johnson scored on a 5-yard run. A.J. Patterson scored on a 16-yard pass from Jordan Brill to push the Ichabods back to a 42-7 lead with 4:41 left in the third quarter.

The Lions scored again as Jamison Hummel pulled



down an Adam Hinspeter pass from seven yards out.

Washburn's Chris Brown, who played both defense and offense for the second straight week, scored on a 6-yard run to wrap up the Ichabod scoring. Brown finished with a game-high 129 yards on the ground on 17 carries.

Southern scored on a 17-yard run by Ronnell Newman and added two more scores within 2:12 of one another as they blocked two punts inside the Ichabod 20 and converted them both for two touchdowns.

The Ichabods as a team rushed for 382 yards with Brown's 129, Hearn's 122 and Walker's 99 yards leading the way. The 382 yards tied a school record for most yards on the ground for a Washburn team. The last time the Ichabods had two 100 yard rushers was on Oct. 22, 1994 in a 60-28 loss to Missouri Western. Joe Schartz had 17 carries for 104 yards and Nick Cummings had 21 carries for 122 yards.

Brill was 10 for 18 with 1 touchdown and 201 yards passing. Cason Lehman had three receptions for 72 yards to lead all receivers.

Mike Gonzalez led the Ichabods with 12 tackles. Fletcher Terrell had two interceptions and one solo tackle.

Overall, the Ichabods outgained the Lions 583 to 441 overall and 382 to 148 on the ground.

Score by Quarters					
Missouri Southern	0	0	14	21	35
Washburn	14	21	7	7	49

Scoring Summary	
1st Quarter	
WU	13:45 Hearn, Trent 3 yd run Sabel, Connor kick
WU	09:28 Hearn, Trent 24 yd run Sabel, Connor kick
2nd Quarter	
WU	14:12 Walker, Brandon 11 yd run Sabel, Connor kick
WU	10:20 Hearn, Trent 4 yd run Sabel, Connor kick
WU	04:22 Bland, Rawshawn 3 yd run Sabel, Connor kick
3rd Quarter	
MSSU	07:51 Johnson, Dartan. 5 yd run McBride, Shane kick
WU	04:41 Patterson, A.J. 16 yd pass from Brill, Jordan Sabel, Connor kick
MSSU	01:32 Hummel, Jamison 7 yd pass from Hinspeter, Adam McBride, Shane kick
4th Quarter	
WU	12:14 Brown, Chris 6 yd run Sabel, Connor kick
MSSU	10:05 Newman, Ronnell 17 yd run McBride, Shane kick
MSSU	07:29 Mason, Tedaryl 14 yd pass from Emert, Nathan McBride, Shane kick failed
MSSU	05:17 Emert, Nathan 2 yd run McBride, Shane rush

Team Stats		
	MSSU	WU
FIRST DOWNS	23	28
Rushing	10	19
Passing	12	9
Penalty	1	0
NET YARDS RUSHING	148	382
Rushing Attempts	30	57
Average Per Rush	4.9	6.7
NET YARDS PASSING	293	201
Completions-Attempts-Int	25-38-2	10-18-0
Average Per Completion	11.7	20.1
TOTAL OFFENSE YARDS	441	583
Total offense plays	68	75
Average Gain Per Play	6.5	7.8
Fumbles: Number-Lost	2-0	2-0
Penalties: Number-Yards	9-70	7-51
PUNTS-YARDS	4-151	4-111
Average Yards Per Punt	37.8	27.8
Net Yards Per Punt	31.0	20.2
KICKOFFS-YARDS	6-341	8-481
Average Yards Per Kickoff	56.8	60.1
Net Yards Per Kickoff	39.8	44.5
Touchbacks	4	4
Punt returns: Number-Yards-TD	2-10-0	3-27-0
Average Per Return	5.0	9.0
Kickoff returns: Number-Yds-TD	4-45-0	1-22-0
Average Per Return	11.2	22.0
Interceptions: Number-Yds-TD	0-0-0	2-16-0
Fumble Returns: Number-Yds-TD	0-0-0	0-0-0
Miscellaneous Yards	0	0
Possession Time	26:42	33:18
Third-Down Conversions	3 of 10	7 of 13
Fourth-Down Conversions	0 of 2	2 of 2
Red-Zone Scores-Chances	5-6	6-7
Sacks By: Number-Yards	3-29	0-0
PAT Kicks	3-4	7-7
Field Goals	0-0	0-0

Missouri Southern 35
No. 6 Washburn 49

Oct. 29, 2005 • Topeka, Kan.
Yager Stadium • Attendance: 4,825

Washburn							
Rushing	No	Gain	Loss	Net	TD	Lg	Avg
Brown, Chris	17	131	2	129	1	26	7.6
Hearn, Trent	8	122	0	122	3	66	15.2
Walker, Brandon	11	104	5	99	1	16	9.0
Patterson, A.J.	7	35	0	35	0	13	5.0
Bland, Rawshawn	3	16	0	16	1	8	5.3
McCann, Chris	5	11	0	11	0	5	2.2
Gardiner, Aaron	1	3	0	3	0	3	3.0
TM-Ichabods	1	0	1	-1	0	0	-1.0
Brill, Jordan	2	0	12	-12	0	0	-6.0
Mangino, Tommy	2	0	20	-20	0	0	-10.0
Totals...	57	422	40	382	6	66	6.7

Passing	Att	Cmp	Int	Yds	TD	Long	Sack
Brill, Jordan	18	10	0	201	1	42	1
Mangino, Tommy	0	0	0	0	0	0	2
Totals...	18	10	0	201	1	42	3

Receiving	No.	Yds	TD	Long
Lehman, Cason	3	72	0	42
Scott, Jeff	2	60	0	35
Odupitan, Mike	2	33	0	19
Gardiner, Aaron	1	19	0	19
Patterson, A.J.	1	16	1	16
Bland, Rawshawn	1	1	0	1
Totals...	10	201	1	42

Punting	No.	Yds	Avg	Long	In20	TB
Massey, Curtis	2	111	55.5	85	0	1
TM-Ichabods	2	0	0.0	0	0	0
Totals...	4	111	27.8	85	0	1

Punts							Kickoffs			Intercepts		
All Returns	No	Yds	Lg	No	Yds	Lg	No	Yds	Lg	No	Yds	Lg
Lehman, Cason	1	10	10	0	0	0	0	0	0	0	0	0
Terrell, Fletcher	2	17	11	0	0	0	2	16	10			
Walker, Brandon	0	0	0	1	22	22	0	0	0			
Totals...	3	27	11	1	22	22	2	16	10			

Field Goals
None

Missouri Southern							
Rushing	No	Gain	Loss	Net	TD	Lg	Avg
Newman, Ronnell	8	64	0	64	1	17	8.0
Johnson, Dartan.	13	54	1	53	1	13	4.1
Hinspeter, Adam	7	33	10	23	0	12	3.3
Bado, Colin	1	6	0	6	0	6	6.0
Emert, Nathan	1	2	0	2	1	2	2.0
Totals...	30	159	11	148	3	17	4.9

Passing	Att	Cmp	Int	Yds	TD	Long	Sack
Hinspeter, Adam	36	24	2	279	1	63	0
Emert, Nathan	2	1	0	14	1	14	0
Totals...	38	25	2	293	2	63	0

Receiving	No.	Yds	TD	Long
Bado, Colin	7	71	0	27
Johnson, Dartan.	6	56	0	18
Newman, Ronnell	5	57	0	18
Bromley, Dustin	2	67	0	63
Mason, Tedaryl	2	25	1	14
Farrell, Matt	2	10	0	7
Hummel, Jamison	1	7	1	7
Totals...	25	293	2	63


Punting	No.	Yds	Avg	Long	In20	TB
Hawkins, Brandon	4	151	37.8	43	0	0
Totals...	4	151	37.8	43	0	0

Punts							Kickoffs			Intercepts		
All Returns	No	Yds	Lg	No	Yds	Lg	No	Yds	Lg	No	Yds	Lg
Chapman, Jordan	2	10	0	0	0	0	0	0	0	0	0	0
Wyatt, Keith	0	0	0	1	3	0	0	0	0			
Hughes, Ricky	0	0	0	2	18	12	0	0	0			
Brown, Travis	0	0	0	1	24	24	0	0	0			
Totals...	2	10	0	4	45	24	0	0	0			

Field Goals
None



ST. JOSEPH, Mo. - The No. 5 Washburn Ichabods finished up the regular season in heartbreaking fashion as they fell 28-21 in overtime at Missouri Western. However, with Central Missouri's 83-21 win over Pittsburg State, the Ichabods will not share the MIAA title as the Ichabods finished the conference slate with a 7-1 record. It is the first conference title of any kind for the Washburn football program since the 1983 team won the CSIC championship.



period and two other turnovers inside the Griffon 30 yard line.

Hearn rushed for 107 yards on 23 carries raising his season total to 1,142 yards, trailing Dino DeLisa on the single-season record book, who had 1,185 in 1983.

Jordan Brill became Washburn's single season record holder in passing yards lifting his total to 2,479 yards, passing Barry Griffith's mark of

2,338 in 1988. The Ichabods jumped out to an early 14-0 lead 3:15 into the game as Trent Hearn rushed for his 17th and 18th touchdowns of the season. The Griffons would cut the score to 14-7 and eventually tie the score midway through the second quarter.

On defense, the Ichabods were led by Mike Gonzalez and Adam Ewy who each had 14 tackles. Grant Gould had 11 including, eight solo tackles. Fletcher Terrell had eight tackles including an interception and three pass break ups giving him 58 for his career, setting a new NCAA Division II record for the most in a career. He passed Rob Keefe of Mercyhurst who had 56 for his career.

The Ichabods committed five turnovers, including an interception in the overtime

Score by Quarters					
Washburn	14	0	7	0	0 21
Missouri Western	7	7	7	0	7 28
Scoring Summary					
1st Quarter					
WU	13:45	Hearn, Trent	2 yd run		
		Sabel, Connor	kick		
WU	11:45	Hearn, Trent	5 yd run		
		Sabel, Connor	kick		
MWSU	05:58	Burton, Michael	5 yd run		
		Walling, Robbie	kick		
2nd Quarter					
MWSU	07:09	Burton, Michael	4 yd run		
		Walling, Robbie	kick		
3rd Quarter					
MWSU	10:46	Brooks, Jarrett	7 yd run		
		Walling, Robbie	kick		
WU	02:49	Hearn, Trent	1 yd run		
		Sabel, Connor	kick		
Overtime					
MWSU	00:00	Brooks, Jarrett	9 yd pass from Burton, Michael		
		Walling, Robbie	kick		

Team Stats		WU	MWSU
FIRST DOWNS			
Rushing		8	10
Passing		7	9
Penalty		1	2
NET YARDS RUSHING			
Rushing Attempts		146	201
Average Per Rush		43	53
Average Per Rush		3.4	3.8
Yards Gained Rushing		174	225
Yards Lost Rushing		28	24
NET YARDS PASSING			
Completions-Attempts-Int		10-22-3	16-27-1
Average Per Attempt		6.8	8.5
Average Per Completion		14.9	14.4
TOTAL OFFENSE YARDS			
Total offense plays		65	80
Average Gain Per Play		4.5	5.4
Fumbles: Number-Lost		3-2	4-2
Penalties: Number-Yards		10-64	3-25
PUNTS-YARDS			
Average Yards Per Punt		4-159	3-71
Net Yards Per Punt		39.8	23.7
Net Yards Per Punt		25.5	12.3
KICKOFFS-YARDS			
Average Yards Per Kickoff		4-182	4-194
Average Yards Per Kickoff		45.5	48.5
Net Yards Per Kickoff		36.8	25.2
Punt returns: Number-Yards-TD		2-34-0	3-37-0
Average Per Return		17.0	12.3
Kickoff returns: Number-Yds-TD		4-93-0	1-15-0
Average Per Return		23.2	15.0
Interceptions: Number-Yds-TD		1-0-0	3-21-0
Fumble Returns: Number-Yds-TD		0-0-0	0-0-0
Miscellaneous Yards		0	0
Possession Time		24:34	35:26
Third-Down Conversions		6 of 11	9 of 17
Fourth-Down Conversions		0 of 0	0 of 2
Red-Zone Scores-Chances		3-4	4-7
Sacks By: Number-Yards		2-11	4-25
PAT Kicks		3-3	4-4
Field Goals		0-0	0-1

No. 5 Washburn 21
Missouri Western 28 OT
 Nov. 5, 2005 • St. Joseph, Mo.
 Spratt Stadium • Attendance: 3,987

Washburn										
Rushing	No	Gain	Loss	Net	TD	Lg	Avg			
Hearn, Trent	23	107	0	107	3	17	4.7			
Brown, Chris	5	30	0	30	0	17	6.0			
Walker, Brandon	7	25	3	22	0	7	3.1			
Bland, Rawshawn	2	3	0	3	0	3	1.5			
Brill, Jordan	6	9	25	-16	0	5	-2.7			
Totals...	43	174	28	146	3	17	3.4			
Passing	Att	Cmp	Int	Yds	TD	Long	Sack			
Brill, Jordan	22	10	3	149	0	28	3			
Walker, Brandon	0	0	0	0	0	0	1			
Totals...	22	10	3	149	0	28	4			
Receiving	No.	Yds	TD	Long						
Lehman, Cason	5	94	0	28						
Scott, Jeff	2	36	0	20						
Lebahn, Jake	2	9	0	5						
Odupitan, Mike	1	10	0	10						
Totals...	10	149	0	28						
Punting	No.	Yds	Avg	Long	In20	TB				
Boswell, Ben	4	159	39.8	46	1	1				
Totals...	4	159	39.8	46	1	1				
Punts Kickoffs Intercepts										
All Returns	No	Yds	Lg	No	Yds	Lg	No	Yds	Lg	
Lehman, Cason	1	10	10	0	0	0	0	0	0	0
Lebahn, Jake	1	24	0	0	0	0	0	0	0	0
Stuckey, Calvin	0	0	0	1	13	13	0	0	0	0
Gardiner, Aaron	0	0	0	1	12	12	0	0	0	0
Terrell, Fletcher	0	0	0	2	68	72	1	0	0	0
Totals...	2	34	10	4	93	72	1	0	0	0
Field Goals None										

Missouri Western										
Rushing	No	Gain	Loss	Net	TD	Lg	Avg			
White, Jeremiah	36	175	2	173	0	20	4.8			
Burton, Michael	9	28	11	17	2	10	1.9			
Brooks, Jarrett	4	18	9	9	1	7	2.2			
Theus, LaMont	1	4	0	4	0	4	4.0			
Burns, Jamison	3	0	2	-2	0	0	-0.7			
Totals...	53	225	24	201	3	20	3.8			
Passing	Att	Cmp	Int	Yds	TD	Long	Sack			
Burton, Michael	27	16	1	230	1	43	2			
Totals...	27	16	1	230	1	43	2			
Receiving	No.	Yds	TD	Long						
Brooks, Jarrett	6	93	1	43						
Robinson, Gijon	3	32	0	12						
Hale, Brandon	2	41	0	37						
Burns, Jamison	1	28	0	28						
Harris, Joey	1	12	0	12						
Griffin, Matt	1	10	0	10						
Theus, LaMont	1	8	0	8						
White, Jeremiah	1	6	0	6						
Totals...	16	230	1	43						
Punting	No.	Yds	Avg	Long	In20	TB				
Team	1	0	0.0	0	0	0				
White, Jay	2	71	35.5	42	0	0				
Totals...	3	71	23.7	42	0	0				
Punts Kickoffs Intercepts										
All Returns	No	Yds	Lg	No	Yds	Lg	No	Yds	Lg	
Brooks, Jarrett	3	37	23	0	0	0	0	0	0	0
Stamps, Joseph	0	0	0	1	15	15	0	0	0	0
Day, Cedric	0	0	0	0	0	0	1	21	21	0
Carbin, Greg	0	0	0	0	0	0	2	0	0	0
Totals...	3	37	23	1	15	15	3	21	21	21
Field Goals Walling, Robbie 4th 08:00 25 yds Missed										

- ABOUT WU
- COACHES
- PLAYERS
- OPPONENTS
- REVIEW
- RECORDS
- HISTORY

GAME 11 VS MISSOURI WESTERN



ABOUT WU
COACHES
PLAYERS
OPPONENTS
REVIEW
RECORDS
HISTORY


GAME 12 VS NORTHWEST MISSOURI - NCAA SECOND ROUND

TOPEKA, — The Washburn Ichabods season came to an end in the second round of the NCAA Playoffs with a 42-32 loss to Northwest Missouri.

The Ichabods were down early as the Bearcats scored two touchdowns on their first four drives as the Ichabod were shutout until the 9:54 mark of the second quarter as Jordan Brill hooked up with Aaron Gardiner for a 45-yard touchdown pass capping a 5-play, 68-yard drive cutting the Bearcat lead to 28-7. The Bearcats would score on the following possession as Xavier Oman ran 70 yards to put Northwest up 35-7.

Washburn then came back with a 75 yard drive with Trent Hearn finishing the drive with a 1-yard touchdown run with 4:51 left in the second quarter. The Ichabods added three more points on a 35-yard Connor Sabel field goal with :16 left in the first half cutting the Bearcat lead to 35-17.

Northwest took the opening possession of



the second half and drove 83 yards in 11 plays for their final touchdown of the game with 11:03 remaining in the third quarter.

Brill and Mike Odupitan connected with each other for the final two touchdowns of the game. The first was a 30-yard strike and the second was a 15-yard reception that pulled the Ichabods within 10 at 42-32.

For the game, the Bearcats outgained

the Ichabods 494 to 372 as the Bearcats racked up 311 yards passing, the Ichabods passed for 296. On the ground, Northwest outgained the Ichabods 183 to 76.

Brill was 16 of 29 for 296 yards and 3 TD's, hitting Odupitan for five receptions and 118 with the two TD's to the senior. Hearn finished the game with 61 yards rushing and his season with 1,203 yards snapping a 22-year old school record held by Dino DeLisa who rushed for 1,185 during his sophomore season in 1983.

Score by Quarters

NW Missouri State	21	14	7	0	42
Washburn	0	17	7	8	32

Scoring Summary

1st Quarter

- NWMSU 11:59 Rector,Andre 39 yd pass from Lamberson,Josh (Frevert,Tommy kick)
- NWMSU 08:07 Omon,Xavier 2 yd run (Frevert,Tommy kick),
- NWMSU 02:41 Meyerkorth,J. 8 yd pass from Lamberson,Josh (Frevert,Tommy kick)

2nd Quarter

- NWMSU 12:35 Falkner,E.J. 74 yd pass from Lamberson,Josh (Frevert,Tommy kick)
- WU 09:54 Gardiner,Aaron 45 yd pass from Brill,Jordan (Sabel,Connor kick)
- NWMSU 08:58 Omon,Xavier 70 yd run (Frevert,Tommy kick)
- WU 04:51 Hearn,Trent 1 yd run (Sabel,Connor kick)
- WU 00:16 Sabel,Connor 35 yd field goal

3rd Quarter

- NWMSU 11:03 Wright,Kendall 8 yd pass from Lamberson,Josh (Frevert,Tommy kick)\
- WU 03:44 Odupitan,Mike 30 yd pass from Brill,Jordan (Sabel,Connor kick)

4th Quarter

- WU 02:41 Odupitan,Mike 15 yd pass from Brill,Jordan (Lehman,Cason pass from Brill,Jordan)

Team Stats

	Northwest Missouri	Washburn
FIRST DOWNS	18	20
Rushing	8	6
Passing	10	13
Penalty	0	1
NET YARDS RUSHING	183	76
Rushing Attempts	44	41
Average Per Rush	4.2	1.9
Yards Gained Rushing	204	126
Yards Lost Rushing	21	50
NET YARDS PASSING	311	296
Completions-Attempts-Int	17-27-0	16-29-1
Average Per Attempt	11.5	10.2
Average Per Completion	18.3	18.5
TOTAL OFFENSE YARDS	494	372
Total offense plays	71	70
Average Gain Per Play	7.0	5.3
Fumbles: Number-Lost	1-0	1-0
Penalties: Number-Yards	7-54	4-34
PUNTS-YARDS	4-118	5-158
Average Yards Per Punt	29.5	31.6
Net Yards Per Punt	18.8	28.4
KICKOFFS-YARDS	7-370	6-321
Average Yards Per Kickoff	52.9	53.5
Punt returns: Number-Yards-TD	2-16-0	2-23-0
Average Per Return	8.0	11.5
Kickoff returns: Number-Yds-TD	5-88-0	2-26-0
Average Per Return	17.6	13.0
Interceptions: Number-Yds-TD	1-0-0	0-0-0
Possession Time	31:34	28:26
Third-Down Conversions	9 of 16	5 of 14
Fourth-Down Conversions	0 of 2	0 of 2
Red-Zone Scores-Chances	3-5	3-4
Sacks By: Number-Yards	5-41	1-13
PAT Kicks	6-6	3-3
Field Goals	0-1	1-1

No. 21 Northwest Mo. 42
No. 12 Washburn 32

Nov. 19, 2005 • Topeka, Kan.
NCAA 2nd Round of Playoffs
Yager Stadium • Attendance: 7,089

Washburn

Rushing	No	Gain	Loss	Net	TD	Lg	Avg
Hearn,Trent	22	64	3	61	1	11	2.8
Mosley,Ra Shawn	11	47	6	41	0	10	3.7
Walker,Brandon	1	7	0	7	0	7	7.0
Odupitan,Mike	1	6	0	6	0	6	6.0
Brill,Jordan	6	2	41	-39	0	2	-6.5
Totals...	41	126	50	76	1	11	1.9

Passing	Att-Cmp-Int	Yds	TD	Long	Sack
Brill,Jordan	29-16-1	296	3	45	5
Totals...	29-16-1	296	3	45	5

Receiving	No.	Yds	TD	Long
Odupitan,Mike	5	118	2	36
Scott,Jeff	3	22	0	9
Gardiner,Aaron	2	74	1	45
Lebahn,Jake	2	44	0	31
Lehman,Cason	2	27	0	16
Bland,Rawshaw	2	11	0	12
Totals...	16	296	3	45

Punting	No.	Yds	Avg	Long	In20	TB
Massey,Curtis	5	158	31.6	45	0	0
Totals...	5	158	31.6	45	0	0

All Returns	No	Yds	Lg	No Yds	Lg	No Yds	Lg
Tetuan,Jarod	1	2	2	0	0	0	0
Stuckey,Calvin	0	0	0	1	8	0	0
Terrell,Fletcher	1	21	21	1	18	0	0
Totals...	2	23	21	2	26	18	0

Field Goals

Sabel,Connor	2nd	00:16	35 yds	Good
--------------	-----	-------	--------	------

Northwest Missouri

Rushing	No	Gain	Loss	Net	TD	Lg	Avg
Omon,Xavier	37	173	7	166	2	70	4.5
Lamberson,Josh	6	31	13	18	0	8	3.0
TEAM	1	0	1	-1	0	0	-1.0
Totals...	44	204	21	183	2	70	4.2

Passing	Att-Cmp-Int	Yds	TD	Long	Sack
Lamberson,Josh	26-17-0	311	4	74	1
Lickteig,Gabe	1-0-0	0	0	0	0
Totals...	27-17-0	311	4	74	1

Receiving	No.	Yds	TD	Long
Rector,Andre	7	110	1	39
Wright,Kendall	3	36	1	22
Falkner,E.J.	2	83	1	74
Roberts,Daren	2	55	0	42
Herring,Mitch	1	16	0	16
Meyerkorth,J.	1	8	1	8
Peterson,Mike	1	3	0	3
Totals...	17	311	4	74

Punting	No.	Yds	Avg	Long	In20	TB
Lamberson,Josh	4	118	29.5	46	0	1
Totals...	4	118	29.5	46	0	1

All Returns	No	Yds	Lg	No Yds	Lg	No Yds	Lg
Wright,Kendall	2	16	15	1	17	0	0
Falkner,E.J.	0	0	0	2	37	24	0
Brisbane,Sydney	0	0	0	1	12	12	0
Williams,Kelly	0	0	0	0	0	1	0
Omon,Xavier	0	0	0	1	22	22	0
Totals...	2	16	15	5	88	24	0

Field Goals

Frevert,Tommy	4th	07:18	36 yds	Missed
---------------	-----	-------	--------	--------



2005 Results (9-2, 7-1 MIAA)

Date	Opponent	Score	Time	Attend
Aug 27	at #14 Colorado Mines	W 28-17	2:58	2143
Sep 03	WESTERN WASHINGTON	W 31-21	3:03	4765
Sep 10	*CENTRAL MO. ST.	W 42-27	3:06	5840
Sep 17	at Central Washington	L 42-48	3:26	3316
Sep 23	*at Southwest Baptist	W 56-21	3:15	1938
Oct 01	*#4 PITTSBURG STATE	WOT 35-34	3:15	6498
Oct 08	*#5 Norththwest Missouri	W 31-28	3:00	5494
Oct 15	*TRUMAN STATE	W 21-14	3:15	6734
Oct 22	*EMPORIA STATE	W 42-14	2:43	6678
Oct 29	*Missouri Southern	W 49-35	3:10	4825
Nov 05	*Missouri Western	LOT 21-28	2:50	3987
Nov 19	#\$21Northwest Missouri	L 32-42	3:01	7089

*MIAA Game

\$NCAA Second Round Playoff Game - Topeka, Kan.

Team Statistics

	WU	OPP
SCORING	430	329
Points Per Game	35.8	27.4
FIRST DOWNS	251	253
Rushing	103	111
Passing	128	119
Penalty	20	23
RUSHING YARDAGE	2178	1822
Yards gained rushing	2582	2202
Yards lost rushing	404	380
Rushing Attempts	499	489
Average Per Rush	4.4	3.7
Average Per Game	181.5	151.8
TDs Rushing	30	20
PASSING YARDAGE	2803	2924
Att-Comp-Int	304-171-13	403-242-21
Average Per Pass	9.2	7.3
Average Per Catch	16.4	12.1
Average Per Game	233.6	243.7
TDs Passing	24	23
TOTAL OFFENSE	4981	4746
Total Plays	803	892
Average Per Play	6.2	5.3
Average Per Game	415.1	395.5
KICK RETURNS: #-YARDS	41-887	52-921
PUNT RETURNS: #-YARDS	28-287	27-308
INT RETURNS: #-YARDS	21-256	13-103
KICK RETURN AVERAGE	21.6	17.7
PUNT RETURN AVERAGE	10.2	11.4
INT RETURN AVERAGE	12.2	7.9
FUMBLES-LOST	28-14	22-9
PENALTIES-YARDS	94-792	88-761
Average Per Game	66.0	63.4
PUNTS-YARDS	51-1810	56-1982
Average Per Punt	35.5	35.4
Net punt average	27.1	27.8
TIME OF POSSESSION/GAME	28:24	31:36
3RD-DOWN CONVERSIONS	58/148	72/180
3rd-Down Pct	39%	40%
4TH-DOWN CONVERSIONS	10/18	12/29
4th-Down Pct	56%	41%
SACKS BY-YARDS	29-198	31-236
MISC YARDS	0	20
TOUCHDOWNS SCORED	60	44
FIELD GOALS-ATTEMPTS	3-7	6-12
PAT-ATTEMPTS	59-59	37-39
ATTENDANCE	35751	23556
Games/Avg Per Game	6/5958	6/3926

SCORE BY QUARTERS	1st	2nd	3rd	4th	OT	Total
Washburn	115	129	98	81	7	430
Opponents	68	93	85	70	13	329

Offensive Statistics

Rushing	GP	Att	Gain	Loss	Net	Avg	TD	Long	Avg/G
Hearn,Trent	12	224	1232	29	1203	5.4	20	76	100.2
Mosley,Ra'Shawn	8	78	466	23	443	5.7	4	32	55.4
Walker,Brandon	10	57	401	53	348	6.1	3	78	34.8
Brown,Chris	12	25	187	2	185	7.4	1	26	15.4
Patterson,A.J.	6	20	125	2	123	6.2	0	53	20.5
Bland,Rawshaw	12	12	42	0	42	3.5	2	8	3.5
McCann,Chris	5	12	39	3	36	3.0	0	10	7.2
Odupitan,Mike	12	7	24	4	20	2.9	0	9	1.7
Tetuan,Jarod	9	1	4	0	4	4.0	0	4	0.4
Gardiner,Aaron	12	1	3	0	3	3.0	0	3	0.2
Mangino,Tommy	4	3	2	20	-18	-6.0	0	2	-4.5
TM-Ichabods	8	14	0	66	-66	-4.7	0	0	-8.2
Brill,Jordan	12	45	57	202	-145	-3.2	0	8	-12.1
Total	12	499	2582	404	2178	4.4	30	78	181.5
Opponents	12	489	2202	380	1822	3.7	20	70	151.8

PASSING	G	Effic	Att-Cmp-Int	Pct	Yds	TD	Lng	Avg/G
Brill,Jordan	12	152.96	168-297-13	56.6	2775	24	82	231.2
Walker,Brandon	10	119.87	2-3-0	66.7	19	0	14	1.9
TM-Ichabods	8	0.00	0-2-0	0.0	0	0	0	0.0
Mangino,Tommy	4	87.80	1-2-0	50.0	9	0	9	2.2
Total	12	151.20	171-304-13	56.2	2803	24	82	233.6
Opponents	12	129.41	242-403-21	60.0	2924	23	81	243.7

RECEIVING	G	No.	Yds	Avg	TD	Long	Avg/G
Odupitan,Mike	12	47	857	18.2	8	45	71.4
Lehman,Cason	12	39	524	13.4	2	42	43.7
Lebahn,Jake	12	19	372	19.6	5	52	31.0
Scott,Jeff	12	18	324	18.0	2	57	27.0
Gardiner,Aaron	12	10	194	19.4	1	45	16.2
Bland,Rawshaw	12	9	73	8.1	0	17	6.1
Sissom,Sam	2	7	231	33.0	3	82	115.5
Tetuan,Jarod	9	7	141	20.1	2	49	15.7
Mosley,Ra'Shawn	8	7	27	3.9	0	14	3.4
Hearn,Trent	12	5	34	6.8	0	11	2.8
Patterson,A.J.	6	1	16	16.0	1	16	2.7
Walker,Brandon	10	1	7	7.0	0	7	0.7
McCann,Chris	5	1	3	3.0	0	3	0.6
Total	12	171	2803	16.4	24	82	233.6
Opponents	12	242	2924	12.1	23	81	243.7

PUNT RETURNS	No.	Yds	Avg	TD	Long
Tetuan,Jarod	10	110	11.0	0	20
Terrell,Fletcher	6	53	8.8	0	21
Lehman,Cason	6	49	8.2	0	14
Mosley,Ra'Shawn	3	19	6.3	0	15
Lebahn,Jake	1	39	39.0	1	15
Brown,Chris	1	10	10.0	0	0
Sissom,Sam	1	7	7.0	0	7
Total	28	287	10.2	1	21
Opponents	27	308	11.4	0	50

INTERCEPTIONS	No.	Yds	Avg	TD	Long
Terrell,Fletcher	8	113	14.1	2	66
Beck,Erin	2	-1	-0.5	0	0
Gould,Grant	2	52	26.0	1	26
Bull,Nick	2	12	6.0	0	12
Stuckey,Calvin	2	71	35.5	0	55
Looney,Josh	1	4	4.0	0	4
Huenefeld,Cody	1	2	2.0	0	2
Cobb,Terrell	1	1	1.0	0	1
Lawrence,Eric	1	0	0.0	0	0
Neal,Aaron	1	2	2.0	0	2
Total	21	256	12.2	3	66
Opponents	13	103	7.9	1	37

ABOUT WU

COACHES

PLAYERS

OPPONENTS

REVIEW

RECORDS

HISTORY

2005 ICHABOD SEASON TEAM AND INDIVIDUAL STATS



Game By Game Interception Returns

	No-Yds	CSM	WWU	CMSU	CWU	SBU	PSU	NWMSU	TSU	ESU	MSSU	MWSU	NWMSU
Terrell,Fletche	8-113	2-0	1-23	-	-	1-8	-	-	-	1-66	2-16	1-0	-
Gould,Grant	2-52	-	-	-	-	1-26	-	-	1-26	-	-	-	-
Stuckey,Calvin	2-71	1-16	-	-	-	-	1-55	-	-	-	-	-	-
Beck,Erin	2--1	1--1	-	-	-	-	-	-	1-0	-	-	-	DNP
Bull,Nick	2-12	-	-	1-12	-	-	1-0	-	-	-	-	-	-
Lawrence,Eric	1-0	-	-	-	-	-	-	-	-	1-0	-	-	-
Neal,Aaron	1-2	-	-	-	-	-	-	1-2	-	-	-	-	-
Looney,Josh	1-4	-	-	-	-	1-4	-	-	-	-	-	-	-
Cobb,Terrell	1-1	-	-	-	-	-	-	-	1-1	-	-	-	-
Huenefeld,Cody	1-2	-	-	-	-	-	-	1-2	-	-	-	-	-

Game By Game Sacks

	UA-A	TOT	CSM	WWU	CMSU	CWU	SBU	PSU	NWMSU	TSU	ESU	MSSU	MWSU	NWMSU
Lawrence,Eric	2-4	6	1-1	-	-	-	1-7	1-3	-	1-3	1-7	-	1-1	-
Gould,Grant	4-2	6	2-15	-	1-11	2-6	1-10	-	-	-	-	-	-	-
Huenefeld,Cody	2-2	4	-	-	-	1-4	-	-	1-2	1-4	-	-	-	1-13
Lewis,Trey	3-1	4	-	1-7	-	-	-	-	3-26	-	-	-	-	-
Hemmerling,Zach	1-2	3	-	1-6	-	-	1-7	-	-	1-3	-	-	-	-
Tossie,Sam	2-1	3	DNP	DNP	-	2-10	-	-	1-15	-	-	-	-	-
Looney,Josh	2-1	3	1-1	-	-	-	-	-	1-5	1-7	-	-	-	-
King,Andre	2-0	2	-	-	DNP	-	-	-	DNP	1-6	-	-	1-9	-
Sims,Roy	2-0	2	-	1-2	1-1	-	-	-	DNP	DNP	DNP	DNP	DNP	DNP
Moyer,Dustin	1-1	2	2-1	-	DNP	DNP	DNP	DNP	DNP	DNP	DNP	DNP	DNP	DNP
Cobb,Terrell	1-0	1	-	-	-	-	-	1-0	-	-	-	-	-	-
Neal,Aaron	0-1	1	-	-	-	-	-	-	-	1-4	-	-	-	-
Gonzalez,Mike	0-1	1	-	-	-	-	-	-	-	-	-	-	1-1	-

Game By Game Tackles for Loss

	UA-A	TOT	CSM	WWU	CMSU	CWU	SBU	PSU	NWMSU	TSU	ESU	MSSU	MWSU	NWMSU
Gonzalez,Mike	5-10	15	-	-	1-1	2-5	2-2	-	3-4	-	1-4	-	5-4	1-1
Gould,Grant	7-8	15	2-15	-	1-11	3-8	4-12	-	-	1-1	1-3	1-3	1-0	1-0
Lawrence,Eric	4-7	11	1-1	-	3-7	-	2-8	2-4	-	1-3	1-7	-	1-1	-
Huenefeld,Cody	6-4	10	2-12	-	1-0	2-8	-	-	1-2	1-4	-	1-0	-	2-14
Lewis,Trey	5-3	8	-	1-7	-	-	1-1	-	4-28	-	1-2	-	1-1	-
Tossie,Sam	4-3	7	DNP	DNP	1-1	2-10	-	-	2-16	1-1	-	-	-	1-4
Looney,Josh	4-2	6	1-1	-	2-7	-	1-4	-	1-5	1-7	-	-	-	-
Neal,Aaron	2-4	6	-	-	1-1	-	1-0	-	-	1-4	-	3-10	-	-
King,Andre	4-1	5	-	1-15	DNP	1-1	-	-	DNP	1-6	-	-	2-10	-
Sims,Roy	2-1	3	-	1-2	2-2	-	-	-	DNP	DNP	DNP	DNP	DNP	DNP
Hemmerling,Zach	1-2	3	-	1-6	-	-	1-7	-	-	1-3	-	-	-	-
Cobb,Terrell	2-1	3	-	-	-	-	1-0	-	-	1-2	-	-	-	1-1
Eisenbarth,Eric	1-1	2	-	-	-	-	-	DNP	-	1-1	1-3	-	-	-
Moyer,Dustin	1-1	2	2-1	-	DNP	DNP	DNP	DNP	DNP	DNP	DNP	DNP	DNP	DNP
Talley,Henry	1-0	1	-	-	-	-	1-5	-	-	-	-	-	-	-
Lebahn,Jake	1-0	1	-	1-16	-	-	-	-	-	-	-	-	-	-
Ewy,Adam	0-1	1	-	DNP	DNP	DNP	DNP	DNP	-	-	-	-	1-0	-
Terrell,Fletche	1-0	1	-	-	1-17	-	-	-	-	-	-	-	-	-
Bull,Nick	1-0	1	1-1	-	-	-	-	-	-	-	-	-	-	-
Beckford,Xavier	0-1	1	-	-	-	-	1-1	-	-	-	-	-	-	-
Stuckey,Calvin	1-0	1	-	-	-	-	-	-	1-1	-	-	-	-	-

Game By Game Tackles - Leaders

	UA-A	TOT	CSM	WWU	CMSU	CWU	SBU	PSU	NWMSU	TSU	ESU	MSSU	MWSU	NWMSU
Gould,Grant	58-70	128	5-7	3-7	6-5	6-6	3-9	5-5	2-6	5-8	9-5	2-3	8-3	4-6
Gonzalez,Mike	48-57	105	3-4	1-1	1-7	4-1	2-7	10-8	7-2	1-8	4-0	6-6	5-9	4-4
Neal,Aaron	36-33	69	2-3	0-3	4-5	3-2	2-1	7-3	0-2	4-3	4-2	5-3	2-3	3-3
Cobb,Terrell	26-32	58	2-5	4-7	0-1	1-2	3-2	1-1	3-2	2-2	5-2	3-3	0-3	2-2
Terrell,Fletche	37-21	58	1-3	3-2	3-1	2-1	5-0	5-0	5-2	4-5	0-1	1-0	6-2	2-4
Looney,Josh	24-32	56	0-2	3-2	2-5	1-3	2-4	1-2	1-4	5-3	2-0	3-3	2-1	2-3
Lawrence,Eric	21-30	51	2-7	0-1	1-3	-	4-4	4-3	0-2	1-2	3-1	2-1	1-3	3-3
Tetuan,Jarod	26-20	46	-	1-2	4-2	1-1	4-3	9-3	3-5	3-2	DNP	DNP	DNP	1-2
Lewis,Trey	22-23	45	1-1	4-1	1-4	1-1	1-3	1-3	4-2	-	3-3	3-0	0-2	3-3
Beck,Erin	11-27	38	2-3	2-8	1-6	1-3	1-2	0-1	-	2-2	0-1	1-1	1-0	DNP
Ewy,Adam	13-25	38	1-4	DNP	DNP	DNP	DNP	DNP	0-1	1-3	3-2	4-2	4-10	0-3

All Purpose Yards - Leaders

	TOT	CSM	WWU	CMSU	CWU	SBU	PSU	NWMSU	TSU	ESU	MSSU	MWSU	NWMSU
Hearn,Trent	1237	106	94	90	53	63	172	118	178	73	122	107	61
Odupitan,Mike	1189	103	190	111	130	105	115	105	79	84	33	10	124
Lehman,Cason	578	-	33	54	37	47	70	23	68	33	82	104	27
Terrell,Fletche	566	-	23	140	55	8	83	46	5	66	33	68	39
Mosley,Ra'Shawn	489	68	64	84	104	93	31	DNP	4	DNP	DNP	DNP	41
Lebahn,Jake	411	-	-	9	91	71	51	32	8	72	-	33	44
Walker,Brandon	377	DNP	81	38	19	40	17	-1	DNP	33	121	22	7
Tetuan,Jarod	349	16	73	27	87	29	28	24	63	DNP	DNP	DNP	2
Scott,Jeff	324	60	-	-	62	-	9	37	38	-	60	36	22
Sissom,Sam	238	231	7	DNP	DNP	DNP	DNP	DNP	DNP	DNP	DNP	DNP	DNP
Gardiner,Aaron	230	-	-	-	-	-	12	54	56	-	22	12	74

ICHABOD GAME BY GAME STATS

ABOUT WU
COACHES
PLAYERS
OPPONENTS
REVIEW
RECORDS
HISTORY



Individual Highs

Rushes	33	Hearn,Trent at NW Missouri State (Oct 08, 2005)
Yards Rushing	178	Hearn,Trent vs Truman (Oct 15, 2005)
TD Rushes	3	Hearn,Trent vs Pittsburg State (Oct 01, 2005)
		Hearn,Trent at NW Missouri State (Oct 08, 2005)
		Hearn,Trent vs Missouri Southern (Oct 29, 2005)
		Hearn,Trent at Missouri Western (Nov 05, 2005)
Long Rush	78	Walker,Brandon vs Western Washington (Sep 03, 2005)
Pass attempts	39	Brill,Jordan at Central Washington (Sep 17, 2005)
		Brill,Jordan vs Truman (Oct 15, 2005)
Pass completions	21	Brill,Jordan at Central Washington (Sep 17, 2005)
		Brill,Jordan at NW Missouri State (Oct 08, 2005)
Yards Passing	348	Brill,Jordan at Colorado Mines (Aug 27, 2005)
TD Passes	5	Brill,Jordan at Central Washington (Sep 17, 2005)
Long Pass	82	Brill,Jordan at Colorado Mines (Aug 27, 2005)
Receptions	7	Sissom,Sam at Colorado Mines (Aug 27, 2005)
Yards Receiving	231	Sissom,Sam at Colorado Mines (Aug 27, 2005)
TD Receptions	3	Sissom,Sam at Colorado Mines (Aug 27, 2005)
Long Reception	82	Sissom,Sam at Colorado Mines (Aug 27, 2005)
Field Goals	1	Sabel,Connor vs Western Washington (Sep 03, 2005)
		Sabel,Connor at NW Missouri State (Oct 08, 2005)
		Sabel,Connor vs NW Missouri State (Nov 19, 2005)
Long Field Goal	41	Sabel,Connor vs Western Washington (Sep 03, 2005)
Punts	6	Massey,Curtis vs Truman (Oct 15, 2005)
Punting Avg	55.5	Massey,Curtis vs Missouri Southern (Oct 29, 2005)
Long Punt	85	Massey,Curtis vs Missouri Southern (Oct 29, 2005)
Long Punt Return	21	Terrell,Fletcher vs NW Missouri State (Nov 19, 2005)
Long Kickoff Return	100	Terrell,Fletcher vs Central Mo. St. (Sep 10, 2005)
Tackles	18	Gonzalez,Mike vs Pittsburg State (Oct 01, 2005)
Sacks	3.0	Lewis,Trey at NW Missouri State (Oct 08, 2005)
Tackles For Loss	5.0	Gonzalez,Mike at Missouri Western (Nov 05, 2005)
Interceptions	2	Terrell,Fletcher at Colorado Mines (Aug 27, 2005)
		Terrell,Fletcher vs Missouri Southern (Oct 29, 2005)

Individual Long Plays

Long Rush	78*	Walker,Brandon vs Western Washington (Sep 03, 2005)
Long Pass	82*	Brill,Jordan at Colorado Mines (Aug 27, 2005)
Long Reception	82*	Sissom,Sam at Colorado Mines (Aug 27, 2005)
Long Field Goal	41	Sabel,Connor vs Western Washington (Sep 03, 2005)
Long Punt	85	Massey,Curtis vs Missouri Southern (Oct 29, 2005)
Long Punt Return	21	Terrell,Fletcher vs NW Missouri State (Nov 19, 2005)
Long Kickoff Return	100*	Terrell,Fletcher vs Central Mo. St. (Sep 10, 2005)

* Scored Touchdown on the play

Team Highs

Rushes	57	vs Missouri Southern (Oct 29, 2005)
Yards Rushing	382	vs Missouri Southern (Oct 29, 2005)
Yards Per Rush	6.7	vs Missouri Southern (Oct 29, 2005)
TD Rushes	6	vs Missouri Southern (Oct 29, 2005)
Pass attempts	40	at Central Washington (Sep 17, 2005)
Pass completions	22	at Central Washington (Sep 17, 2005)
Yards Passing	348	at Colorado Mines (Aug 27, 2005)
Yards Per Pass	13.9	at Colorado Mines (Aug 27, 2005)
TD Passes	5	at Central Washington (Sep 17, 2005)
Total Plays	78	at Central Washington (Sep 17, 2005)
Total Offense	583	vs Missouri Southern (Oct 29, 2005)
Yards Per Play	7.8	vs Missouri Southern (Oct 29, 2005)
Points	56	at Southwest Baptist (Sep 23, 2005)
Sacks By	5	at NW Missouri State (Oct 08, 2005)
First Downs	28	vs Missouri Southern (Oct 29, 2005)
Penalties	11	vs Western Washington (Sep 03, 2005)
		at Central Washington (Sep 17, 2005)
		at Southwest Baptist (Sep 23, 2005)
		at Central Washington (Sep 17, 2005)
Penalty Yards	110	vs Pittsburg State (Oct 01, 2005)
Turnovers	6	vs Missouri Southern (Oct 29, 2005)
Interceptions By	4	at Colorado Mines (Aug 27, 2005)

Opponent Highs

Rushes	62	at Southwest Baptist (Sep 23, 2005)
Yards Rushing	305	vs Pittsburg State (Oct 01, 2005)
Yards Per Rush	5.5	vs Pittsburg State (Oct 01, 2005)
TD Rushes	3	vs Pittsburg State (Oct 01, 2005)
		vs Missouri Southern (Oct 29, 2005)
		at Missouri Western (Nov 05, 2005)
		at Colorado Mines (Aug 27, 2005)
Pass attempts	53	at Colorado Mines (Aug 27, 2005)
Pass completions	32	at Colorado Mines (Aug 27, 2005)
Yards Passing	338	at Central Washington (Sep 17, 2005)
Yards Per Pass	11.5	vs NW Missouri State (Nov 19, 2005)
TD Passes	4	vs NW Missouri State (Nov 19, 2005)
Total Plays	86	vs Pittsburg State (Oct 01, 2005)
Total Offense	517	vs Pittsburg State (Oct 01, 2005)
Yards Per Play	7.0	vs NW Missouri State (Nov 19, 2005)
Points	48	at Central Washington (Sep 17, 2005)
Sacks By	5	vs NW Missouri State (Nov 19, 2005)
First Downs	34	vs Pittsburg State (Oct 01, 2005)
Penalties	12	at Central Washington (Sep 17, 2005)
Penalty Yards	117	at Southwest Baptist (Sep 23, 2005)
Turnovers	5	at Colorado Mines (Aug 27, 2005)
		vs Pittsburg State (Oct 01, 2005)
Interceptions By	3	vs Pittsburg State (Oct 01, 2005)
		at Missouri Western (Nov 05, 2005)

2005 Starting Lineups

Offense	TE	LT	LG	C	RG	RT	WR	WR	QB	FB	TB	PK
at CSM	J. Scott	Holland	Sué	Schneider	Rickard	Kavanaugh	Sissom	Oduptian	Brill	Bland	Hearn	Sabel
WWU	J. Scott	Holland	Sué	Schneider	Rickard	Kavanaugh	Sissom	Oduptian	Brill	Bland	Hearn	Sabel
CMSU	J. Scott	Holland	Sué	Schneider	Rickard	Kavanaugh	Lehman	Oduptian	Brill	Bland	Hearn	Sabel
at CWU	J. Scott	Holland	Sué	Schneider	Rickard	Kavanaugh	Lehman	Oduptian	Brill	Bland	Hearn	Sabel
at SBU	J. Scott	Holland	Sué	Schneider	Rickard	Kavanaugh	Lehman	Oduptian	Brill	Lebahn (WR)	Hearn	Sabel
PSU	J. Scott	Kavanaugh	Sué	Schneider	Rickard	Holland	Lehman	Oduptian	Brill	Lebahn (WR)	Hearn	Sabel
at NWMSU	J. Scott	Kavanaugh	Sué	Schneider	Rickard	Holland	Lehman	Oduptian	Brill	Marc. Miller	Hearn	Sabel
TSU	J. Scott	Kavanaugh	Sué	Schneider	Rickard	Holland	Lehman	Oduptian	Brill	Bland	Hearn	Sabel
at ESU	J. Scott	Kavanaugh	Sué	Schneider	Rickard	Holland	Lehman	Oduptian	Brill	Bland	Hearn	Sabel
MSSU	J. Scott	Kavanaugh	Sué	Schneider	Rickard	Holland	Lehman	Oduptian	Brill	Bland	Hearn	Sabel
at MWSU	J. Scott	Kavanaugh	Sué	Schneider	Rickard	Holland	Lehman	Oduptian	Brill	Bland	Hearn	Sabel
NWMSU	J. Scott	Kavanaugh	Sué	Schneider	Rickard	Holland	Lehman	Oduptian	Brill	Bland	Hearn	Sabel

Defense	DE	DT	DT	DE	OLB	ILB	ILB	OLB	DB	DB	FS	P
at CSM	Lawrence	Hemmerling	Lewis	Huenefeld	Looney	Cobb	Gonzalez	Neal	Terrell	Stuckey	Ewy	Massey
WWU	Lawrence	Hemmerling	Lewis	Huenefeld	Looney	Gould	Gonzalez	Neal	Terrell	Stuckey	Beck	Massey
CMSU	Lawrence	Hemmerling	Lewis	Huenefeld	Looney	Gould	Gonzalez	Neal	Terrell	Stuckey	Beck	Massey
at CWU	Lawrence	Hemmerling	Lewis	Huenefeld	Looney	Gould	Gonzalez	Neal	Terrell	Stuckey	Beck	Massey
at SBU	Lawrence	Hemmerling	Lewis	Huenefeld	Looney	Gould	Gonzalez	Neal	Terrell	Stuckey	Beck	Massey
PSU	Lawrence	Hemmerling	Lewis	Huenefeld	Looney	Gould	Gonzalez	Neal	Terrell	Stuckey	Tetuan	Massey
at NWMSU	Lawrence	Hemmerling	Lewis	Huenefeld	Looney	Gould	Gonzalez	Neal	Terrell	Stuckey	Tetuan	Massey
TSU	Lawrence	Hemmerling	Lewis	Huenefeld	Looney	Gould	Gonzalez	Neal	Terrell	Stuckey	Tetuan	Massey
at ESU	Lawrence	Hemmerling	Lewis	Huenefeld	Looney	Gould	Gonzalez	Neal	Terrell	Stuckey	Ewy	Massey
MSSU	Lawrence	Hemmerling	Lewis	Huenefeld	Looney	Gould	Gonzalez	Neal	Terrell	Stuckey	Ewy	Massey
at MWSU	Lawrence	Hemmerling	Lewis	Huenefeld	Looney	Gould	Gonzalez	Neal	Terrell	Stuckey	Ewy	Boswell
NWMSU	Lawrence	Hemmerling	Lewis	Huenefeld	Looney	Gould	Gonzalez	Neal	Terrell	Stuckey	Ewy	Massey

ABOUT WU

COACHES

PLAYERS

OPPONENTS

REVIEW

RECORDS

HISTORY

IGHABOD HIGHS/2005 STARTING LINEUPS



ABOUT WU

COACHES

PLAYERS

OPPONENTS

REVIEW

RECORDS

HISTORY

2005 MIAA STANDINGS AND POSTSEASON HONORS

MIAA

Overall

	W	L	PF	PA	Pct.	W	L	PF	PA	Pct.
x-Washburn (13)	7	1	297	201	0.875	9	3	430	329	0.750
Missouri Western (25)	6	2	219	149	0.750	9	3	344	234	0.750
Northwest Missouri (2)	6	2	243	156	0.750	11	4	440	306	0.733
Pittsburg State (12)	6	2	396	272	0.750	10	4	655	367	0.714
Central Missouri	5	3	303	169	0.625	7	3	400	175	0.700
Emporia State	3	5	167	211	0.375	4	6	240	264	0.400
Missouri Southern	2	6	202	248	0.250	3	7	267	314	0.300
Southwest Baptist	1	7	170	386	0.125	3	8	254	500	0.273
Truman	0	8	112	317	0.000	2	9	206	413	0.182

() = Rank in AFCA Division II Poll x=Clinched first MIAA title

2005 NCAA Division II Playoffs

Saturday, November 12 - NCAA Division II Playoffs -- First Round

PSU 49 @ Nebraska-Kearney 20
NWMSU 45 @ Angelo (Texas) State 14

Saturday, November 26 - NCAA Division II Playoffs - Quarterfinals

NWMSU 21 @ PSU 10

Saturday, November 19 - NCAA Division II Playoffs -- Second Round

PSU 41 @ West Texas A&M 3
NWMSU 42 @ WU 32

Saturday, December 3 - NCAA Division II Playoffs -- Semifinals

NWMSU 25 @ North Alabama 24

Saturday, December 10 - Final, @ NCAA Division II Championship Game, Florence, Ala.

NWMSU 17 vs. Grand Valley (Mich.) State 21

NCAA Division II Postseason Bowl Games

Saturday, December 3

MWSU 35 vs. Concordia-St. Paul (Minn.) 23 -- Mineral Water Bowl, Excelsior Springs, Mo.

2005 MIAA all-Conference Teams

Most Valuable Offensive Player

Germaine Race, RB, PSU

Most Valuable Defensive Player

Dave Tollefson, DL, NWMSU

Co-Freshman of the Year

Roger Allen, OL, MWSU & Adam Hinspeter, QB, MSSU

Coach of the Year

Craig Schurig, WU

First Team Offense

Andy Majors	PSU	QB
*Jeremiah White	MWSU	RB
†Germaine Race	PSU	RB
Mike Odupitan	WU	WR
Delanie Walker	CMSU	WR
Gijon Robinson	MWSU	TE
Joe Taylor	PSU	FB
*Justin Montgomery	MWSU	OL
*Rudy Sue	WU	OL
*†Chad Weeks	PSU	OL
‡Darryl Grace	CMSU	OL
Allan Barbre	MSSU	OL
*Nathan Alleman	PSU	K
Fletcher Terrell	WU	KR

First Team Defense

*†Michael Cobbins	MWSU	DL
*Dave Tollefson	NWMSU	DL
Trey Lewis	WU	DL
Ryan Meredith	PSU	DL
*Grant Gould	WU	LB
Josh Lattimer	PSU	LB
§Adam Melchiar	ESU	LB
*Greg Carbin	MWSU	DB
*Fletcher Terrell	WU	DB
Kendall Ricketts	CMSU	DB
Andre Burns	MWSU	DB
*Jay White	MWSU	P

Second Team Offense

Josh Lamberson	NWMSU	QB
Trent Hearn	WU	RB
Xavier Omon	NWMSU	RB
Jarrett Brooks	MWSU	WR/KR
Andre Rector	NWMSU	WR
Brandon Twito	PSU	TE
Rawshawn Bland	WU	FB
Keith Holden	NWMSU	OL
Pat Murray	TSU	OL
Brett Pettigrew	MWSU	OL
Mark Talbert	SBU	OL
Brandon Weems	ESU	OL
Shane McBride	MSSU	K

Second Team Defense

Andrew Jeffries	ESU	DL
Brandon Jones	PSU	DL
B.J. Russow	MSSU	DL
Marques Salmond	MWSU	DL
Ryan Waters	NWMSU	DL
Maurice White	CMSU	DL
John Matthew Fisher	MWSU	LB
Ben Harness	NWMSU	LB
Joey Maiwelmal	SBU	LB
Jordan Chapman	MSSU	DB
Jason Douglas	TSU	DB
Emmanuel Howard	ESU	DB
Quinten Womack	NWMSU	DB
Matt Frankel	CMSU	P

Six linemen selected due to a tie in voting

Honorable Mention Offense

Jordan Brill	WU	QB
Toby Korrodi	CMSU	QB
Robert Clardy	SBU	QB
Will Caldwell	CMSU	RB
Moine Nicholson	SBU	RB
Colin Bado	MSSU	WR
Dustin Bromley	MSSU	WR
Micah Hefner	CMSU	WR
J.J. Richard	ESU	WR
Rony Santil	SBU	WR

Eric Clawson	PSU	WR
Pierce Curran	PSU	WR
Nick Smart	SBU	WR
Mike Peterson	NWMSU	TE
Trent Olivier	ESU	TE
LaMont Theus	MWSU	FB
Roger Allen	MWSU	OL
Jim Holland	WU	OL
Zac Robinson	PSU	OL
Jeff Rickard	WU	OL
Mike Shelden	TSU	OL
Jordan Wilcox	NWMSU	OL
Jon Books	CMSU	OL

Honorable Mention Defense

Clint Carroz	SBU	DL
Steve Holman	TSU	DL
Kyle Kaiser	NWMSU	DL
Eric Lawrence	WU	DL
Andy Swedenhjelm	TSU	DL
A.J. Franklin	ESU	DL
Danny Tuttle	CMSU	DL
Atiba Bradley	MSSU	DL
Leon Douglas	MWSU	LB
Mike Gonzalez	WU	LB

Chris Jaax	PSU	LB
Heath Finch	NWMSU	LB
Larry Giglio	TSU	LB
Tony Matzke	MWSU	LB
Chauncey Mayfield	MWSU	DB
Josh Mayson	TSU	DB
T.J. Onstott	MSSU	DB
Calvin Stuckey	WU	DB
Kelly Williams	NWMSU	DB
Noah Hoppe	PSU	DB
Blake Martin	MSSU	DB
Jeremy Neville	PSU	DB
Brandon Stribling	ESU	DB



ABOUT WU

COACHES

PLAYERS

OPPONENTS

REVIEW

RECORDS

HISTORY

FINAL 2005 MIAA TEAM STATS

KICKOFF RETURNS

	G	Ret	Yds	TD	Avg
1. Missouri Western	12	34	838	1	24.6
2. Pittsburg State	14	46	1059	0	23.0
3. Washburn	12	41	887	2	21.6
4. Emporia State	10	32	677	1	21.2
5. Northwest Mo. State	15	47	993	0	21.1
6. Central Missouri	10	34	693	1	20.4
7. Truman	11	66	1281	0	19.4
8. Missouri Southern	10	37	701	1	18.9
9. Southwest Baptist	11	58	902	0	15.6

PUNT RETURNS

	G	Ret	Yds	TD	Avg
1. Central Missouri	10	38	567	4	14.9
2. Emporia State	10	24	320	1	13.3
3. Missouri Western	12	33	427	1	12.9
4. Northwest Mo. State	15	30	363	1	12.1
5. Missouri Southern	10	17	192	1	11.3
6. Washburn	12	28	287	1	10.2
7. Pittsburg State	14	28	218	0	7.8
8. Southwest Baptist	11	18	135	0	7.5
9. Truman	11	26	156	0	6.0

FIRST DOWNS

	G	Rush	Pass	Pen	Total
1. Pittsburg State	14	211	164	23	398
2. Northwest Mo. State	15	112	176	7	295
3. Washburn	12	103	128	20	251
4. Missouri Western	12	128	92	20	240
5. Southwest Baptist	11	143	75	14	232
6. Central Missouri	10	97	101	16	214
7. Emporia State	10	91	85	22	198
8. Missouri Southern	10	53	123	20	196
9. Truman	11	71	108	13	192

OPPONENT 1ST DOWNS

	G	Rush	Pass	Pen	Total
1. Central Missouri	10	66	81	20	167
2. Emporia State	10	76	95	16	187
3. Missouri Southern	10	86	108	15	209
4. Missouri Western	12	97	101	17	215
5. Truman	11	98	109	20	227
6. Washburn	12	111	119	23	253
7. Pittsburg State	14	110	135	17	262
8. Southwest Baptist	11	130	125	17	272
9. Northwest Mo. State	15	116	147	32	295

PENALTIES

	G	No	Yds	Avg/G
1. Pittsburg State	14	78	686	49.0
2. Emporia State	10	62	540	54.0
3. Truman	11	67	596	54.2
4. Missouri Western	12	82	663	55.2
5. Southwest Baptist	11	71	608	55.3
6. Central Missouri	10	70	638	63.8
7. Washburn	12	94	792	66.0
8. Northwest Mo. State	15	116	1040	69.3
9. Missouri Southern	10	90	780	78.0

OPPONENT PENALTIES

	G	No	Yds	Avg/G
1. Missouri Southern	10	84	750	75.0
2. Missouri Western	12	104	813	67.8
3. Emporia State	10	68	664	66.4
4. Truman	11	79	714	64.9
5. Washburn	12	88	761	63.4
6. Southwest Baptist	11	77	654	59.5
7. Central Missouri	10	66	569	56.9
8. Pittsburg State	14	92	700	50.0
9. Northwest Mo. State	15	77	599	39.9

4TH-DN CONVERSIONS

	G	Conv	Att	Pct
1. Pittsburg State	14	12	18	66.7
2. Washburn	12	10	18	55.6
3. Central Missouri	10	9	17	52.9
4. Northwest Mo. State	15	13	25	52.0
5. Truman	11	15	30	50.0
6. Southwest Baptist	11	10	23	43.5
7. Emporia State	10	8	19	42.1
8. Missouri Southern	10	6	20	30.0
9. Missouri Western	12	8	27	29.6

OPP 4TH-DN CONVERT

	G	Conv	Att	Pct
1. Emporia State	10	2	13	15.4
2. Missouri Western	12	5	18	27.8
3. Pittsburg State	14	8	26	30.8
4. Northwest Mo. State	15	12	34	35.3
5. Truman	11	10	27	37.0
6. Central Missouri	10	7	18	38.9
7. Washburn	12	12	29	41.4
8. Missouri Southern	10	9	19	47.4
9. Southwest Baptist	11	13	17	76.5

3RD-DN CONVERT

	G	Conv	Att	Pct
1. Pittsburg State	14	79	165	47.9
2. Central Missouri	10	62	133	46.6
3. Northwest Mo. State	15	95	213	44.6
4. Southwest Baptist	11	64	160	40.0
5. Washburn	12	58	148	39.2
6. Missouri Western	12	67	173	38.7
7. Missouri Southern	10	54	149	36.2
8. Emporia State	10	44	132	33.3
9. Truman	11	51	172	29.7

OPP 3RD-DN CONVERT

	G	Conv	Att	Pct
1. Central Missouri	10	38	135	28.1
2. Truman	11	54	151	35.8
3. Missouri Southern	10	49	133	36.8
4. Northwest Mo. State	15	85	227	37.4
5. Missouri Western	12	65	173	37.6
6. Pittsburg State	14	75	199	37.7
7. Washburn	12	72	180	40.0
8. Emporia State	10	58	141	41.1
9. Southwest Baptist	11	57	129	44.2

SACKS AGAINST

	G	Sacks	Yards
1. Pittsburg State	14	14	81
2. Central Missouri	10	15	113
Southwest Baptist	11	15	133
4. Emporia State	10	22	147
5. Missouri Western	12	23	128
6. Missouri Southern	10	31	184
Washburn	12	31	236
8. Truman	11	47	300
9. Northwest Mo. State	15	48	379

FIELD GOALS

	G	Made	Att	Pct
1. Pittsburg State	14	11	13	.846
2. Missouri Southern	10	7	10	.700
3. Southwest Baptist	11	4	6	.667
4. Northwest Mo. State	15	11	19	.579
5. Emporia State	10	6	12	.500
6. Missouri Western	12	8	18	.444
7. Washburn	12	3	7	.429
Central Missouri	10	3	7	.429
9. Truman	11	4	10	.400

PAT KICKING

	G	Made	Att	Pct
1. Washburn	12	59	59	1.000
Southwest Baptist	11	34	34	1.000
Emporia State	10	30	30	1.000
4. Pittsburg State	14	88	89	.989
5. Northwest Mo. State	15	53	55	.964
6. Truman	11	24	25	.960
7. Central Missouri	10	49	53	.925
8. Missouri Southern	10	28	31	.903
9. Missouri Western	12	38	47	.809

TIME OF POSSESSION

	G	Total Time	Avg/G
1. Central Missouri	10	313:47	31:22
2. Missouri Western	12	375:20	31:16
3. Pittsburg State	14	435:20	31:05
4. Southwest Baptist	11	341:40	31:03
5. Northwest Mo. State	15	460:54	30:43
6. Truman	11	326:01	29:38
7. Emporia State	10	295:27	29:32
8. Missouri Southern	10	292:32	29:15
9. Washburn	12	340:44	28:23



Ichor cornerback Fletcher Terrell was a first team all-MIAA kick returner after leading the conference with a 30.8 yard per return average and two touchdowns including a 100-yard return against CMSU.



FINAL 2005 MIAA INDIVIDUAL STATS

- ABOUT WU**
- COACHES**
- PLAYERS**
- OPPONENTS**
- REVIEW**
- RECORDS**
- HISTORY**

SCORING (TDs)		Team	Cl	G	TD	Rush	Pass	Ret	PAT	Pts	Pts/G
1.	Race, Germaine	PSU	JR	13	33	33	0	0	0	198	15.2
2.	Hearn, Trent	WU	JR	12	20	20	0	0	0	120	10.0
3.	Caldwell, Will	CMSU	JR	10	15	12	3	0	0	90	9.0
4.	Omon, Xavier	NWMSU	SO	14	16	14	2	0	1	98	7.0
5.	Clardy, Robert	SBU	JR	11	12	12	0	0	0	72	6.5
6.	Majors, Andy	PSU	SR	14	14	14	0	0	0	84	6.0
7.	Brooks, Jarrett	MWSU	JR	12	11	1	8	2	0	66	5.5
	White, Jeremiah	MWSU	JR	12	11	11	0	0	0	66	5.5
9.	Levenson, Jerard	TSU	SR	11	10	9	1	0	0	60	5.5
10.	Burton, Michael	MWSU	JR	12	10	10	0	0	0	60	

SCORING (KICK)		Team	Cl	G	PATs	FGs	Pts	Pts/G
1.	Alleman, Nathan	PSU	JR	14	88-89	11-13	121	8.6
2.	Frevort, Tommy	NWMSU	FR	15	53-55	11-19	86	5.7
3.	Sabel, Connor	WU	JR	12	59-59	3-7	68	5.7
4.	Webb, Spencer	CMSU	FR	10	47-51	3-7	56	5.6
5.	Walling, Robbie	MWSU	FR	12	38-46	8-18	62	5.2
6.	McBride, Shane	MSSU	FR	10	28-31	7-10	49	4.9
7.	Edwards, Jeff	ESU	JR	10	30-30	6-11	48	4.8
8.	Smith, Ryan	SBU	JR	11	34-34	4-6	46	4.2
9.	Kamphoefner, Mark	TSU	SR	11	24-25	4-10	36	3.3
10.	Frankel, Matt	CMSU	SO	10	2-2	0-0	2	0.2

PAT KICKING PCT		Team	Cl	G	Made	Att	Pct.
1.	Sabel, Connor	WU	JR	12	59	59	100.0
	Smith, Ryan	SBU	JR	11	34	34	100.0
	Edwards, Jeff	ESU	JR	10	30	30	100.0
4.	Alleman, Nathan	PSU	JR	14	88	89	98.9
5.	Frevort, Tommy	NWMSU	FR	15	53	55	96.4
6.	Kamphoefner, Mark	TSU	SR	11	24	25	96.0
7.	Webb, Spencer	CMSU	FR	10	47	51	92.2
8.	McBride, Shane	MSSU	FR	10	28	31	90.3
9.	Walling, Robbie	MWSU	FR	12	38	46	82.6

FIELD GOALS		Team	Cl	G	FG	FGA	Pct.	FG/G
1.	Alleman, Nathan	PSU	JR	14	11	13	84.6	0.79
2.	Frevort, Tommy	NWMSU	FR	15	11	19	57.9	0.73
3.	McBride, Shane	MSSU	FR	10	7	10	70.0	0.70
4.	Walling, Robbie	MWSU	FR	12	8	18	44.4	0.67
5.	Edwards, Jeff	ESU	JR	10	6	11	54.5	0.60
6.	Smith, Ryan	SBU	JR	11	4	6	66.7	0.36
	Kamphoefner, Mark	TSU	SR	11	4	10	40.0	0.36
8.	Webb, Spencer	CMSU	FR	10	3	7	42.9	0.30
9.	Sabel, Connor	WU	JR	12	3	7	42.9	0.25

FLD GOAL PCT		Team	Cl	G	FG	FGA	Long	Pct.
1.	McBride, Shane	MSSU	FR	10	7	10	40	70.0
2.	Frevort, Tommy	NWMSU	FR	15	11	19	42	57.9
3.	Edwards, Jeff	ESU	JR	10	6	11	46	54.5
4.	Walling, Robbie	MWSU	FR	12	8	18	37	44.4

TACKLES		Team	Cl	G	Pos	Solo	Ast	Total	Avg/G	Sack
1.	Maiwelm, Joey	SBU	SR	11	LB	51	68	119	10.8	0.0
2.	Gould, Grant	WU	SR	12	LB	60	68	128	10.7	5.0
3.	Ricketts, Kendall	CMSU	FR	10	FS	60	36	96	9.6	0.0
4.	Lattimer, Josh	PSU	SR	14	LB	61	65	126	9.0	1.0
5.	Gonzalez, Mike	WU	SR	12	LB	48	57	105	8.8	0.5
6.	Fisher, John M.	MWSU	JR	12	LB	55	47	102	8.5	5.0
7.	Crane, Matt	MSSU	SR	10	S	38	42	80	8.0	6.0
8.	Douglas, Jason	TSU	SR	10	S	46	33	79	7.9	1.0
9.	Bradley, Atiba	MSSU	SR	10	S	31	41	72	7.2	1.5
10.	Douglas, Leon	MWSU	JR	11	LB	55	23	78	7.1	4.0
20.	Neal, Aaron	WU	JR	12	LB	36	33	69	5.8	0.5
32.	Tetuan, Jarod	WU	SO	9	FS	29	17	46	5.1	0.0
40.	Terrell, Fletcher	WU	JR	12	DB	38	20	58	4.8	0.0
	Cobb, Terrell	WU	SR	12	LB	27	31	58	4.8	1.0

SACKS		Team	Cl	G	Pos	Solo	Ast	Yds	Total	Avg/G
1.	Tollefson, Dave	NWMSU	SR	14	DE	11	3	77	12.5	0.89
2.	White, Maurice	CMSU	SR	9		8	0	81	8.0	0.89
3.	Waters, Ryan	NWMSU	JR	15	DE	8	5	49	10.5	0.70
4.	Meredith, Ryan	PSU	JR	14	DL	9	1	60	9.5	0.68
5.	Crane, Matt	MSSU	SR	10		5	2	40	6.0	0.60
6.	Russow, B.J.	MSSU	SO	10		4	3	32	5.5	0.55
7.	Holman, Steven	TSU	JR	11		5	2	36	6.0	0.55
8.	Jones, Brandon	PSU	SR	14	DL	6	1	32	6.5	0.46
9.	Salmund, Marques	MWSU	SR	12	DL	4	3	34	5.5	0.46
10.	Wagner, Joey	MSSU	SO	10		4	1	36	4.5	0.45

TACKLES FOR LOSS		Team	Cl	G	Pos	Solo	Ast	Yds	Total	Avg/G
1.	White, Maurice	CMSU	SR	9		11	2	92	12.0	1.33
2.	Tollefson, Dave	NWMSU	SR	14	DE	14	6	85	17.0	1.21
3.	Waters, Ryan	NWMSU	JR	15	DE	16	4	74	18.0	1.20
4.	Russow, B.J.	MSSU	SO	10		9	5	50	11.5	1.15
5.	Salmund, Marques	MWSU	SR	12	DL	10	5	51	12.5	1.04
6.	Meredith, Ryan	PSU	JR	14	DL	12	3	66	13.5	0.96
7.	Cobbins, Michael	MWSU	JR	12	DL	10	3	54	11.5	0.96
8.	Gould, Grant	WU	SR	12		7	8	53	11.0	0.92
9.	Carroz, Clint	SBU	SO	11	LB	7	6	24	10.0	0.91
10.	Onstott, T.J.	MSSU	SR	10		7	4	40	9.0	0.90

FUMBLES FORCED		Team	Cl	G	Num
1.	Jilles, Andrew	CMSU	JR	9	3 0.33
2.	Shamblin, Brett	PSU	SO	14	4 0.29
3.	Gonzalez, Mike	WU	SR	12	3 0.25
4.	Johnston, Dennis	MSSU	SR	10	2 0.20
5.	Dunn, Nathan	SBU	SR	11	2 0.18
	Giglio, Larry	TSU	JR	11	2 0.18
7.	Cobb, Terrell	WU	SR	12	2 0.17
	Looney, Josh	WU	SR	12	2 0.17
	Knighon, Kyle	MWSU	JR	12	2 0.17
	Gould, Grant	WU	SR	12	2 0.17

FUMBLES RCVD		Team	Cl	G	Num	Avg/G
1.	Gibson, Sam	CMSU	SO	10	3	0.30
2.	Gonzalez, Mike	WU	SR	12	3	0.25
3.	Lattimer, Josh	PSU	SR	14	3	0.21
4.	Tuttle, Danny	CMSU	SR	10	2	0.20
	Ricketts, Kendall	CMSU	FR	10	2	0.20
	Demicoli, Matt	ESU	JR	10	2	0.20
	Bettaso, Joe	MSSU	SR	10	2	0.20
8.	Maiwelm, Joey	SBU	SR	11	2	0.18
	Elmendorf, Cory	MWSU	FR	11	2	0.18
10.	Burns, Andre	MWSU	SR	12	2	0.17

PASSES DEFENDED		Team	Cl	G	Brup	Int	Total	Avg/G
1.	Terrell, Fletcher	WU	JR	12	11	8	19	1.58
2.	Stuckey, Calvin	WU	SR	12	11	2	13	1.08
3.	Howard, Emmanuel	ESU	SO	10	7	3	10	1.00
	Mayson, Josh	TSU	JR	11	9	2	11	1.00
5.	Kester, Brad	MWSU	JR	11	5	5	10	0.91
6.	Chapman, Jordan	MSSU	JR	10	3	6	9	0.90
7.	Burns, Andre	MWSU	SR	12	8	2	10	0.83
8.	Ricketts, Kendall	CMSU	FR	10	7	1	8	0.80
	Armstrong, Ricky	CMSU	SR	10	6	2	8	0.80
10.	Womack, Quinten	NWMSU	JR	14	8	3	11	0.79



Mike Gonzalez was second in the MIAA in fumbles recovered and he was third in forced fumbles with 0.25 per game each. He was honorable mention all-MIAA.



Career (min. 20 made):
73.2 David Purnell, NWMSU,
1996-99 (52-of-71)

Most Consecutive Field Goals Made
11 Josh Barcus, PSU 9-19-98 to
10-24-98

Most Points Scored by a Placekicker
Game: 19 Steve Huff, CMSU vs.
SEMSU, 11-2-85
(6 FG, 1 PAT)

Reg. Sea.: 106 Luis Berlanga, NWMSU,
2004 (13 FG, 67 PAT)

Season: 144 David Purnell, NWMSU,
1999 (27 FG, 69 PAT)

RS Career: 326 David Purnell, NWMSU,
1996-99 (41 FG, 203 PAT)

Career: 400 David Purnell, NWMSU,
1996-99 (52 FG, 244 PAT)

Most Defensive Extra Points Scored
Game: 1 six times, most recently: Eric
Wright, PSU vs. NWMSU,
11-27-04

Season: 1 six times, most recently: John
McPherson, CMSU & Eric
Wright, PSU, 2004

RUSHING

Most Rushing Attempts
Game: 50 Chris Brooks, CMSU vs. TSU,
11-11-89

Reg. Sea.: 342 Brian Shay, ESU, 1996

Season: 356 Ronald Moore, PSU 1992

Career: 1007 Brian Shay, ESU, 1995-98

Most Yards Gained Rushing
Half: 226 Brian Shay, ESU vs. CMSU,
11-16-96 (2nd)

RS Game: 361 Brian Shay, ESU vs. WU, 10-
5-96

Game: 379 Ronald Moore, PSU vs.
Portland (Ore.) State, 12-5-92

Reg. Sea.: 2265 Brian Shay, ESU 1998

Season: 2585 Ronald Moore, PSU 1992

Career: 6958 Brian Shay, ESU, 1995-98

Highest Average Per Carry
Reg. Sea.: 9.6 Germaine Race, PSU 2004
(181 att.-1732 yds.)

Season: 9.0 Germaine Race, PSU 2004
(247 att.-2213 yds.)

RS Career: 7.1 Darren Dawson, PSU, 1989-
91 (496 att.-3530 yards)

Career: 6.9 Brian Shay, ESU, 1995-98
(1007 att.-6958 yds.)

**Most Times Gaining 100-plus Yards
Rushing**
Reg. Sea.: 11 three times, most recently:
Brian Shay, ESU, 1998 (11
games)

Season: 14 Ronald Moore, PSU, 1992 (15
games)

Career: 33 Brian Shay, ESU, 1995-98 (44
games)

Most Yards by a Quarterback
Game: 286 Joseph Johnson, NWMSU vs.
ESU, 11-7-92

Reg. Sea: 1241 Joseph Johnson, NWMSU
1992

Season: 1398 Neal Philpot, PSU 2004

Career: 4337 Neal Philpot, PSU, 2001-04
(3689 in Reg. Sea.)

Most Touchdowns Rushing
Game: 7 Brian Shay, ESU vs. UMR,
11-8-97

Reg. Sea.: 30 Germaine Race, PSU, 2005

Season: 39 Ronald Moore, PSU 1992

Career: 81 Brian Shay, ESU, 1995-98

PASSING

Most Pass Attempts
Game: 76 Evan Gray, UMR vs. MWSU,
11-15-03

Season: 503 Chris Hegg, TSU, 1985

RS Career: 1274 Kasey Waterman, MWSU,
1998-2001

Career: 1304 Kasey Waterman, MWSU,
1998-2001

Most Pass Completions
Game: 47 Evan Gray, UMR vs. MWSU,
11-15-03

Reg. Sea.: 302 Nathan Emert, MSSU 2004

Season: 324 Josh Lamberson, NWMSU
2005

RS Career: 714 Kasey Waterman, MWSU,
1998-2001

Career: 730 Kasey Waterman, MWSU,
1998-2001

Most Yards Gained Passing
Game: 479 Jake Czeschin, TSU vs.
NWMSU, 10-23-04

Reg. Sea.: 3741 Chris Hegg, TSU, 1985

Season: 4076 Chris Greisen, NWMSU 1998

RS Career: 9846 Kasey Waterman, MWSU,
1998-2001

Career: 10,025 Kasey Waterman, MWSU,
1998-2001

Most Touchdowns Passing
Game: 6 Jeff Phillips, CMSU vs. LU,
10-24-87; Kasey Waterman,
MWSU vs. UMR, 9-16-00;
Jake Czeschin, TSU vs. UMR,
10-30-04

Reg. Sea.: 32 Chris Hegg, TSU 1985

Season: 38 Chris Greisen, NWMSU 1998

RS Career: 95 Kasey Waterman, MWSU,
1998-2001

Career: 98 Kasey Waterman, MWSU,
1998-2001

Highest Completion Percentage
Season (min. 100 comp.):
74.6 Toby Korrodi, CMSU 2005
(179-of-240)

Career (min. 200 comp.):
65.9 Josh Lamberson, NWMSU,
2002-05 (575-of-873)

Most Yards Gained Per Attempt
Reg. Sea. (min. 100 att.):
12.0 Neal Philpot, PSU 2004 (126-
1511 yards)

Season (min. 100 att.):
10.7 Jeff Moreland, PSU 1995
(170-1825 yards)

RS Career (min. 200 att.):
8.9 Jeff Moreland, PSU, 1991-95
(327-2920 yds.)

Career (min. 200 att.):
8.6 Neal Philpot, PSU, 2001-04
(678-5831 yds.)

Most Yards Gained Per Completion
Season (min. 100 comp.):
18.7 Matt Cook, MSSU, 1991
(141-2637 yards)

RS Career (min. 200 comp.):
18.5 Neal Philpot, PSU, 2004 (276-
5111 yds.)

Career (min. 200 comp.):
18.4 Bill Foster, CMSU, 1976-79
(271-4975 yds.)

Most Consecutive Pass Completions
18 Travis Miles, NWMSU vs. WU, 10-
28-00

**Most Consecutive Attempts Without an
Interception**
Reg. Sea.: 199 Zack Siegrist, PSU, 10-19-96
to 9-19-98

All Games: 185 Toby Korrodi, CMSU, 8-25-
05 to 10-22-05

Most Consecutive Games with a TD Pass
Reg. Sea.: 24 Matt Cook, MSSU, 1990-93

All Games: 25 Matt Cook, MSSU, 1990-93

RECEIVING

Most Pass Receptions
Game: 21 Jarett Vito, ESU vs. TSU, 11-
4-95

Reg. Sea.: 97 J.J. Richard, ESU, 2004

Season: 97 J.J. Richard, ESU, 2004; Andre
Rector, NWMSU 2005

Career: 300 Andrew Blakley, TSU, 1999-
2002

Most Yards Gained Receiving
Game: 254 Rod Smith, MSSU vs. SBU,
10-19-91

Reg. Sea.: 1439 Rod Smith, MSSU 1991

Season: 1495 Ronnie West, PSU 1991

RS Career: 3956 Jamaica Rector, NWMSU,
2001-04

Career: 4497 Jamaica Rector, NWMSU,
2001-04

Highest Average Per Reception
Season (min. 40 rec.):
24.0 Rod Smith, MSSU 1991 (60-
1439 yards)

RS Career (min. 80 rec.):
20.9 Ronnie West, PSU, 1990-91
(85-1779 yards)

Career (min. 80 rec.):
20.5 Ronnie West, PSU, 1990-91
(123-2521 yards)

Most Touchdowns Receiving
Game: 4 Larry Shepard, CMSU vs.
Nebraska-Kearney, 10-1-60;
Eric Holm, TSU vs. LU, 11-
8-80; Rod Smith, MSSU vs.
TSU, 10-2-93

Reg. Sea.: 16 Lester McCoy, ESU 1999

Season: 16 Tony Miles, NWMSU 1998;
Lester McCoy, ESU 1999

RS Career: 35 Jamaica Rector, NWMSU,
2001-04; Sam Sissom, WU,
2002-present *

Career: 38 Jamaica Rector, NWMSU,
2001-04

INTERCEPTIONS

Most Pass Interceptions
Game: 5 Gary Evans, TSU vs. UMR,
10-18-75; Bruce Johnson, LU
vs. Kentucky State, 10-5-74

Season: 14 Pierre Thomas, MWSU, 2003

Career: 29 Bill Grantham, UMR, 1977-
80

Most Touchdowns on Interception Returns
Game: 1 Several Players

Season: 2 nine times, most recently:
Fletcher Terrell, WU 2005

Career: 4 Terek Wilson, PSU, 2000-03

**Most Consecutive Games with an
Interception**
8 Darin Nix, UMR, 11-6-93 to 10-8-94

TOTAL OFFENSE

Most Offensive Plays
Game: 85 Evan Gray, UMR vs. MWSU,
11-15-03

Season: 596 Nathan Emert, MSSU 2004

Career: 1509 Josh Chapman, MSSU, 1999-
2002

Most Yards Total Offense
Game: 533 Josh Chapman, MSSU vs.
WU, 9-28-02

Reg. Sea.: 3782 Chris Hegg, TSU, 1985

Season: 4151 Chris Greisen, NWMSU,
1999

RS Career: 9874 Kasey Waterman, MWSU
1998-2001

Career: 10,168 Neal Philpot, PSU, 2001-04

ALL-PURPOSE YARDS

Most All-Purpose Yards
Game: 469 Brian Shay, ESU vs. WU, 10-
30-97

Reg. Sea.: 2819 Brian Shay, ESU, 1998

Season: 3400 Ronald Moore, PSU 1992

Career: 9301 Brian Shay, ESU, 1995-98

PUNTING

Most Punts
Game: 14 Aaron Hafner, SBU vs.
CMSU, 11-9-96

Javon Collins, SBU vs. PSU,
10-11-97

Season: 98 John Tassi, LU, 1981

Career: 298 Dustin Penn, UMR, 1998-
2001

Highest Punting Average
Reg. Sea. (min. 35 punts):
46.03 Brian Moorman, PSU, 1997
(36-1657 yards)

Season (min. 35 punts):
45.95 Brian Moorman, PSU, 1997
(41-1883 yards)

RS Career (min. 70 punts):
43.96 Brian Moorman, PSU, 1995-
98 (157-6903 yds.)

Career (min. 70 punts):
43.97 Brian Moorman, PSU, 1995-
98 (188-8267 yds.)

PUNT RETURNS

Most Punt Returns
Game: 9 Craig Heath, UMR vs.
Missouri Valley, 9-8-79; Colon
McNeal, WU vs. Fort Hays

(Kan.) State, 9-11-99

Reg. Sea.: 39 Michael Mundt, PSU, 1994

Season: 42 Michael Mundt, PSU, 1994;
Chuckey Aiken, PSU 1995

RS Career: 109 Eric Holm, TSU, 1977-80

Career: 113 Kevin Nickerson, CMSU
1998-2001

Highest Average Per Punt Return
Reg. Sea. (min. 10 ret.):
21.3 Tony Miles, NWMSU 1999
(19-405 yards)

Season (min. 10 ret.):
19.7 RoShawn Marshall, CMSU
2005 (26-513 yards)

Career (min. 20 ret.):
21.2 Gene Huffman, UMR, 1948-
51 (29-804 yards)

Most Touchdowns on Punt Returns
Game: 2 Kevin Nickerson, CMSU
vs. Quincy (Ill.), 9-9-00;
RoShawn Marshall, CMSU vs.
TSU, 9-17-05

Season: 4 RoShawn Marshall, CMSU,
2005

Career: 8 Kevin Nickerson, CMSU,
1998-2001

KICKOFF RETURNS

Most Kickoff Returns
Game: 9 Joe Wingate, NWMSU
vs. UMR, 10-17-70; Elliot
Jackson, UMR vs. PSU, 11-4-
95

Season: 42 Bobby Yates, CMSU, 1990

Career: 99 Joe Wingate, NWMSU, 1970-
73

Highest Average Per Kickoff Return
Season (min. 15 ret.):
31.7 Karl Evans, MSSU, 1992 (18-
571 yards)

Career (min. 30 ret.):
30.0 Karl Evans, MSSU, 1991-92
(32-959 yards)

Most Touchdowns on Kickoff Returns
Game: 2 Jason Douglas, TSU, 11-2-02

Season: 2 seven times, most recently:
Fletcher Terrell, WU 2005

Career: 3 Walter Rhone, CMSU, 1969-
72; Alfonso Pugh, TSU 1999-
2002; Delanie Walker, CMSU,
2003-04

MISCELLANEOUS

Longest Field Goal
All Games: 61 Mike Wood, SEMSU vs. LU,
11-15-75

Longest Punt
All Games: 88 Mike Miletich, TSU vs.
CMSU, 10-22-88

Longest Pass Completion
Reg. Sea.: 98 Matt Cook to Rod Smith,
MSSU vs. MWSU, 9-28-91;
Chris Lowe to David
Sepanski, SBU vs. PSU, 11-3-
01

All Games: 99 Dennis Gile to Todd Devoe,
CMSU vs. Minnesota-Duluth,
12-1-01

Longest Rushing Play
All Games: 97 Fred Tabron, MSSU vs.
NWMSU, 11-14-70

Longest Interception Return
All Games: 100 Bruce Johnson, LU vs. UMR,
11-23-72

Longest Punt Return
All Games: 97 Frank Ricchi, UMR vs.
NWMSU, 1949

Longest Kickoff Return
All Games: 100 13 times, most recently:
Fletcher Terrell, WU vs.
CMSU, 9-10-05

Longest Fumble Return
All Games: 100 Robert Spinks, MSSU vs.
TSU, 10-2-04

ABOUT WU

COACHES

PLAYERS

OPPONENTS

REVIEW

RECORDS

HISTORY

WIAA RECORD BOOK



Ralph McFillen
MIAA Commissioner
913 341-3839 Phone
913 341-5887 Fax



Matt Newbery
Assist. to the
Commissioner for
Media Relations
913 341-3080 Phone
913 341-2995 Fax



Natasha Oakes
Assistant
Commissioner for
Compliance/SWA
913 754-0444 Phone
913 341-5887 Fax

The Mid-America Intercollegiate Athletics Association, a nine-member conference of NCAA Division II institutions in Missouri and Kansas, was first organized in 1912 as the Missouri Intercollegiate Athletic Association.

Over the past 20 years, the league has undergone several changes, highlighted by increased participation in national championships.

The MIAA has gained the reputation of being one of the top NCAA Division II conferences in the nation. MIAA student-athletes have won 13 national team championships and more than 100 individual national titles.

The MIAA currently conducts conference championships in eight men's and eight women's sports. Men's championships include football, cross country, basketball, indoor and outdoor track and field, baseball, tennis, and

golf. Women's champions are determined in volleyball, soccer, cross country, basketball, indoor and outdoor track and field, softball and tennis.

Ralph McFillen, formerly of the Metro and Gulf South conferences, succeeded Ken B. Jones as commissioner of the MIAA in July 1997.

Matt Newbery, previously the assistant sports information director at Pittsburg State University, is assistant to the commissioner for media relations and in his 12th year with the MIAA.

Natasha Oakes, a former all-MIAA track performer at Emporia State University, was added as the third full-time staffer in July 2005 as assistant to the commissioner for compliance.

Past MIAA Football Champions

1924 Truman	1953 Truman	1982 Truman
1925 Northwest Missouri State	1954 Truman	1983 Central Missouri State
1926 Central Missouri State	1955 Southeast Missouri State	Missouri-Rolla
1927 Truman	1956 Central Missouri State	1984 Northwest Missouri State
1928 Truman, SW Missouri St.	Missouri-Rolla	1985 Truman
1929 Truman	1957 Southeast Missouri State	1986 Central Missouri State
1930 Truman	1958 Southeast Missouri State	1987 Central Missouri State
1931 Northwest Missouri State	1959 Southeast Missouri State	Southeast Missouri State
1932 Truman	1960 Truman	1988 Central Missouri State, Truman,
1933 Truman	1961 Truman	Southeast Missouri State
1934 Truman	1962 Southeast Missouri State	1989 Pittsburg State
1935 Truman	1963 Southwest Missouri State	1990 Pittsburg State
1936 Truman	1964 Truman	1991 Pittsburg State
1937 Southeast Missouri State	1965 Truman	1992 Pittsburg State
1938 Northwest Missouri State	1966 Southwest Missouri State	1993 Missouri Southern
1939 Northwest Missouri State	1967 Southeast Missouri State	1994 Pittsburg State
1940 Southwest Missouri State	1968 Southeast Missouri State	1995 Pittsburg State
1941 Missouri-Rolla,	1969 . . Truman, Southeast Missouri State	1996 Pittsburg State
Northwest Missouri State	1970 Central Missouri State, Truman	Northwest Missouri State
1942 Northwest Missouri State	1971 Truman	1997 Northwest Missouri State
Southeast Missouri State	1972 Lincoln, Truman	1998 Northwest Missouri State
1943-45 No MIAA Competition	1973 Southeast Missouri State	1999 Northwest Missouri State
1946 Southeast Missouri State	1974 Northwest Missouri State	2000 Northwest Missouri State
1947 Missouri-Rolla	1975 Southeast Missouri State	2001 Pittsburg State
1948 Northwest Missouri State	1976 . . Truman, Southeast Missouri State	2002 Northwest Missouri State
Southeast Missouri State	1977 Missouri-Rolla, Southeast Missouri	2003 . . Central Missouri/Emporia State/ Missouri Western/Pittsburg State/ Northwest Missouri
1949 Missouri-Rolla	1978 Southwest Missouri State	2004 Pittsburg State
1950 Missouri-Rolla	1979 Northwest Missouri State	2005 Washburn
1951 . Truman, Southwest Missouri State	1980 Missouri-Rolla	
1952 . Truman, Northwest Missouri State	1981 Truman	

MIAA Titles Won

Truman 26	Central Missouri 8	Missouri Southern 1
Northwest Missouri 18	Southwest Missouri 7	Lincoln University 1
Southeast Missouri 16	Missouri-Rolla 7	Missouri Western 1
Pittsburg State 10	Washburn 1	Emporia State 1

Mid-America Intercollegiate Athletics Association Member Directory

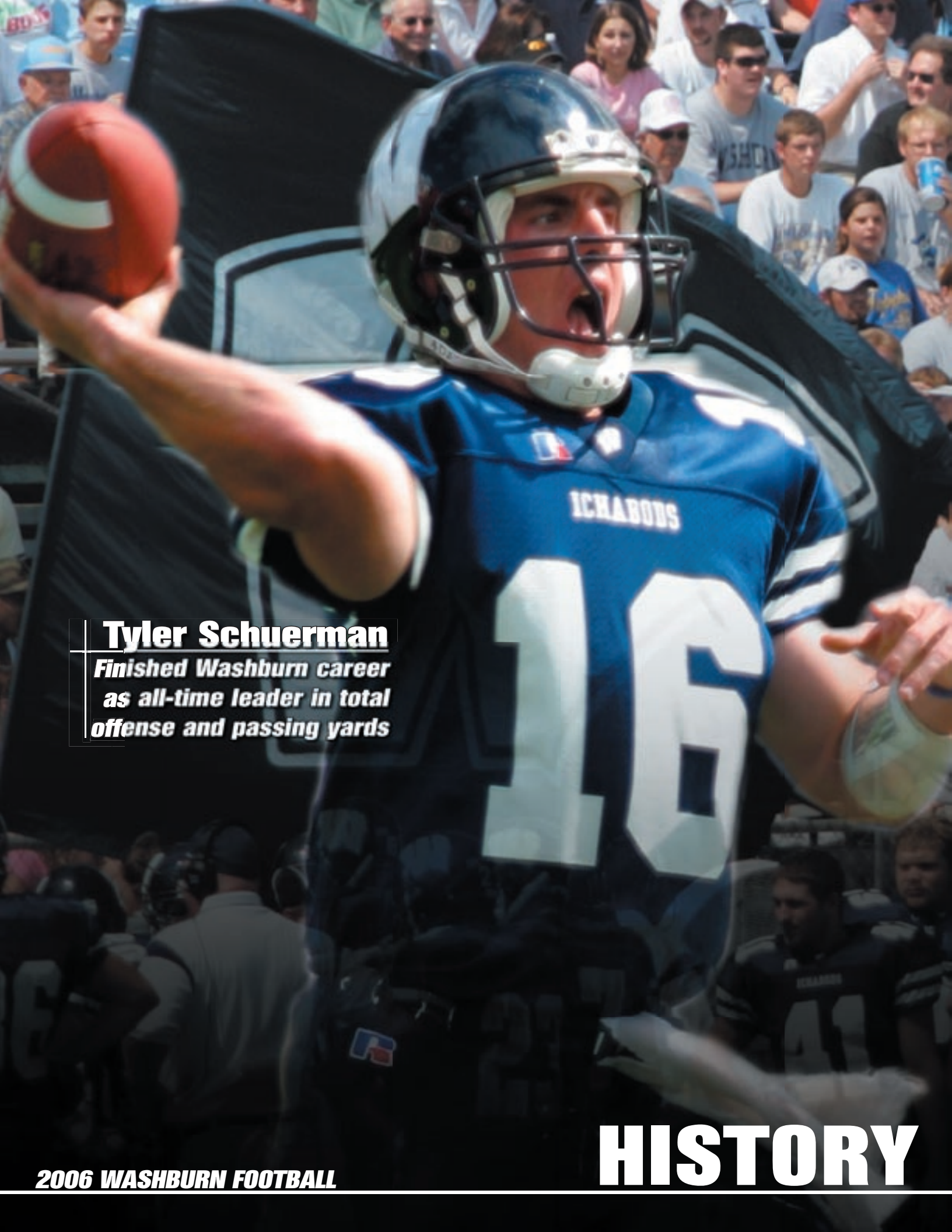


- Baseball
- Basketball M
- Basketball W
- Cross Country M
- Cross Country W
- Football
- Golf M
- Soccer W
- Softball
- Tennis M
- Tennis W
- Track and Field M
- Track and Field W
- Volleyball W

School	Baseball	Basketball M	Basketball W	Cross Country M	Cross Country W	Football	Golf M	Soccer W	Softball	Tennis M	Tennis W	Track and Field M	Track and Field W	Volleyball W	Enrollment	Location	Population	From Topeka
Central Missouri State University	x	x	x	x	x	x	x	x	x		x	x	x		11,000	Warrensburg, Mo.	16,340	126.1 miles
Emporia State University	x	x	x	x	x	x	x	x	x	x	x	x	x		6,258	Emporia, Kan.	26,666	64.6 miles
Fort Hays State University	x	x	x	x	x	x	x	x		x	x	x	x		7,500	Hays, Kan.	19,841	205.4 miles
Missouri Southern State University	x	x	x	x	x	x	x	x	x	x	x	x	x		5,740	Joplin, Mo.	46,373	226.1 miles
Missouri Western State University	x	x	x		x	x	x	x		x		x			5,158	St. Joseph, Mo.	72,663	101.3 miles
Northwest Missouri State University	x	x	x	x	x	x	x	x	x	x	x	x	x		6,500	Maryville, Mo.	10,581	140.6 miles
Pittsburg State University	x	x	x	x	x	x	x		x		x	x	x		6,751	Pittsburg, Kan.	19,243	171.9 miles
Southwest Baptist University	x	x	x	x	x	x	x	x	x	x	x	x	x		3,536	Bolivar, Mo.	9,143	198.3 miles
Truman State University	x	x	x	x	x	x	x	x	x	x	x	x	x		6,000	Kirksville, Mo.	16,988	220.9 miles
Washburn University	x	x	x		x	x	x	x	x	x		x			7,002	Topeka, Kan.	122,008	--

MIAA Office Mailing Address

10551 Barkley,
Suite 501
Overland Park, KS 66212



Tyler Schuerman

*Finished Washburn career
as all-time leader in total
offense and passing yards*



ABOUT WU

COACHES

PLAYERS

OPPONENTS

REVIEW

RECORDS

HISTORY


RUSHING RECORD BOOK



Dino DeLisa (1983-85)



Trent Hearn (2002-pr)



Brandon Rainer (1998-2001)

(Far Right) Former Washburn running back Dino DeLisa is the Ichabods' all-time leading rushing with 2,794 yards in only three seasons. He is also the single-season leader with 1,185 yards set in 1983.

Attempts

Career • 665, Dino DeLisa, 1983-85
 Season • 262, Dino DeLisa, 1983
 Game • 42, Dino DeLisa vs. Emporia State, 1985 (166 yds.)

Yards

Career • 2,794, Dino DeLisa, 1983-85
 Season • 1,203, Trent Hearn, 2005
 By a sr. • 947, Les Williams, 1988
 By a jr. • 1,203, Trent Hearn, 2005
 By a so. • 1,185, Dino DeLisa, 1983
 By a fr. • 1,084, Ra'Shawn Mosley, 2004
 Game • 241, Kevin McCormick vs. Missouri Valley, 1971

Yards Per Carry

Career • 5.6, Willie Sapp, 1995-97 & Bill Baker, 1951-53
 Season • 7.1, Allen Moore, 1991
 Career Game Avg. • 92.8, Trent Hearn, 2002-pr. (28/2,597)
 90.1, Dino DeLisa, 1983-85 (31/2,794)
 Season Game Avg. • 118.5, Dino DeLisa, 1983 (10/1,185)
 111.6, Trent Hearn, 2003 (10/1,116)

Touchdowns

Career • 39, Trent Hearn, 2002-pr
 Season • 20, Trent Hearn, 2005
 By a sr. • 13, Kevin McCormick, 1971
 By a jr. • 20, Trent Hearn, 2005
 By a so. • 14, Dino DeLisa, 1983
 By a fr. • 16, Tyler Schuerman, 2000; Trent Hearn, 2003
 Game • 5, Art Fletcher vs. Benedictine, 1948

Touchdowns in a Season

Trent Hearn, 2005	20
Tyler Schuerman, 2000	16
Trent Hearn, 2003	16
Dino DeLisa, 1983	14
Kevin McCormick, 1971	13
Ra'Shawn Mosley, 2004	11
Nick Cummings, 1994	10
Brandon Rainer, 2001	9

Career Leaders

Career Leaders	Yards	Att.	Avg	TD
Dino DeLisa, 1983-85	2,794	665	4.2	29
1983 (sophomore)	1,185	262	4.5	14
1984 (junior)	721	188	3.8	8
1985 (senior)	888	215	4.1	7
Trent Hearn, 2003-pr	2,597	536	4.8	39
Brandon Rainer, 1998-2001	2,182	459	4.8	31
Les Williams, 1986-90	2,030	485	4.2	16
Leroy Harmon, 1945-49	1,927			
Willie Sapp, 1995-97	1,816	322	5.6	14
Tyler Schuerman, 2000-04	1,790	422	4.0	25
Art Fletcher, 1946-49	1,698			
Bill Baker, 1951-53	1,670	299	5.6	
Kevin McCormick, 1969-71	1,581	472	3.4	20
Ra'Shawn Mosley, 2004-pr	1,527	293	5.2	15
Brent Cripps, 1974-77	1,506	414	3.6	18
Nick Cummings, 1992-94	1,448	335	4.3	14

Season Leaders

Season Leaders	Yards	Att.	Avg	TD
Trent Hearn, 2005	1,203	224	5.4	20
Dino DeLisa, 1983	1,185	262	4.5	14
Trent Hearn, 2003	1,116	235	4.8	16
Ra'Shawn Mosley, 2004	1,084	215	5.0	11
Art Fletcher, 1948	979	180	5.4	
Les Williams, 1988	947	206	4.6	5
Phil Brooks, 1989	936	188	5.0	6
Dino DeLisa, 1985	888	215	4.1	7
Kevin McCormick, 1971	862	172	5.0	13
Willie Sapp, 1997	819	146	5.6	8
Greg Lane, 1990	758	178	4.3	3

Longest Run from Scrimmage

Melvin Myricks, 1965 vs Nebraska-Kearney 94 yards

Most Rushing Touchdowns in a Game

Art Fletcher, 1948, vs Benedictine 5

200-Yard Rushing Games

Name	Opponent	Date	Yards (Att)
1. Kevin McCormick	Missouri Valley	9/11/71	241 (18)
2. Dino DeLisa	at Benedictine	9/17/83	216 (33)
3. Kevin McCormick	St. Mary's	9/18/71	209 (31)

100-Yard Rushing Games

Name	Opponent	Date	Yards (Att)
1. Phil Brooks	Missouri Western	11/11/89	192 (33)
2. Dino DeLisa	Missouri Southern	11/12/83	186 (37)
3. Les Williams	Emporia State	11/12/88	183 (27)
4. Phil Brooks	Northwest Missouri	10/21/89	183 (21)
5. Joe Schartz	at Southwest Baptist	10/21/95	181 (31)
6. Trent Hearn	Truman	10/15/05	178 (27)
7. Trent Hearn	Missouri-Rolla	10/25/03	175 (29)
8. Greg Lane	at Missouri Western	11/10/90	174 (31)
9. Ra'Shawn Mosley	Missouri Western	10/30/04	170 (26)





10. Ra'Shawn Mosley	at Missouri Southern	11/6/04	168 (31)
11. Dino DeLisa	Emporia State	10/5/85	166 (42)
12. Talmadge Graham	at Southwest Baptist	11/2/91	164 (40)
13. Trent Hearn	Pittsburg State	10/1/05	162 (30)
14. Dino DeLisa	at Missouri Valley	9/24/83	162 (26)
15. Greg Lane	Pittsburg State	10/27/90	161 (31)
16. Greg Lane	at Northwest Missouri	10/20/90	154 (35)
17. Ron Davis	at Emporia State	10/9/82	154 (27)
18. Trent Hearn	Missouri Southern	11/15/03	153 (34)
19. Ra'Shawn Mosley	Southwest Baptist	10/9/04	143 (23)
20. Dino DeLisa	at Wayne State (Neb.)	10/13/84	139 (24)
21. Trent Hearn	Fort Hays State	9/13/03	137 (22)
22. Dino DeLisa	Missouri Southern	9/28/85	135 (29)
23. Gary Yager	at Pittsburg State	11/15/75	135 (28)
24. Trent Hearn	at Emporia State	9/20/03	133 (28)
25. Dustin Hickel	at Emporia State	10/27/01	132 (34)
26. Nick Cummings	Missouri Southern	10/30/93	132 (24)
27. Gary Yager	Emporia State	10/4/75	131 (24)
28. Trent Hearn	at Southwest Baptist	10/18/03	131 (23)
29. Dino DeLisa	Wayne State (Neb.)	10/15/83	131 (23)
30. Jim Bernard	at Missouri Western	10/29/83	131 (17)
31. Dustin Hickel	Central Missouri	10/11/01	130 (21)
32. Lorenza Rayford	Northwest Missouri	9/13/86	129 (19)
33. Chris Brown	Missouri Southern	10/5/05	129 (17)
34. Clarence Taylor	Langston	9/10/77	129 (13)
35. Phil Brooks	at Southwest Baptist	11/4/89	125 (23)
36. Dino DeLisa	Pittsburg State	10/6/84	125 (23)
37. Nick Cummings	Southwest Baptist	11/12/94	123 (25)
38. Dino DeLisa	Wayne State (Neb.)	10/19/85	123 (24)
39. Trent Hearn	Missouri Southern	10/5/05	122 (8)
40. Nick Cummings	Missouri Western	10/22/94	122 (21)
41. Dino DeLisa	at Central Missouri	9/21/85	121 (26)
42. Allen Moore	Truman	9/21/91	120 (4)
43. Reggie Jones	at Missouri-Rolla	10/7/00	120 (20)
44. Joe Schartz	Central Missouri	10/12/96	119 (18)
45. Allen Moore	at Emporia State	10/12/91	118 (9)
46. Keith Coleman	Emporia State	10/5/96	117 (20)
47. Johnny Perkins	at Wayne State (Neb.)	11/17/87	116 (23)
48. Clarence Taylor	at Fort Hays State	10/30/76	116 (21)
49. Trent Hearn	Central Missouri	11/1/03	115 (26)
50. Les Williams	Missouri Western	10/1/88	114 (20)
51. Gary Yager	at Missouri Western	9/20/75	114 (19)
52. Tyler Schuerman	at Truman	11/4/00	113 (29)
53. Dino DeLisa	at Fort Hays State	10/20/84	112 (36)
54. Clarence Taylor	at Missouri Western	10/22/77	112 (16)
55. Willie Sapp	McPherson	9/9/95	110 (5)
56. Dino DeLisa	Morningside	9/10/83	110 (29)
57. Willie Sapp	at Missouri-Rolla	10/19/96	110 (17)
58. Kevin McCormick	Wayne State (Neb.)	9/25/71	109 (23)
59. Talmadge Graham	at Missouri Western	11/16/91	109 (21)
60. Phil Brooks	Lincoln	10/7/89	108 (23)
61. Ra'Shawn Mosley	Colorado Mines	8/28/04	108 (19)
62. Trent Hearn	at Northwest Missouri	10/8/05	107 (33)
63. Dino DeLisa	at Missouri Western	11/2/85	107 (31)
64. Allen Moore	Southwest Baptist	11/3/90	107 (15)
65. Tyler Schuerman	Missouri Southern	9/22/01	106 (26)
66. Trent Hearn	at Colorado Mines	8/27/05	106 (21)
67. Trent Hearn	at Langston	9/6/03	106 (18)
68. Brandon Rainer	Missouri Western	9/23/00	105 (19)
69. Brandon Rainer	at Lincoln	9/9/00	105 (16)
70. Cory Heiniger	Pittsburg State	11/3/73	104 (24)
71. Dustin Hickel	at Truman	10/12/02	104 (22)
72. Ra'Shawn Mosley	at Truman	9/18/04	104 (17)

73. Joe Schartz	Missouri Western	10/22/94	104 (17)
74. Dino DeLisa	at Nebraska-Kearney	11/5/83	103 (30)
75. Dino DeLisa	Emporia State	10/1/83	103 (24)
76. Brent Cripps	Missouri Valley	9/11/76	102 (21)
77. Tyler Schuerman	Wisconsin-LaCrosse	9/2/00	102 (20)
78. Ray Gerstenkorn	Missouri Southern	11/2/74	101 (20)
79. Les Williams	Pittsburg State	10/29/88	101 (19)
80. Gary Yager	at William Jewell	9/14/74	100 (23)
81. Clarence Taylor	Pittsburg State	10/2/76	100 (21)
82. Brandon Rainer	Truman	10/6/01	100 (13)

Two 100 yard rushers in same game

Name	Combined Yards
1. Chris Brown (129) and Trent Hearn (122) vs Missouri Southern (10/29/05)	251
2. Nick Cummings (122) and Joe Schartz (104) vs Missouri Western (10/22/94)	226

Career 100 yard rushing games

Name	Number
1. Dino DeLisa	15
2. Trent Hearn	12
3. Ra'Shawn Mosley	5
4. Phil Brooks	4
Gary Yager	4
Dustin Hickel	4
Clarence Taylor	4



Senior running back Trent Hearn has recorded 12 100-yard rushing games in his career. He enters his final season as an Ichabod 198 shy of the school record.

ABOUT WU

COACHES

PLAYERS

OPPONENTS

REVIEW

RECORDS

HISTORY

RUSHING RECORD BOOK



ABOUT WU

COACHES

PLAYERS

OPPONENTS

REVIEW

RECORDS

HISTORY


PASSING RECORD BOOK



**Tyler Schuerman
(2000-04)**



**Joe Schartz
(1993-96)**



**Mike Atkins
(1977-80)**



**Mike Grogan
(1974-77)**

**(Far right)
Former
Washburn
quarter-
back Tyler
Schuerman
(2000-04)
is the all-time
leading passer
at Washburn
with 6,525
total yards
and 53 touch-
downs.**

Attempts

Career • 866, Mike Atkins, 1977-80
Season • 345, Mike Atkins, 1980
Game • 63, Mike Atkins vs. Wayne State, 1980

Completions

Career • 442, Mike Atkins, 1977-80
Season • 183, Mike Atkins, 1980
Game • 34, Mike Atkins vs. Wayne State, 1980

Yards

Career • 6,525, Tyler Schuerman, 2000-04
Season • 2,775, Jordan Brill, 2005
By a sr. • 2,388, Barry Griffiths, 1988
By a jr. • 1,678, Mike Atkins, 1979
By a so. • 2,775, Jordan Brill, 2005
By a fr. • 1,936, Tyler Schuerman, 2000
Game • 418, Mike Atkins vs. Missouri Western, 1979

Completion Percentage

Career (min 500 att.) • .529, Tyler Schuerman, 2000-04
Season • .602, Mark Elliott, 1983
Game • .900, Jerry Raushelbach vs. Mo. Valley, 1980 (9-of-10)

Touchdowns

Career • 53, Tyler Schuerman, 2000-04
Season • 28, Tyler Schuerman, 2004
Game • 6, Barry Griffiths vs. Emporia State, 1988

Interceptions

Career • 62, Mike Atkins, 1977-80
Season • 20, Mike McCartney, 1985; Mike Atkins, 1980

Passing Yards Per Completion

Career • 18.0, Joe Schartz, 1993-96
Season • 18.6, Joe Schartz, 1995

Career Touchdown Passes

Tyler Schuerman, 2000-04	53
Mike Grogan, 1974-77	32
Dustin Hickel, 2001-04	32
Joe Schartz, 1993-96	31
Mike Atkins, 1977-80	31
Jordan Brill, 2003-pr	29
Barry Griffiths, 1987-88	23
Barry Galbraith, 1995-99	19
Kyle Kingston, 1986-87	15

Season Touchdown Passes

Tyler Schuerman, 2004	28
Jordan Brill, 2005	24
Barry Griffiths, 1988	23
Dustin Hickel, 2002	21
Barry Galbraith, 1999	16
Mike Atkins, 1980	13
Kyle Kingston, 1987	12
Mike Atkins, 1980	11
Joe Schartz, 1993	10
Tyler Schuerman, 2000	10

Most Touchdown Passes in a Game


Barry Griffiths, 1988, vs ESU 6

Longest Pass from Scrimmage

Barry Griffiths to Troy Slusser, 1988 vs ESU 95 yards

Career Passing Yards

Career Leaders	Yards	Cmp.	Att.	Pct.	TD	Int.
Tyler Schuerman, 2000-04	6,525	440	831	.529	53	36
2000 (freshman)	1,936	134	245	.547	10	13
2001 (sophomore)	1,034	66	140	.471	9	6
2002 (injured)	0	0	0	.000	0	0
2003 (junior)	1,247	81	157	.516	6	11
2004 (senior)	2,308	159	289	.550	28	6
Joe Schartz, 1993-96	5,527	307	728	.422	31	54
Mike Atkins, 1977-80	5,437	442	866	.510	31	62
Dustin Hickel, 2001-04	4,044	279	606	.460	32	36
Mike Grogan, 1974-77	3,761	292	596	.490	32	40
Aaron Battle, 1994-98	3,479	244	481	.507	14	15
Jordan Brill, 2003-pr.	3,317	213	377	.565	29	15
Barry Galbraith, 1995-99	2,684	181	319	.567	19	9
Mark Elliott, 1980-83	2,604	182	418	.435	13	26
Barry Griffiths, 1987-88	2,395	139	296	.470	23	13





Season Passing Yards

Season Leaders	Yards	Cmp.	Att.	Pct.	TD	Int.
Jordan Brill, 2005	2,775	168	297	.566	24	13
Barry Griffiths, 1988	2,338	135	275	.479	23	11
Tyler Schuerman, 2004	2,308	159	289	.550	28	6
Barry Galbraith, 1999	2,269	151	262	.576	16	7
Aaron Battle, 1998	2,131	266	149	.560	10	7
Dustin Hickel, 2002	2,160	142	308	.461	21	12
Mike Atkins, 1980	2,106	183	345	.530	13	20
Tyler Schuerman, 2000	1,936	134	245	.547	10	13
Mike Atkins, 1979	1,678	130	248	.524	11	15
Kyle Kingston, 1987	1,629	97	191	.507	12	15

Career Completions

Name	Completions	Attempts	Yards
1. Mike Atkins, 1977-80	442	866	5,437
2. Tyler Schuerman, 2000-04	440	831	6,525
3. Joe Schartz, 1993-96	307	728	5,527
4. Mike Grogan, 1974-77	292	596	3,761
5. Dustin Hickel, 2001-04	279	606	4,044
6. Aaron Battle, 1994-98	244	481	3,479
7. Jordan Brill, 2003-pr.	213	377	3,317
8. Mark Elliott, 1980-83	182	418	2,604
9. Barry Galbraith, 1995-99	181	319	2,684
10. Barry Griffiths, 1987-88	139	296	2,395

Career Attempts

Name	Attempts	Completions	Yards
1. Mike Atkins, 1977-80	866	442	5,437
2. Tyler Schuerman, 2000-04	831	440	6,525
3. Joe Schartz, 1993-96	728	307	5,527
4. Dustin Hickel, 2001-04	606	279	4,044
5. Mike Grogan, 1974-77	596	292	3,761
6. Aaron Battle, 1994-98	481	244	3,479
7. Mark Elliott, 1980-83	418	182	2,604
8. Jordan Brill, 2003-pr.	377	213	3,317
9. Dean Ferrell, 1965-68	332	148	1,525
10. Barry Galbraith, 1995-99	319	181	2,684

Career Completion Percentage

Name	Pct.	Comp	Att.	Yards
1. Barry Galbraith, 1995-99	0.567	181	319	2,684
2. Jordan Brill, 2003-pr.	0.565	213	377	3,317
3. Tyler Schuerman, 2000-04	0.529	440	831	6,525
4. Mike Atkins, 1977-80	0.510	442	866	5,437
5. Aaron Battle, 1994-98	0.507	244	481	3,479
6. Mike Grogan, 1974-77	0.490	292	596	3,761
7. Barry Griffiths, 1987-88	0.470	139	296	2,395
8. Dustin Hickel, 2001-04	0.460	279	606	4,044
9. Mark Elliott, 1980-83	0.435	182	418	2,604
10. Joe Schartz, 1993-96	0.422	307	728	5,527

400-Yard Passing Games

Name	Opponent	Date	Yards (Cmp)
1. Mike Atkins	at Missouri Western	10/27/79	418 (34)
2. Barry Griffiths	Emporia State	11/12/88	416 (14)
3. Tyler Schuerman	vs Northern State	12/4/04	400 (23)

300-Yard Passing Games

Name	Opponent	Date	Yards (Cmp)
1. Mark Elliott	at Missouri Western	10/29/83	352 (23)
2. Aaron Battle	at Missouri Southern	10/24/98	351 (19)
3. Jordan Brill	at Colorado Mines	8/27/05	348 (14)
4. Barry Galbraith	Truman	11/6/99	342 (15)
5. Kyle Kingston	Central Missouri	9/19/87	332 (14)
6. Jeremy Smith	Missouri-Rolla	9/18/93	329 (23)
7. Jordan Brill	at Central Washington	9/17/05	328 (21)
8. Barry Griffiths	Wayne State (Neb.)	10/15/88	327 (17)
9. Dustin Hickel	Missouri Western	10/26/02	319 (20)
10. Tyler Schuerman	Missouri Southern	9/22/01	306 (14)
11. Tyler Schuerman	Southwest Baptist	10/14/00	306 (14)



(Far left) Former Washburn quarterback Mike Grogan (1974-77) is fifth on the all-time chart in passing yards with 3,761.

ABOUT WU

COACHES

PLAYERS

OPPONENTS

REVIEW

RECORDS

HISTORY

PASSING RECORD BOOK



**Michael Dritlein
(1992-95)**



**Troy Slusser
(1985-88)**



**Sam Sissom
(2002-pres.)**



**Ron Hamilton
(1979-80)**

(Right)
Former
Washburn
receiver **Michael
Dritlein
(1992-95)** is the
Ichabods' career
leader in pass
receptions
and receiving
yards.

Pass Receptions

Career • 170, Michael Dritlein, 1992-95
Season • 84, Ron Hamilton, 1980
By a sr. • 84, Ron Hamilton, 1980
By a jr. • 65, Sam Sissom, 2004
By a so. • 51, Michael Dritlein, 1993
By a fr. • 41, Sam Sissom, 2002
Game • 13, Ron Hamilton vs. Wayne State, 1980

Receiving Yards

Career • 3,103, Michael Dritlein, 1992-95
Season • 1,394, Troy Slusser, 1988
By a sr. • 1,394, Troy Slusser, 1988
By a jr. • 1,136, Marc Nardella, 1998
By a so. • 742, Michael Dritlein, 1993
By a fr. • 719, Sam Sissom, 2002
Game • 252, Troy Slusser vs. Emporia State, 1988
Season Game • 126.7, Troy Slusser, 1988 (11/1,394)
Career Game • 95.9, Ron Hamilton, 1979-80 (20/1,919)

Receiving Touchdowns

Career • 36, Sam Sissom, 2002-pr
Season • 20, Troy Slusser, 1988
By a sr. • 20, Troy Slusser, 1988
By a jr. • 15, Sam Sissom, 2004
By a so. • 6, Sam Sissom, 2003
By a fr. • 12, Sam Sissom, 2002

Average Per Reception

Career • 25.0, Alan Dressman, 1969-71
Season • 29.1, Alan Dressman, 1970

Career Reception Leaders

Career Leaders (by receptions)	No	Yards	TD	Avg
Michael Dritlein, 1992-95	170	3,103	18	18.3
1992 (Freshman)	32	433	3	13.5
1993 (Sophomore)	51	742	4	14.6
1994 (Junior)	39	816	3	20.9
1995 (Senior)	48	1,112	8	23.2
Sam Sissom, 2002-pr	152	2,614	36	17.2
Mike Odupitan, 2002-05	150	2,542	28	16.9
Ron Hamilton, 1979-80	134	1,919	11	14.3
Marc Nardella, 1996-99	119	2,080	15	17.4
Colon McNeal, 1998-2001	113	1,808	13	16.0
Cason Lehman, 2001-05	111	1,736	7	15.7
Troy Slusser, 1985-88	107	2,428	35	22.7
Mike Keeley, 1975-78	98	1,592	9	16.2
Chris Whittle, 1998-2001	78	1,070	1	13.7
Rick Benke, 1974-75	69	873	10	12.7

Season Reception Leaders

Season Leaders	No	Yards	TD	Avg.
Ron Hamilton, 1980	84	1,128	5	13.4
Troy Slusser, 1988	68	1,512	20	22.2
Sam Sissom, 2004	65	1,109	15	17.1
Marc Nardella, 1998	64	1,136	6	17.8
Mike Odupitan, 2004	56	816	10	14.6
Marc Nardella, 1999	54	933	9	17.2
Michael Dritlein, 1993	51	742	4	14.6
Colon McNeal, 2000	51	829	4	16.3
Ron Hamilton, 1979	50	791	6	15.8

Career Reception Yards

Career Leaders (by yardage)	Yards	No	TD	Avg.
Michael Dritlein, 1992-95	3,103	170	18	18.3
1992 (freshman)	433	32	3	13.5
1993 (sophomore)	742	51	4	14.6
1994 (junior)	816	39	3	20.9
1995 (senior)	1,112	48	8	23.2
Sam Sissom, 2002-pr	2,614	152	36	17.2
Mike Odupitan, 2002-05	2,524	150	28	16.9
Troy Slusser, 1985-88	2,428	107	35	22.7
Marc Nardella, 1996-99	2,080	119	15	17.4
Ron Hamilton, 1979-80	1,919	134	11	14.3
Colon McNeal, 1998-2001	1,808	113	13	16.0
Cason Lehman, 2001-05	1,736	111	7	15.6
Mike Keeley, 1975-78	1,592	98	9	16.2
Al Dressman, 1969-71	1,228	49	8	25.1

Season Reception Yards

Season Leaders	Yards	No	TD	Avg.
Troy Slusser, 1988	1,512	68	20	20.2
Marc Nardella, 1998	1,134	64	6	17.8
Ron Hamilton, 1980	1,128	84	5	13.4
Michael Dritlein, 1995	1,112	48	8	23.2
Sam Sissom, 2004	1,109	65	15	17.1
Marc Nardella, 1999	933	54	9	17.3
Mike Odupitan, 2005	857	47	8	16.9
Colon McNeal, 2000	829	51	4	16.3
Mike Odupitan, 2004	816	56	10	14.6
Michael Dritlein, 1994	816	39	3	20.9

200-Yard Receiving Games

Name	Opponent	Date	Yards (Rec)
1. Troy Slusser	Emporia State	11/12/88	252 (8)
2. Sam Sissom	at Colorado Mines	8/27/05	231 (7)
3. Marc Nardella	at Missouri Southern	10/24/98	221 (10)
4. Marc Nardella	Missouri Western	10/17/98	217 (11)
5. Sam Sissom	vs Northern State	12/4/04	216 (11)
6. Michael Dritlein	Truman	9/23/95	201 (7)





100-Yard Receiving Games

Name	Opponent	Date	Yards (Rec)
1. Michael Dritlein	Missouri-Rolla	9/18/93	183 (11)
2. Sam Sissom	at Missouri Southern	9/28/02	179 (5)
3. Troy Slusser	at Central Missouri	9/17/88	176 (5)
4. Michael Dritlein	at Central Missouri	9/25/93	174 (11)
5. Troy Slusser	Pittsburg State	10/29/88	172 (7)
6. Marc Nardella	at Emporai State	11/13/99	165 (8)
7. Marc Nardella	Truman	11/6/99	163 (4)
8. Michael Dritlein	Missouri-Rolla	10/14/95	162 (7)
9. Michael Dritlein	at Truman	10/15/94	160 (8)
10. Troy Slusser	at Emporia State	11/14/87	160 (7)
11. Troy Slusser	Wayne State (Neb.)	10/15/88	155 (8)
12. Sam Sissom	Emporia State	9/11/04	153 (4)
13. Marc Nardella	Southwest Baptist	9/19/98	152 (8)
14. Troy Slusser	Northwest Missouri	9/10/88	152 (7)
15. Steve Hardesty	at Missouri Western	10/29/83	152 (7)
16. Colon McNeal	Missouri Western	9/23/00	149 (7)
17. Colon McNeal	Southwest Baptist	10/14/00	149 (6)
18. Michael Dritlein	Missouri Southern	11/11/95	145 (8)
19. Michael Dritlein	at Illinois State	9/10/94	145 (4)
20. Troy Slusser	Central Missouri	9/19/87	144 (3)
21. Sam Sissom	at Southwest Baptist	10/18/03	141 (6)
22. Marc Nardella	at Truman	10/10/98	140 (8)

23. Michael Dritlein	at Pittsburg State	11/7/92	139 (10)
24. Mike Odupitan	at Missouri Southern	11/6/04	138 (5)
25. DaWight Benning	Central Missouri	11/1/03	136 (4)
26. Mike Keeley	at East Central	11/6/76	135 (9)
27. Troy Slusser	at Northeastern State	9/24/88	133 (9)
28. Michael Dritlein	at Northwest Missouri	11/4/95	132 (4)
29. Troy Slusser	Missouri Western	11/1/86	132 (3)
30. Anthony Simpson	at Southern Illinois	9/11/93	132 (10)
31. Rick Benke	at Fort Hays State	10/26/74	130 (4)
32. Colon McNeal	Missouri Southern	9/22/01	123 (6)
33. Steve Hardesty	Emporia State	10/1/83	122 (4)
34. Mike Odupitan	at Truman	9/18/04	121 (8)
35. Mike Odupitan	vs Northern State	12/4/04	119 (8)
36. Mike Odupitan	Western Washington	9/3/05	119 (6)
37. Mike Odupitan	Missouri Western	10/26/02	119 (5)
38. Troy Slusser	Fort Hays State	11/7/87	115 (6)
39. Cody Snyder	Central Missouri	9/30/99	114 (6)
40. Troy Slusser	at Nebraska-Kearney	10/8/88	114 (6)
41. Michael Dritlein	at Southwest Baptist	10/21/95	114 (4)
42. Sam Sissom	Colorado Mines	8/28/04	113 (3)
43. Mike Odupitan	Emporia State	11/2/02	113 (3)
44. Dino DeLisa	at Missouri Western	10/29/83	113 (10)
45. Steve Hardesty	Missouri Western	11/6/82	112 (7)
46. Marc Nardella	Missouri Southern	9/18/99	111 (9)
47. Mike Odupitan	Central Missouri	9/10/05	111 (5)
48. Michael Dritlein	at Pittsburg State	10/1/94	111 (5)
49. Andy Rucker	Southwest Baptist	10/26/96	111 (4)
50. Colon McNeal	Truman	10/6/01	110 (9)
51. Michael Dritlein	Pittsburg State	10/2/93	110 (7)
52. Colon McNeal	at Missouri-Rolla	10/7/00	109 (6)
53. Michael Dritlein	at Central Missouri	10/7/95	108 (6)
54. Troy Slusser	at Fort Hays State	11/5/88	108 (5)
55. Dwayne Haley	Emporia State	11/12/88	106 (4)
56. Mike Odupitan	at Northwest Missouri	10/8/05	105 (6)
57. James Walker	at Morningside	9/14/85	104 (6)
58. Dwayne Haley	Wayne State (Neb.)	10/15/88	104 (4)
59. Troy Slusser	at Missouri Southern	10/22/88	103 (6)
60. Rick Benke	at Missouri Western	9/20/75	103 (5)
61. Mike Odupitan	Southwest Baptist	10/9/04	102 (7)
62. Sam Sissom	Northwest Missouri	10/5/02	101 (3)
63. Steve Tacca	at Pittsburg State	10/12/85	100 (8)
64. Michael Dritlein	at Missouri Southern	10/29/94	100 (5)

Two 100 yard receivers in same game

Name	Combined Yards
1. Troy Slusser (252) and Dwayne Haley (106) vs Emporia State (11/12/88)	358
2. Sam Sissom (216) and Mike Odupitan (119) vs Northern State (12/4/04)	335
3. Steve Hardesty (152) and Dino DeLisa (113) at Missouri Western (10/29/83)	265
4. Troy Slusser (155) and Dwayne Haley (104) vs Wayne State (10/15/88)	259

Career 100 yard receiving games

Name	Number
1. Michael Dritlein	14
2. Troy Slusser	13
3. Mike Odupitan	9
4. Sam Sissom	7
5. Marc Nardella	7



(Left) Former Washburn receiver Michael Odupitan (2002-05) is third on the Ichabods all-time receptions chart with 150. He finished with 2,542 career yards which is also third on the Ichabod charts.

ABOUT WU

COACHES

PLAYERS

OPPONENTS

REVIEW

RECORDS

HISTORY

RECEIVING RECORD BOOK



- ABOUT WU
- COACHES
- PLAYERS
- OPPONENTS
- REVIEW
- RECORDS
- HISTORY

TOTAL OFFENSIVE RECORD BOOK



**Tyler Schuerman
(2000-04)**

Total Offensive Plays

Career • 1,273, Tyler Schuerman, 2000-04
 Season • 469, Barry Galbraith, 1999
 Game • 69, Mike Atkins vs Wayne State, 1980



**Joe Schartz
(1993-96)**

Total Offensive Yards


Career • 8,315, Tyler Schuerman, 2000-04
 (6,525 passing, 1,790 rushing)
 Season • 2,691, Tyler Schuerman, 2004
 (2,308 passing, 383 rushing)
 By a sr. • 2,691, Tyler Schuerman, 2004
 By a jr. • 1,891, Joe Schartz, 1995
 By a so. • 2,630, Jordan Brill, 2005
 By a fr. • 2,644, Tyler Schuerman, 2000
 Game • 446, Tyler Schuerman vs Northern State, 12/4/04
 (400 passing, 46 rushing)



**Dustin Hickel
(2001-04)**

Total Offensive Touchdowns

Career • 78, Tyler Schuerman, 2000-04
 Season • 30, Tyler Schuerman, 2004
 Game • 6, Barry Griffiths vs. Emporia State, 1988



**Mike Atkins
(1977-80)**

Career Leaders

	Yards	Rush	Pass
Tyler Schuerman, 2000-04	8,315	1,790	6,525
Joe Schartz, 1993-96	6,622	1,095	5,527
Dustin Hickel, 2001-04	5,242	1,098	4,144
Mike Atkins, 1977-80	5,063	-284	5,437
Aaron Battle, 1994-98	4,173	694	3,479
LeRoy Harmon, 1945-49	3,924	1,927	1,997
Mike Grogan, 1974-77	3,861	100	3,761

Barry Galbraith, 1995-99	3,040	356	2,684
Jordan Brill, 2003-pr	3,160	-157	3,317
Dino DeLisa, 1983-85	2,794	2,794	0
Kyle Kingston, 1986-87	2,671	290	2,381
Trent Hearn, 2002-pr	2,597	2,597	0
Barry Griffiths, 1987-88	2,352	-43	2,395
Brandon Rainer, 1998-2001	2,182	2,182	0
Les Williams, 1986-90	2,030	2,030	0

Season Leaders

	Yards	Rush	Pass
Tyler Schuerman, 2004	2,691	383	2,308
Tyler Schuerman, 2000	2,644	708	1,936
Jordan Brill, 2005	2,630	-145	2,775
Dustin Hickel, 2002	2,571	411	2,160
Barry Galbraith, 1999	2,540	271	2,269
Barry Griffiths, 1988	2,296	-42	2,338
Aaron Battle, 1998	2,258	127	2,131
Mike Atkins, 1980	1,905	-201	2,106
Joe Schartz, 1995	1,891	439	1,452
Kyle Kingston, 1987	1,794	165	1,629

(Right)
Joe Schartz
 finished his
 career with
6,622 yards in
 total offense
 which was
 the most in
 school history
 at the time.
 He is now
 second on
 the chart. His
1,981 yards in
 total offense
 as a junior still
 stands as a
 school record.





All Purpose Yards

Career • 5,048, Troy Slusser, 1985-1988

Season • 2,012, Troy Slusser, 1988

By a sr. • 2,012, Troy Slusser, 1988

By a jr. • 1,544, Troy Slusser, 1987

By a so. • 1,452, Dino DeLisa, 1983

By a fr. • 818, Michael Dritlein, 1992

Game • 252, Troy Slusser vs Emporia State, 1988

All Purpose Yards Average Per Game

Career • 117.4, Troy Slusser, 1985-1988

Season • 182.9, Troy Slusser, 1988

(2,012 yards in 11 games)

Career Leaders by Yards

Career Leaders by Yards	Yards
Troy Slusser, 1985-88	5,043
Mike Odupitan, 2002-05	4,130
Michael Dritlein, 1992-95	3,823
Colon McNeal, 1998-2001	3,441
Sam Sissom, 2002-pr	3,229
Dino DeLisa, 1983-86	3,114
Trent Hearn, 2003-pr	2,655
Willie Sapp, 1995-97	2,496
Dash Wandix, 1986-89	2,419
Brandon Rainer, 1998-01	2,298
Marc Nardella, 1996-1999	2,079

Career Leaders Per Game Average

Career Leaders by Yards Per Game	Yards	YPG
Troy Slusser, 1985-88	5,043	117.4
Michael Dritlein, 1992-95	3,823	103.3
Mike Odupitan, 2002-05	4,130	96.0
Trent Hearn, 2002-pr	2,655	94.8
Sam Sissom, 2002-pr	3,229	92.9
Ra'Shawn Mosley, 2004-pr	1,691	84.6
Willie Sapp, 1995-97	2,496	83.2
Marc Nardella, 1996-99	2,079	83.2
Colon McNeal, 1998-2001	3,441	80.0

Season Leaders by Yards

Season Leaders by Yards	Yards
Troy Slusser, 1988	2,012
Troy Slusser, 1987	1,544
Dino DeLisa, 1983	1,452
Sam Sissom, 2004	1,419
Michael Dritlein, 1995	1,403
Ron Hamilton, 1980	1,253
Trent Hearn, 2005	1,237
Ra'Shawn Mosley, 2004	1,202
Mike Odupitan, 2005	1,189
Trent Hearn, 2005	1,176

Season Leaders Per Game Average

Season Leaders by Yards Per Game	Yards	YPG
Troy Slusser, 1988	2,012	182.9
Dino DeLisa, 1983	1,452	145.2
Troy Slusser, 1987	1,544	140.4
Michael Dritlein, 1995	1,403	140.3
Ron Hamilton, 1980	1,253	125.3
Sam Sissom, 2004	1,419	118.2
Mike Odupitan, 2003	1,160	116.0
Trent Hearn, 2003	1,136	113.6
Mike Odupitan, 2004	1,295	107.9
Dino DeLisa, 1985	941	104.6
Marc Nardella, 1998	1,136	103.8
Trent Hearn, 2005	1,237	103.1
Ra'Shawn Mosley, 2004	1,202	100.2
Mike Odupitan, 2005	1,189	99.1
Colon McNeal, 2001	1,080	98.2
Andy Rucker, 1997	1,074	97.6
Phil Brooks, 1989	940	94.0




**Troy Slusser
(1985-88)**



**Michael Dritlein
(1992-95)**



**Colon McNeal
(1998-2001)**



(Left)
Former Washburn receiver, punt and kick returner Troy Slusser is Washburn's all-time career leader in all purpose yards with 5,043. His 2,012 yards in 1988 is also a single-season record.

ABOUT WU

COACHES

PLAYERS

OPPONENTS

REVIEW

RECORDS

HISTORY

ALL-PURPOSE YARDS RECORD BOOK



- ABOUT WU
- COACHES
- PLAYERS
- OPPONENTS
- REVIEW
- RECORDS
- HISTORY

KICK RETURN RECORD BOOK



Mike Odupitan (2002-05)

Kickoff Returns

Career • 66, Mike Odupitan, 2002-05
 Season • 30, Joe Clark, 1990

Kickoff Return Yardage

Career • 1,388, Mike Odupitan, 2002-05
 Season • 648, Joe Clark, 1990

Kickoff Return Average

Career • 28.9, Fletcher Terrell, 2003-pr (16-462)
 24.8, Clarence Taylor, 1974-77 (47-1,184)
 Season • 43.8, Gene McBride, 1970 (8-350)
 28.8, Clarence Taylor, 1976 (18-519)



Fletcher Terrell (2003-pr)

Kickoff Returns for Touchdown

Career • 2, Fletcher Terrell, 2003-pr
 Season • 2, Fletcher Terrell, 2005

Longest Kickoff Return for a Touchdown

- 100 yards by Fletcher Terrell vs CMSU, 2005
- 98 yards by Ed Vacek vs CMSU, 1985
- 97 yards by Bill Baker vs Benedictine, 1951
- 97 yards by Corey Crain vs MSSU, 1999
- 89 yards by Mike Odupitan vs MSSU, 2003



Clarence Taylor (1975-77)

(Right) Fletcher Terrell returned two kickoffs for touchdowns during his junior season including a 100-yard return against Central Missouri on Sept. 10, 2005. His other return for a score was against Pittsburg State on Oct. 1, 2005.

Career Kickoff Return Average

Career Leaders (min. 15)	Avg	Ret	Yards	TD
Fletcher Terrell, 2003-pr	28.9	16	462	2
Clarence Taylor, 1974-77	24.8	47	1,184	0
Corey Crain, 1999-2002	24.6	27	663	1
Patrick Hayes, 1999-2002	23.3	51	1,189	0
Ron Beal, 1978-79	23.1	18	432	0
Chris Huelsman, 2001-03	23.0	21	484	0
Troy Slusser, 1985-88	21.8	49	1,101	0
Joe Clark, 1990	21.6	30	648	0
Mike Odupitan, 2002-pr	21.1	66	1,388	1

Season Kickoff Return Average

Season Leaders (min. 8)	Avg.	Ret	Yards	TD
Gene McBride, 1970	43.8	8	350	0
Corey Crain, 1999	32.5	10	325	1
Fletcher Terrell, 2005	30.8	13	400	2
Clarence Taylor, 1976	28.8	18	519	0
Mike Odupitan, 2003	28.0	21	588	1
Clarence Taylor, 1977	27.6	15	414	0
Ron Beal, 1979	27.4	11	301	0
Patrick Hayes, 2000	24.8	22	545	0
Colon McNeal, 2001	24.8	13	323	0
Dwayne Haley, 1988	24.6	13	304	0
Troy Slusser, 1987	24.4	17	414	0
Patrick Hayes, 2001	23.4	24	562	0
Troy Slusser, 1985	23.3	13	303	0
Dashiell Wandix, 1987	23.2	13	302	0
Chris Huelsman, 2002	22.9	19	435	0
Andy Rucker, 1997	22.7	19	431	0





Punt Returns

Career • 121, Troy Slusser, 1985-88
 Season • 45, Troy Slusser, 1987

Punt Return Yards

Career • 1,152, Troy Slusser, 1985-88
 Season • 416, Troy Slusser, 1987

Punt Return Average

Career • 12.9, Mayo Schmidt, 1978
 Season • 15.3, Colon McNeal, 1998

Punt Returns for a Touchdown

Career • 1, Troy Slusser, 1985-88; Andy Rucker, 1995-97; Clarence Taylor, 1974-77; Brooks Myers, 2002-03; Sam Sissom, 2002-pr; Jake Lebahn, 2003-pr; Tramaine Young, 2003-04
 Season • 1, Troy Slusser, 1986; Andy Rucker, 1995 and Clarence Taylor, 1975; Brooks Myers, (blkd punt return), 2001; Sam Sissom 2004; Jake Lebahn, (blkd punt return), 2005; Tramaine Young, 2004

Longest Punt Return for a Touchdown

90 yards by Clarence Taylor vs. Emporia State, 1975

Career Punt Return Average

Career Leaders (min. 15)	Avg.	Ret.	Yards	TD
Jarod Tetuan, 2003-pr	15.8	17	269	0
Sam Sissom, 2002-pr	11.0	56	613	1
Clarence Taylor, 1974-77	10.9	75	820	1
Colon McNeal, 1998-2001	10.7	49	524	0
Ron Beal, 1978-79	10.4	29	302	0

Season Punt Return Average

Season Leaders (min.7)	Avg.	Ret.	Yards	TD
Jarod Tetuan, 2004	20.1	8	161	0
Colon McNeal, 1998	15.3	13	199	0
Clarence Taylor, 1975	13.9	15	209	1
Sam Sissom, 2004	13.5	23	310	1
Mayo Schmidt, 1978	12.9	14	181	0
Ron Beal, 1978	12.3	15	185	0
Jarod Tetuan, 2005	11.0	10	110	0
Clarence Taylor, 1977	11.7	28	327	0
Troy Slusser, 1988	10.8	38	414	0
Anthony Bryan, 1985	10.7	7	75	0
Patrick Hayes, 2000	10.3	23	237	0
Ron Hamilton, 1980	9.6	13	125	0
Sam Sissom, 2003	9.3	32	296	0
Troy Slusser, 1987	9.2	45	416	0



Clarence Taylor (1975-77)



Andy Rucker (1995-97)



Patrick Hayes (1999-2002)



(Left) Jarod Tetuan set the Ichabod record for the best punt return average as a sophomore with a 20.1 per return average.

- ABOUT WU
- COACHES
- PLAYERS
- OPPONENTS
- REVIEW
- RECORDS
- HISTORY

PUNT RETURN RECORD BOOK



ABOUT WU

COACHES

PLAYERS

OPPONENTS

REVIEW

RECORDS

HISTORY

SCORING RECORD BOOK



Points Scored

Career • 234, Trent Hearn, 2002-pr
 Season • 128, Troy Slusser, 1988
 Game • 30, Art Fletcher vs. Benedictine, 1948

Touchdowns Scored

Career • 39, Trent Hearn, 2002-pr
 Season • 21, Troy Slusser, 1988
 Game • 5, Art Fletcher vs. Benedictine, 1948

Extra Points Scored

Career Made • 126, Connor Sabel, 2003-pr
 Career Attempts • 133, Connor Sabel, 2003-pr
 Season • 59, Connor Sabel, 2005 (59-59)
 Game • 10, Mike Cassin vs. St. Mary's of the Plains, 1978
 Consecutive • 59, Connor Sabel, 2003-pr

Field Goals

Career Made • 36, Chad Todd, 1997-2000
 Career Attempts • 46, Chad Todd, 1997-2000
 Season Made • 17, Nick Kresic, 1986
 Season Attempts • 23, Nick Kresic, 1986
 Game • 4, Mike Cassin vs. Missouri Valley, 1978;
 Dan Brown vs. Emporia State, 1992;
 Chad Todd vs. Wisconsin-LaCrosse, 2000

Kick Scoring

Career • 210, Chad Todd, 1997-2000
 Season • 79, Nick Kresic, 1986

Career Scoring Leaders

Career Leaders	Points	TD	PAT	FG
Trent Hearn, 2002-pr	234	39	0	0
Sam Sissom, 2002-pr	226	37	2	0
Troy Slusser, 1985-88	226	37	2	0
Chad Todd 1997-2000	210	0	102	36
Brandon Rainer, 1998-2001	186	31	0	0
Mike Odupitan, 2002-05	180	30	0	0
Dino DeLisa, 1983-85	174	29	0	0
Connor Sabel, 2003-pr	153	0	126	9

Tyler Schuerman, 2000-04	150	25	0	0
Nick Kresic, 1983-86	141	0	78	34
Joe Schartz, 1993-96	138	23	0	0
Dan Brown, 1992-95	137	0	74	21
Kevin McCormick, 1969-71	126	21	0	0
Willie Sapp, 1995-97	116	19	1	0
Michael Dritlein, 1992-95	108	18	0	0
Brent Cripps, 1975-77	108	18	0	0

Season Scoring Leaders

Season Leaders	Points	TD	PAT	FG
Troy Slusser, 1988	128	21	1	0
Trent Hearn, 2005	120	20	0	0
Sam Sissom, 2004	98	16	1	0
Tyler Schuerman, 2000	96	16	0	0
Trent Hearn, 2003	96	16	0	0
Dino DeLisa, 1983	84	14	0	0
Nick Kresic, 1986	79	0	28	17
Kevin McCormick, 1971	78	13	0	0
Sam Sissom, 2002	74	12	1	0
Ra'Shawn Mosley, 2004	66	11	0	0
Mike Odupitan, 2004	66	11	0	0
Connor Sabel, 2005	65	0	59	2
Chad Todd, 2000	63	0	42	7
Nick Cummings, 1994	60	10	0	0
Connor Sabel, 2004	57	0	45	4

Trent Hearn (2002-pr)



Sam Sissom (2002-pr)



Troy Slusser (1985-88)



Chad Todd (1997-2000)

(Right) Trent Hearn enters his senior season as the all-time leading scorer at Washburn with 234 points on 39 touchdowns.





Punts Attempted

- Career • 239, Tim Beasley, 1984-87
- Season • 78, Jeff Hill, 1969
- By a sr. • 78, Jeff Hill, 1969
- By a jr. • 62, Alan Kaniper, 1990
- By a so. • 70, Tim Beasley, 1985
- By a fr. • 77, Randy Davey, 1982
- Game • 11, Brian Fuemmeler vs. MSSC, 1995

Punting Yardage

- Career • 9,983, Tim Beasley, 1984-87
- Season • 3,044, Jeff Hill, 1969
- By a sr. • 3,044, Jeff Hill, 1969
- By a jr. • 2,488, Alan Kaniper, 1990
- By a so. • 2,608, Tim Beasley, 1985
- By a fr. • 2,982, Randy Davey, 1982

Punting Average

- Career • 40.9, Kevin Cummings, 1979-80
- Season • 42.5, Eric Roth, 2002
- By a sr. • 42.5, Eric Roth, 2002
- By a jr. • 40.9, Curtis Massey, 2004
- By a so. • 39.3, Brent Cripps, 1975
- By a fr. • 39.8, Brent Cripps, 1974
- Game • 49.8 (6 punts min), Brent Cripps vs. MWSU 1974

Longest Punt

- Randy Davey, vs MWSU, 1982 87 yards

Career Punting Leaders

Career Leaders	Avg.	Punts	Yards
Brent Cripps, 1974-77	40.02	196	7,844
Kevin Cummings, 1979-80	39.986	72	2,879
Curtis Massey, 2004-05	39.67	102	4,046
Alan Kaniper, 1988-91	38.4	231	8,933
Eric Roth, 1999-2002	38.2	204	7,800
Jon Bakalar, 1970-71	37.8	123	4,645
Jeff Hill, 1966-69	37.6	191	7,229
Tim Beasley, 1984-87	37.7	239	8,983
Pete Roscetti, 1963	37.3	32	1,811
Dave Bowan, 1972	36.7	50	1,835
Brian Fuemmeler, 1994-97	36.4	206	7,504

Season Punting Leaders

Season Leaders	Avg.	Punts	Yards
Eric Roth, 2002	42.5	53	2,252
Brent Cripps, 1977	42.0	46	1,934
Curtis Massey, 2004	40.9	59	2,416
Alan Kaniper, 1990	40.1	62	2,488
Brian Fuemmeler, 1997	39.9	58	2,312
Kevin Cummings, 1980	39.8	66	2,627
Brent Cripps, 1974	39.8	56	2,231
Alan Kaniper, 1991	39.3	65	2,555
Brent Cripps, 1975	39.3	40	1,573
Jon Bakalar, 1971	39.0	62	2,417
Brent Cripps, 1976	39.0	54	2,106
Eric Roth, 2001	38.8	44	1,706
Tim Beasley, 1986	38.8	48	1,862
Randy Davey, 1982	38.7	77	2,982




**Eric Roth
(1999-2002)**



**Brent Cripps
(1974-77)**



**Randy Davey
(1982-83)**



**(Left)
Washburn's
Brian
Fuemmeler
(1994-97) led
the Ichabods
in punting four
straight seasons.
His 11 punts
against Missouri
Southern in
1995 is a team
record.**

ABOUT WU

COACHES

PLAYERS

OPPONENTS

REVIEW

RECORDS

HISTORY

PUNTING RECORD BOOK



- ABOUT WU
- COACHES
- PLAYERS
- OPPONENTS
- REVIEW
- RECORDS
- HISTORY

DEFENSIVE RECORD BOOK



Grant Gould (2002-05)



Tony Scollieri (1994-97)



Joe Corcoran (2000-04)

(Right) Former Ichabod line-backer Grant Gould finished his career as the all-time leading tackler in Washburn history with 459 tackles, 110 tackles more than the second-ranked Ichabod on the chart.

Total Tackles

Career • 459, Grant Gould, 2002-05
Season • 152, Bill Guidetti, 1984

Solo Tackles

Career • 205, Grant Gould, 2002-05
Season • 74, Tony Scollieri, 1997

Assisted Tackles

Career • 254, Grant Gould, 2002-05
Season • 73, Grant Gould, 2004

Quarterback Sacks

Career • 28.5, Jim Butler, 1985-87
Season • 12, Dan Remboldt, 1984; Jim Butler, 1987
Game • 4, Jim Butler vs. Wayne State, 1985
Jim Butler vs. Wayne State, 1987

Tackles for Loss

Career • 38, Grant Gould, 2002-05
Season • 18, Corey Phipps, 1999

Interceptions

Career • 17, Fletcher Terrell, 2003-pr
Season • 8, Bruce Canady, 1983; Fletcher Terrell, 2005
Game • 5, Larry Miffleton
Return yards season • 190, Fletcher Terrell, 2003
Return yards career • 416, Fletcher Terrell, 2003-pr
TD returns season • 2, Fletcher Terrell, 2005
TD returns career • 3, Fletcher Terrell, 2003-pr



Longest Interception Returned for Touchdown

Meryl Garvey, 91 yards, 1948 vs Peru State

Most Blocked Kicks

Career • 5, Zuri Stokes, 1993-96
Season • 5, Zuri Stokes, 1996
Team Record • 7, 1996

Fumbles Recovered

Career • 9, Steve Mullins, 1976-79,
John Tatum, 1976-79, and Danny Holmes,
1981-84
Season — 6, Mike Lake, 1968

Passes Defended

Career • 58, Fletcher Terrell, 2003-pr *NCAA Record
Season • 20, Fletcher Terrell, 2004

^Career tackle charts are incomplete before 1984

Career Tackles

Career Leaders	Tackles	Solos	Assists
Grant Gould, 2002-05	459	205	254
Tony Scollieri, 1994-97	349	196	153
Joe Corcoran, 2000-04	324	150	174
Matt Cahill, 1979-82	323	•	•
Jeremy Potts, 1998-2001	258	143	115
Corey Phipps, 1997-2000	242	125	117
Josh Looney, 2002-05	227	94	133
Todd McGhghy, 1990-91	226	138	88
Nolan Jeffery, 1993-95	225	141	84
Wade Dennis, 1986-88	191	98	93
Morgan Dewey, 2002-03	185	71	114

Season Tackles

Season Leaders	Tackles	Solos	Assists
Bill Guidetti, 1984	152	•	•
Todd McGhghy, 1991	129	71	58
Grant Gould, 2005	128	58	70
Grant Gould, 2004	127	54	73
Joe Corcoran, 2002	124	57	55
Tony Scollieri, 1997	124	74	50
Tony Scollieri, 1996	116	61	55
Corey Phipps, 1999	112	57	55
Grant Gould, 2003	111	45	66
Wade Dennis, 1988	111	62	49
Charlie Bennett, 1987	108	67	41
Mike Gonzalez, 2005	105	48	57
Dave Noot, 1992	97	40	57
Todd McGhghy, 1990	97	67	30
Grant Gould, 2002	93	48	45

^Career tackle charts are incomplete before 1984

Single Game Tackles since 1997 season

- 19, Joe Corcoran, vs NWMSU, 10/5/02 (10 solo/9 assist)
- 18, Joe Corcoran, vs TSU, 10/6/01 (7/11)
- 18, Mike Gonzalez, vs PSU, 10/1/05 (10/8)
- 18, Grant Gould, vs ESU, 19/11/04 (6/12)
- 16, Joe Corcoran, vs FHSU, 9/14/02 (7/9)
- 16, Morgan Dewey, vs SBU, 10/18/03 (1/15)
- 16, Grant Gould, vs CSM, 8/28/04 (5/11)
- 16, Grant Gould, MWSU, 10/30/04 (4/12)
- 16, Blake Meyer, MWSU, 10/30/04 (8/8)



Yearly Rushing Leaders

Year	Name	Yards	Att.	Avg.	TD
2005	Trent Hearn	1,203	224	5.4	20
2004	Ra'Shawn Mosley	1,084	215	5.0	11
2003	Trent Hearn	1,116	235	4.8	16
2002	Dustin Hickel	411	110	3.7	7
2001	Dustin Hickel	540	143	3.8	5
2000	Tyler Schuerman	708	189	3.7	16
1999	Brandon Rainer	619	137	4.5	6
1998	Lydell Flowers	526	93	5.7	0
1997	Willie Sapp	819	146	5.6	8
1996	Keith Coleman	475	104	4.6	4
1995	Willie Sapp	559	90	5.9	3
1994	Nick Cummings	643	135	4.8	10
1993	Nick Cummings	400	112	3.6	1
1992	Nick Cummings	405	88	4.6	3
1991	Allen Moore	618	87	7.1	2
1990	Greg Lane	758	178	4.3	3
1989	Phillip Brooks	936	188	5.0	6
1988	Les Williams	947	206	4.6	5
1987	Johnny Perkins	510	123	4.1	7
1986	Les Williams	418	107	3.9	7
1985	Dino DeLisa	888	215	4.1	7
1984	Dino DeLisa	721	188	3.8	8
1983	Dino DeLisa	1,185	262	4.5	14
1982	Ron Davis	343	108	3.2	4
1981	Ron Davis	347	94	3.7	4
1980	Alan Greig	144	41	3.5	0
1979	Mark Samich	338	93	3.6	0
1978	Jim Rodden	486	143	3.4	4
1977	Clarence Taylor	583	109	5.3	5
1976	Brent Cripps	572	158	3.6	7
1975	Gary Yager	748	184	4.1	8
1974	Gary Yager	439	119	3.7	3
1973	Cory Heiniger	378	99	3.8	2
1972	Jeff Roether	513	91	5.6	4
1971	Kevin McCormick	862	172	5.0	13
1970	Kevin McCormick	690	212	3.3	7
1969	Steve Alston	437	160	2.7	6
1968	Charlie King	291	78	3.7	3
1967	Steve Alston	288	93	3.1	1
1966	Mickey Romano	594	141	4.2	3
1965	Melvin Myricks	466	114	4.1	3



Trent Hearn needs 198 yards in his senior season to become Washburn's all-time leading rusher.

1964	Mickey Romano	485	86	5.6	
1963	Bobby Jones	393	82	4.7	2
1962	Frank Pickens	356	75	4.7	3
1961	John Gacek	369	72	5.1	0

Yearly Passing Leaders

Year	Name	Yards	Cmp.	Att.	Pct.	TD	Int.
2005	Jordan Brill	2,775	168	297	.566	24	13
2004	Tyler Schuerman	2,308	159	289	.550	28	6
2003	Tyler Schuerman	1,247	81	157	.516	6	11
2002	Dustin Hickel	2,160	142	308	.461	21	12
2001	Tyler Schuerman	1,034	66	140	.471	9	6
2000	Tyler Schuerman	1,936	134	245	.547	10	13
1999	Barry Galbraith	2,269	151	262	.576	16	7
1998	Aaron Battle	2,131	149	266	.560	10	7
1997	Aaron Battle	1,175	83	179	.464	3	6
1996	Joe Schartz	1,286	81	165	.491	10	9
1995	Joe Schartz	1,452	78	149	.524	10	15
1994	Joe Schartz	1,359	74	181	.409	4	16
1993	Joe Schartz	1,430	109	233	.468	7	14
1992	Jeremy Smith	917	72	135	.533	6	8
1991	Dan Holloway	657	56	122	.459	2	6
1990	Dave Weimers	399	26	91	.286	1	9
1989	Mark Johnson	924	81	197	.411	4	9
1988	Barry Griffiths	2,338	135	275	.479	23	11
1987	Kyle Kingston	1,629	97	191	.507	12	15
1986	Jim Bernard	988	75	155	.484	5	7
1985	Mike McCartney	1,369	119	245	.486	9	20
1984	Tim Beasley	282	28	82	.341	2	6
1983	Mark Elliott	1,074	80	133	.602	5	5
1982	Jeff Leiker	959	77	186	.414	6	12
1981	Mark Elliott	1,388	90	246	.370	7	18
1980	Mike Atkins	2,106	183	345	.530	13	20
1979	Mike Atkins	1,678	130	248	.520	11	15
1978	Mike Atkins	1,374	112	237	.470	5	17
1977	Mike Grogan	1,202	74	163	.454	9	10
1976	Mike Grogan	721	60	118	.508	4	10
1975	Mike Grogan	1,098	91	177	.514	10	12
1974	Mike Grogan	740	67	138	.486	9	8
1973	Paul Garrett	352	26	71	.366	1	5
1972	Ed Clark	431	36	101	.356	1	13
1971	Ed Clark	232	16	31	.516	1	0
1970	Jon Bakalar	698	32	81	.395	1	3
1969	Dale Bennett	904	64	171	.374	6	14
1968	Dean Ferrell	793	76	169	.450		
1967	Dean Ferrell	732	72	163	.442		
1966	J.D. Cleavinger	330	28	76	.368		
1965	Tom Huber	147	17	53	.321		
1964	Tom Huber	253	12	35	.343		
1963	Bill Harper	718	45	108	.417		
1962	Curt Miller	462	38	80	.475		
1961	Tom Hallacy	403	31	81	.383		

Yearly Receiving Leaders

Year	Name	Receptions	Yards	Avg./C	TD
2005	Mike Odupitan	47	857	18.2	8
2004	Sam Sissom	65	1,109	17.1	15
2003	Sam Sissom	39	555	14.2	6
2002	Sam Sissom	41	719	17.5	12
2001	Colon McNeal	43	732	17.0	8
2000	Colon McNeal	51	829	16.3	4
1999	Marc Nardella	54	933	17.3	9
1998	Marc Nardella	64	1,136	17.8	6



Returning after a knee injury kept him out of the 2005 season, Sam Sissom is looking to become the first Ichabod to lead the team in receiving in four different years since Michael Dritlein accomplished the feat from 1992-95.

1997	Andy Rucker	39	643	16.5	3
1996	Andy Rucker	22	476	21.6	3
1995	Michael Dritlein	48	1,112	23.2	8
1994	Michael Dritlein	39	816	20.9	3
1993	Michael Dritlein	51	742	14.6	4
1992	Michael Dritlein	32	433	13.5	3
1991	Tracey Hoffman	20	271	13.6	2
1990	Todd Scharnhorst	16	259	16.2	0
1989	Dashiell Wandix	20	239	12.0	0
1988	Troy Slusser	65	1,394	21.4	20
1987	Troy Slusser	28	724	25.9	8
1986	Aaron Walker	12	331	27.6	2
1985	Steve Tacca	34	401	11.8	1
1984	Steve Tacca	15	183	12.2	3
1983	Steve Hardesty	39	606	15.5	1
1982	Mark Elliott	12	274	22.8	2
1981	Steve Pokrywka	25	492	19.7	2
1980	Ron Hamilton	84	1,128	13.4	5
1979	Ron Hamilton	50	791	15.8	6
1978	Mike Keeley	36	591	16.4	3
1977	Mike Keeley	30	538	17.9	4
1976	Mike Keeley	32	463	14.5	2
1975	Rick Benke	42	523	12.5	7
1974	Rick Benke	27	350	12.9	3
1973	John Hodnefield	14	310	22.1	2
1972	Jeff Roether	16	226	14.1	1
1971	Al Dressman	19	351	18.5	3
1970	Al Dressman	19	553	29.1	2
1969	Al Dressman	11	324	29.5	3
1968	Irv McCoy	35	305	8.7	0
1967	Jeff Hill	34	368	10.8	1
1966	Dan Dreiling	5	106	21.2	2
1965	Charlie White	10	122	12.2	0
1964	Pete Roscetti	10	289	28.9	
1963	Pete Roscetti	15	282	18.8	3
1962	John Pusateri	10	177	17.7	7
1961	John Gacek	10	157	15.7	0

ABOUT WU

COACHES

PLAYERS

OPPONENTS

REVIEW

RECORDS

HISTORY

SEASON YEAR BY YEAR STAT LEADERS



ABOUT WU
COACHES
PLAYERS
OPPONENTS
REVIEW
RECORDS
HISTORY

SEASON YEAR BY YEAR STAT LEADERS

Yearly Total Offense Leaders

Year	Name	Yards	Plays	TD
2005	Jordan Brill	2,630	342	24
2004	Tyler Schuerman	2,691	366	30
2003	Tyler Schuerman	1,466	214	7
2002	Dustin Hickel	2,571	418	28
2001	Dustin Hickel	1,548	540	8
2000	Tyler Schuerman	2,644	434	26
1999	Barry Galbraith	2,540	469	19
1998	Aaron Battle	2,258	413	17
1997	Aaron Battle	1,677	344	10
1996	Joe Schartz	1,665	304	16
1995	Joe Schartz	1,891	305	17
1994	Joe Schartz	1,649	329	10
1993	Joe Schartz	1,417	285	11
1992	Jeremy Smith	853	157	8
1991	Dan Holloway	744	185	3
1990	Greg Lane	758	178	3
1989	Mark Johnson	976	265	7
1988	Barry Griffiths	2,296	329	24
1987	Kyle Kingston	1,794	256	13
1986	Jim Bernard	1,374	251	7
1985	Mike McCartney	1,325	243	9
1984	Dino DeLisa	721	188	8
1983	Dino DeLisa	1,185	262	14
1982	Jeff Leiker	1,042	263	6
1981	Mark Elliott	1,299	353	8
1980	Mike Atkins	1,905	408	14
1979	Mike Atkins	1,597	310	11
1978	Mike Atkins	1,312	277	5
1977	Mike Grogan	1,192	246	13
1976	Mike Grogan	725	190	8
1975	Mike Grogan	1,122	240	15
1974	Mike Grogan	822	220	9
1973	Paul Garrett	328	133	2
1972	Ed Clark	682	218	3
1971	Kevin McCormick	862	172	13
1970	Jon Bakalar	779	152	3
1969	Dale Bennett	796	262	6
1968	Dean Ferrell	909	247	•
1967	Dean Ferrell	904	281	•
1966	J.D. Cleavinger	466	163	•
1965	Melvin Myricks	466	114	3
1964	Jerry Hardy	489	61	•

1963	Bill Harper	1,051	224	•
1962	Curt Miller	803	185	•
1961	Tom Hallacy	417	111	•

Yearly all-Purpose Leaders

Year	Name	Rush	Rec	PR	KOR	IT	Total	Avg
2005	Trent Hearn	1,203	34	0	0	0	1,237	103.1
2004	Sam Sissom	0	1,109	310	0	0	1,419	118.2
2003	Mike Odupitan	97	475	0	588	0	1,160	116.0
2002	DaWight Benning	199	617	0	0	0	816	74.2
2001	Colon McNeal	11	732	14	323	0	1,080	98.2
2000	Colon McNeal	9	829	0	0	0	838	76.2
1999	Marc Nardella	0	933	0	0	0	933	84.8
1998	Marc Nardella	0	1,136	0	0	0	1,136	103.8
1997	Andy Rucker	0	643	0	431	0	1,074	97.6
1996	Andy Rucker	0	476	0	288	0	764	84.9
1995	Michael Dritlein	0	1,112	0	291	0	1,403	140.3
1994	Michael Dritlein	44	816	0	0	0	860	86.0
1993	Michael Dritlein	0	742	0	0	0	742	92.8
1992	Michael Dritlein	21	433	10	375	0	818	90.8
1991	Allen Moore	618	192	0	0	0	810	73.6
1990	Greg Lane	758	0	58	0	0	816	90.7
1989	Phil Brooks	936	4	0	0	0	940	94.0
1988	Troy Slusser	11	1,512	414	75	0	2,012	182.9
1987	Troy Slusser	-10	724	416	414	0	1,544	140.4
1986	Troy Slusser	0	310	296	309	0	915	91.5
1985	Dino DeLisa	888	53	0	0	0	941	104.6
1984	Dino DeLisa	721	0	0	0	0	721	72.1
1983	Dino DeLisa	1,185	267	0	0	0	1,452	145.2
1982	Wes Warrick	283	176	0	213	0	672	84.0
1981	Mike Chiaverini	254	66	0	339	0	659	65.9
1980	Ron Hamilton	0	1,128	125	0	0	1,253	125.3

Note: Complete stat boxes only go back to 1980 season

Yearly Punt Return Leaders

Year	Name	Returns	Yards	Avg.	TD
2005	Jarod Tetuan	10	110	11.0	
2004	Sam Sissom	23	310	13.5	1
2003	Sam Sissom	32	296	9.3	
2002	Chris Huelsman	14	71	5.1	
2001	Cowan Hopson	6	42	7.0	
2000	Patrick Hayes	23	237	10.3	
1999	Colon McNeal	34	311	9.1	
1998	Colon McNeal	19	199	10.5	



Mike Odupitan led the Ichabods in kickoff returns during the 2003 and 2004 seasons and was also on top of the all-purpose chart during the 2003 season. His 96.0 all-purpose yards per game is third on the Washburn all-time chart.

1997	Ted Remias	16	126	7.9
1996	Ira Peoples	13	91	7.0
1995	Andy Rucker	27	168	6.2
1994	Toby Thomas	10	79	7.9
1993	Maurice Ragland	13	86	6.6
1992	Myron Fisher	8	26	3.3
1991	Carol Johnson	28	154	5.5
1990	Greg Lane	12	58	4.8
1989	Kevin Marshall	12	73	6.1
1988	Troy Slusser	38	414	10.9
1987	Troy Slusser	45	416	9.2
1986	Troy Slusser	38	296	7.8



Former Ichabod Colon McNeal lead the Ichabods in all-purpose yards during the 2000 and 2001 seasons. He

also led the team in punt returns and kickoff returns during the 1997-98 season.



Marc Nardella led the Ichabods in receiving yards during the 1998 and 1999 seasons. He finished his career as the No. 3 receiver in school history with 2,080 yards and 134 receptions. He finished 10th on the all-time all-purpose yard chart.

1985	Troy Slusser	8	26	3.3	
1983	Doug Wiley	19	136	7.2	
1982	A.C. Poynter	12	86	7.2	
1981	Harold Woods	3	49	16.3	
1980	Ron Hamilton	13	125	9.6	
1979	Ron Beal	15	185	12.3	
1975	Clarence Taylor	15	209	13.9	2
1974	Clarence Taylor	19	104	5.5	
1973	George Steen	6	31	5.2	
1972	Dave Bowen	20	134	6.7	
1971	Dave Bowen	35	223	6.4	

Note: Return stats not available for 1984 and 1976-78 seasons

Yearly Kickoff Return Leaders

Year	Name	Returns	Yards	Avg.	TD
2005	Fletcher Terrell	13	400	30.8	2
2004	Mike Odupitan	25	410	16.4	
2003	Mike Odupitan	21	588	28.0	1
2002	Chris Huelsman	19	435	22.9	
2001	Patrick Hayes	24	562	23.4	
2000	Patrick Hayes	22	545	24.8	
1999	Colon McNeal	15	287	19.1	

1998	Colon McNeal	24	520	21.7
1997	Andy Rucker	19	431	22.7
1996	Andy Rucker	15	288	19.2
1995	Andy Rucker	16	322	20.1
1994	Toby Thomas	27	427	15.8
1993	Keith Coleman	29	612	21.1
1992	Michael Dritlein	22	375	17.0
1991	Carl Johnson	28	572	20.4
1990	Joseph Clark	30	648	21.6
1989	Dash Wandix	15	257	17.1
1988	Dwayne Haley	13	304	23.4
1987	Troy Slusser	17	414	24.4
1986	Troy Slusser	15	309	20.6
1985	Ed Vacek	16	328	20.5
1983	A.C. Poynter	5	128	25.6
1982	A.C. Poynter	10	198	19.8
1981	Mike Chiaverini	18	339	18.8
1980	Mike Chiaverini	19	306	16.1
1979	Mayo Schmidt	22	394	17.9
1977	Clarence Taylor	15	414	27.6
1976	Clarence Taylor	18	519	28.8
1975	Clarence Taylor	14	251	17.9
1974	Clarence Taylor	28	587	21.0
1973	Joe Morgan	12	253	21.1
1972	Dave Bowen	9	124	13.8
1971	O.J. Coller	12	229	19.1

Note: Return stats not available for 1984 and 1978 seasons

Yearly Interception Leaders

Year	Name	Returns	Yards	Avg.	TD
2005	Fletcher Terrell	8	113	14.1	2
2004	Fletcher Terrell	5	113	22.6	
2003	Fletcher Terrell	4	190	47.5	1
2002	Joe Corcoran	4	18	4.5	
2001	Patrick Hayes	3	-3	-1.0	
2000	Ted Remais	2	0	0.0	
1999	Ted Remais	3	57	19.0	
1998	Travis Smith	5	97	19.4	1
1997	Chris Swirles	3	60	20.0	
1996	Zuri Stokes	3	86	28.7	2
1995	Zuri Stokes	2	23	11.5	
1994	Toby Thomas	3	3	1.0	
1993	Kevin Peck	2	1	0.5	
1992	Leonard Jackson	3	56	18.7	
1991	Kevin Marshall	4	32	8.0	
1990	Anthony Reid	2	12	6.0	
1989	no INT stats				
1988	Frank Lemus	3	17	5.7	
1987	Anthony Brooks	4	30	7.5	
1986	Clay Phillips	3	73	24.3	1
1985	Shannon Haydock	4	38	9.5	
1983	A.C. Poynter	7	148	21.1	
1982	A.C. Poynter	6	31	5.2	
1981	Keith Brown	1	22	22.0	
1980	Jim Weissbeck	4	112	28.0	
1979	Steve Burkdoll	4	130	32.5	
1975	George Steen	5	61	12.2	
1974	Larry Miffleton	4	38	9.5	
1973	George Steen	2	39	19.5	
1972	Gene Pettey	3	78	26.0	1
1971	Dave Bowen	3	43	6.4	

Note: Return stats not available for 1984 and 1976-78 seasons

Yearly Scoring Leaders

Year	Name	Points	TD	PAT	FG
2005	Trent Hearn	120	20	0	0
2004	Sam Sissom	98	16	1	0
2003	Trent Hearn	96	16	0	0
2002	Sam Sissom	74	12	1	0
2001	Brandon Rainer	54	9	0	0
2000	Tyler Schuerman	96	16	0	0
1999	Marc Nardella	56	9	1	0
1998	Chad Todd	57	0	24	11
1997	Willie Sapp	50	8	1	0
1996	Brian Fuemmeler	40	0	28	4
1995	Michael Dritlein	48	8	0	0
1994	Nick Cummings	60	10	0	0
1993	Michael Dritlein	24	4	0	0
1992	Dan Brown	33	0	18	5
1991	Talmadge Graham	24	4	0	0
1990	Dave Ruder	34	0	13	7
1989	Mark Johnson	18	3	0	0
1988	Troy Slusser	128	21	1	0
1987	Troy Slusser	50	8	1	0
1986	Nick Kresic	79	0	28	17
1985	Nick Kresic	45	0	18	9
1984	Dino DeLisa	48	8	0	0
1983	Dino DeLisa	84	14	0	0
1982	Ronnie Davis	24	4	0	0
1981	Ron Davis	36	6	0	0
1980	Ron Hamilton	32	5	1	0
1979	Kevin Cummings	39	0	12	9
1978	Mike Cassin	46	0	19	9
1977	Brent Cripps	48	8	0	0
1976	Brent Cripps	48	8	0	0
1975	Gary Yager	54	9	0	0
1974	Ray Gerstenkorn	54	9	0	0
1973	John Stauffer	18	3	0	0
1972	Russ Hill	40	0	19	7
1971	Kevin McCormick	78	13	0	0



Andy Rucker led the team in kickoff returns from 1995 to 1997. His 50 kickoff returns were the most in school history at the end of his career.

ABOUT WU

COACHES

PLAYERS

OPPONENTS

REVIEW

RECORDS

HISTORY

SEASON YEAR BY YEAR STAT LEADERS



- ABOUT WU
- COACHES
- PLAYERS
- OPPONENTS
- REVIEW
- RECORDS
- HISTORY

SEASON YEAR BY YEAR STAT LEADERS



Eric Roth led the Ichabods in punting four straight seasons and his 42.5 yard average as a senior stands as a school record.

Year	Name	No	Yards	Avg	Blkd
1970	Kevin McCormick	42	7	0	0
1969	Steve Alston	54	9	0	0
1968	Charlie King	18	3	0	0
1967	Wes Chapman	18	3	0	0
1966	J.D. Cleavinger	18	3	0	0
1965	Charlie White	24	4	0	0
1964	no record				
1963	Bill Harper	36	6	0	0
1962	John Pusateri	42	7	0	0
1961	Curt Miller	24	4	0	0

Yearly Punting Leaders

Year	Name	No	Yards	Avg	Blkd
2005	Curtis Massey	43	1,630	37.9	3
2004	Curtis Massey	59	2,416	40.9	1
2003	Ben Boswell	36	1,136	31.6	2
2002	Eric Roth	53	2,252	42.5	0
2001	Eric Roth	44	1,706	38.8	0
2000	Eric Roth	48	1,644	34.3	0
1999	Eric Roth	59	2,198	37.3	2
1998	Chad Todd	45	1,603	35.6	0
1997	Brian Fuemmeler	58	2,312	39.9	0
1996	Brian Fuemmeler	49	1,786	36.4	0
1995	Brian Fuemmeler	50	1,757	35.1	0
1994	Brian Fuemmeler	49	1,629	33.3	0
1993	Wendell Snodgrass	29	943	32.5	0
1992	Aaron Sigg	55	1,837	33.4	0
1991	Alan Kaniper	65	2,555	39.3	0
1990	Alan Kaniper	62	2,488	40.1	0
1989	Alan Kaniper	59	2,281	38.6	0
1988	Alan Kaniper	45	1,609	35.7	0
1987	Tim Beasley	54	2,084	38.6	0
1986	Tim Beasley	48	1,862	38.8	0
1985	Tim Beasley	70	2,608	37.2	0
1984	Tim Beasley	67	2,429	36.2	0
1983	Randy Davey	48	1,583	33.0	0
1982	Randy Davey	77	2,982	38.7	0
1981	Aron Fass	65	2,299	35.4	0
1980	Kevin Cummings	66	2,627	39.8	0
1979	Mike Perry	46	1,748	38.0	0
1978	Mike Perry	56	2,060	36.8	0
1977	Brent Cripps	46	1,934	42.0	0
1976	Brent Cripps	54	2,106	39.0	0
1975	Brent Cripps	40	1,573	39.3	0
1974	Brent Cripps	56	2,231	39.8	0
1973	Steve Coover	43	1,517	35.3	0
1972	Dave Bowen	50	1,835	36.7	0
1971	Jon Bakalar	62	2,417	39.0	0
1970	Jon Bakalar	61	2,228	36.5	0

1969	Jeff Hill	78	3,044	39.0	0
1968	Dale Bennett	45	1,521	33.8	0
1967	Jeff Hill	63	2,419	38.4	0
1966	Jeff Hill	50	1,766	35.3	0
1965	Leonard Bozic	52	1,811	34.8	0
1964	no record				
1963	Pete Roscetti	32	1,193	37.3	0
1962	Jack Clanton	40	1,500	37.5	0
1961	Jack Clanton	39	1,260	32.3	0

Yearly Defensive Leaders

Year	Name	Tackles	Solos	Assists
2005	Grant Gould	128	58	70
2004	Grant Gould	127	54	73
2003	Grant Gould	111	45	66
2002	Joe Corcoran	125	60	65
2001	Larry Schembri	90	44	46
2000	Corey Phipps	78	37	41
1999	Corey Phipps	112	57	55
1998	Travis Smith	77	35	42
1997	Tony Scollieri	124	74	50
1996	Tony Scollieri	116	61	55
1995	Nolan Jeffery	88	53	35
1994	Nolan Jeffery	89	38	51
1993	Everald Flowers	63	30	33
1992	Dave Noot	97	40	57
1991	Todd McGhghy	129	71	58
1990	Todd McGhghy	97	67	30
1989	Howard Holbrooks	93	58	35
1988	Wade Dennis	120	62	49
1987	Charlie Bennett	108	67	41
1986	Shawn Rose	85	51	34
1985	Mark Brinker	77	44	33
1984	Bill Guidetti	152	•	•

Ichabod Football by Decades and Milestone Wins

all-Time Record: 468-533-44 (.469)

Total Games Played 1,045

Records by Decade

1891-99	24-14-4 (.619)
1900-09	57-23-8 (.693)
1910-19	38-37-7 (.506)
1920-29	24-57-8 (.315)
1930-39	44-48-4 (.479)
1940-49	39-35-6 (.525)
1950-59	47-38-2 (.546)
1960-69	34-56-1 (.379)
1970-79	50-47-4 (.515)
1980-89	44-60-0 (.423)
1990-99	30-74-0 (.288)
2000-05	33-35 (.485)

Victory Number One

1891: Washburn 8
Kansas City YMCA 2

Victory Number 50

1904: Washburn 23
Ottawa 4

Victory Number 100

1914: Washburn 6
Central Missouri 0

Victory Number 150

1930: Washburn 27
St. Mary's 13

Milestone wins

Victory Number 200

1942: Washburn 21
Fort Hays State 13

Victory Number 250

1954: Washburn 13
Colorado Mines 10

Victory Number 300

1965: Washburn 15
Peru State 7

Victory Number 350

1977: Washburn 28
Pittsburg State 21

Victory Number 400

1988: Washburn 59
Emporia State 46

Victory Number 450

2003: Washburn 49
Missouri-Rolla 24



First Downs

First downs in a game • 33, Emporia State, 1998
First downs in a season • 259, 2004 (12 games)

Rushing

Yards in a game • 382, McPherson (Kan.), 1995; Missouri Southern, 2005
Yards in a season • 2,247, 1997 (11 games)
Best Rushing Average Game (season) • 234.5, 2000

Passing

Yards in a game • 418, Missouri Western, 1979
Yards in a season • 2,991, 2004 (12 games)
Completions in a game • 34, Wayne State (Neb.), 1980
Completions in a season • 210, 2004
Attempts in a game • 63, Wayne State (Neb.), 1980
Attempts in a season • 383, 2004
Passing TD's in a game • 6, Emporia State, 1988
Passing TD's in a season • 34, 2004 (12 games)
Completion percentage in a game • .900, Mo. Valley, 1980

Total Offense

Yards in a game • 681, Rockhurst, 1949
Yards in a season • 5,099, 2004 (12 games)
Most plays in a season • 869, 2004 (12 games)
Most yards per play in a season • 6.2, 2005 (12 games)

Scoring Offense

Points in a game • 80, Fort Riley, 1900 (W 80-0)
Points in a season • 430, 2005 (12 games)
Points per game (season) • 35.8, 2005 (12 games)

Fewest Points in a Season

all-time • 0, 1892

Times Shutout in a Season

all-time • 5, 1942

Scoring Defense

Shutouts in a season —
all-time • 7, 1906
Consecutive shutouts • 5, 1906
Fewest points allowed in a season • 6, 1903 (8 games)
(0.8 points per game)
Most points allowed in a game —
77, Mississippi Vall. St., 1984 • (L 77-15)
Most points allowed in a season • 414, 1993

Total Defense

Fewest yards allowed in a game
(-3), St. Mary's of the Plains, '78
Fewest yards allowed in a season • 1,614
1973 (10 games)
Fewest rushing yards allowed / game • (-32)
vs. Southwest Baptist, 1990
Fewest rushing yards allowed in a season • 78, 1964
Fewest passing yards allowed in a game • 0
vs. Wichita State in 1946,
vs. Emporia State in 1947,
vs. Northeast Missouri State in 1963,
vs. Southern Colorado in 1973
Fewest passing yards allowed in a season • 493, 1963

Interceptions

Interceptions in a game • 6
vs. Missouri Western, 1974, 1983
vs. Fort Hays State, 1975
Interceptions in a season • 22, 1983

Punting

Most punts in a game • 11 vs. Missouri Southern, 1995
Most punts in a season • 80, 1952
Longest punt • 87 vs. Missouri Western, 1982

Field Goals

Longest field goal • 52
Russ Hill vs Northern Colorado, 1972
Charles Goodknight vs Emporia State, 1985

Longest Winning Streaks

All games • 8
1964

Longest Losing Streaks

All games • 16
1992-94

Best Record

Overall • 8-0-0, 1907
Most wins in a season • 9, 2005
8 (1906, 1907, 1964, 1974, 1983, 1986, 2004)

Consecutive games scoring

All games • 91, Nov. 14, 1998-present
(beginning with Pittsburg State through end of 2005 season – last time
shutout was Nov. 7, 1998 vs CMSU, 37-0.)

ABOUT WU

COACHES

PLAYERS

OPPONENTS

REVIEW

RECORDS

HISTORY

MISCELLANEOUS TEAM RECORDS



ABOUT WU

COACHES

PLAYERS

OPPONENTS

REVIEW

RECORDS

HISTORY

TEAM CHARTS

Top Rushing Seasons

	Year	Attempts	Avg.	TD	Yards
1.	2000	572	4.5	35	2,580
2.	1997	552	4.1	21	2,247
3.	2001	523	4.3	22	2,246
4.	2005	499	4.4	30	2,178
5.	2004	486	4.3	20	2,108
6.	1964				2,081
7.	1999	551	3.8	18	2,067
8.	1991	513	4.0	10	2,029
9.	1983	518	3.8	21	1,978
10.	2003	463	4.1	20	1,908

Top Passing Seasons

	Year	Cmp	Avg.	TD	Yards
1.	2004	210	14.2	34	2,991
2.	1980	257	11.4	16	2,924
3.	1988	172	16.5	27	2,839
4.	2005	171	304	24	2,803
5.	1993	199	13.0	11	2,578
6.	2002	161	15.2	24	2,447
7.	1999	155	14.9	16	2,312
8.	1987	138	16.2	14	2,239
9.	1998	156	14.3	11	2,230
10.	2003	148	14.8	15	2,188

Top Offensive Seasons

	Year	Plays	Avg.	TD	Yards
1.	2004	869	5.9	57	5,099
2.	2005	803	6.2	60	4,981
3.	2000	832	5.5	47	4,575
4.	1988	795	5.6	42	4,491
5.	1999	823	5.3	37	4,379
6.	2001	817	5.2	35	4,288
7.	2003	766	5.3	35	4,096
8.	2002	832	5.3	40	3,972
9.	1987	730	5.3	34	3,847
10.	1983	738	5.0	29	3,687

Largest Victory Margin

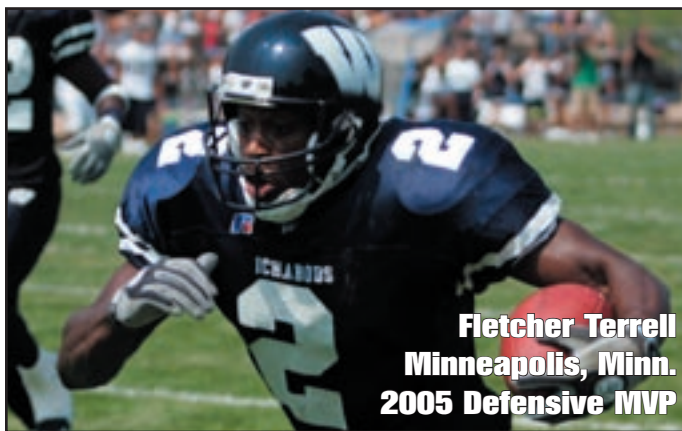
80	Fort Riley • 80-0	1900
76	St. Mary's of the Plains • 79-3	1978
64	Olathe Naval Station • 64-0	1953
62	Truman • 62-0	2004
61	McPherson • 61-0	1995
60	Rockhurst • 60-0	1949
56	Kansas State • 56-0	1904
55	Ottawa • 55-0	1912
55	Missouri Western • 58-3	1972
53	Wichita State • 53-0	1919
49	Missouri-Rolla • 49-0	2002
47	College of Emporia • 47-0	1903
47	Cooper College • 47-0	1919
46	Fort Hays State • 46-0	1963
45	Missouri-Rolla • 45-0	1996
42	Lincoln • 63-21	2000
42	Midland College • 42-0	1894
42	St. Mary's College • 42-0	1906
42	Peru State • 42-0	1964

Largest Losing Margin

67	Colorado College • 67-0	1944
62	Mississippi Valley State • 77-15	1984
61	Pittsburg State • 61-0	1989
60	Pittsburg State • 72-12	1998
59	Pittsburg State • 62-13	1994
56	Pittsburg State • 70-14	2004
54	Fresno State • 54-0	1965
52	Missouri Western • 52-0	1981
51	Southwest Missouri State • 66-15	1992
49	Nebraska-Kearney • 55-6	1967
47	Nebraska • 47-0	1915
47	Kansas State • 47-0	1916
47	Nebraska-Omaha • 47-0	1968
46	Baker • 46-0	1891
45	College of Emporia • 45-0	1927
44	Baker • 44-0	1892
44	Kansas • 58-14	1938
44	Sam Houston State • 51-7	1985
44	Pittsburg State • 44-0	1987
42	Northwest Missouri • 63-21	2000
42	Wichita State • 42-0	1942



Trent Hearn
Lancaster, Texas
2005 Offensive MVP



Fletcher Terrell
Minneapolis, Minn.
2005 Defensive MVP

2005 Players of the Week

2005 Players of the Game -- as selected by Ichabod Coaching Staff

Game	Off. Skill	Def. Skill	Special Teams	Off. Line	Def. Line	Work Team Off.	Work Team Def.	Big Hit
CSM	Sam Sissom, WR	Fletcher Terrell, DB	Connor Sabel, PK Jeff Scott, LS	Dan Schneider, C	Dustin Moyer, DE	David Becker, OL	James Daniels, LB	Rawshawn Bland, FB
WWU	Trent Hearn, RB	Josh Looney, LB	Jarod Tetuan, WR Aaron Gardiner, WR	Jeff Rickard, RG	Trey Lewis, DT	Joe Hastings, WR	Ben Bianchino, DT	Trent Hearn, RB
CMSU	Mike Odupitan, WR	Mike Gonzalez, LB	Fletcher Terrell, KR Connor Sabel, PK	Rudy, Sué, LG	Roy Sims, DT	Dragmeon Powers, WR	Brandon Jackson, DT	Terrell Cobb, LB Jarod Tetuan, WR
CWU	Jordan Brill, QB	Grant Gould, LB	Jeff Scott, TE Jake Lebahn, WR	Rudy Sué, LG	Trey Lewis, DT	Marcus Miller, FB	Zach Watkins, LB	Zach Hemmerling, DT
SBU	Cason Lehman, WR	Grant Gould, LB	Curtis Massey, P Fletcher Terrell, DB	Andy Kavanaugh, RT	Josh Looney, LB	Grant Hajek, OL	Lincoln White, LB	Jim Holland, OL Cody Huenefeld, DE
PSU	Trent Hearn, RB	Mike Gonzalez, LB	Fletcher Terrell, DB Connor Sabel, PK	Jim Holland, RT	The Entire Line	Jeremy Assal, FB	Cary Williams, DB	Fletcher Terrell, Jim Holland, Terrell Cobb
NWMSU	Jordan Brill, QB	Calvin Stuckey, DB	Fletcher Terrell, DB Connor Sabel, PK	Jeff Rickard, RG	Trey Lewis, DT	Heath Shelite, QB	Brandon Jackson, DT	Rawshawn Bland, FB
TSU	Trent Hearn, RB	Josh Looney, LB	Sam Tossie, DE Fletcher Terrell, DB	Dan Schneider, C	Grant Gould, LB	Matt O'Leary, OL	Michael Wilhoite, FS	Trent Hearn, RB
ESU	Mike Odupitan, WR	Grant Gould, LB	Curtis Massey, P Aaron Hicks, LB	Dan Schneider, C	Eric Lawrence, DE	Joe Hastings, WR	Zach Watkins, LB	Trey Lewis, DT
MSSU	Jordan Brill, QB	Fletcher Terrell, DB	Connor Sabel, PK Aaron Gardiner, WR	Rudy Sué, LG	Eric Eisenbarth, DT	Matt Brown, WR	Brandon Jackson, DT	Rawshawn Bland, FB
MWSU	Cason Lehman, WR	Mike Gonzalez, LB	Fletcher Terrell, DB Jake Lebahn, WR; Ben Boswell, P	Jeff Scott, TE	Sam Tossie, DE	Bryce Trumpp, OL	James Daniels, LB	Trent Hearn, RB Rawshawn Bland, FB

Past Ichabod Most Valuable Players

2005	Trent Hearn, RB Grant Gould, LB	2001	Colon McNeal, WR Larry Schembri, LB	1996	Joe Schartz, QB Zuri Stokes, DB
2004	Tyler Schuerman, QB, Sam Sissom, WR Grant Gould, LB	2000	Jared Barge, OL Buck Reuter, DL	1995	Michael Dritlein, WR
2003	Trent Hearn, RB Morgan Dewey, LB	1999	Barry Galbraith, QB Aaron Doonan, DE	1994	Michael Dritlein, WR
2002	Dustin Hickel, QB Joe Corcoran, DB	1998	Joe Busby, OL Travis Smith, SS	1993	Michael Dritlein, WR
		1997	Willie Sapp, HB Tony Scollieri, LB	1992	Dave Noot, LB
				1991	Kevin Marshall, DB
				1990	Todd McGhghy, LB

ABOUT WU

COACHES

PLAYERS

OPPONENTS

REVIEW

RECORDS

HISTORY

ICHABOD MOST VALUABLE PLAYERS



- ABOUT WU
- COACHES
- PLAYERS
- OPPONENTS
- REVIEW
- RECORDS
- HISTORY

ICHABOD HISTORY



"Fifty years ago the Washburn college students organized the first college football team in the state. A young Englishman, who worked in the Santa Fe shops, brought with him from the old country an enthusiasm for the Rugby game. He organized a Santa Fe football team and challenged the Washburn students to organize and play. We accepted the challenge, organized a team and beat him. We then induced other colleges in the state to get into the field, and until after I graduated Washburn college our team was unbeaten on the football field. As I recollect, the first defeat was suffered at Columbia, Mo., in 1890." - By Robert Stone - Topeka-Journal

College Football Comes to Washburn in 1885

Back in 1885, when there were no paved streets in Topeka, and "MacVicar" was the name of the Washburn president and not one of those unpaved streets, an Englishman brought football to the Washburn campus.

Six years later, in 1891, the Ichabod football tradition entered a new era as Washburn played its first season of intercollegiate competition. According to Washburn records, there were no games played in 1895, allowing the 1991 squad to celebrate the 100th season in Washburn football history.

Washburn celebrated the 50th anniversary of football's debut on campus in 1935. Robert Stone, a member of the team in 1885, penned a brief sketch of the first 50 years of Washburn football which appeared in the Oct. 30, 1935 issue of the Topeka Journal.



Washburn Conference Ties

Throughout its athletic history, Washburn has looked beyond the state borders of Kansas to find conference affiliations. The university has competed in nine different conferences, including its current association with the Mid-America Intercollegiate Athletics Association (MIAA), a NCAA Division II league of institutions in Missouri and Kansas.

Washburn's longest association was with the Central Intercollegiate Conference, of which the Ichabods were members from 1941 to 1968. Like the MIAA, the CIC included institutions in Missouri and Kansas.


Membership in three conferences were more regional in nature, forcing the Ichabods to travel throughout five states. The Missouri Valley Conference consisted of schools in Nebraska, Kansas, Oklahoma, Iowa and Missouri, many of whom are currently NCAA Division I member institutions. Both the Rocky Mountain Athletic Conference and the Great Plains Athletic Conference put the Ichabods on the road to Colorado, Utah, New Mexico, Nebraska and Kansas.

Washburn has won two outright conference championships, while earning co-championships four times. The Ichabods were Central Conference co-champions in 1931. They held the title of Central Intercollegiate Conference co-champions in 1949, 1953, and 1954.

In 1964, Washburn won its first outright championship by claiming the Central Intercollegiate Conference title. Washburn's most recent conference crown was won in 1983 as members of the Central States Intercollegiate Conference.



**Boot Hill Bowl • Dodge City, Kan.
Nov. 30, 1974 • Washburn 21, Millikin 7**



Game Summary

In Larry Elliott's first season as the Ichabods' head coach, he leads them to their first bowl game. Washburn senior defensive end Don McGlinn is honored as the defensive player of the game. Freshman quarterback Mike Grogan is named offensive player of the game after completing 7 of 16 passes for 80 yards and a touchdown to John Hodnefield. Gary Yager rushed for 57 yards on 22 carries and Rick Benke had five receptions for 50 yards.

Score by Quarters

WU	0	14	0	7	-	21
MC	0	0	7	0	-	7

Scoring Summary

2nd Quarter
WU - 12:37 - Jim Hastings, 34 yard fumble return (kick failed); WU 6-0
WU - 0:23 - John Hodnefield, 9 yard pass reception from Mike Grogan (pass failed); 9 plays, 33 yard drive; WU 12-0
WU - 0:16 - WU records safety; WU 14-0

3rd Quarter
MC - 6:38 - Knotek, 37 yard pass from Rockford (Hanley kick); 41 yard drive, 8 plays; WU 14-7

4th Quarter
WU - 7:06 - Ray Gerstenkorn, 1 yard run (Kraus kick); 38 yard drive, 3 plays; WU 21-7

Team Stats	MC	WU
First Downs	8	17
Rushes-Yardage	39-114	65-114
Passing Yardage	69	102
Passes-Comp-Int	15-4-1	20-9-0
Plays-Yds	54-185	85-216
Return Yardage	22	28
Punts-Average	6-22.6	6-30.8
Penalties	10-67	4-45

Washburn

Rushing	No	Gain	Loss	Net	TD	Lg	Avg
Yager	22			57			
Gerstenkorn	19			49	1		
Wagner	3			9			
Cripps	4			5			
Clark	3			1			
Gross	1			-4			
Grogan	11			-1			
Heiniger	1			-2			
Taylor	1			0			
Totals...	65			114	1		

Passing	Att	Cmp	Int	Yds	TD	Long	Sack
Grogan	16	7	0	80	1		
Clark	4	2	0	22			
Totals...	20	9	0	102	1		

Receiving	No.	Yds	TD	Long
Benke	5	50		
Hodnefield	2	30	1	
Heiniger	1	12		
Hainline	1	10		
Totals...	9	102	1	

Punting	No.	Yds	Avg	Long	In20	TB
Cripps	6	185	30.8			
Totals...	6	185	30.8			

Millikin


Rushing	No	Gain	Loss	Net	TD	Lg	Avg
Stringer	14			58			
Tiffin	2			37			
Harris	10			23			
Rockford	6			19			
Douglass	1			-9			
Neibuhr	6			-14			
Totals...	39			114			

Passing	Att	Cmp	Int	Yds	TD	Long	Sack
Neibuhr	4	1	0	7			
Rockford	10	3	1	62			
Totals...	14	4	1	69			

Receiving	No.	Yds	TD	Long
Stringer	1	7	1	
Knotek	1	37		
Kowalczyk	2	25		
Totals...	4	69	1	

Punting	No.	Yds	Avg	Long	In20	TB
Hanley	6	136	22.6			
Totals...	6	136	22.6			

**Boot Hill Bowl • Dodge City, Kan.
Nov. 20, 1976 • Benedictine 29, Washburn 14**



Game Summary

Benedictine's Keith Hertling rushed for 209 yards and two touchdowns as Raven head coach George Tardiff defeated Washburn 29-14. Tardiff would later become the Ichabods head coach in 1983. Keith Hertling would also later become an assistant coach at Washburn during the 1983 and 1984 seasons. Clarence Taylor rushed for 118 yards on 12 carries with one touchdown for the Ichabods.

Score by Quarters

WU	0	7	7	0	-	14
BC	13	0	13	3	-	29

Scoring Summary

1st Quarter
BC - 7:36 - Brandt 9 yard pass from Durkin (Shaw kick); 11 play, 64 yard drive; BC 7-0

2nd Quarter
BC - 1:24 - Hertling 1 yard run (Shaw kick failed); 9 play, 50 yard drive; BC 13-0
WU - 2:25 - Clarence Taylor 63 yard pass from Brent Cripps (Cassin kick); 4 play, 69 yard drive; BC 13-7

3rd Quarter
WU - 12:25 - Clarence Taylor 54 yard run (Cassin kick); 1 play, 54 yard drive; WU 14-13
BC - 8:09 - Shaw 31 yard field goal; 13 play, 60 yard drive; BC 16-14
BC - 6:05 - Hertling 7 yard run (Shaw kick); 4 play, 22 yard drive; BC 23-14
BC - 0:31 - Shaw 37 yard field goal; 7 play, 36 yard drive; BC 26-14

4th Quarter
BC - 7:54 - Shaw 31 yard field goal; 12 play, 51 yard drive; BC 29-14

Team Stats	WU	BC
First Downs	8	22
Rushes-Yardage	35-141	68-270
Passing Yardage	98	180
Passes-Comp-Int	4-15-1	9-20-0
Plays-Yds	49-239	100-450
Int-Yds	1-1	0-0
Punts-Average	6-36.3	4-33.2
Punt Returns-Yds	3-4	1-6
KO Returns-Yds	4-96	2-27
Penalties-Yds	4-39	6-50

Washburn

Rushing	No	Gain	Loss	Net	TD	Lg	Avg
Mike Grogan	7			-21	0	0	-3.0
Brent Cripps	8			40	0	0	5.0
Clarence Taylor	12			118	1	54	9.8
Cory Heiniger	4			10	0	11	2.5
Mark Samich	1			7	0	7	7.0
Jim Rodden	2			-5	0	0	-2.5
May Schmidt	1			-8	0	0	-8.0
Totals...	35			141	1	54	4.1

Passing	Att	Cmp	Int	Yds	TD	Long	Sack
Mike Grogan	4	0	0	0	0	0	
Mike Shahon	8	2	0	35	0	28	
Brent Cripps	2	1	0	63	1	63	
Totals...	14	3	0	98	1	63	

Receiving	No.	Yds	TD	Long
Clarence Taylor	1	63	1	63
Mike Keeley	2	35	0	28
Totals...	3	98	1	63

Punting	No.	Yds	Avg	Long	In20	TB
Brent Cripps	6	218	36.3	49		
Totals...	6	218	36.3	49		

All Returns	No	Yds	Lg	No	Yds	Lg	No	Yds	Lg
Clarence Taylor	1	1		3	78				
Fred Thomas				1	18				
Carlos Lyday	2	3							
Travis Benton							1	1	
Totals...	3	4		4	98		1	1	

Millikin

Rushing	No	Gain	Loss	Net	TD	Lg	Avg
Keith Hertling	44			209	2	26	4.8
Jeff Schulte	15			52	0	20	3.5
Paul Durkin	6			-11	0	0	-1.8
Bob Tumberger	1			8	0	8	8.0
Mike Spiegel	1			4	0	4	4.0
Jim Kassly	1			8	0	8	8.0
Totals...	68			270	2	26	3.9

Passing	Att	Cmp	Int	Yds	TD	Long	Sack
Paul Durkin	32	14	1	180	1	29	
Totals...	32	14	1	180	1	29	

Receiving	No.	Yds	TD	Long
Keith Hartling	2	24	0	14
Bob Brandt	3	33	1	16
Mike Spiegel	4	58	0	29
Bob Tumberger	4	52	0	18
Cary Cochrane	1	13	0	13
Totals...	14	180	1	29

Punting	No.	Yds	Avg	Long	In20	TB
Scott Conbooy	4	133	33.2	39		
Totals...	6	136	22.6			

All Returns	No	Yds	Lg	No	Yds	Lg	No	Yds	Lg
Bob Tumberger				2	27				
Tom Latz	1	26							
Totals...	1	26		2	27				

ABOUT WU

COACHES

PLAYERS

OPPONENTS

REVIEW

RECORDS

HISTORY

ICHABOD POSTSEASON HISTORY



- ABOUT WU
- COACHES
- PLAYERS
- OPPONENTS
- REVIEW
- RECORDS
- HISTORY

ICHABOD POSTSEASON HISTORY

**NAIA Quarterfinals • Pittsburg, Kan.
Dec. 6, 1986 • Pittsburg State 58, Washburn 24**



Game Summary

In their second meeting of the season, the Washburn Ichabods fell to Pittsburg State 58-24 in the quarterfinals of the NAIA playoffs. In what came to be known as the "Dry Field Game" in Pittsburg State circles, the Ichabods jumped out to an early 10-0 lead at the end of the first quarter, but the Gorillas would score 24 unanswered points to take a 31-10 lead. The Gorillas would add another 27 points in the fourth quarter to put the game out of reach for the Ichabods. The Ichabods had 397 yards in total offense compared to 459 by Pittsburg State.

Score by Quarters

WU	10	0	7	7	-24
PSU	0	17	14	27	-58

Scoring Summary

1st Quarter

WU - 11:20 - Lee Williams 27 yard run (Kresic kick); 6 play, 51 yard drive; WU 7-0

WU - 6:46 - Nick Kresic 32 yard field goal; 6 play, 50 yard drive; WU 10-0

2nd Quarter

PSU - 9:53 - Allen 70 yard pass from Stegeman (Bowman kick); 2 play, 77 yard drive; WU 10-7

PSU - 5:46 - Weathers 11 yard run (Bowman kick); 3 play, 28 yard drive; PSU 14-10

PSU - 0:02 - Bowman 36 yard field goal; 12 plays, 54 yard drive; PSU 17-10

3rd Quarter

PSU - 11:32 - Weathers 4 yard run (Bowman kick); 7 play, 49 yard drive; PSU 24-10

WU - 10:00 - Lorenza Rayford 57 yard run (Kresic kick); 3 play, 65 yard drive; PSU 24-17

PSU - 2:22 - Stegeman 3 yard run (Bowman kick); 3 play, 18 yard drive; PSU 31-17

4th Quarter

PSU - 10:41 - Weathers 5 yard run (Bowman kick); 8 play, 92 yard drive; PSU 38-17

PSU - 8:14 - Stegeman 4 yard run (Bowman kick); 4 play, 22 yard drive; PSU 45-17

PSU - 6:50 - Meek 57 yard pass reception from Campbell (Bowman kick); 1 play, 57 yard drive; PSU 52-17

PSU - 6:09 - LeWallen 3 yard run (kick failed); 2 play, 30 yard drive; PSU 58-17

WU - 3:57 - Ken Schmanke 15 yard pass reception from Jim Benard (Kresic kick); 5 play, 65 yard drive; PSU 58-24

Team Stats

	WU	PSU
First Downs	20	19
Rushes-Yardage	32-193	53-247
Passing Yardage	204	212
Passes-Comp-Int	36-18-4	16-10-1
Plays-Yds	68-397	69-459
Punts-Average	3-43.3	6-30.8
Penalties-Yds	13-117	19-177

Washburn

	No	Gain	Loss	Net	TD	Lg	Avg
Rushing							
Jim Bernard	5	24	-5	19	0	11	4.8
Les Williams	10	61	0	61	1	15	6.1
Johnny Perkins	7	33	-2	31	0	20	4.4
Lloyd Hanson	1	1	0	1	0	1	1.0
Lorenzo Rayford	6	71	-2	69	1	57	11.8
Kyle Kingston	3	12	0	12	0	6	4.0
Totals...	32	202	9	193	2	57	6.3

	Att	Cmp	Int	Yds	TD	Long	Sack
Passing							
Jim Bernard	26	13	3	153	1	19	
Kyle Kingston	10	5	1	51	0	27	
Totals...	36	18	4	204	1	27	

	No.	Yds	TD	Long
Receiving				
Aaron Walker	2	20	0	11
Mike McGreevy	2	36	0	22
Troy Slusser	3	33	0	27
Pete Flannigan	1	15	0	15
Johnny Perkins	1	5	0	5
Chris Bleue	2	29	0	20
Ken Schmanke	3	27	1	15
Dash Wandix	1	13	0	13
Harold Tillman	1	4	0	4
Les Williams	2	22	0	19
Totals...	18	204	1	27

	No.	Yds	Avg	Long	In20	TB
Punting						
Tim Beasley	3	130	43.3	46		
Totals...	3	130	43.3	46		

	No	Yds	Lg	No	Yds	Lg	No	Yds	Lg
All Returns									
Troy Slusser	2	4		3	60				
Johnny Perkins				1	25				
Chris Bleue				1	7				
Ken Schmanke				3	43				
Mike McGreevy				1	23				
Mark Brinker							1	0	
Totals...	2	4		8	158		1	0	

Pittsburg State

	No	Gain	Loss	Net	TD	Lg	Avg
Rushing							
Gene Stegeman	27	147	32	115	2	30	4.3
Monte Weathers	10	75	1	74	3	24	7.4
Rodney LeWallen	3	9	0	9	1	6	3.0
Bruce Stancell	8	14	0	14	0	3	1.8
Kenny Allen	1	0	0	0	0	0	0.0
Sylvester Holland	2	31	0	31	0	27	15.5
Bryan Mahnken	2	4	0	4	0	2	2.0
Totals...	53	280	33	247	6	30	4.7

	Att	Cmp	Int	Yds	TD	Long	Sack
Passing							
Gene Stegeman	15	9	1	155	1	70	
Bob Campbell	1	1	0	57	1	57	
Totals...	16	10	1	212	2	70	

	No.	Yds	TD	Long
Receiving				
Monte Weathers	3	27	0	17
Kenny Allen	1	70	1	70
Blaise Bauer	2	19	0	13
Mike Meek	3	83	1	57
Totals...	10	212	2	70

	No.	Yds	Avg	Long	In20	TB
Punting						
Mike Bowman	6	185	30.8	42		
Totals...	6	185	30.8	42		

**Aztec Bowl • Mexico City, Mexico
Dec. 20, 1986 • Washburn 27, Mexican all-Stars 8**



Game Summary

Recap - Playing in his final game in an Ichabod uniform, Jim Bernard passed for 279 yards and ran for a touchdown as the Ichabods won 27-8.

Note: No scoring summary or stats exist for the Aztec Bowl.

Score by Quarters

WU	7	7	10	3	- 27
MAS	0	0	0	8	- 8



- ABOUT WU
- COACHES
- PLAYERS
- OPPONENTS
- REVIEW
- RECORDS
- HISTORY

ICHABOD POSTSEASON HISTORY

NCAA 2nd Round Playoffs • Topeka, Kan.
Dec. 19, 2006 • #21 Northwest Missouri 42, #12 Washburn 32



Game Summary
 The Washburn Ichabods season came to an end in the second round of the NCAA Playoffs with a 42-32 loss to Northwest Missouri. The Ichabods (9-3) were down early as the Bearcats scored touchdowns on their first four drives as they were shut out until the 9:54 mark of the second quarter as Jordan Brill hooked up with Aaron Gardiner for a 45-yard touchdown pass capping a 5-play, 68-yard drive cutting the Bearcat lead to 28-7. Washburn then came back with a 75-yard drive with Trent Hearn finishing the drive with a 1-yard touchdown run with 4:51 left in the second quarter. Brill was 16 of 29 for 296 yards and 3 TD's, hitting Odupitan for five receptions and 118 with the two TD's to the senior.

Score by Quarters

NW No. State	21	14	7	0	42
Washburn	0	17	7	8	32

Scoring Summary
1st Quarter
 NW11:59 Rector, Andre 39 yd pass from Lamberson, Josh (Frevert, Tommy kick)
 NW08:07 Omon, Xavier 2 yd run (Frevert, Tommy kick),
 NW02:41 Meyerkorth, J. 8 yd pass from Lamberson, Josh (Frevert, Tommy kick)
2nd Quarter
 NW12:35 Falkner, E.J. 74 yd pass from Lamberson, Josh (Frevert, Tommy kick)
 WU09:54 Gardiner, Aaron 45 yd pass from Brill, Jordan (Sabel, Connor kick)
 NW08:58 Omon, Xavier 70 yd run (Frevert, Tommy kick)
 WU04:51 Hearn, Trent 1 yd run (Sabel, Connor kick)
 WU00:16 Sabel, Connor 35 yd field goal
3rd Quarter
 NW11:03 Wright, Kendall 8 yd pass from Lamberson, Josh (Frevert, Tommy kick)
 WU03:44 Odupitan, Mike 30 yd pass from Brill, Jordan (Sabel, Connor kick)
4th Quarter
 WU02:41 Odupitan, Mike 15 yd pass from Brill, Jordan (Lehman, Cason pass from Brill, Jordan)

Team Stats

	NW	WU
First Downs	18	20
Net Yards Rushing	183	76
Rushing Attempts	44	41
Average Per Rush	4.2	1.9
Yards Gained Rushing	204	126
Yards Lost Rushing	21	50
Net Yards Passing	311	296
Comp-Att-Int	17-27-0	16-29-1
Total Offensive Yards	494	372
Total Offense Plays	71	70
Average Per Play	7.0	5.3
Fumbles: No.-Lost	1-0	1-0
Penalties: No.-Yards	7-54	4-34
Punts-Yards	4-118	5-158
Average Yards Per Punt	29.5	31.6
Kickoff-Yards	7-370	6-321
Punt ret: No.-Yards	2-16-0	2-23-0
Kickoff ret: No.-Yards	5-88-0	2-26-0
Average Per Return	17.6	13.0
Int: No.-Yds-TD	1-0-0	0-0-0
Possession Time	31:34	28:26
3rd Down Convers.	9 of 16	5 of 14
4th Down Convers.	0 of 2	0 of 2
Red-Zone	3-5	3-4
Sacks By: No.-Yards	5-41	1-13
PAT Kicks	6-6	3-3
Field Goals	0-1	1-1

Washburn

	No	Gain	Loss	Net	TD	Lg	Avg
Rushing							
Hearn, Trent	22	64	3	61	1	11	2.8
Mosley, Ra'Shawn	11	47	6	41	0	10	3.7
Walker, Brandon	1	7	0	7	0	7	7.0
Odupitan, Mike	1	6	0	6	0	6	6.0
Brill, Jordan	6	2	41	-39	0	2	-6.5
Totals...	41	126	50	76	1	11	1.9

	Att	Cmp	Int	Yds	TD	Long	Sack
Passing							
Brill, Jordan	29	16	1	296	3	45	5
Totals...	29	16	1	296	3	45	5

	No.	Yds	TD	Long
Receiving				
Odupitan, Mike	5	118	2	36
Scott, Jeff	3	22	0	9
Gardiner, Aaron	2	74	1	45
Lebahn, Jake	2	44	0	31
Lehman, Cason	2	27	0	16
Bland, Rawshaw	2	11	0	12
Totals...	16	296	3	45

	No.	Yds	Avg	Long	In20	TB
Punting						
Massey, Curtis	5	158	31.6	45	0	0
Totals...	5	158	31.6	45	0	0

	No	Yds	Lg	No	Yds	Lg	No	Yds	Lg
All Returns									
Tetuan, Jarod	1	2	2	0	0	0	0	0	0
Stuckey, Calvin	0	0	0	1	8	8	0	0	0
Terrell, Fletcher	1	21	21	1	18	18	0	0	0
Totals...	2	23	21	2	26	18	0	0	0

Northwest Missouri

	No	Gain	Loss	Net	TD	Lg	Avg
Rushing							
Omon, Xavier	37	173	7	166	2	70	4.5
Lamberson, Josh	6	31	13	18	0	8	3.0
TEAM	1	0	1	-1	0	0	-1.0
Totals...	44	204	21	183	2	70	4.2

	Att	Cmp	Int	Yds	TD	Long	Sack
Passing							
Lamberson, Josh	26	17	0	311	4	74	1
Lickteig, Gabe	1	0	0	0	0	0	0
Totals...	27	17	0	311	4	74	1

	No.	Yds	TD	Long
Receiving				
Rector, Andre	7	110	1	39
Wright, Kendall	3	36	1	22
Falkner, E.J.	2	83	1	74
Roberts, Daren	2	55	0	42
Herring, Mitch	1	16	0	16
Meyerkorth, J.	1	8	1	8
Peterson, Mike	1	3	0	3
Totals...	17	311	4	74

	No.	Yds	Avg	Long	In20	TB
Punting						
Lamberson, Josh	4	118	29.5	46	0	1
Totals...	4	118	29.5	46	0	1

	No	Yds	Lg	No	Yds	Lg	No	Yds	Lg
All Returns									
Wright, Kendall	2	16	15	1	17	17	0	0	0
Falkner, E.J.	0	0	0	2	37	24	0	0	0
Brisbane, Sydney	0	0	0	1	12	12	0	0	0
Williams, Kelly	0	0	0	0	0	0	1	0	0
Omon, Xavier	0	0	0	1	22	22	0	0	0
Totals...	2	16	15	5	88	24	1	0	0

Records do not include Aztec Bowl

- Games - 6 (bowl games and postseason games included)
 Record - 2-4
 11/30/74 - Boot Hill Bowl - Dodge City, Kan.
 Washburn 21, Milikin (Ill.) 7
 11/20/76 - Boot Hill Bowl - Dodge City, Kan.
 Benedictine 29, Washburn 14
 12/6/86 - NAIA Quarterfinals - Pittsburg, Kan.
 Pittsburg State 58, Washburn 24
 12/20/86 - Aztec Bowl - Exhibition - Mexico City, Mexico
 Washburn 27, Mexican all-Stars 8
 11/27/88 - NAIA Quarterfinals - Monticello, Ark.
 Arkansas-Monticello 20, Washburn 13
 12/4/04 - Mineral Water Bowl - Excelsior Springs, Mo.
 Washburn 36, Northern State 33
 11/19/05 - NCAA Second Round Playoffs - Topeka, Kan.
 Northwest Missouri 42, Washburn 32

BY WASHBURN

- Most First Downs 30, vs Northern State, 12/4/04
 Fewest First Downs 8, vs Benedictine, 11/20/76
 Most Yards Rushing 193, vs Pittsburg State, 12/6/86
 Fewest Yards Rushing 76, vs Northwest Missouri, 11/19/05
 Most Carries 47, vs Northern State, 12/4/04
 Fewest Carries 32, vs Pittsburg State, 12/6/86
 Most Yards Passing 400, vs Northern State, 12/4/04
 Fewest Yards Passing 98, vs Benedictine, 11/20/76
 Most Pass Attempts 38, vs Northern State, 12/4/04
 Fewest Pass Attempts 14, vs Benedictine, 11/20/76
 Most Pass Completions 23, vs Northern State, 12/4/04
 Fewest Passing Completions 3, vs Benedictine, 11/20/76
 Most Passes Intercepted 4, vs Ark-Monticello, 11/27/88
 Most TD Passes 4, vs Northern State, 12/4/04
 Most Offensive TD's 5, vs Northern State, 12/4/04
 Most Total Yards Offensive 543, vs Northern State, 12/4/04
 Fewest Total Yards Offensive 216, vs Milikin, 11/30/74
 Most Total Offensive Plays . 85, two times vs Northern State, 12/4/04, vs Milikin, 11/30/74
 Fewest Total Offensive Plays 49, vs Benedictine, 11/20/76
 Most Penalties 13, vs Pittsburg State, 12/6/86
 Most Penalty Yards 117, vs Pittsburg State, 12/6/86
 Fewest Penalties 4, two times, vs Milikin, 11/30/74, vs Northwest Missouri, 11/19/05
 Fewest Penalty Yards 34, vs Northwest Missouri, 11/19/05
 Most Interceptions 3, vs Northern State, 12/4/04
 Fewest Interceptions 0, vs Northwest Missouri, 11/19/05
 Most Points Scored 36, vs Northern State, 12/4/04
 Fewest Points Scored 13, vs Ark-Monticello, 11/27/88
 Most Points Allowed 58, vs Pittsburg State, 12/6/86
 Fewest Points Allowed 7, vs Milikin, 11/30/74



BY OPPONENTS

Most First Downs 28, by Northern State, 12/4/04
 Fewest First Downs 8, by Milikin, 11/30/74
 Most Yards Rushing 298, vs Ark-Monticello, 11/27/88
 Fewest Yards Rushing 52, by Northern State, 12/4/04
 Most Carries 68, by Benedictine, 11/20/76
 Fewest Carries 19, by Northern State, 12/4/04
 Most Yards Passing 422, by Northern State, 12/4/04
 Fewest Yards Passing 69, by Milikin, 11/30/74
 Most Pass Attempts 51, by Northern State, 12/4/04
 Fewest Pass Attempts 10, vs Ark-Monticello, 11/27/88
 Most Pass Completions 33, by Northern State, 12/4/04
 Fewest Passing Completions 4, two times, vs Ark-Monticello, 11/27/88, by Milikin, 11/30/74
 Most Passes Intercepted . . . 4, by Ark-Monticello, 11/27/88, by Milikin, 11/30/74
 Most TD Passes 4, by Northwest Missouri, 11/19/05
 Most Offensive Touchdowns 8, by Pittsburg State, 12/6/86
 Most Total Yards Offensive . . . 494, by Northwest Missouri, 11/19/05
 Fewest Total Yards Offensive 183, by Milikin, 11/30/74
 Most Total Offensive Plays 100, by Benedictine, 11/20/76
 Fewest Total Offensive Plays 54, vs Milikin, 11/30/74
 Most Penalties 19, by Pittsburg State, 12/6/86
 Most Penalty Yards 177, by Pittsburg State, 12/6/86
 Fewest Penalties 4, two times by Ark-Monticello, 11/27/88, Milikin, 11/30/74
 Fewest Penalty Yards 43, vs Milikin, 11/30/74
 Most Interceptions 4, by Ark-Monticello, 11/27/88
 Most Points Scored 58, by Pittsburg State, 12/6/86
 Fewest Points Scored 7, vs Milikin, 11/30/74
 Most Points Allowed 36, by Northern State, 12/4/04
 Fewest Points Allowed 13, by Ark-Monticello, 11/27/88

WASHBURN INDIVIDUAL RECORDS

Most Carries 27, Les Williams vs Ark-Monticello, 11/27/88
 Most Yards Gained Rushing 118, Clarence Taylor vs Benedictine, 11/20/76
 Longest Run From Scrimmage . 57 yards, by Lorenza Rayford vs Pittsburg State, 12/6/86
 Most Pass Attempts 38, by Tyler Schuerman, vs Northern State, 12/4/04
 Most Passes Completed . . . 23, by Tyler Schuerman, vs Northern State, 12/4/04
 Most Passing Yards 400, by Tyler Schuerman, vs Northern State, 12/4/04
 Most Touchdown Passes . . . 4, by Tyler Schuerman, vs Northern State, 12/4/04
 Longest Pass Completion 80 yards, by Mike Grogan vs Milikin, 11/30/74
 Most Pass Receptions . . . 11, by Sam Sissom, vs Northern State, 12/4/04

Most Yards Receiving 216, by Sam Sissom, vs Northern State, 12/4/04
 Most Punting Yards . 238, by Curtis Masey, vs Northern State, 12/4/04
 Most Punts 7, by Curtis Massey, vs Northern State, 12/4/04
 Best Punting Average 43.3, by Tim Beasley vs Pittsburg State, 12/6/86 (3 punts/130 yds)
 Longest Punt 49, by Brent Cripps vs Benedictine, 11/20/76
 Most Tackles . . . 13, Wade Dennis and Troy Denth vs Ark-Monticello, 11/27/88
 Most Sacks 1, eight tied with 1
 Most Pass Breakups . . 2, by Fletcher Terrell, vs Northern State, 12/4/04
 Most Interceptions . . 2, by Calvin Stuckey, vs Northern State, 12/4/04
 Longest Interception Return . 34 yards, by Calvin Stuckey, vs Northern State, 12/4/04
 Most Yards in Total Offense . . . 446, by Tyler Schuerman, vs Northern State, 12/4/04
 Most Total Offensive TDs 4, (4 pass), by Tyler Schuerman, vs Northern State, 12/4/04
 Most All Purpose Yards 251, by Sam Sissom, vs Northern State, 12/4/04
 Longest Punt Return 33 yards by Chris Bleue vs Pittsburg State, 12/6/86
 Most Punt Return Yards 35, by Sam Sissom, vs Northern State, 12/4/04
 Longest Kickoff Return . . . 23 yards by Troy Slusser vs Pittsburg State, 12/6/86
 Most Kickoff Return Yards 78 by Clarence Taylor vs Benedictine, 11/20/76
 Most Field Goals 2, by Dave Ruder vs Ark-Monticello, 11/27/88
 Longest Field Goal 36 yards, by Dave Ruder vs Ark-Monticello, 11/27/88
 Longest Scoring Run . 57 yards by Lorenza Rayford vs Pittsburg State, 12/6/86
 Longest Scoring Pass . . . 64 yards by Troy Slusser vs Ark-Monticello, 11/27/88
 Most Points Scored . 12 by Mike Oduptian, (2 touchdowns) by Northwest Missouri, 11/19/06

ABOUT WU

COACHES

PLAYERS

OPPONENTS

REVIEW

RECORDS

HISTORY

IGHABOD POSTSEASON RECORD BOOK



- ABOUT WU
- COACHES
- PLAYERS
- OPPONENTS
- REVIEW
- RECORDS
- HISTORY

ICHABOD CONFERENCE CHAMPIONS / POSTSEASON TEAMS

1907

Kansas Conference Champions

Notes: Garfield Weede led the Ichabods to its first conference title winning the Kansas Conference with a perfect 8-0 record, the only unblemished record in school history. Washburn picked up wins over Kansas State, Kansas and Oklahoma as well as current MIAA member Emporia State.

Record: 8-0-0 (5-0)	Coach: Garfield Weede	
Topeka High	W	10-0
Emporia State	W	18-0
Haskell	W	33-0
St. Mary's	W	22-6
Kansas	W	12-5
Kansas State	W	5-0
Wichita State	W	12-0
Oklahoma	W	12-0



1931

Central Conference Champions

Notes: In his second stint as the Ichabods head coach, Ernest Bearg led Washburn to six straight wins to open the season by a combined score of 83-20.

Record: 7-3-0	Coach: Ernest Bearg	
Haskell	W	6-0
Baker	W	18-0
Fort Hays State	W	27-7
Wichita State	W	7-6
Emporia State	W	20-7
Pittsburg State	W	15-0
Coll. of Emporia	L	6-18
Southwestern*	W	2-0
Kansas State	L	0-22
Kansas	L	0-6



1949

Central Intercollegiate Champions

Notes: In his fourth season at Washburn, Dick Godlove coached Washburn to its third conference title in school history. After starting the season 1-2, they won their last six straight games to claim the championship.

Record: 7-2-0	Coach: Dick Godlove	
Doane	W	31-13
Northern Illinois	L	27-40
Emporia State	L	14-19
Nebraska-Omaha	W	13-6
Pittsburg State	W	27-19
Benedictine	W	21-6
Rockhurst	W	60-0
Fort Hays State	W	35-13
Southwestern	W	21-20





1953

Central Intercollegiate Champions

Notes: Dick Godlove won his second championship at Washburn with a 7-1 record outscoring their opponents 170-46 with their only loss coming to Fort Hays State 7-6.

Record: 7-1-0	Coach: Dick Godlove	
Colorado Mines	W	13-0
Emporia State	W	21-0
Nebraska-Omaha	W	14-6
Pittsburg State	W	36-13
Benedictine	W	26-0
Olathe Naval Base*	W	64-0
Fort Hays State	L	6-7
Southwestern	W	27-13
Southwest Missouri	W	27-7
*Not in overall record		170-46



ABOUT WU

COACHES

PLAYERS

OPPONENTS

REVIEW

RECORDS

HISTORY

ICHABOD CONFERENCE CHAMPIONS / POSTSEASON TEAMS

1954

Central Intercollegiate Champions

Notes: For the first time in school history, the Ichabods won back-to-back conference championships.

Record: 6-2-0	Coach: Dick Godlove	
Colorado Mines	W	13-10
Nebraska-Omaha	L	6-27
Emporia State	W	14-6
Benedictine	W	13-6
Pittsburg State	W	13-12
Southwestern	W	41-6
Fort Hays State	L	6-27
Southwest Missouri	W	14-6



1964

Central Intercollegiate Champions

Notes: In his final season at Washburn, Ellis Rainsberger led the Ichabods to eight straight wins to end the season after an opening loss to Nebraska-Kearney.

Record: 8-1-0 (4-0/1st - CIC)	Coach: Ellis Rainsberger	
S19 Nebraska-Kearney	L	12-14
S26 at Central Missouri	W	31-0
O3 at Colorado Mines	W	16-0
O10 Southern Colorado	W	12-7
O17 at Fort Hays State	W	14-7
O24 Pittsburg State(HC)	W	17-7
O31 at Nebraska-Omaha	W	19-2
N7 at Peru State	W	42-0
N14 Emporia State	W	19-6





- ABOUT WU
- COACHES
- PLAYERS
- OPPONENTS
- REVIEW
- RECORDS
- HISTORY

ICHABOD CONFERENCE CHAMPIONS / POSTSEASON TEAMS

1974

Notes: Washburn played their first postseason game in school history winning the Boot Hill Bowl.

Record: 8-3-0 (3-2/3rd - GPAC)

Coach: Larry Elliott

S14	at William Jewell	W	21-13
S21	Missouri Western	W	37-0
S28	Missouri Valley	L	7-41
O5	at Emporia State	W	36-15
O12	at Benedictine	W	24-12
O19	Southern Colorado	W	19-14
O26	at Fort Hays State	W	14-7
N2	Missouri Southern	W	35-17
N9	at Northern Colorado	L	7-28
N16	Pittsburg State	L	14-15
Boot Hill Bowl - Dodge City, Kan.			
N23	vs Millikin*	W	21-7

Boot Hill Bowl Champions



1976

Notes: Washburn opened the season with five straight wins and played their second Boot Hill Bowl in three years.

Record: 6-4-0 (4-2/4th - CSIC)

Coach: Larry Elliott

S11	Missouri Valley	W	14-13
S18	Missouri Western	W	26-15
S25	at Harding	W	20-17
O2	Pittsburg State	W	28-16
O9	at Emporia State	W	21-0
O16	Nebraska-Kearney	L	9-36
O23	at Missouri Southern	L	21-35
O30	Fort Hays State	W	23-19
N6	at East Central	L	24-30
Boot Hill Bowl - Dodge City, Kan.			
N27	vs Benedictine*	L	14-29

Boot Hill Bowl Participant



1983


Notes: The Ichabods won its first conference championship in 19 years, clinching the title on the final weekend of the year with their win over Missouri Southern in Moore Bowl.

Record: 8-2-0 (6-1/1st - CSIC)

Coach: George Tardiff

S10	Morningside	W	17-7
S17	at Benedictine	W	35-28
S24	at Missouri Valley	L	20-21
O1	Emporia State	W	41-7
O8	at Pittsburg State	L	21-29
O15	Wayne State	W	13-6
O22	Fort Hays State	W	24-3
O29	at Missouri Western	W	24-21
N5	at Nebraska-Kearney	W	7-0
N12	Missouri Southern	W	24-10

Central States Intercollegiate Champions





1986

NAIA Playoffs First Round 1986 Aztec Bowl Champions

Notes: After finishing second in the CSIC, the Ichabods fell in the first round of the NAIA playoffs, but returned to win the Aztec Bowl two weeks later.

Record: 8-3-0 (5-2/T2nd - CSIC)

Coach: Larry Elliott

S6	at South Dakota	W	16-14
S13	Northwest Missouri	W	38-24
S20	Central Missouri	W	37-14
S27	at Missouri Southern	W	25-7
O4	at Emporia State	L	16-22
O11	Pittsburg State	L	7-21
O18	at Wayne State	W	31-6
O25	at Fort Hays State	W	40-35
N1	Missouri Western	W	21-14
N8	Nebraska-Kearney	W	24-3
*NAIA postseason game - Pittsburg, Kan.			
D6	at Pittsburg State*	L	24-58
Aztec Bowl - Mexico City, Mexico			
N20	at Mexican all-Stars	W	27-8



1988


NAIA Playoffs First Round

Notes: Washburn finished second in the CSIC for the third straight season, but fell in the opening round of the NAIA playoffs to Ark.-Monticello.

Record: 7-4-0 (5-2/T2nd - CSIC)

Coach: Larry Elliott

S10	Northwest Missouri	W	33-12
S17	at Central Missouri	W	28-27
S24	at Northeastern St.	L	30-35
O1	Missouri Western	W	17-10
O8	at Nebraska-Kearney	W	29-12
O15	Wayne State	W	49-3
O22	at Missouri Southern	W	35-23
O29	Pittsburg State	L	14-23
N5	at Fort Hays State	L	14-22
N12	Emporia State	W	59-46
*NAIA postseason game - Monticello, Ark.			
N19	at Ark.-Monticello*	L	13-20



2004

Mineral Water Bowl Champions

Notes: Washburn won its first postseason game as a member of the NCAA with a 36-33 win over Northern State in the Mineral Water Bowl.

Record: 8-4-0 (6-3/3rd - MIAA)

Coach: Craig Schurig

A28	Colorado Mines	L	27-34
S4	Langston	W	30-7
S11	Emporia State	W	28-10
S18	at Truman State	W	62-0
S25	Northwest Missouri	L	21-49
O2	at Pittsburg State	L	14-70
O9	Southwest Baptist (HC)	W	38-35
O16	at Missouri-Rolla	W	42-17
O23	at Central Missouri	L	21-47
O30	Missouri Western	W	30-23
N6	at Missouri Southern	W	58-43
Mineral Water Bowl - Excelsior Springs, Mo.			
D4	vs Northern State	W	36-33



ABOUT WU

COACHES

PLAYERS

OPPONENTS

REVIEW

RECORDS

HISTORY

ICHABOD CONFERENCE CHAMPIONS / POSTSEASON TEAMS



- ABOUT WU
- COACHES
- PLAYERS
- OPPONENTS
- REVIEW
- RECORDS
- HISTORY


2005

Mid-America Intercollegiate Athletics Association Champions Second Round NCAA Playoffs

Notes: Washburn won its first MIAA Championship in school history and their first conference title since the 1983 season. Washburn also received a bid to play in the NCAA National Playoffs - the first time in school history. Craig Schurig was named the MIAA Coach of the Year and the Ichabods snapped a 25-game losing streak to Pittsburg State.

Record: 9-3-0 (7-1/1st - MIAA)
Coach: Craig Schurig

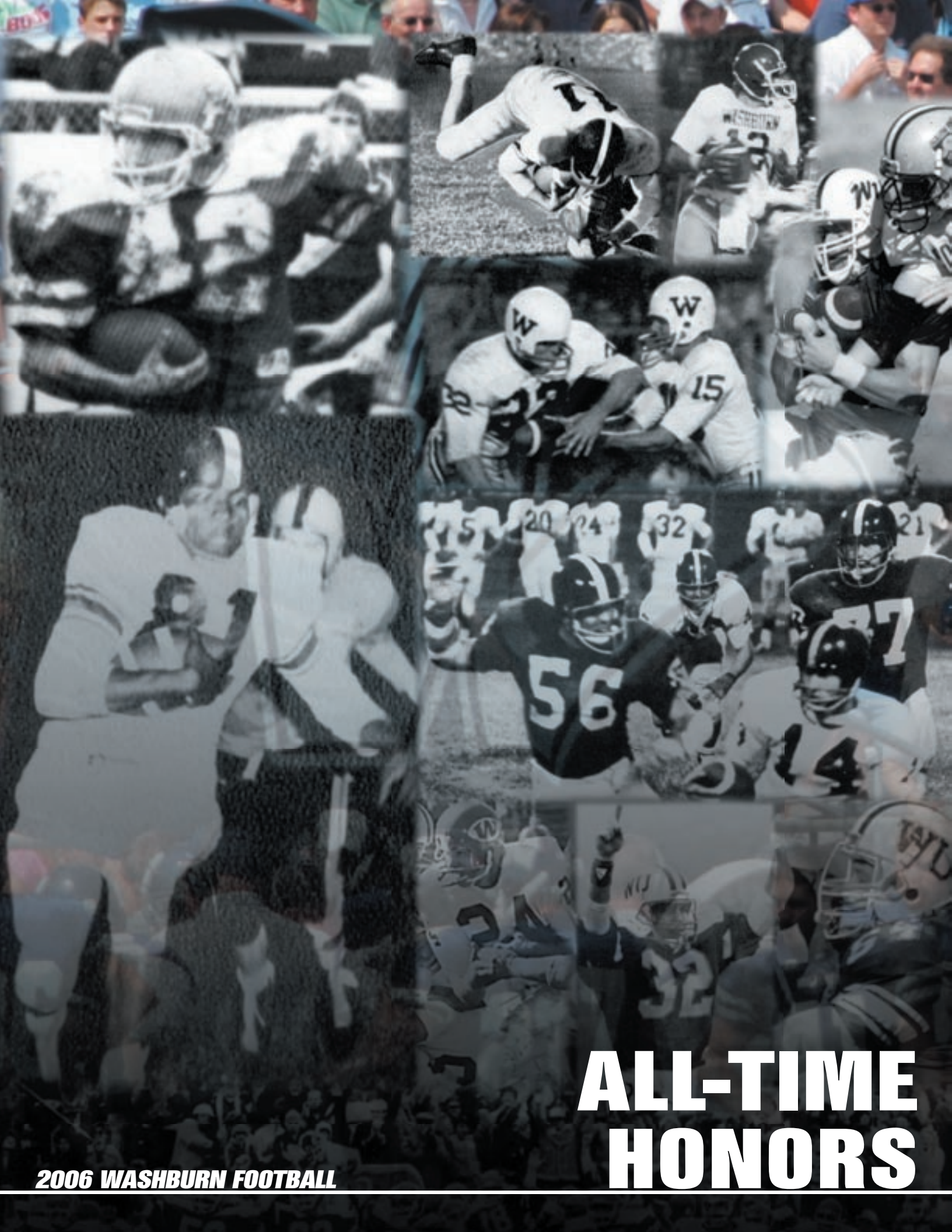
A27	at Colorado Mines	W	28-17
S3	Western Washington	W	31-21
S10	Central Missouri	W	42-27
S17	at Central Washington	L	42-48
S24	at Southwest Baptist	W	56-21
O1	Pittsburg State	WOT	35-34
O8	at Northwest Missouri	W	31-28
O15	Truman (HC)	W	21-14
O22	at Emporia State	W	42-14
O29	Missouri Southern	W	49-35
N5	at Missouri Western	LOT	21-28
*NCAA Second Round Playoffs - Topeka			
N19	Northwest Missouri	L	32-42



ICHABOD CONFERENCE CHAMPIONS / POSTSEASON TEAMS



The 2005 Washburn Ichabods won their first MIAA Championship and played host to the first home playoff game in school history as they took on Northwest Missouri State in the second round of the NCAA Playoffs in front of 7,089 fans. This was also the final game on the natural grass surface surrounded by the cinder track as a new rubberized running track and Sportex artificial surface was installed before the start of the 2006 season.



2006 WASHBURN FOOTBALL

ALL-TIME HONORS



ABOUT WU
COACHES
PLAYERS
OPPONENTS
REVIEW
RECORDS
HISTORY

ICHABOD HONOR ROLL

Ichabod NCAA All-Americans



Michael Dritlein
1995 - CoSIDA/Daktronics
2nd Team
1995 - Football Gazette
1st Team



Fletcher Terrell
2005 - CoSIDA/Daktronics
1st Team
2005 - Football Gazette
1st Team
2005 - D2Football.com
1st Team



Grant Gould
2005 - CoSIDA/Daktronics
2nd Team
2005 - Football Gazette
2nd Team
2005 - D2Football.com
HM Team



Rudy Su'e
2005 - CoSIDA/Daktronics
2nd Team

Ichabod NAIA All-Americans

- | | | |
|----------------------------|-----------------------------|--------------------------|
| 1988 Troy Slusser, WR, 1st | 1986 Jerry Nall, OT, 2nd | 1977 Tom DeGroot, LB, HM |
| 1988 Steve Sheehan, OL, HM | 1986 Charles Braden, DT, HM | 1974 John Poke, HM |
| 1987 Troy Stedman, OL, 2nd | 1986 Mark Brinker, FS, HM | 1964 Bob Noblitt, 1st |
| 1987 Jim Butler, DE, HM | 1985 Charlie Braden, DE, HM | 1964 Robert Hardy, 1st |
| 1987 Mike Gibson, OG, HM | 1983 Dino DeLisa, RB, HM | |
| 1986 Nick Kresic, PK, 2nd | 1980 Ron Hamilton, WR, 1st | |

Little Associated Press All-Americans

- | | | | |
|-------------------------|--------------------------------|--------------------------------|--|
| 1964 Bob Hardy, HB, 1st | 2005 Fletcher Terrell, DB, 1st | 1993 Michael Dritlein, WR, 2nd | Burger King Scholar Athlete of the Week |
| | 2005 Rudy Su'e, OL, 2nd | | 1999 Aaron Doonan, DE |
| | 2005 Rawshawn Bland, FB, 3rd | | 1995 Michael Dritlein, WR |
| | 2005 Trent Hearn, RB, 3rd | | |
| | 2005 Mike Odupitan, WR, 3rd | | NAIA all-America |
| | 2005 Trey Lewis, DT, 3rd | | 1988 Troy Slusser, WR, 1st |
| | 2005 Fletcher Terrell, KR, 3rd | | Steve Sheehan, OL, HM |
| | 2002 Eric Roth, P, 1st | | 1987 Troy Stedman, OL, 2nd |
| | 1995 Michael Dritlein, WR, 1st | | Jim Butler, DE, HM |
| | | | Mike Gibson, OG, HM |
| | | | 1986 Nick Kresic, PK, 2nd |
| | | | Jerry Nall, OT, 2nd |
| | | | Charles Braden, DT, HM |
| | | | Mark Brinker, FS, HM |
| | | | 1985 Charlie Braden, DE, HM |
| | | | 1983 Dino DeLisa, RB, HM |
| | | | 1980 Ron Hamilton, WR, 1st |
| | | | 1977 Tom DeGroot, LB, HM |
| | | | 1974 John Poke, HM |
| | | | 1964 Bob Noblitt, 1st |
| | | | Robert Hardy, 1st |
| | | | |
| | | | Little all-America |
| | | | 1964 Bob Hardy, HB, 1st |
| | | | 1964 Dode Lesser, OT, DE, HM |



NAIA Academic All-American

- 1986 Tim Beasley, P, 1st
- Mark Brinker, FS, 1st
- Darrin Rohr, RB, 1st
- Pete Flannigan, WR, HM
- Mike McGreevy, TE, HM
- Mike VanSickle, DB, HM
- Aaron Walker, WR, HM

MIAA Freshman of the Year

- 2003 Trent Hearn, RB
- 2002 Sam Sissom, WR
- 2000 Tyler Schuerman, QB

all-MIAA

- 2005 Mike Odupitan, WR, 1st
- Rudy Su'e, OL, 1st
- Fletcher Terrell, KR, 1st
- Trey Lewis, DL, 1st
- Grant Gould, LB, 1st
- Fletcher Terrell, DB, 1st
- Trent Hearn, RB, 2nd
- Rawshawn Bland, FB, 2nd
- 2004 Curtis Massey, P, 1st
- Sam Sissom, WR, 2nd
- Trey Lewis, DL, 2nd
- Rudy Su'e, OL, 2nd
- Fletcher Terrell, DB, 2nd
- 2003 Tim Watts, OL, 2nd
- Trent Hearn, RB, 2nd
- 2002 Eric Roth, P, 1st
- Tim Watts, OT, 2nd
- 2001 Colon McNeal, WR, 2nd
- Anders Grove, OT, 2nd
- 2000 Brandon Rainer, FB, 2nd
- Jared Barge, OC, 2nd
- Eric Taylor, DE, 2nd
- Chad Todd, K, 2nd
- 1999 Corey Phipps, LB, 2nd
- Aaron Doonan, DE, 2nd
- Marc Nardella, WR, 2nd
- 1998 Marc Nardella, WR, 1st
- Joe Busby, OG, 1st
- Lydell Flowers, RB, 2nd
- Travis Smith, SS, 2nd
- 1997 Tony Scollieri, LB, 2nd
- Chris Swirls, FS, 2nd
- Willie Sapp, HB, 2nd
- 1996 Zuri Stokes, CB, 2nd
- Tony Scollieri, LB, 2nd
- Beau Caryl, DE, 2nd
- Joe Busby, OL, 2nd
- 1995 Michael Dritelein, WR, 1st
- Bryan Dugan, OL, 1st
- Maurice Ragland, CB, 2nd
- Nolan Jeffrey, FS, 2nd
- 1994 Michael Dritelein, WR, 1st
- Nick Cummings, FB, 2nd
- 1993 Michael Dritelein, WR, 1st
- 1992 Dave Noot, LB, 1st
- Wayne Peacock, OL, 2nd
- 1991 Alan Kaniper, P, 1st
- Kevin Marshall, DB, 2nd

- Todd McGhghy, LB, 2nd
- 1990 Fred Caldwell, OL, 1st
- Todd McGhghy, IL, 1st
- 1989 Phil Brooks, 1st
- Wade Dennis, 1st

MIAA Coach of the Year

- 2005 Craig Schurig
- 1999 Tony DeMeo

all-MIAA Academic

- 2004 Tyler Schuerman, QB
- 2003 Eric Taylor, DE
- 1999 Aaron Doonan, DE
- 1998 Aaron Doonan, DT
- 1997 Aaron Doonan, DT
- 1996 Gabe Clements, DL
- Jeff Koch, TE
- Will Kerns, DB
- Darren Heer, FB
- Joe Schartz, QB
- Dan Smith, DE
- Brian Fuemmeler, P/PK
- 1995 Gabe Clements, OL
- Jeff Koch, LB
- Will Kerns, HB
- Dan Smith, DE
- Joe Schartz, QB
- Michael Dritelein, WR
- Tony Scollieri, LB
- 1994 Michael Dritelein, WR
- Beau Caryl, DE
- Jeff Koch, LB
- Kirk Potter, WR
- Joe Schartz, QB
- 1993 Michael Dritelein, WR
- Brett Miller, LB
- Kirk Potter, WR
- 1992 Kirk Potter, WR
- 1991 Tracey Hoffman, WR
- Dan Holloway, QB
- Scot Koranda, LB
- 1990 Craig Beam, DB
- Dan Holloway, QB
- Scot Koranda, DB

all-CSIC

- 1988 Troy Slusser, WR
- Steve Sheehan, OL
- Barry Griffiths, QB
- 1987 Jim Butler, DE
- Mike Gibson, OG
- Troy Slusser, WR
- Troy Stedman, OL
- 1986 Charles Braden, DT
- Mark Brinker, FS
- Nick Kresic, PK
- Jerry Nall, OT
- Shawn Rose, LB
- 1985 Charlie Braden, DE
- Nick Kresic, K
- 1983 Dan Remboldt, DE
- Tim Schlegel, LB
- Dino DeLisa, RB
- 1979 Andy O'Neill, DB

- John Prince, OL
- 1977 Clarence Taylor, RB
- Steve Burkdoll, DB
- Brent Cripps, RB
- Tom Degroot, DE
- Steve Finesilver, OL
- Mike Keeley, WR

all-GPAC

- 1975 Gary Yager, B
- Jim Hastings, DL
- 1974 Dan McGlenn, DE
- Jim Hastings, DL
- Cooper Johnson, OG

all-RMAC

- 1971 Jon Bakalar, QB
- Kevin McCormick, RB
- 1970 Gene McBride, DB
- 1969 Don Prince, T
- Gar McCormick, LB
- Richard Fry, G

all-CIC

- 1968 Don Prince, DL
- Reggie Carr, DB
- 1966 Dan West, LB
- Mike Sipotz, OL
- Dode Lesser, OL
- Mickey Romano, FB
- Pat McCrite, DE
- Rodger Tiesing, DT
- 1965 Steve Milosovich, OL
- Pat Scherzer, HB
- 1964 Pete Roscetti, E
- Dode Lesser, OL
- Bob Hardy, B
- Rodger Tiesing, DE
- Bob Noblitt, DL
- Ron Katzenmier, DB
- Pat Scherzer, DB
- 1963 Bill Harper, RB
- Bob Noblitt, DL
- Jack Clanton, DL
- Curt Miller, DB
- 1962 Warren Dorby, OL
- 1961 Bob Pfannenstiel, G
- Warren Dorby, G
- 1960 Dick Patterson, DT
- Jerry Hedger, OT
- Bob Ogle, HB
- Jon Bingsesser, HB
- Dale Milles, G
- 1957 Don Luttrell, HB
- 1954 Nick Cossman, T
- Chet Duncan, TE
- Chuck Nelson, QB
- 1953 Ralph Bowen, TE
- Chet Duncan, TE
- Bill Baker, HB
- 1952 Don Bliss, T
- Bill Baker, HB
- 1951 Ivan Crabaugh, HB
- 1949 Art Fletcher, HB
- Leroy Harmon, HB

- Jerry Rogers, C
- Jerry Reichart, G
- 1948 Elmer Betts, C
- Bob Shields, G
- Art Fletcher, HB
- Leroy Harmon, HB

all-MVC

- 1935 Ben Owen

all-Central Conference

- 1933 Glenn Stalker
- 1932 Clarence Edwinson
- Charles Crank
- Wesley Grout
- Glenn Stalker
- 1931 Wesley Grout
- Leo Burger

all-Kansas Conference

- 1926 Laverne Erwin
- Joe Cramer
- 1917 Dewey Hutchinson
- 1912 Neil Rogers
- Elmer Bearg
- Earl Trobert



Leroy Harmon (1946-49)



Art Fletcher (1946-49)



Pat Scherzer (1962-65)



Dode Lesser (1965-66)



Steve Burkdoll (1977)

ABOUT WU

COACHES

PLAYERS

OPPONENTS

REVIEW

RECORDS

HISTORY

ICHABOD HONOR ROLL



ICHABOD YEARLY SUMMARY

	Year	WU Coach	Record	PCT	CONF	PCT	CONFERENCE	CHAMPION	WU PTS	OPP PTS
ABOUT WU	1891	Unknown	1-4-0	.200	•	•	Intercollegiate Athletic	•	46	146
	1892	Unknown	0-2-0	.000	•	•	•	•	0	80
COACHES	1893	Unknown	1-0-0	1.000	•	•	•	•	18	0
	1894	W.M. Gains	3-1-0	.750	•	•	•	•	76	30
PLAYERS	1895	No Record of Games Played								
	1896	W. Griffith	6-1-1	.813	•	•	•	•	126	50
OPPONENTS	1897	Paul Coldren	7-1-0	.875	•	•	•	•	90	14
	1898	Paul Coldren	4-0-1	.900	•	•	•	•	81	23
	1899	William Medford	2-5-2	.333	•	•	•	•	34	91
REVIEW	1900	Ben Owen	6-2-0	.750	•	•	•	•	194	22
	1901	Lawrence Banks	3-2-3	.563	•	•	Kansas Conference	•	47	46
RECORDS	1902	H. Ward Page	3-4-0	.429	•	•	Kansas Conference	•	34	123
	1903	A.R. Kennedy	7-0-1	.938	•	•	Kansas Conference	•	168	6
HISTORY	1904	John Outland	7-2-0	.778	•	•	Kansas Conference	•	183	29
	1905	John Outland	7-3-0	.700	•	•	Kansas Conference	•	137	83
	1906	Garfield Weede	8-1-3	.792	•	•	Kansas Conference	•	151	11
	1907	Garfield Weede	8-0-0	1.000	5-0-0	1.000	Kansas Conference	WASHBURN	124	11
	1908	Garfield Weede	4-5-1	.444	•	•	Kansas Conference	•	86	104
	1909	Robert Stewart	4-4-0	.500	•	•	Kansas Conference	•	95	146
	1910	Robert Stewart	4-4-0	.500	•	•	Kansas Conference	•	115	100
	1911	William Lloyd Driver	3-5-1	.389	•	•	Kansas Conference	•	65	99
	1912	William Lloyd Driver	5-3-0	.625	•	•	Kansas Conference	•	129	51
	1913	Glen Gray	3-3-2	.500	•	•	Kansas Conference	•	95	61
	1914	Glen Gray	5-3-0	.625	•	•	Kansas Conference	•	113	77
	1915	Glen Gray	2-5-1	.313	•	•	Kansas Conference	•	42	133
	1916	A.R. Kennedy	3-6-0	.333	•	•	Kansas Conference	•	47	166
	1917	A.R. Kennedy	2-6-2	.300	•	•	Kansas Conference	•	45	107
	1918	Ernest Bearg	4-1-0	.800	•	•	Kansas Conference	•	90	38
	1919	Ernest Bearg	7-1-1	.833	•	•	Kansas Conference	•	212	40
	1920	Dwight Ream	5-2-3	.650	•	•	Kansas Conference	•	82	63
	1921	Dwight Ream	3-5-1	.389	•	•	Kansas Conference	•	54	111
	1922	G.D. Vosburg	1-7-0	.125	•	•	Kansas Conference	•	37	184
	1923	George Woodward	0-8-2	.100	•	•	Kansas Conference	•	28	124
	1924	George Woodward	2-7-0	.222	•	•	Kansas Conference	•	37	124
	1925	George Woodward	2-4-1	.357	•	•	Kansas Conference	•	16	52
	1926	George Woodward	3-4-1	.438	•	•	Kansas Conference	•	52	97
	1927	Roy Wynne	1-7-0	.125	•	•	Kansas Conference	•	21	130
	1928	Roy Wynne	2-7-0	.222	•	•	Central Conference	•	51	148
	1929	Ernest Bearg	5-6-0	.455	•	•	Central Conference	•	100	110
	1930	Ernest Bearg	7-2-0	.778	•	•	Central Conference	•	189	92
	1931	Ernest Bearg	7-3-0	.700	•	•	Central Conference	WASHBURN	101	66
	1932	Ernest Bearg	6-3-1	.650	•	•	Central Conference	•	125	67
	1933	Ernest Bearg	4-6-1	.409	•	•	Central Conference	•	75	55
	1934	Ernest Bearg	2-5-1	.313	•	•	Central Conference	•	37	67
	1935	Ernest Bearg	4-6-0	.400	•	•	Missouri Valley (MVC)	•	108	103
	1936	Elmer Holm	2-6-1	.278	•	•	MVC	•	53	148
	1937	Elmer Holm	0-10-0	.000	•	•	MVC	•	38	209
	1938	Elmer Holm	6-3-0	.667	•	•	MVC	•	160	160
	1939	Elmer Holm	6-4-0	.600	•	•	MVC	•	145	148
	1940	Elmer Holm	4-6-0	.400	•	•	MVC	•	137	198
	1941	Elmer Holm	5-2-2	.667	•	•	Central Intercollegiate	•	144	69
	1942	Bob Raugh	1-6-0	.143	•	•	CIC	•	21	148
	1943	Bob Raugh	2-4-2	.375	•	•	CIC	•	52	112
	1944	Dee Errikson	1-6-0	.143	•	•	CIC	•	24	223
	1945	Lew Lane	3-1-0	.750	•	•	CIC	•	60	34
	1946	Dick Godlove	6-2-1	.722	•	•	CIC	•	138	86
	1947	Dick Godlove	7-1-0	.875	•	•	CIC	•	159	56
	1948	Dick Godlove	3-5-1	.389	•	•	CIC	•	177	125
	1949	Dick Godlove	7-2-0	.778	•	•	CIC	WASHBURN	249	136
	1950	Dick Godlove	3-4-1	.438	•	•	CIC	•	82	120
	1951	Dick Godlove	6-3-0	.667	•	•	CIC	•	196	160
	1952	Dick Godlove	4-5-0	.444	•	•	CIC	•	143	163
	1953	Dick Godlove	7-1-0	.875	•	•	CIC	WASHBURN	170	46
	1954	Dick Godlove	6-2-0	.750	•	•	CIC	WASHBURN	120	100
	1955	Dick Godlove	6-2-1	.722	•	•	CIC	•	185	111
	1956	Dick Godlove	3-6-0	.333	•	•	CIC	•	134	163
	1957	Dick Godlove	5-4-0	.556	•	•	CIC	•	194	148
	1958	Dick Godlove	4-5-0	.444	•	•	CIC	•	131	124
	1959	Ralph Brown	3-6-0	.333	•	•	CIC	•	90	156
	1960	Ralph Brown	3-6-0	.333	•	•	CIC	•	120	173
	1961	Ralph Brown	3-6-0	.333	1-4-0	.200 (5th)	CIC	Pittsburg State	115	194
	1962	Ellis Rainsberger	4-5-0	.444	2-3-0	.400 (4th)	CIC	Nebraska-Omaha	125	207
	1963	Ellis Rainsberger	5-4-0	.556	2-2-0	.500 (3rd)	CIC	Nebraska-Omaha	179	108



Year	WU Coach	Record	PCT	CONF	PCT	CONFERENCE	CHAMPION	WU PTS	OPP PTS
1964	Ellis Rainsberger	8-1-0	.889	4-0-0	1.000 (1st)	CIC	WASHBURN	182	53
1965	Ed Linta	2-6-1	.278	1-3-0	.250 (4th)	CIC	Nebraska-Omaha	88	217
1966	Ed Linta	2-7-0	.222	1-3-0	.250 (4th)	CIC	Pittsburg State	87	164
1967	Bill Schaake	0-9-0	.000	0-4-0	.000 (5th)	CIC	Nebraska-Omaha	53	302
1968	Bill Schaake	2-7-0	.222	1-3-0	.250 (4th)	CIC	Nebraska-Omaha	81	241
1969	Harold Elliott	5-5-0	.500	3-3-0	.500	Rocky Mountain	Northern Colorado	169	234
1970	Harold Elliott	5-3-2	.625	.	.	RMAC	Pittsburg State	186	161
1971	Bob Noblitt	5-5-0	.500	.	.	RMAC	Northern Colorado	176	151
1972	Bob Noblitt	4-6-0	.400	.	.	Great Plains	Emporia State	166	182
1973	Bob Noblitt	3-6-1	.350	.	.	GPAC	ESU/N. Colorado		
1974	Larry Elliott	8-3-0	.725	3-2-0	.625 (3rd)	GPAC	Northern Colorado	214	162
1975	Larry Elliott	5-5-0	.500	2-3-0	.400 (T4th)	GPAC	Northern Colorado	227	152
1976	Larry Elliott	6-4-0	.600	4-2-0	.667 (4th)	Central States	Nebraska-Kearney	200	210
1977	Larry Elliott	6-3-1	.650	4-2-1	.643 (T3rd)	CSIC	Nebraska-Kearney	268	229
1978	Larry Elliott	4-6-0	.400	4-6-0	.400 (T7th)	CSIC	Nebraska-Kearney	208	222
1979	Gary Hampton	4-6-0	.400	2-5-0	.286 (T7th)	CSIC	Nebraska-Kearney/PSU	163	193
1980	Gary Hampton	2-8-0	.200	1-6-0	.143 (T7th)	CSIC	Nebraska-Kearney	166	321
1981	Glenn Jagodzinske	3-7-0	.300	3-4-0	.429 (T4th)	CSIC	Pittsburg State	92	215
1982	Glenn Jagodzinske	1-9-0	.100	1-6-0	.143 (6th)	CSIC	Nebraska-Kearney/PSU	96	248
1983	George Tardiff	8-2-0	.800	6-1-0	.857 (1st)	CSIC	WASHBURN	226	132
1984	Tardiff/Larry Elliott	2-8-0	.200	2-5-0	.286 (T6th)	CSIC	Nebraska-Kearney	134	333
1985	Larry Elliott	4-7-0	.364	2-5-0	.286 (7th)	CSIC	Pittsburg State	198	266
1986	Larry Elliott	8-3-0	.727	5-2-0	.714 (T2nd)	CSIC	Pittsburg State	279	218
1987	Larry Elliott	6-5-0	.545	5-2-0	.714 (2nd)	CSIC	Pittsburg State	253	233
1988	Larry Elliott	7-4-0	.636	5-2-0	.714 (T2nd)	CSIC	Pittsburg State	291	233
1989	Larry Elliott	3-7-0	.300	3-7-0	.300 (9th)	Missouri Intercol.	Pittsburg State	132	240
1990	Dennis Caryl	4-6-0	.400	4-5-0	.450 (T5th)	MIAA	Pittsburg State	112	214
1991	Dennis Caryl	1-10-0	.091	1-8-0	.111 (10th)	MIAA	Pittsburg State	94	304
1992	Dennis Caryl	2-8-0	.200	2-7-0	.222 (8th)	Mid-America Intercol.	Pittsburg State	177	341
1993	Caryl/Andy Williams	0-10-0	.000	0-9-0	.000 (10th)	MIAA	Missouri Southern	171	414
1994	Tony DeMeo	2-8-0	.200	2-7-0	.222 (8th)	MIAA	Pittsburg State	200	390
1995	Tony DeMeo	4-6-0	.400	3-6-0	.333 (T7th)	MIAA	Pittsburg State	231	232
1996	Tony DeMeo	4-6	.400	4-5	.450 (7th)	MIAA	PSU/Northwest Missouri	234	241
1997	Tony DeMeo	3-8	.273	2-7	.222 (8th)	MIAA	Northwest Missouri	207	263
1998	Tony DeMeo	4-7	.364	3-6	.333 (T6th)	MIAA	Northwest Missouri	255	347
1999	Tony DeMeo	6-5	.545	4-5	.444 (T5th)	MIAA	Northwest Missouri	283	280
2000	Tony DeMeo	5-6	.454	3-6	.333 (6th)	MIAA	Northwest Missouri	347	309
2001	Tony DeMeo	3-8	.272	2-7	.222 (9th)	MIAA	Pittsburg State	263	400
2002	Craig Schurig	3-8	.272	3-6	.333 (7th)	MIAA	Northwest Missouri	279	372
2003	Craig Schurig	5-6	.454	3-6	.333 (7th)	MIAA	NW/MW/CM/ES/PS	284	308
2004	Craig Schurig	8-4	.667	6-3	.667 (3rd)	MIAA	Pittsburg State	407	368
2005	Craig Schurig	9-3	.750	7-1	.875 (1st)	MIAA	WASHBURN	430	329
TOTALS		468-533-44	.469						

- ABOUT WU**
- COACHES**
- PLAYERS**
- OPPONENTS**
- REVIEW**
- RECORDS**
- HISTORY**

Washburn Coaching History

Coaching Records

Winning Percentages

Coach (Years)	Record
W.M. Gains (1894)	3-1-0
W. Griffith (1896)	6-1-1
Paul Coldren (1897-98)	11-1-1
William Melford (1899)	2-5-2
Ben Owen (1900)	6-2-0
Lawrence Banks (1901)	3-2-3
H. Ward Page (1902)	3-4-0
A.R. Kennedy (1903)	7-0-1
John Outland (1904-05)	14-5-0
Garfield Weede (1906-08)	20-6-4
Robert Stewart (1909-10)	8-8-0
William Lloyd Driver (1911-12)	8-8-1
Glen Gray (1913-15)	11-10-3
A.R. Kennedy (1916-17)	5-12-2
Ernest Bearg (1918-19)	11-2-1
Dwight Ream (1920-21)	8-7-4*
G.D. Vosburg (1922)	1-7-0
George Woodward (1923-26)	7-23-4
Roy Wynne (1927-28)	3-14-0
Ernest Bearg (1929-35)	35-31-3

Coach (Years)	Record
Elmer Holm (1936-41)	23-31-3
Bob Raugh (1942-43)	3-10-2
Dee Errikson (1944)	1-6-0
Lew Lane (1945)	3-1-0
Dick Godlove (1946-58)	67-42-4
Ralph Brown (1959-61)	9-18-0*
Ellis Rainsberger (1962-64)	17-10
Ed Linta (1965-66)	4-13-1
Bill Schaake (1967-68)	2-16-0
Harold Elliott (1969-70)	10-8-2
Bob Noblitt (1971-73)	12-17-1*
Larry Elliott (1974-78)	28-22-1*
Gary Hampton (1979-80)	6-14-0
Glenn Jagodzinske (1981-82)	4-16-0
George Tardiff (1983-84)	8-7-0
Larry Elliott (1984-89)	30-29-0*
Dennis Caryl (1990-93)	7-32-0
Andy Williams (1993)	0-2-0
Tony DeMeo (1994-01)	31-54
Craig Schurig (2002-pr.)	25-21

1. John Outland (1904-05)	14-5-0	737
2. Garfield Weede (1906-08)	20-6-4	733
3. Ellis Rainsberger (1962-64)	17-10-0	630
4. Dick Godlove (1946-58)	67-42-4	611
5. Ernest Bearg (1918-19; 1929-35)	46-33-4	578
6. Harold Elliott (1969-70)	10-8-2	550
7. Craig Schurig (2002-pr.)	21-21	543
8. Larry Elliott (1974-78; 1984*-89)	58-51-1	532
9. Dwight Ream (1920-21)	8-7-4	526
10. Glen Gray (1913-15)	11-10-3	521
11. A.R. Kennedy (1903; 1916-17)	12-12-2	500

(minimum of 18 games) *Elliott coached five games in 1984

Victories

1. Dick Godlove (1946-58)	67-42-4	611
2. Larry Elliott (1974-78; 1984*-89)	58-51-1	532
3. Ernest Bearg (1918-19; 1929-35)	46-33-4	578
4. Tony DeMeo (1994-2001)	31-54-0	364
5. Craig Schurig (2002-pr.)	25-21-0	543
6. Elmer Holm (1936-41)	23-31-3	430
7. Garfield Weede (1906-08)	20-6-4	733
8. Ellis Rainsberger (1962-64)	17-10-0	630
9. John Outland (1904-05)	14-5-0	737



ABOUT WU
COACHES
PLAYERS
OPPONENTS
REVIEW
RECORDS
HISTORY

ALL-TIME RESULTS

1891
Record: 1-4-0
Coach: Unknown

KC YMCA	W	8-2
Baker	L	18-28
Kansas	L	10-32
Kansas	L	10-38
Baker	L	0-46
46-146		

1892
Record: 0-2-0
Coach: Unknown

Baker	L	0-44
Kansas	L	0-36
0-80		

1893
Record: 1-0-0
Coach: Unknown

Topeka High	W	18-0
18-0		

William Gains (1894)
Career WU Record: 3-1-0
Gains is the first Ichabod coach on record. He only coached one season at Washburn.

1894
Record: 3-1-0
Coach: W. M. Gains

Midland	W	18-4
Coll. of Emporia	W	16-4
Midland	W	42-0
Coll. of Emporia	L	0-22
76-30		

1895 No Record of Games Played

W. Griffith (1896)
Career WU Record: 6-1-1
In his only season at the helm of the Ichabods, Griffith led the team to a 6-1-1 record.

1896
Record: 6-1-1
Coach: W. Griffith

Fort Riley	T	4-4
Topeka Independents	W	28-0
Midland	W	32-0
Haskell	W	8-6
Midland	W	30-0
Kansas Medics	W	10-0
Topeka Independents	W	14-0
St. Mary's	L	0-40
126-50		

Paul Coldren (1897-98)
Career WU Record: 11-1-1
Coldren was the first Ichabod coach to have back-to-back winning seasons.

1897
Record: 7-1-0
Coach: Paul Coldren

Haskell	W	6-0
Topeka High	W	6-0
Fort Leavenworth	W	8-4
Ottawa	L	4-10
Kansas State	W	4-0
Topeka High	W	18-0
Kansas State	W	36-0
Haskell	W	8-0
90-14		

1898
Record: 4-0-1
Coach: Paul Coldren

Midland	W	18-6
Denver A.C.	W	5-0
Denver Wheel Club	W	22-5
Ottawa	T	12-12
Kansas State	W	24-0

William Melford (1899)
Career WU Record: 2-5-2
Melford coach Washburn to a 2-4-0 win over Kansas State in his only year as the Ichabods head coach.

1899
Record: 2-5-2
Coach: William Melford

KC Medics	T	0-0
Kansas	L	0-35
Kansas State	W	24-0
Ottawa	W	10-5
Denver A.C.	L	0-5
College of Emporia	T	0-0
Emporia State	L	0-11
Kansas	L	0-23
Haskell	L	0-12
81-23		

Ben Owen (1900)
Career WU Record: 6-2-0
Owen defeated Kansas in both meetings in his only season winning 24-0 and 29-0.

1900
Record: 6-2-0
Coach: Ben Owen

Haskell	W	11-0
Kansas	W	24-0
Fort Riley	W	80-0
Colorado College	W	29-6
Denver A.C.	L	0-5
Haskell	L	5-11
Kansas	W	29-0
Ottawa	W	16-0
194-22		

Lawrence Banks (1901)
Career WU Record: 3-2-3
Banks recorded the first win for Washburn over Emporia State.


1901
Record: 3-2-3
Coach: Lawrence Banks

Emporia State	W	6-0
KC Medics	T	0-0
St. Joseph Medics	W	6-5
Kansas	T	0-0
Denver A.C.	L	0-18
Denver Wheel Club	L	5-11
Bethany	W	18-0
Ottawa	T	12-12
47-46		

H. Ward Page (1902)
Career WU Record: 3-4-0
After dropping their first four games, the Ichabods finished with a four-game winning streak.

1902
Record: 3-4-0
Coach: H. Ward Page

Kansas	L	0-33
Haskell	L	5-41
Missouri	L	0-28
Ottawa	L	0-16
Emporia State	W	6-0
Coll. of Emporia	W	17-5
Central Missouri	W	6-0
34-123		


A.R. Kennedy (1903)
Career WU Record: 12-12-2
In his first stint as the Ichabod head coach, Kennedy was 7-0-1. Washburn topped Kansas State, Kansas and Missouri.

1903
Record: 7-0-1
Coach: A.R. Kennedy

Emporia State	T	0-0
Coll. of Emporia	W	47-0
Lincoln Medics	W	29-0
Kansas State	W	34-0
Kansas	W	5-0
Bethany	W	12-6
Missouri	W	6-0
Highland Park	W	35-0
168-6		


John Outland (1904-05)
Career WU Record: 14-5-0
John Outland, was the founder of the trophy for offensive lineman named in his honor. After he was done coaching, he became a surgeon flying a private plane flying for medical services all over Missouri, Kansas, Iowa and Nebraska.

Did the Ichabods throw the first forward pass?

When an athlete or team accomplishes a "first" these days, all America can witness as modern technology is capable of bringing it into our living rooms. Firsts which happened decades ago, like who threw the first forward pass, are a little less clear.

Many schools - Washburn included - claim to have thrown the first forward pass. Whether Washburn did or not depends on how the implementation of the rule is viewed.

Records indicate the first forward pass rule was written by Navy coach Paul Dashiell and became a legal part of the game in 1906. Any forward pass thrown before the official rule would be illegal, and in the researcher's opinion, not a historical first. Accepting that view prohibits one from believing that the first forward pass was thrown during either a Yale-Princeton game in 1876 or a North Carolina-Georgia game in 1895, as various documents show.

According to Pat Harmon, historian at the National College Football Hall of Fame, the first legal collegiate forward pass was thrown by St. Louis University during a Sept. 5, 1906 game against Carroll College.

So we have illegal forward passes before the 1906 rule, and legal forward passes after the rule. But what about a pass thrown during a game designed to test proposed rules changes? That is where Washburn's claim comes into play. If you believe a "first" can happen during a game testing proposed rules, then Washburn is correct in claiming it threw the first forward pass.

The Capper/MRI Quick-Fact Book of Kansas states on page 15: "The first forward pass in football history was thrown in December, 1905, in a football game between Washburn University and Fairmount College."

An article in the Oct. 30, 1935, edition of the Topeka Journal, titled "Washburn played Game 30 years ago testing new grid rules suggested," reports: "Washburn was in the football spotlight Christmas Day in 1905 when the Ichabods played a postseason game with Fairmount in Wichita to test the proposed rules changes. It was known as the Walter Camp game."

The Kansas Historical Quarterly published an article named "Evans: College Football in Kansas," which quotes Bliss Isley, who played in the 1905 game: "The first forward pass in history was thrown that afternoon by Bill Davis to Art Solter and was good for a 10-yard gain."

The article goes on to say "Isley said the pass delivery was primitive. Davis heaved the ball with both hands like a basketball player shooting a free throw and wobbled through the air."

From these sources, the researcher concludes Washburn did indeed throw the first forward pass on Christmas Day in 1905 during a game to test a new set of rules. The game in question was not the regular season contest listed in this media guide - in which Washburn prevailed 10-6 - but rather a scoreless tie that is not listed in the 1905 scores.



**Washburn's
Todd
McGhghy
(1990-91)
was the first
Ichabod to
earn first
team all-
MIAA honors
in 1990. He
was named
second team
the following
year in 1991.**



1904

Record: 7-2-0

Coach: John Outland

Coll. of Emporia	W	10-0
Emporia State	W	21-0
Wichita State	W	10-0
Doane	W	45-6
Kansas	L	0-5
Haskell	L	0-14
Kansas State	W	56-0
Missouri	W	18-0
Ottawa	W	23-4

183-29

Denver	W	6-0
Colorado College	L	0-6

137-83



**Garfield Weede
(1906-08)
Career WU
Record: 20-6-4**

Weede led the Ichabods to their first conference championship in his second season at Washburn in 1907.

Kansas	T	0-0
St. Mary's	W	42-0
Oklahoma	T	0-0

152-11

1907

Record: 8-0-0 (5-0)

Kansas Conference Champions

Coach: Garfield Weede

Topeka High	W	10-0
Emporia State	W	18-0
Haskell	W	33-0
St. Mary's	W	22-6
Kansas	W	12-5
Kansas State	W	5-0
Wichita State	W	12-0
Oklahoma	W	12-0

124-11

1908

Record: 4-5-1

Coach: Garfield Weede

Topeka High	W	17-6
Kansas State	L	4-23
Emporia State	W	6-0
Wichita State	L	16-25
Kansas	L	0-23
St. Mary's	L	0-6
Oklahoma	T	6-6
Haskell	W	11-4
Ottawa	W	26-5
Drake	L	0-6

86-104



**Robert Stewart
(1909-10)
Career WU
Record: 8-8-0**

Stewart was 4-4-0 in each of his two seasons at Washburn.

1909

Record: 4-4-0

Coach: Robert Stewart

Topeka High	W	12-0
Kansas State	L	0-40
Emporia State	W	24-6
Kansas	L	0-17
St. Mary's	W	12-11
Oklahoma	L	8-42
Campbell	W	34-0
Denver	L	5-30

95-146

1910

Record: 4-5-0

Coach: Robert Stewart

Coll. of Emporia	W	27-15
Baker	W	28-5
Ottawa	L	0-9
Emporia State	L	12-14
Kansas	L	6-21
Missouri Wesleyan	W	33-0
Tarkio	W	9-3
Kansas State	L	0-33

115-100



**William Lloyd
Driver (1911-12)
Career WU
Record: 8-8-1**

Driver spent two seasons as the Ichabod head coach.

1911

Record: 3-5-1

Coach: William Lloyd Driver

Coll. of Emporia	L	0-17
Ottawa	T	0-0
Wichita State	L	0-22
Haskell	W	28-3
Oklahoma	L	0-37
Kansas	L	6-14
Emporia State	W	8-0
St. Mary's	W	18-0
Kansas State	L	5-6

65-99

1912

Record: 5-3-0

Coach: William Lloyd Driver

Denver	W	12-0
William Jewell	W	7-0
Ottawa	W	55-0
Emporia State	L	6-7
Kansas	W	10-0
Drury	L	14-16
St. Mary's	W	22-7
Kansas State	L	3-21

129-51



**Glen Gray
(1913-15)
Career WU
Record: 11-10-3**

Driver spent three seasons as the Ichabod head coach.

1913

Record: 3-3-2

Coach: Glen Gray

Kansas State	T	6-6
Emporia State	W	41-7
Kansas	L	0-14
St. Mary's	W	24-12
Coll. of Emporia	T	0-0
William Jewell	W	24-0
Oklahoma State	L	0-3
Nebraska	L	0-19

95-61

1914

Record: 5-3-0

Coach: Glen Gray

Kansas State	W	26-16
Emporia State	L	0-19
Kansas	L	14-20
St. Mary's	W	33-3

1905

Record: 7-3-0

Coach: John Outland

Coll. of Emporia	W	39-0
Emporia State	W	29-6
Kansas State	W	12-5
Ottawa	W	16-6
Oklahoma	W	9-6
Wichita State	W	10-6
Kansas	L	11-18
Colorado	L	5-30

1906

Record: 8-1-3

Coach: Garfield Weede

Topeka High	W	9-0
Friends	W	28-0
Kansas State	W	9-0
Coll. of Emporia	W	29-0
Emporia State	W	6-0
Colorado	T	0-0
Fort Riley	W	18-0
Kansas State	W	5-4
Wichita State	L	6-7

**Washburn's
Kevin
McCormick
(1969-71)
holds the
Ichabods
record for
rushing touch-
downs as a
senior with
13. McCormick
rushed for
a school
record 241
yards against
Missouri
Valley College
his senior
season.**



ABOUT WU

COACHES

PLAYERS

OPPONENTS

REVIEW

RECORDS

HISTORY

ALL-TIME RESULTS



- ABOUT WU
- COACHES
- PLAYERS
- OPPONENTS
- REVIEW
- RECORDS
- HISTORY

ALL-TIME RESULTS




Ichabod running back Art Fletcher scores a touchdown against Doane College in the Ichabods' 33-13 season-opening win to start the 1949 season. Fletcher holds the Washburn record for most rushing touchdowns in a single game scoring five against Benedictine during the 1948 season.

College of Emporia	W	20-2	Kansas State	L	0-47
Central Missouri	W	6-0			47-166
Baker	W	7-3			
Nebraska	L	7-14			
		113-77			

1915
Record: 3-4-1
Coach: Glen Gray

Cooper	L	0-6
Baker	L	0-10
Nebraska	L	0-47
Central Missouri	W	19-7
Emporia State	T	7-7
Kansas	L	0-41
Coll. of Emporia	W	16-9
Kansas State	L	0-6

42-133



A.R. Kennedy (1916-1917)
Career WU Record: 12-12-2

Kennedy spent two more seasons as the head coach in his second stint at Washburn. He was 5-12-2 this time around.


1916
Record: 3-6-0
Coach: A.R. Kennedy

Cooper	W	20-0
Friends	L	0-25
Baker	W	13-9
Ottawa	W	7-6
Emporia State	L	7-23
Kansas	L	0-27
Wichita State	L	0-9
Coll. of Emporia	L	0-20

1917
Record: 2-6-2
Coach: A.R. Kennedy

Midland	W	24-0
Cooper	L	0-3
Ottawa	W	19-6
Kansas	L	2-34
Baker	T	0-0
Emporia State	T	0-0
St. Mary's	L	0-13
Wichita State	L	0-6
Coll. of Emporia	L	0-7
Kansas State	L	0-38

45-107



Ernest Bearg (1918-19)
Career WU Record: 46-33-4

Bearg was the Ichabod head coach on two different occasions. In his first two seasons of nine total, he was 11-2-1.

1918
Record: 4-1-0
Coach: Ernest Bearg


Emporia State	W	22-3
Haskell	W	32-7
Midland	W	14-0
Kansas State	L	9-28
St. Mary's	W	13-0

90-38

1919
Record: 7-1-1
Coach: Ernest Bearg

Cooper	W	47-0
Ottawa	W	32-14
Kansas	T	0-0
Baker	W	13-0
Wichita State	W	53-0
Emporia State	W	20-6
Coll. of Emporia	L	0-7
St. Mary's	W	40-7
Fort Hays State	W	7-6

212-40



Dwight Ream (1920-21)
Career WU Record: 8-7-4

Ream spent two seasons as the Ichabods head coach.

1920
Record: 5-2-3
Coach: Dwight Ream

Nebraska	L	0-14
Kansas	L	0-6
Ottawa	W	16-7
Baker	W	14-9
Wichita State	W	7-0
Emporia State	T	7-7
Coll. of Emporia	T	14-14
St. Mary's	W	17-6
Kansas State	T	0-0
*Pittsburg State	W	7-0


82-63

* Forfeited later by WU

1921
Record: 3-5-1
Coach: Dwight Ream

Kansas	L	7-28
Pittsburg State	L	7-21
Ottawa	T	0-0
Baker	W	17-16
Wichita State	W	7-6
Emporia State	W	10-7
Coll. of Emporia	L	3-6
St. Mary's	L	3-14
Oklahoma State	L	0-13

54-111



G.D. Vosburg (1922)
Career WU Record: 1-7-0

Vosburg spent one season as the Ichabods head coach.

1922
Record: 1-7-0
Coach: G.D. Vosburg

Ottawa	W	19-13
Kansas State	L	0-47
Kansas	L	3-32
Baker	L	6-14
Emporia State	L	0-34
Coll. of Emporia	L	2-6
St. Mary's	L	7-32
Pittsburg State	L	0-6

37-184



Before Larry Elliott coached the Ichabods to 58 wins in 11 seasons on the sideline, he led them on the field at quarterback. Here he scores a touchdown against Pittsburg State during the 1958 season.



Quarterback Dean Ferrell hands off to Dan West during a game with Emporia State during the 1966 season. Ferrell led the Ichabods in passing yardage during his junior and senior seasons.



**Ernest Beary
(1929-35)
Career WU
Record: 46-33-4**

In his second time as the Ichabods head coach, Beary was 35-31-3 and led the Ichabods to the 1931 Central Conference Championships. Before joining Washburn for the second time, he spent the 1925-28 seasons at Nebraska, where he recorded a 23-7-3 record.

1929

Record: 5-6-0

Coach: Ernest Beary

Haskell	L	0-14
William Jewell	L	2-16
Baker	L	14-19
Pittsburg State	W	12-7
Coll. of Emporia	L	0-6
Wichita State	L	0-20
Emporia State	W	6-2
St. Mary's	W	19-0
Tulsa	L	7-19
Southwestern	W	13-7
Fort Hays State	W	27-0

100-110

1930

Record: 7-2-0

Coach: Ernest Beary

Haskell	L	14-27
Kansas State	L	0-14
Coll. of Emporia	W	26-0
Wichita State	W	32-12
Emporia State	W	13-6
St. Mary's	W	27-13
Fort Hays State	W	31-7
Southwestern	W	33-6
Pittsburg State	W	13-7

189-92

1931

Record: 7-3-0

Central Conference Champions

Coach: Ernest Beary

Haskell	W	6-0
Baker	W	18-0
Fort Hays State	W	27-7
Wichita State	W	7-6
Emporia State	W	20-7
Pittsburg State	W	15-0
Coll. of Emporia	L	6-18
Southwestern*	W	2-0
Kansas State	L	0-22
Kansas	L	0-6

* Forfeited win to WU **101-66**

1932

Record: 6-3-1

Coach: Ernest Beary

Baker	W	19-0
Coll. of Emporia	W	13-6
Tulsa	L	0-20
Fort Hays State	W	12-0
Haskell	L	0-6
Emporia State	T	0-0
Pittsburg State	W	27-7
Fresno State	W	26-0
Southwestern	W	21-0
Wichita State	L	7-8

125-67

1933

Record: 4-6-1

Coach: Ernest Beary

Baker	W	26-0
Haskell	L	0-6
Coll. of Emporia	W	6-3
Tulsa	L	0-7
Pittsburg State	W	6-0
Nebraska-Omaha	W	31-0
Emporia State	L	6-7
Fresno State	L	0-7
Fort Hays State	T	0-0
Southwestern	L	0-6
Wichita State	L	0-19

75-55



**George Woodward
(1923-26)
Career WU
Record: 7-23-4**

Vosburg spent three seasons as the Ichabod head coach.

1923

Record: 0-8-2

Coach: George Woodward

Kansas State	L	0-25
Kansas Wesleyan	L	0-16
Ottawa	L	0-13
McPherson	L	7-14
Coll. of Emporia	L	0-10
St. Mary's	L	7-12
Emporia State	T	7-7
Pittsburg State	L	0-10
Baker	T	0-0
Haskell	L	7-17

28-124

1924

Record: 2-7-0

Coach: George Woodward

Kansas City	W	17-6
Kansas State	L	0-23
McPherson	W	10-0
Ottawa	L	3-6
Coll. of Emporia	L	7-28
Emporia State	L	0-18
St. Mary's	L	0-10
Baker	L	0-13
Pittsburg State	L	0-20

37-124

1925

Record: 2-4-1

Coach: George Woodward

Ottawa	T	0-0
Bethany	L	0-22
Coll. of Emporia	L	0-16
Kansas Wesleyan	W	6-0
Emporia State	L	0-6
St. Mary's	W	7-0
Baker	L	3-7

16-52

1926

Record: 3-4-1

Coach: George Woodward

Kansas	L	6-14
Ottawa	W	13-0
Coll. of Emporia	L	7-19
Kansas Wesleyan	L	0-10
McPherson	W	13-9
Emporia State	L	0-35
St. Mary's	W	10-7
Baker	T	3-3

52-97



**Roy Wynne
(1927-28)
Career WU
Record: 3-14-0**

Wynne was the Ichabods head coach for two seasons.

1927

Record: 1-7-0

Coach: Roy Wynne

St. Regis	L	0-19
Ottawa	L	0-7
Coll. of Emporia	L	0-45
Kansas Wesleyan	L	0-13
Friends	W	7-0
Emporia State	L	7-20
St. Mary's	L	7-12
Baker	L	0-14

21-130

1928

Record: 2-7

Coach: Roy Wynne

William Jewell	L	12-20
Coll. of Emporia	L	0-20
Pittsburg State	W	12-0
Wichita State	L	0-27
Emporia State	L	6-45
Doane	W	19-0
Fort Hays State	L	2-6
Southwestern	L	0-12
Westminster	L	0-18

51-148



Quarterback Mike Atkins passes the ball during an Ichabod game on Nov. 4, 1978 vs Wayne State. Atkins sets atop the Ichabod passing charts holding the school record for passing attempts in a career (866), season (345) and game (63). He also holds the record for pass completions in a career (442), season (183) and game (34).

ABOUT WU

COACHES

PLAYERS

OPPONENTS

REVIEW

RECORDS

HISTORY

ALL-TIME RESULTS



1934

Record: 2-5-1

Coach: Ernest Beary

Haskell	T	0-0
Army	L	0-19
Pittsburg State	L	13-18
Emporia State	L	6-14
Kansas State	L	6-14
Southwestern	W	6-0
Gonzaga	L	0-2
Wichita State	W	6-0

37-67

1935

Record: 4-6-0

Coach: Ernest Beary

Baker	W	32-7
Emporia State	W	12-7
Grinnell	L	6-12
Benedictine	L	6-13
Tulsa	L	6-19
Gonzaga	L	0-21
Haskell	W	14-2
Creighton	W	20-3
Fort Hays State	L	6-12
Wichita State	L	6-7

108-103



**Elmer Holm (1936-41)
Career WU
Record: 23-31-3**

Holm spent six seasons as the Ichabods head coach.

1936

Record: 2-6-1

Coach: Elmer Holm

Wichita State	W	13-6
Kansas	L	6-19
Emporia State	L	7-14
Oklahoma State	L	0-6
Grinnell	W	7-6
Creighton	L	20-32
Colorado College	T	0-0
Tulsa	L	0-47
Drake	L	0-18

53-148

1937

Record: 0-10-0

Coach: Elmer Holm

Emporia State	L	6-12
Kansas	L	2-25
Drake	L	0-25
Oklahoma State	L	3-25
Grinnell	L	0-13
Colorado College	L	0-6
Kansas State	L	7-20
St. Mary's TX	L	13-51
Benedictine	L	0-13
Wichita State	L	7-19

38-209

1938

Record: 6-3-0

Coach: Elmer Holm

Baker	W	340
Emporia State	W	19-6
Kansas	L	14-58
Colorado College	W	20-0
Wichita State	L	6-35
Oklahoma State	W	14-0



Former Washburn fullback Brandon Rainer (1998-2001) finished his career second on the all-time rushing chart with 2,182 yards on 459 carries and became the first Ichabod to rush for more than 30 touchdowns in a career recording 31 in his career.

Grinnell	W	6-0
Kansas State	L	14-41
St. Mary's TX	W	33-20

160-160

1939

Record: 6-4-0

Coach: Elmer Holm

Baker	W	27-0
Emporia State	W	12-0
Washington MO	W	26-0
Colorado College	W	22-6
Oklahoma State	L	6-27
Benedictine	W	20-14
Drake	L	7-20
Grinnell	W	19-7
Creighton	L	0-47
Wichita State	L	6-7

145-148

1940

Record: 4-6-0

Coach: Elmer Holm

Coll. of Emporia	W	26-0
Tulsa	L	6-37
Emporia State	L	7-38
Washington MO	L	20-28
Grinnell	W	7-6
Wichita State	L	6-14
Drake	L	6-19
Oklahoma State	L	14-33
Rockhurst	W	25-23
Benedictine	W	20-0

137-198

1941

Record: 5-2-2

Coach: Elmer Holm

Coll. of Emporia	W	26-0
Kansas Wesleyan	W	20-0
Emporia State	L	12-20
Pittsburg State	T	7-7

Wichita State	T	7-7
Benedictine	L	6-7
Fort Hays State	W	21-0
Peru State	W	33-7
Rockhurst	W	33-0

144-69



**Bob Raugh (1942-43)
Career WU
Record: 3-10-2**

Raugh spent two seasons as the Ichabods head coach.

1942

Record: 1-6-0

Coach: Bob Raugh

Kansas Wesleyan	L	0-6
Emporia State	L	0-12
Pittsburg State	L	0-19
Wichita State	L	0-42
Benedictine	L	6-34
Fort Hays State	W	21-13
Fort Riley*	L	0-13
Southwestern	L	0-22

*Not in overall record

27-148

1943

Record: 2-4-2

Coach: Bob Raugh

Kansas	T	0-0
Kansas State	L	7-13
Pittsburg State	L	7-27
Kansas	L	0-13
Pittsburg State	L	0-39
Central Missouri	T	0-0
Kansas State	W	13-6
Doane	W	25-14

52-112



**Dee Errikson (1944)
Career WU
Record: 1-6-0**

Errikson spent one season as the football coach

1944

Record: 1-6-0

Coach: Dee Errikson

Northwest Missouri	L	0-7
Central Missouri	W	12-2
Kansas	L	0-47
Colorado College	L	0-67
Pittsburg State	L	6-26
Northwest Missouri	L	0-28
Drake	L	6-26

24-223

**Lew Lane (1944)
Career WU Record: 4-2-0**

Lane was 4-2 as the Ichabods head coach in his only season at Washburn.

1945

Record: 4-2-0

Coach: Lew Lane

Central Missouri	W	25-0
Peru State	W	21-0
Fort Riley*	W	19-0
Olathe AF Base*	L	0-19
Wichita State	W	14-0
Kansas	L	0-34

*Not in overall record

60-34

ABOUT WU

COACHES

PLAYERS

OPPONENTS

REVIEW

RECORDS

HISTORY



Dick Godlove
(1946-58)
Career WU
Record: 67-42-4

Godlove is the all-time winningest coach by victories at Washburn. He led the Ichabods to the 1949, 1953 and 1954 Central Intercollegiate Conference Championships.

1946

Record: 6-2-1
Coach: Dick Godlove

Hastings	W	25-0
Augustana SD	W	7-0
Emporia State	W	20-12
Iowa Wesleyan	W	27-6
Pittsburg State	W	12-7
Benedictine	W	27-6
Wichita State	L	0-21
Fort Hays State	T	20-20
Southwestern	L	0-14

138-86

1947

Record: 7-1-0
Coach: Dick Godlove

Peru State	W	12-6
Augustana SD	W	27-0
Emporia State	L	6-12
Pittsburg State	W	13-12
Benedictine	W	26-6
Nebraska-Omaha	W	21-6
Fort Hays State	W	47-14
Southwestern	W	7-0

159-56

1948

Record: 3-5-1
Coach: Dick Godlove

Peru State	W	35-13
Northern Illinois	L	26-30
Emporia State	L	0-7
Washington	L	0-28
Pittsburg State	W	25-7
Benedictine	W	53-0
Nebraska-Omaha	L	19-20
Fort Hays State	T	6-6
Southwestern	L	13-14

177-125

1949

Record: 7-2-0
Central Intercollegiate Champions
Coach: Dick Godlove

Doane	W	31-13
Northern Illinois	L	27-40
Emporia State	L	14-19
Nebraska-Omaha	W	13-6
Pittsburg State	W	27-19
Benedictine	W	21-6
Rockhurst	W	60-0
Fort Hays State	W	35-13
Southwestern	W	21-20

249-136

1950

Record: 3-4-1
Coach: Dick Godlove

Doane	L	0-7
Baker	W	20-7
Emporia State	L	19-27

Nebraska-Omaha	L	6-26
Pittsburg State	L	6-39
Benedictine	W	10-0
Fort Hays State	W	7-0
Southwestern	T	14-14

82-120

1951

Record: 6-3-0
Coach: Dick Godlove

Doane	W	33-14
Colorado State	L	26-28
Emporia State	W	14-13
Nebraska-Omaha	W	16-7
Pittsburg State	L	0-23
Benedictine	L	13-33
Beloit	W	32-30
Fort Hays State	W	34-6
Southwestern	W	28-6

196-160

1952

Record: 4-5-0
Coach: Dick Godlove

Peru State	L	20-43
Colorado College	W	22-19
Emporia State	L	6-7
Nebraska-Omaha	L	0-19
Pittsburg State	L	7-17
Benedictine	W	21-20
Beloit	L	6-24
Fort Hays State	W	20-14
Southwestern	W	41-0

143-163

1953

Record: 7-1-0
Central Intercollegiate Champions
Coach: Dick Godlove

Colorado Mines	W	13-0
Emporia State	W	21-0
Nebraska-Omaha	W	14-6
Pittsburg State	W	36-13
Benedictine	W	26-0
Olathe Naval Base*	W	64-0
Fort Hays State	L	6-7
Southwestern	W	27-13

Southwest Missouri	W	27-7
--------------------	---	------

*Not in overall record
170-46

1954

Record: 6-2-0
Central Intercollegiate Champions
Coach: Dick Godlove

Colorado Mines	W	13-10
Nebraska-Omaha	L	6-27
Emporia State	W	14-6
Benedictine	W	13-6
Pittsburg State	W	13-12
Southwestern	W	41-6
Fort Hays State	L	6-27
Southwest Missouri	W	14-6

120-100

1955

Record: 6-2-1
Coach: Dick Godlove

Colorado Mines	W	13-7
Eastern New Mexico	W	12-9
Nebraska-Omaha	W	19-13
Emporia State	W	26-6
Benedictine	W	27-19
Pittsburg State	L	7-12
Southwestern	W	33-7
Fort Hays State	W	27-7
Southwest Missouri	T	21-21

185-111

1956

Record: 3-6-0
Coach: Dick Godlove

Colorado Mines	W	13-0
Eastern New Mexico	L	0-13
Nebraska-Omaha	L	13-14
Emporia State	W	34-6
Benedictine	L	13-14
Pittsburg State	L	0-27
Southwestern	W	14-12
Fort Hays State	W	32-19
Western Illinois	L	15-18

134-163

1957

Record: 5-4-0
Coach: Dick Godlove

Western Illinois	W	13-6
Nebraska-Omaha	W	33-13
Eastern New Mexico	L	34-36
Emporia State	W	25-0
Benedictine	L	13-40
Pittsburg State	L	6-21
Southwestern	W	28-7
Colorado Mines	W	26-6
Fort Hays State	L	16-19

194-148

1958

Record: 4-5-0
Coach: Dick Godlove

Truman	L	13-26
Nebraska-Omaha	W	19-6
Eastern New Mexico	W	26-0
Emporia State	L	6-27
Benedictine	L	2-33
Pittsburg State	L	7-13
Southwestern	W	27-0
Fort Hays State	W	19-6
Colorado Mines	L	12-13

131-124



Ralph Brown
(1959-61)
Career WU
Record: 9-18-0

Brown coached three seasons at Washburn going 3-6 each campaign.

1959

Record: 3-6-0
Coach: Ralph Brown

Colorado College	L	12-13
Truman	L	0-6
Eastern New Mexico	L	13-31
Benedictine	L	0-31
Emporia State	L	13-24
Pittsburg State	L	6-26
Nebraska-Omaha	W	13-0
Fort Hays State	W	19-12
Colorado Mines	W	14-13

90-156



Linebacker Dennis Kenney and tackle Bernie Bianchino close in on a Central Missouri State ball carrier in a game during the 1967 season.

ABOUT WU

COACHES

PLAYERS

OPPONENTS

REVIEW

RECORDS

HISTORY

ALL-TIME RESULTS



ABOUT WU
COACHES
PLAYERS
OPPONENTS
REVIEW
RECORDS
HISTORY

ALL-TIME RESULTS

1960
Record: 3-6-0
Coach: Ralph Brown

Colorado College	L	7-9
Truman	L	12-39
Eastern New Mexico	W	21-12
Central Missouri	L	14-35
Emporia State	L	6-7
Benedictine	L	14-37
Pittsburg State	L	6-27
Nebraska-Omaha	W	7-0
Fort Hays State	W	33-7

120-173

1961
Record: 3-6-0 (1-4/5th - CIC)
Coach: Ralph Brown

S16 at Colorado College	W	18-14
S22 Truman	L	9-27
S29 Central Missouri	W	27-15
O7 Colorado Mines	W	20-6
O13 at Emporia State	L	10-26
O21 at Benedictine	L	14-25
O28 Pittsburg State	L	0-40
N4 at Nebraska-Omaha	L	10-27
N11 Fort Hays State*	L	7-14

*Forfeited later by FHSU
115-194

Ellis Rainsberger (1962-64)
Career WU Record: 17-10

Rainsberger led the Ichabods to a CIC Championship in 1964 in his third and final season as Washburn's head coach.

1962
Record: 4-5-0 (2-3/4th - CIC)
Coach: Ellis Rainsberger

S15 Colorado College	W	20-14
S22 at Truman	L	0-39
S29 at Central Missouri	W	20-0
O6 at Colorado Mines	L	16-34
O13 Emporia State(HC)	W	7-6
O19 Benedictine	W	34-13
O27 at Pittsburg State	L	0-27
N2 Nebraska-Omaha	L	14-41
N10 at Fort Hays State	L	14-33

125-207

1963
Record: 5-4-0 (2-2/3rd - CIC)
Coach: Ellis Rainsberger

S14 at Nebraska-Kearney	L	14-19
S21 Truman*	W	7-6
S28 Central Missouri*	W	34-0
O5 Colorado Mines	L	13-22
O12 at Emporia State	W	32-6
O19 at Southern Colorado	W	7-0
O26 Pittsburg State	L	20-21
N2 at Nebraska-Omaha	L	6-34
N9 Fort Hays State(HC)	W	46-0

*Forfeited later by WU
179-108

1964
Record: 8-1-0 (4-0/1st - CIC)
Central Intercollegiate Champions
Coach: Ellis Rainsberger

S19 Nebraska-Kearney	L	12-14
S26 at Central Missouri	W	31-0
O3 at Colorado Mines	W	16-0
O10 Southern Colorado	W	12-7
O17 at Fort Hays State	W	14-7

O24 Pittsburg State(HC)	W	17-7
O31 at Nebraska-Omaha	W	19-2
N7 at Peru State	W	42-0
N14 Emporia State	W	19-6

182-53

Ed Linta (1965-66)
Career WU Record: 4-13-1

Linta spent two seasons at Washburn.

1965
Record: 2-6-1 (1-3/4th - CIC)
Coach: Ed Linta

S18 at Nebraska-Kearney	L	14-40
S25 Central Missouri	T	7-7
O2 at Fresno State	L	0-54
O9 at Southern Colo.	L	14-45
O16 Fort Hays State(HC)	L	0-25
O23 at Pittsburg State	L	7-20
O30 Nebraska-Omaha	L	10-19
N6 Peru State	W	15-7
N13 at Emporia State	W	21-0

88-217

1966
Record: 2-7-0 (1-3/4th - CIC)
Coach: Ed Linta

S10 at Emporia State	L	0-14
S17 Nebraska-Kearney	L	6-21
S24 at Central Missouri	L	7-38
O1 at Southwest Missouri	L	6-21
O8 Southern Colorado	W	21-13
O15 at Fort Hays State	L	0-7
O22 Pittsburg State(HC)	L	20-24
O29 at Nebraska-Omaha	W	21-14
N12 Emporia State	L	6-12

87-164

Bill Schaake (1967-68)
Career WU Record: 2-16-0

Schaake spent two seasons at Washburn.

1967
Record: 0-9-0 (0-4/5th - CIC)
Coach: Bill Schaake

S16 at Nebraska-Kearney	L	6-55
S23 Central Missouri	L	0-14
S30 Southwest Missouri	L	7-30
O7 at Southern Colorado	L	0-20
O14 Fort Hays State	L	0-35
O21 at Pittsburg State	L	12-38
O28 Nebraska-Omaha(HC)	L	21-49
N4 Colorado State	L	0-27
N11 at Emporia State	L	7-34

53-302

1968
Record: 2-7-0 (1-3/4th - CIC)
Coach: Bill Schaake

S14 at Nebraska-Kearney	W	26-20
S21 at Central Missouri	L	0-34
S28 Southern Colorado	L	7-10
O5 at St. Mary of the Plains	L	14-23
O12 at Fort Hays State	W	9-6
O19 Pittsburg State(HC)	L	0-14
O26 at Nebraska-Omaha	L	0-47
N2 at William Jewell	L	6-40
N9 Emporia State	L	19-47

81-241

Harold "Bud" Elliott (1968-70)
Career WU Record: 10-8-2

Elliott spent two seasons at Washburn before coaching at Emporia State and Northwest Missouri, as well as Eastern New Mexico.

1969
Record: 5-5-0 (3-3 RMAC)
Coach: Harold Elliott

S13 Friends	W	27-6
S20 Central Missouri	L	0-17
S27 at Southern Colorado	L	20-21
O4 at Nebraska-Kearney	W	3-0
O11 Fort Hays State	W	27-6
O18 at Pittsburg State	W	19-17
O25 Nebraska-Omaha(HC)	W	24-21
N1 William Jewell	L	7-48
N8 at Emporia State	L	14-28
N15 at Northern Colorado	L	28-70

169-234

1970
Record: 5-3-2 - RMAC
Coach: Harold Elliott

S11 Arkansas Tech	L	0-23
S19 St. Mary of the Plains	W	30-6
S26 Wayne State	W	21-14
O3 at William Jewell	W	27-6
O10 at Fort Hays State	L	8-27
O17 at Missouri Southern	T	21-21
O24 Missouri Valley	W	23-15
O31 Pittsburg State(HC)	L	7-13
N7 at Emporia State	W	34-21
N14 at Nebraska-Omaha	T	15-15

186-161

Bob Noblitt (1971-73)
Career WU Record: 12-17-1

Noblitt spent three seasons as Washburn's head coach. He was also the offensive coordinator and offensive line coach at the Air Force Academy from 1984-1999.

1971
Record: 5-5-0 - RMAC
Coach: Bob Noblitt

S11 at Missouri Valley	W	28-6
S18 at St. Mary of the Plains	W	43-18
S25 at Wayne State	W	14-7
O2 at William Jewell	W	17-16
O9 Fort Hays State	W	34-10
O16 Missouri Southern	L	10-14
O23 at Southeast Missouri	L	13-20
O30 at Pittsburg State	L	0-27
N6 Emporia State	L	0-3
N13 Nebraska-Omaha	L	17-30

176-151

1972
Record: 4-6-0 - GPAC
Coach: Bob Noblitt

S9 Missouri Valley*	W	26-7
S16 Missouri Western	W	58-3
S23 at William Jewell	W	10-0
S30 at Nebraska-Omaha	L	14-40
O7 Southern Colorado	L	0-13
O14 at Fort Hays State	W	31-29
O21 Missouri Southern	L	3-14
O28 at Northern Colorado	L	10-14
N4 Pittsburg State	L	7-21
N11 at Emporia State	L	7-41

*Later forfeited by WU
166-182



1973

Record: 3-6-1 - GPAC

Coach: Bob Noblitt

S8	at Missouri Valley	L	10-19
S15	at Missouri Western	T	13-13
S22	William Jewell	L	7-14
S29	Nebraska-Omaha	L	7-13
O6	at Southern Colorado	L	7-28
O13	Fort Hays State	W	19-14
O19	at Missouri Southern	W	9-3
O26	Northern Colorado	L	5-20
N3	at Pittsburg State	L	14-21
N10	at Emporia State	W	20-10

111-155

N9 at Northern Colorado L 7-28

N16 Pittsburg State L 14-15

Boot Hill Bowl - Dodge City, Kan.

N23 vs Millikin* W 21-7

235-169



1975

Record: 5-5-0 (2-3/T4th - GPAC)

Coach: Larry Elliott

S13	William Jewell	W	36-7
S20	at Missouri Western	L	24-27
S27	at Missouri Valley	W	24-7
O4	Emporia State	W	42-13
O11	Benedictine	W	34-7
O18	at Southern Colorado	L	8-20
O25	Fort Hays State	W	27-8
N1	at Missouri Southern	L	9-21
N8	Northern Colorado	L	7-22
N15	at Pittsburg State	L	16-20

227-152



1976

Record: 6-4-0 (4-2/4th - CSIC)

Coach: Larry Elliott

S11	Missouri Valley	W	14-13
S18	Missouri Western	W	26-15
S25	at Harding	W	20-17
O2	Pittsburg State	W	28-16
O9	at Emporia State	W	21-0
O16	Nebraska-Kearney	L	9-36
O23	at Missouri Southern	L	21-35
O30	Fort Hays State	W	23-19
N6	at East Central	L	24-30

Boot Hill Bowl - Dodge City, Kan.

N27 vs Benedictine* L 14-29

200-210



1974

Record: 8-3-0 (3-2/3rd - GPAC)

Coach: Larry Elliott

S14	at William Jewell	W	21-13
S21	Missouri Western	W	37-0
S28	Missouri Valley	L	7-41
O5	at Emporia State	W	36-15
O12	at Benedictine	W	24-12
O19	Southern Colorado	W	19-14
O26	at Fort Hays State	W	14-7
N2	Missouri Southern	W	35-17

1977

Record: 6-3-1 (4-2-1/T3rd - CSIC)

Coach: Larry Elliott

S10	Langston	W	37-32
S17	Missouri Valley	W	25-16
S24	East Texas State	L	35-36
O1	Emporia State	W	40-12
O8	Missouri Southern	L	21-38
O15	Nebraska-Kearney	L	21-28
O22	Missouri Western	T	7-7
O29	Pittsburg State	W	28-21
N5	Wayne State	W	24-17
N12	Fort Hays State	W	30-22

268-229


1978

Record: 3-7-0 (4-6/T7th - CSIC)

Coach: Larry Elliott

S9	St. Mary of the Plains	W	79-3
S16	Missouri Valley	W	35-6
S23	at East Texas State	L	3-33
S30	at Emporia State	W	17-7
O7	at Missouri Southern	L	7-20
O14	Nebraska-Kearney	L	12-49
O21	Missouri Western(HC)	L	25-53
O28	Pittsburg State	L	14-27
N4	at Wayne State	L	6-7
N11	at Fort Hays State	L	10-17

*Later forfeited by PSU **208-222**



Larry Elliott (1974-78)
Career WU Record: 58-51-1
 Elliott was the head coach at Washburn on two separate occasions. In his first time as football coach, Elliott was 28-22-1.

ABOUT WU

COACHES

PLAYERS

OPPONENTS

REVIEW

RECORDS

HISTORY

ALL-TIME RESULTS



The 1983 Ichabods topped Missouri Southern 24-10 in the final game of the year to win the CSIC championship. The 1983 team won the last NAIA football conference championship for the Ichabods. The team finished the season 6-1 in the CSIC and 8-2 overall.



ABOUT WU
COACHES
PLAYERS
OPPONENTS
REVIEW
RECORDS
HISTORY

ALL-TIME RESULTS



Gary Hampton (1979-80)
Career WU Record: 6-14-0

Hampton coached two seasons at Washburn.



1979

Record: 4-6-0 (2-5/7th - CSIC)
Coach: Gary Hampton

S8	at St. Mary of the Plains	W	42-0
S15	at Missouri Valley	L	13-18
S22	Baker	W	23-17
S29	Emporia State	L	11-17
O6	at Pittsburg State	L	12-46
O13	Wayne State	L	9-7
O20	Fort Hays State	L	6-20
O27	at Missouri Western	W	23-21
N3	at Nebraska-Kearney	L	7-28
N10	Missouri Southern	W	20-19

163-193



1980

Record: 2-8-0 (1-6/6th - CSIC)
Coach: Gary Hampton

S6	Benedictine	W	29-27
S13	at Arkansas Tech	L	20-41
S20	Missouri Valley	L	7-26
S27	at Emporia State	L	7-45
O4	Pittsburg State	W	38-36
O11	at Wayne State	L	18-24

O18	at Fort Hays State	L	17-28
O25	Missouri Western(HC)	L	14-45
N1	Nebraska-Kearney	L	7-14
N8	at Missouri Southern	L	9-35

166-321



Glenn Jagodzinske (1981-82)
Career WU Record: 4-16-0

Jagodzinske coached two seasons at Washburn.



1981

Record: 3-7-0 (3-4/T4th - CSIC)
Coach: Glenn Jagodzinske

S5	at Benedictine	L	7-10
S12	Arkansas Tech	L	27-48
S19	at Missouri Valley	W	12-9
O3	Missouri Southern	L	0-12
O10	Emporia State	W	17-10
O17	at Pittsburg State	L	12-35
O24	Wayne State	W	10-6
O31	Fort Hays State	L	0-7
N7	at Missouri Western	L	0-52
N14	at Nebraska-Kearney	L	7-26

92-215



1982

Record: 1-9-0 (1-6/6th - CSIC)
Coach: Glenn Jagodzinske

S11	at Morningside	L	3-14
S18	Benedictine	L	10-24
S25	Missouri Valley	L	6-14
O2	Missouri Southern	L	0-20
O9	Emporia State	L	13-20
O16	at Pittsburg State	L	14-38
O23	Wayne State	W	19-13
O30	Fort Hays State	L	7-34
N6	at Missouri Western	L	21-37
N13	at Nebraska-Kearney	L	3-34

96-248



George Tardiff (1983-84*)
Career WU Record: 8-7-0

Tardiff coached the 1983 season and five games of the 1984 season. Under Tardiff, Washburn won the 1983 CSIC Championship. Larry Elliott coached the final five games of the 1984 season going 2-3.



1983

Record: 8-2-0 (6-1/1st - CSIC)
Central States Champions
Coach: George Tardiff

S10	Morningside	W	17-7
S17	at Benedictine	W	35-28
S24	at Missouri Valley	L	20-21
O1	Emporia State	W	41-7
O8	at Pittsburg State	L	21-29
O15	Wayne State	W	13-6
O22	Fort Hays State	W	24-3
O29	at Missouri Western	W	24-21
N5	at Nebraska-Kearney	W	7-0
N12	Missouri Southern	W	24-10

226-132



1984

Record: 2-8-0 (2-5/T6th - CSIC)
Coaches: George Tardiff (0-5)
Larry Elliott (2-3)

S8	at Northwest Missouri	L	0-47
S15	Mississippi Valley	L	15-77
S22	Missouri Valley	L	14-37
S29	at Emporia State	L	0-14
O6	Pittsburg State	L	20-21
O13	at Wayne State	L	7-27
O20	at Fort Hays State	W	26-14
O27	Missouri Western	L	21-37
N3	Nebraska-Kearney	L	0-30
N10	at Missouri Southern	W	31-29

134-333



Larry Elliott (1984-89)
Career WU Record: 58-51-1

Elliott returned for a second time as the Ichabods head coach. Under Elliott Washburn finished second three times in the CSIC. He was also 8-1 all-time against Emporia State. He was 30-29 in his second stint as the Ichabods head coach.



1985

Record: 4-7-0 (2-5/7th - CSIC)
Coach: Larry Elliott

S7	Northwest Missouri	W	38-24
S14	Morningside	L	17-47
S21	at Central Missouri	W	31-3
S28	Missouri Southern	W	19-6
O5	Emporia State	W	25-18
O12	at Pittsburg State	L	18-35



The 2004 Ichabods won the Mineral Water Bowl in Excelsior Springs, Mo. defeating Northern State 36-33 on Dec. 4. It was the first postseason win for any Washburn team since the 1986 Aztec Bowl in Mexico



In 2005, the Ichabod football team defeated Pittsburg State to snap a 25-game losing streak to the Gorillas. The win was the first for the Ichabods over the Gorillas since Oct. 4, 1980 in Topeka in a 38-36 victory.

O26	Missouri-Rolla	L	13-28
N2	at Southwest Baptist	W	14-6
N9	Pittsburg State	L	0-21
N16	at Missouri Western	L	23-35
94-304			

ABOUT WU
COACHES
PLAYERS
OPPONENTS
REVIEW
RECORDS
HISTORY

ALL-TIME RESULTS

O19	Wayne State	L	17-18
O26	Fort Hays State	L	0-30
N2	at Missouri Western	L	10-13
N9	at Nebraska-Kearney	L	16-21
N16	at Sam Houston St.	L	7-51
198-266			

N12	Emporia State	W	59-46
*NAIA postseason game - Monticello, Ark.			
N19	at Ark.-Monticello*	L	13-20
291-233			

1986
Record: 8-3-0 (5-2/T2nd - CSIC)
Coach: Larry Elliott

S6	at South Dakota	W	16-14
S13	Northwest Missouri	W	38-24
S20	Central Missouri	W	37-14
S27	at Missouri Southern	W	25-7
O4	at Emporia State	L	16-22
O11	Pittsburg State	L	7-21
O18	at Wayne State	W	31-6
O25	at Fort Hays State	W	40-35
N1	Missouri Western	W	21-14
N8	Nebraska-Kearney	W	24-3
*NAIA postseason game - Pittsburg, Kan.			
D6	at Pittsburg State*	L	24-58
Aztec Bowl - Mexico City, Mexico			
N20	at Mexican all-Stars	W	27-8
279-218			


1989
Record: 3-7-0 (3-7/9th - MIAA)
Coach: Larry Elliott

S2	Missouri-Rolla	L	7-20
S9	at Central Missouri	L	7-29
S16	Truman*	W	21-3
S23	at Missouri Southern	L	6-21
S30	Lincoln	W	9-0
O14	at Southeast Missouri	L	14-17
O21	Northwest Missouri	L	21-34
O28	at Pittsburg State	L	0-61
N4	at Southwest Baptist	L	19-34
N11	Missouri Western*	W	28-21
*Later forfeited by WU			
132-240			

1987
Record: 6-5-0 (5-2/2nd - CSIC)
Coach: Larry Elliott

S5	at South Dakota	L	7-17
S12	at Northwest Missouri	L	27-29
S19	Central Missouri	L	17-26
S26	Northeastern State*	W	23-21
O3	at Missouri Western*	W	31-6
O10	Nebraska-Kearney*	W	28-0
O17	at Wayne State*	W	29-25
O24	Missouri Southern	L	14-32
O31	at Pittsburg State	L	0-44
N7	Fort Hays State*	W	49-12
N14	at Emporia State*	W	28-21
*Later forfeited by WU			
253-233			

Dennis Caryl (1990-93*)
Career WU Record: 7-32-0



Caryl coached the Ichabods for three seasons. Caryl coached the first eight games (0-8) of the 1993 season, before defensive coordinator Andy Williams coached the final two games of the season (0-2).


1992
Record: 2-8-0 (2-7/8th - MIAA)
Coach: Dennis Caryl

S12	at Southwest Missouri	L	15-66
S19	at Truman	L	8-42
S26	Northwest Missouri	L	21-22
O3	at Missouri Southern	L	14-44
O10	Emporia State	L	18-25
O17	Central Missouri(HC)	W	13-10
O24	at Missouri-Rolla	L	21-26
O31	Southwest Baptist	W	21-17
N7	at Pittsburg State	L	29-48
N14	Missouri Western	L	17-41
177-341			

1993
Record: 0-10-0 (0-9/10th - MIAA)
Coaches: Dennis Caryl (0-8)
Andy Williams (0-2)

S11	at Southern Illinois	L	14-46
S18	Missouri-Rolla	L	14-38
S25	at Central Missouri	L	19-41
O2	Pittsburg State	L	18-55
O9	at Northwest Missouri	L	36-61
O16	Truman(HC)	L	0-34
O23	at Missouri Western	L	10-41
O30	Missouri Southern	L	21-36
N6	at Emporia State	L	19-37
N13	at Southwest Baptist	L	20-25
171-414			

Tony DeMeo (1994-2001)
Career WU Record: 31-54



DeMeo coached the the Ichabods for eight seasons. His 31 wins ranked No. 4 on the Washburn all-time win chart.

1988
Record: 7-4-0 (5-2/T2nd - CSIC)
Coach: Larry Elliott

S10	Northwest Missouri	W	33-12
S17	at Central Missouri	W	28-27
S24	at Northeastern St.	L	30-35
O1	Missouri Western	W	17-10
O8	at Nebraska-Kearney	W	29-12
O15	Wayne State	W	49-3
O22	at Missouri Southern	W	35-23
O29	Pittsburg State	L	14-23
N5	at Fort Hays State	L	14-22

1990
Record: 4-6-0 (4-5/T5th - MIAA)
Coach: Dennis Caryl

S1	at Missouri-Rolla	W	13-7
S8	Central Missouri	L	7-24
S15	Truman	L	17-44
S22	at Missouri Southern	L	3-30
S29	at Southwest Missouri	L	3-38
O13	Southeast Missouri(HC)	L	7-35
O20	at Northwest Missouri	W	14-0
O27	Pittsburg State	L	0-17
N3	Southwest Baptist	W	24-9
N10	at Missouri Western	W	21-10
112-214			

1994
Record: 2-8-0 (2-7/8th - MIAA)
Coach: Tony DeMeo

S10	at Illinois State	L	16-47
S17	at Missouri-Rolla	L	0-19
S24	Central Missouri	L	10-43
O1	at Pittsburg State	L	13-62
O8	Northwest Missouri	W	48-14
O15	at Truman	L	31-50
O22	Missouri Western(HC)	L	28-60
O29	at Missouri Southern	L	16-38
N5	Emporia State	L	7-43
N12	Southwest Baptist	W	31-14
200-390			

1991
Record: 1-10-0 (1-8/10th - MIAA)
Coach: Dennis Caryl

S7	at Western Illinois	L	3-42
S14	at Tennessee-Martin	L	7-28
S21	Truman	L	7-14
S28	at Northwest Missouri	L	3-29
O5	Missouri Southern	L	6-31
O12	at Emporia State	L	18-49
O19	at Central Missouri	L	0-21

1995
Record: 4-6-0 (3-6/T7th - MIAA)
Coach: Tony DeMeo

S9	McPherson	W	61-0
S16	at Missouri Western	L	6-17
S23	Truman	L	17-41
S30	at Emporia State	L	24-25
O7	at Central Missouri	W	37-21
O14	Missouri-Rolla(HC)	W	21-10
O21	at Southwest Baptist	W	37-20
O28	Pittsburg State	L	7-31
N4	at Northwest Missouri	L	21-42
N11	Missouri Southern	L	0-25
231-232			



ABOUT WU

COACHES

PLAYERS

OPPONENTS

REVIEW

RECORDS

HISTORY

ALL-TIME RESULTS



1996

Record: 4-6-0 (4-5/7th - MIAA)
Coach: Tony DeMeo

S14	at Fort Hays State	L	6-21
S21	Missouri Western	W	21-7
S28	at Truman	L	21-38
O5	Emporia State	L	35-40
O12	Central Missouri(HC)	W	23-7
O19	at Missouri-Rolla	W	45-0
O26	Southwest Baptist	W	24-20
N2	at Pittsburg State	L	14-43
N9	Northwest Missouri	L	14-33
N16	at Missouri Southern	L	31-32
			234-241



1997

Record: 3-8-0 (2-7/8th - MIAA)
Coach: Tony DeMeo

S6	Augustana SD	L	17-20
S13	Fort Hays State	W	31-14
S20	at Southwest Baptist	W	25-7
S27	Missouri-Rolla	W	27-13
O4	at Northwest Missouri	L	14-17
O11	Truman(HC)	L	7-37
O18	at Missouri Western	L	12-13
O23	Missouri Southern	L	14-17
O30	at Emporia State	L	35-64
N8	at Central Missouri	L	14-20
N15	Pittsburg State	L	11-40
			207-263



1998

Record: 4-7-0 (3-6/7th - MIAA)
Coach: Tony DeMeo

S5	Wisconsin-River Falls	W	9-6
S12	at Fort Hays State	L	12-24
S19	Southwest Baptist	LOT	20-26
S26	at Missouri-Rolla	W	24-7
O3	Northwest Missouri	L	31-38
O10	at Truman	L	28-38
O17	Missouri Western(HC)	W	35-27
O24	at Missouri Southern	W	49-37
O29	Emporia State	L	27-35
N7	Central Missouri	L	0-37
N14	at Pittsburg State	L	12-72
			247-347



1999

Record: 6-5-0 (4-5/7th - MIAA)
Coach: Tony DeMeo

S4	at Wis-LaCrosse	W	24-21
S11	Fort Hays State	W	17-14
S18	Missouri Southern	W	35-28
S25	at Missouri Western	L	10-35
S30	Central Missouri	L	18-32
O9	Missouri-Rolla(HC)	W	53-18
O14	at Southwest Baptist	W	36-0
O23	Pittsburg State	L	8-27
O30	at Northwest Missouri	L	10-35
N6	Truman	W	52-18
N13	at Emporia State	L	20-45
			283-280



2000

Record: 5-6-0 (3-6/6th - MIAA)
Coach: Tony DeMeo

S2	Wis-LaCrosse	W	26-6
S9	at Lincoln	W	63-21
S16	at Missouri Southern	W	24-22
S23	Missouri Western	L	13-23
S30	at Central Missouri	L	17-28
O7	at Missouri-Rolla	W	34-14
O14	Southwest Baptist(HC)	W	58-21
O21	at Pittsburg State	L	28-31
O28	Northwest Missouri	L	21-63
N4	at Truman	L	42-45
N11	Emporia State	L	21-35
			347-309



2001

Record: 3-8-0 (2-7/9th - MIAA)
Coach: Tony DeMeo

S1	at Wis-LaCrosse	L	18-37
S8	Lincoln	W	31-20
S15	at Pittsburg State	L	21-51
S22	Missouri Southern	W	29-28
S29	at Northwest Missouri	L	17-52
O6	Truman(HC)	L	26-27
O11	Central Missouri	L	34-58
O20	at Missouri Western	L	6-27
O27	at Emporia State	L	19-38
N3	Missouri-Rolla	W	42-14
N10	Southwest Baptist	L	20-48
			263-400



Craig Schurig (2002-pr)
Career WU Record: 25-21

Schurig is in his fifth season as the Ichabods head coach and he led Washburn to their first MIAA Championship in 2005 and their first NCAA Playoff appearance - both in 2005.



2002

Record: 3-8-0 (3-6/7th - MIAA)
Coach: Craig Schurig

S7	Wis-LaCrosse	L	17-31
S14	at Fort Hays State	L	29-37
S21	Pittsburg State	L	14-47
S28	at Missouri Southern	L	28-52
O5	Northwest Missouri	L	13-48
O12	at Truman	W	26-21
O19	at Central Missouri	L	21-55
O26	Missouri Western(HC)L2OT	28-34	
N2	Emporia State	W	34-21
N9	at Missouri-Rolla	W	49-0
N16	at Southwest Baptist	L	20-26
			279-372



2003

Record: 5-6-0 (3-6/7th - MIAA)
Coach: Craig Schurig

S6	at Langston	W	28-0
S13	Fort Hays State	W	28-4
S20	at Emporia State	LOT	28-35
S27	Truman State	L	6-12
O4	at Northwest Missouri	L	14-45
O11	Pittsburg State	L	10-37
O18	at Southwest Baptist	W	41-37
O25	Missouri-Rolla (HC)	W	49-24
N1	Central Missouri	L	28-49
N8	at Missouri Western	L	14-30
N15	Missouri Southern	W	38-35
			284-308



2004

Record: 8-4-0 (6-3/3rd - MIAA)
Coach: Craig Schurig

A28	Colorado Mines	L	27-34
S4	Langston	W	30-7
S11	Emporia State	W	28-10
S18	at Truman State	W	62-0
S25	Northwest Missouri	L	21-49
O2	at Pittsburg State	L	14-70
O9	Southwest Baptist (HC)	W	38-35
O16	at Missouri-Rolla	W	42-17
O23	at Central Missouri	L	21-47
O30	Missouri Western	W	30-23
N6	at Missouri Southern	W	58-43
			Mineral Water Bowl - Excelsior Springs, Mo.
D4	vs Northern State	W	36-33
			407-368



2005

Record: 9-3-0 (7-1/1st - MIAA)
MIAA Champions • NCAA Playoffs
Coach: Craig Schurig

A27	at Colorado Mines	W	28-17
S3	Western Washington	W	31-21
S10	Central Missouri	W	42-27
S17	at Central Washington	L	42-48
S24	at Southwest Baptist	W	56-21
O1	Pittsburg State	WOT	35-34
O8	at Northwest Missouri	W	31-28
O15	Truman (HC)	W	21-14
O22	at Emporia State	W	42-14
O29	Missouri Southern	W	49-35
N5	at Missouri Western	LOT	21-28
			*NCAA Second Round Playoffs - Topeka
N19	Northwest Missouri	L	32-42
			430-329

Ichabod Future MIAA Schedule

2007	2010
S15 Fort Hays State	S18 at Missouri Southern
S22 Central Missouri	S25 Missouri Western
S29 at Missouri Western	O2 at Central Missouri
O6 Missouri Southern	O9 at Fort Hays State
O13 at Emporia State	O16 Southwest Baptist
O20 Truman State	O23 at Pittsburg State
O27 at Northwest Missouri	O30 Northwest Missouri
N3 Pittsburg State	N6 at Truman State
N10 at Southwest Baptist	N13 Emporia State
2008	2011
S13 at Fort Hays State	S17 at Southwest Baptist
S20 at Central Missouri	S24 Pittsburg State
S27 Missouri Western	O1 at Northwest Missouri
O4 at Missouri Southern	O8 Truman State
O11 Emporia State	O15 at Emporia State
O18 at Truman State	O22 Missouri Southern
O25 Northwest Missouri	O29 at Missouri Western
N1 at Pittsburg State	N5 Central Missouri
N8 Southwest Baptist	N12 Fort Hays State
2009	
S12 Missouri Southern	
S19 at Missouri Western	
S26 Central Missouri	
O3 Fort Hays State	
O10 at Southwest Baptist	
O17 Pittsburg State	
O24 at Northwest Missouri	
O31 Truman State	
N7 at Emporia State	



1989

1. Texas A&M-Kingsville
2. Jacksonville State
3. Grand Valley State
4. Pittsburg State
5. St. Cloud State
6. Angelo State
7. Edinboro
8. West Chester
9. Indiana (PA)
10. Winston-Salem State

1990

1. North Dakota State
2. Mississippi College
3. Pittsburg State
4. Indiana (PA)
5. Virginia Union
6. Grand Valley State
7. East Texas State
8. Cal Poly
9. NE Missouri State

1991

1. Indiana (PA)
2. Jacksonville State
3. Pittsburg State
4. Northern Colorado
5. Butler
6. Texas A&I
7. North Dakota State
8. Portland State
9. Grand Valley State
10. Virginia Union

1992

1. Pittsburg State
2. North Dakota State
3. Jacksonville State
4. Texas A&I
5. New Haven
6. Hampton
7. California-Davis
8. West Chester
9. Western State
10. Fort Valley State

1993

1. North Alabama
2. New Haven
3. Hampton
4. Indiana (PA)
5. Portland State
6. Missouri Southern State
7. California-Davis
8. Albany State
9. North Dakota
10. Ferris State

1994

1. North Alabama
2. Texas A&M-Kingsville
3. Pittsburg State
4. Portland State
5. Ferris State
6. Valdosta State
7. New Haven
8. NE Missouri State
9. Indiana (PA)
10. West Georgia

1995

1. North Alabama
2. Texas A&M-Kingsville
3. Ferris State
4. Pittsburg State

5. New Haven
6. Carson-Newman
7. North Dakota
8. Edinboro
9. Portland State
10. Virginia State

1996

1997

1998

1999

1. Carson-Newman
2. Slippery Rock
3. Northern Colorado
4. NW Missouri State
5. California-Davis
6. Fort Valley State
7. Pittsburg State
8. Southern Arkansas
9. North Dakota
10. Northwood

2000

The year the AFCA began the National Poll

- | | | |
|------------------------------|------|------|
| 1. Delta St. (Miss.) | (28) | 14-1 |
| 2. Bloomsburg (Pa.) | | 12-3 |
| 3. UC Davis | | 12-1 |
| 4. North Dakota St. | | 12-2 |
| 5. Catawba (N.C.) | | 11-1 |
| 6. Nebraska-Omaha | | 11-2 |
| 7. Northwest Missouri St. | | 11-1 |
| 8. Northwood | | 10-2 |
| 9. Valdosta St. (Ga.) | | 10-2 |
| 10. West Georgia | | 10-2 |
| 11. Tuskegee (Ala.) | | 11-0 |
| 12. Pittsburg St. (Kan.) | | 9-3 |
| 13. Mesa St. (Colo.) | | 10-3 |
| 14. Northeastern St. (Okla.) | | 9-2 |
| 15. Carson-Newman | | 8-2 |
| 16. Indiana (Pa.) | | 8-3 |
| 17. Chadron St. (Neb.) | | 8-3 |
| 18. Presbyterian (S.C.) | | 8-2 |
| 19. Saginaw Valley St. | | 9-3 |
| 20. North Dakota | | 8-3 |
| 21. Winston-Salem St. (N.C.) | | 9-2 |
| 22. Slippery Rock (Pa.) | | 8-3 |
| 23. C.W. Post (N.Y.) | | 8-2 |
| 24. Western Washington | | 7-3 |
| 25. Virginia Union | | 8-3 |

2001

- | | | |
|-----------------------|------|------|
| 1. North Dakota | (28) | 14-1 |
| 2. Grand Valley St. | | 12-1 |
| 3. Catawba (N.C.) | | 11-2 |
| 4. Valdosta St. (Ga.) | (28) | 12-1 |
| 5. UC Davis (Calif.) | | 10-3 |

- | | |
|---------------------------|------|
| 6. Saginaw Valley St. | 11-2 |
| 7. Chadron St. (Neb.) | 10-1 |
| 8. Indiana (Pa.) | 8-2 |
| 9. Tuskegee (Ala.) | 10-1 |
| 10. Tarleton St. (Texas) | 10-3 |
| 11. Pittsburg St. (Kan.) | 11-2 |
| 12. Bloomsburg (Pa.) | 9-2 |
| 13. Texas A&M-Kingsville | 9-2 |
| 14. Winona St. (Minn.) | 10-2 |
| 15. Central Arkansas | 9-3 |
| 16. Nebraska-Omaha | 8-3 |
| 17. Central Missouri | 10-2 |
| 18. Arkansas Tech | 8-2 |
| 19. C.W. Post | 11-1 |
| 20. Fort Valley St. (Ga.) | 8-3 |
| 21. Tusculum (Tenn.) | 8-2 |
| 22. North Dakota St. | 7-3 |
| 23. Western Washington | 8-3 |
| 24. Virginia Union | 8-2 |
| 25. West Georgia | 8-3 |

2002

- | | |
|-----------------------------|------|
| 1. Grand Valley St. (27) | 14-0 |
| 2. Valdosta St. (Ga.) | 14-1 |
| 3. Northern Colorado | 12-1 |
| 4. Texas A&M-Kingsville | 10-3 |
| 5. Carson-Newman (Tenn.) | 12-1 |
| 6. Northwest Missouri St. | 12-1 |
| 7. UC Davis | 9-3 |
| 8. Indiana (Pa.) | 11-2 |
| 9. Central Washington | 11-1 |
| 10. Central Missouri | 10-2 |
| 11. Minnesota-Duluth | 11-1 |
| 12. Nebraska-Kearney | 10-2 |
| 13. Saginaw Valley St. | 9-3 |
| 14. Tuskegee (Ala.) | 10-1 |
| 15. Catawba (N.C.) | 8-3 |
| 16. Fayetteville St. (N.C.) | 10-2 |
| 17. C.W. Post (N.Y.) | 11-1 |
| 18. St. Cloud St. (Minn.) | 9-2 |
| 19. Tarleton St. (Texas) | 8-2 |
| 20. Chadron St. (Neb.) | 8-2 |
| 21. Pittsburg St. (Kan.) | 8-3 |
| 22. Bloomsburg (Pa.) | 8-2 |
| 23. Bentley (Mass.) | 10-1 |
| 24. East Stroudsburg (Pa.) | 8-2 |
| 25. Findlay (Ohio) | 9-2 |

2003

- | | |
|--------------------------|------|
| 1. Grand Valley St. (26) | 14-1 |
| 2. North Dakota | 12-2 |
| 3. Texas A&M-Kingsville | 11-2 |
| 4. Saginaw Valley St. | 12-1 |
| 5. North Alabama | 13-1 |
| 6. Carson-Newman (Tenn.) | 11-2 |
| 7. Valdosta St. (Ga.) | 10-2 |
| 8. Winona St. (Minn.) | 11-2 |
| 9. Indiana (Pa.) | 10-1 |
| 10. Pittsburg St. (Kan.) | 9-3 |
| 11. Southern Arkansas | 9-3 |
| 12. Catawba (N.C.) | 9-2 |

- | | |
|----------------------------|------|
| 13. Central Oklahoma | 9-3 |
| 14. Mesa St. (Colo.) | 10-2 |
| 15. Emporia St. (Kan.) | 9-3 |
| 16. Delta St. (Miss.) | 9-2 |
| 17. Central Missouri St. | 9-2 |
| 18. Edinboro (Pa.) | 9-3 |
| 19. Tusculum (Tenn.) | 9-2 |
| 20. Tarleton St. (Texas) | 8-4 |
| 21. Bentley (Mass.) | 10-1 |
| 22. North Dakota State | 8-3 |
| 23. Chadron state (Neb.) | 8-2 |
| 24. Nebraska-Omaha | 8-3 |
| 25. Northwest Missouri St. | 8-3 |

2004

- | | |
|-----------------------------|------|
| 1. Valdosta St. (Ga.) (25) | 13-1 |
| 2. Pittsburg St. (Kan.) | 14-1 |
| 3. Northwest Missouri St. | 11-2 |
| 4. North Dakota | 11-3 |
| 5. Albany St. (Ga.) | 11-1 |
| 6. Texas A&M-Kingsville | 9-2 |
| 7. West Chester (Pa.) | 11-4 |
| 8. Colorado Mines | 12-1 |
| 9. Grand Valley St. | 10-3 |
| 10. Northwood | 10-2 |
| 11. Michigan Tech | 9-2 |
| 12. East Stroudsburg (Pa.) | 10-2 |
| 13. Winona St. (Minn.) | 10-2 |
| 14. Carson-Newman (Tenn.) | 9-3 |
| 15. Shippensburg (Pa.) | 10-2 |
| 16. Arkansas Tech | 10-2 |
| 17. St. Cloud State (Minn.) | 8-3 |
| 18. Edinboro (Pa.) | 9-3 |
| 19. South Dakota | 9-2 |
| 20. Bentley (Mass.) | 8-2 |
| 21. Central Oklahoma | 8-2 |
| 22. Tuskegee (Ala.) | 10-2 |
| 23. Southeastern Oklahoma | 8-3 |
| 24. Nebraska-Omaha | 8-3 |
| 25. Saginaw Valley St. | 7-3 |

2005

- | | |
|----------------------------|------|
| 1. Grand Valley St. (25) | 14-0 |
| 2. Northwest Missouri St. | 11-5 |
| 3. Saginaw Valley St. | 9-2 |
| 4. North Alabama | 11-3 |
| 5. East Stroudsburg (Pa.) | 11-3 |
| 6. Central Arkansas | 11-3 |
| 7. Bloomsburg (Pa.) | 11-1 |
| 8. North Dakota | 10-3 |
| 9. Albany St. (Ga.) | 8-2 |
| 10. Presbyterian (S.C.) | 10-2 |
| 11. Tuskegee (Ala.) | 11-1 |
| 12. Pittsburg St. (Kan.) | 10-4 |
| ►13. Washburn (Kan.) | 9-3 |
| 14. Valdosta St. (Ga.) | 9-3 |
| 15. West Texas A&M | 10-2 |
| 16. Nebraska-Omaha | 8-3 |
| 17. South Dakota | 9-2 |
| 18. Northwood | 9-3 |
| 19. North Carolina Central | 10-2 |

Washburn in the AFCA National Poll under Coach Schurig

Number of times in the ranking	8	Times ranked No. 1	0
Number of times in the Top 10	3	Most weeks at No. 1	0
Highest ranking	5 (11/5/05)	Most consecutive weeks at No. 1	0
Highest final ranking	13 (2005)	Last No. 1 ranking	n/a
Most consecutive times in rankings	7	Last week ranked	13 (final 2005)
Most consecutive times in the top 10	3	Current streak of weeks ranked	7

Week-by-week in the national poll under head coach Craig Schurig

Year	Pre	1	2	3	4	5	6	7	8	9	10	11	12	Final
2002	--	--	--	--	--	--	--	--	--	--	--	--	--	--
2003	--	--	--	RV	--	--	--	--	--	--	--	--	--	--
2004	--	--	--	--	--	--	--	--	--	--	--	--	--	--
2005	--	RV	RV	RV	24	RV	RV	25	13	10	6	5	12	13

ABOUT WU

COACHES

PLAYERS

OPPONENTS

REVIEW

RECORDS

HISTORY

ICHABODS IN THE NATIONAL POLLS



ABOUT WU
COACHES
PLAYERS
OPPONENTS
REVIEW
RECORDS
HISTORY

OPPONENT SERIES HISTORY

Table with columns: Year, Opponent, Result, Score, Location. Rows include games against Topeka, St. Joseph, Joplin, and others from 1971 to 2005.

Missouri Valley (8-7)

Table listing Missouri Valley games from 1970 to 1984, including opponents like Marshall, Mo. and Topeka.

Missouri Wesleyan (1-0)

1910 W 33-0

Missouri Western (13-19-2)

Table listing Missouri Western games from 1972 to 1993, including opponents like St. Joseph and Topeka.

Table listing various opponents from 1994 to 2005, including St. Joseph, Topeka, and Joplin.

Missouri-Kansas City (1-0)

1924 W 17-6

Missouri-Rolla (11-5)

Table listing Missouri-Rolla games from 1989 to 2004, including opponents like Rolla and Topeka.

Morningside (1-2)

Table listing Morningside games from 1982 to 1985, including Sioux City, S.D. and Topeka.

Nebraska (0-4)

Table listing Nebraska games from 1913 to 1920, including opponents like Topeka and Kearney.

Nebraska-Kearney (6-14)

Table listing Nebraska-Kearney games from 1963 to 1988, including opponents like Kearney, Topeka, and Maryville.

Nebraska-Omaha (13-14-1)

Table listing Nebraska-Omaha games from 1933 to 1956, including opponents like Topeka and Kearney.

Table listing various opponents from 1957 to 1973, including Omaha, Topeka, and St. Joseph.

Northeastern State (1-1)

Table listing Northeastern State games from 1987 to 1988, including Topeka and Tallaqueh, Okla.

Northern Colorado (0-5)

Table listing Northern Colorado games from 1969 to 1975, including opponents like Greeley and Topeka.

Northern Illinois (0-2)

Table listing Northern Illinois games from 1948 to 1949, including Topeka.

Northern State (1-0)

D4 2004 W 36-33 N

Northwest Missouri (6-20)

Table listing Northwest Missouri games from 1940 to 2005, including opponents like Maryville, Topeka, and Kearney.

Oklahoma (2-2-2)

Table listing Oklahoma games from 1905 to 1911, including opponents like Topeka and Kearney.

Oklahoma State (1-6)

Table listing Oklahoma State games from 1913 to 1938, including opponents like Topeka and Maryville.

1939 L 6-27
1940 L 14-33

Olathe Air Force Base (0-1)

1945 L 0-19

Olathe Naval Base (1-0)

1953 W 64-0

Ottawa (12-6-5)

Table listing Ottawa games from 1899 to 1927, including opponents like Topeka and Rolla.

Peru State (6-1)

Table listing Peru State games from 1941 to 1965, including opponents like Topeka and Maryville.

Pittsburg State (19-58-1)

Table listing Pittsburg State games from 1920 to 1961, including opponents like Topeka and Maryville.



ABOUT WU

COACHES

PLAYERS

OPPONENTS

REVIEW

RECORDS

HISTORY

SERIES HISTORY

MIAA SCHOOLS	WU Record
Central Missouri State University	16-19-2
Emporia (Kan.) State University	45-51-6
Fort Hays State University	34-24-3
Missouri Southern State College	15-20-1
Missouri Western State University	13-19-2
Northwest Missouri State University	6-20-0
Pittsburg State (Kan.) University	19-58-1
Southwest Baptist (Mo.) University	12-5-0
Truman (Mo.) State University	6-17-0

KANSAS SCHOOLS	WU Record
Baker University	14-9-3
Beloit College	1-1-0
Benedictine College	16-14-0
Bethany College	2-1-0
Emporia, College of	14-15-3
Friends University	3-1-0
Haskell Indian Nations	10-9-1
University of Kansas	6-27-4
Kansas State University	12-18-2
Kansas Wesleyan College	2-4-0
McPherson College	3-1-0
Ottawa University	12-6-5
St. Mary of the Plains	4-1-0
St. Mary's College	14-8-0
Southwestern College	15-5-1
Wichita State University	11-16-1

FOUR-YEAR SCHOOLS	WU Record
University of Arkansas-Monticello	0-1-0
Arkansas Tech University	0-3-0
Augustana (SD) College	2-1-0
Campbell (NC) College	1-0-0
Central Washington University	0-1-0
Colorado (Boulder) University	0-1-1
Colorado College	6-5-1
Colorado Mines	9-4-0
Colorado State University	0-3-0
Cooper College	2-2-0
Creighton (Neb.) University	1-2-0
University of Denver (Colo.)	2-1-0
Denver Area College	1-3-0
Doane (Neb.) College	5-1-0
Drake (Iowa) University	0-6-0
Drury (Mo.) College	0-1-0
East Central (Okla.) University	0-1-0
Eastern New Mexico University	3-3-0
Fresno (Calif.) State University	1-2-0
Gonzaga (Wash.) University	0-2-0
Grinnell (Iowa) College	4-2-0
Harding (Ark.) University	1-0-0
Hastings (Neb.) College	1-0-0
Illinois State University	0-1-0
Iowa Wesleyan College	1-0-0
Langston (Okla.) University	2-0-0
Lincoln (Mo.) University	3-0-0

Midland Lutheran (Neb.) College	7-0-0
Millikin (Ill.) University	1-0-0
Mississippi Valley State University	0-1-0
University of Missouri-Columbia	2-1-0
University of Missouri-Rolla	11-5-0
Missouri Valley College	8-7-0
Missouri Wesleyan College	1-0-0
Morningside (Iowa) College	1-2-0
University of Nebraska-Kearney	6-14-0
University of Nebraska-Lincoln	0-4-0
University of Nebraska-Omaha	13-14-1
Northeastern (Okla.) State University	1-1-0
Northern Colorado, University of	0-5-0
Northern Illinois University	0-2-0
Northern State University	1-0-0
University of Oklahoma-Norman	2-2-2
Oklahoma State University	1-6-0
Peru (Neb.) State College	6-1-0
Regis (Colo.) College	0-1-0
Rockhurst (Mo.) College	3-0-0
Saint Mary's (Texas) College	1-1-0
Sam Houston (Texas) State University	0-1-0
University of South Dakota	1-1-0
Southeast Missouri State University	0-3-0
University of Southern Colorado	4-7-0
Southern Illinois University, Carbondale	0-1-0
Southwest Missouri State University	2-4-1
Tarkio (Mo.) College	1-0-0
University of Tennessee-Martin	0-1-0
University of Texas A&M-Commerce	0-2-0
University of Tulsa (Okla.)	0-6-0
United States Military Academy	0-1-0
Washington (Mo.) University	1-2-0
Wayne (Neb.) State University	9-5-0
Western Illinois University	1-2-0
Western Washington University	1-0-0
Westminster (Utah) College	0-1-0
William Jewell (Mo.) College	7-5-0
University of Wisconsin-La Crosse	2-2-0
University of Wisconsin-River Falls	1-0-0

CLUBS/OTHERS	WU Record
Denver Wheel Club	1-1-0
Fort Leavenworth	1-0-0
Fort Riley	3-1-1
Highland Park	1-0-0
Kansas City Independents	1-0-0
Kansas City Medics	0-0-0
Kansas City YMCA	1-0-0
Kansas Medics	1-0-0
Lincoln Medics	1-0-0
St. Joseph Medics	1-0-0
Topeka High	7-0-0
Topeka Independents	2-0-0

2006 Opponents in Bold

2005

MIAA CHAMPIONS



2006 Washburn Football Schedule

Sept. 2	1 p.m.
Sept. 9	3 p.m.
Sept. 16	1:30 p.m.
Sept. 23	7 p.m.
Sept. 30	1 p.m.
Oct. 7	2 p.m.
Oct. 14	1 p.m.
Oct. 21	1 p.m.
Oct. 28	1 p.m.
Nov. 4	2 p.m.
Nov. 11	1 p.m.
Nov. 18	noon
Nov. 25	noon
Dec. 2	noon
Dec. 9	noon
Dec. 16	TBA

COLORADO SCHOOL OF MINES

at Western Washington

*at Central Missouri

*at Fort Hays State

*SOUTHWEST BAPTIST (Family Day)

*at Pittsburg State

*NORTHWEST MISSOURI

*at Truman State

*EMPORIA STATE (Homecoming/Hall of Fame)

*at Missouri Southern

*MISSOURI WESTERN (Senior Day)

NCAA Playoffs - First round

NCAA Playoffs - Second round

NCAA Playoffs - Quarterfinals

NCAA Playoffs - Semifinals

NCAA Playoffs - Championship

Home Games (CAPS) played at Yager Stadium at Moore Bowl

New Playing Surface for 2006