

Former Ichabod Barry Galbraith (1995-99) snapped the Washburn single season for total offensive yards and total plays in a season with 2,540 and 469 respectively. His 3,040 total offensive yards ranks sixth on the career chart.



Game #1

Washburn24

Wisconsin-LaCrosse21

Sept. 4, 1999 • Veterans Stadium • LaCrosse, Wisc.

The Washburn Ichabods opened the season with a 24-21 win over the University of Wisconsin-LaCrosse.


The Ichabods struck first on a 28-yd touchdown pass from quarterback Barry Galbraith to wide receiver Marc Nardella. The drive covered 90 yards in eight plays.

The Ichabods went into the half up 9-7 on a 27-yd field goal with 30 seconds left in the half.

After a 66-yd run by Corey Crain, the Ichabods found themselves up 17-7, but on the first play from scrimmage after the kick off, Arn broke through the Ichabods' defense for an 83-yd touchdown run.

The Ichabods capped out the scoring on a 2-yd touchdown run by Galbraith with 11:39 left in the fourth quarter.

The win was the Ichabods' first season opening win on the road since 1990 when they beat Missouri-Rolla 13-7.



Score by Quarters	1	2	3	4	Score	
Washburn	6	3	8	7	- 24	Record: (1-0)
UW-La Crosse	0	7	7	7	- 21	Record: (0-1)

Scoring Summary:

1st Quarter

02:16 WU - Nardella, Marc 28 yd pass from Galbraith, Barry (Todd, Chad kick failed), 8-90 4:31, WU 6 - UWL 0

2nd Quarter

10:32 UWL - Jared Arn 4 yd run (Erik Ramirez kick), 6-44 1:58, WU 6 - UWL 7

00:30 WU - Todd, Chad 27 yd field goal, 7-30 1:11, WU 9 - UWL 7

3rd Quarter

07:46 WU - Crain, Corey 66 yd run (Camp, Joe pass), 6-94 2:40, WU 17 - UWL 7

07:14 UWL - Jared Arn 83 yd run (Erik Ramirez kick), 1-83 0:32, WU 17 - UWL 14

4th Quarter

14:56 UWL - Joe Rivard 1 yd run (Erik Ramirez kick), 10-36 4:48, WU 17 - UWL 21

11:39 WU - Galbraith, Barry 2 yd run (Todd, Chad kick), 10-78 3:17, WU 24 - UWL 21

Team Statistics	WU	UWL
FIRST DOWNS	16	16
RUSHES-YARDS (NET)	46-217	44-330
PASSING YDS (NET)	150	43
Passes Att-Comp-Int	23-11-0	20-5-2
TOTAL OFFENSE PLAYS-YARDS	69-367	64-373
Fumble Returns-Yards	0-0	0-0
Punt Returns-Yards	2-3	5-32
Kickoff Returns-Yards	4-54	3-51
Interception Returns-Yards	2-16	0-0
Punts (Number-Avg)	10-36.1	6-44.3
Fumbles-Lost	4-0	4-1
Penalties-Yards	13-103	5-31
Possession Time	31:40	28:20
Sacks By: Number-Yards	1-12	2-5

RUSHING: Washburn Univ.-Crain, Corey 3-84; Galbraith, Barry 16-41; Snyder, Cody 7-39; Jones, Reginald 12-36; Camp, Joe 7-15; Wheeler, Derric 1-2. UW-La Crosse-Jared Arn 25-255; Joe Rivard 14-59; Tad Pieczynski 3-11; A Youngbauer 2-5.

PASSING: Washburn Univ.-Galbraith, Barry 11-23-0-150. UW-La Crosse-A Youngbauer 5-20-2-43.

RECEIVING: Washburn Univ.-Nardella, Marc 4-69; Whittle, Chris 3-37; Camp, Joe 2-22; Snyder, Cody 2-22. UW-La Crosse-Joe Rivard 5-43.

INTERCEPTIONS: Washburn Univ.-Remais, Ted 1-16; Butler, Will 1-0. UW-LaCrosse-None.

Game #2

Fort Hays State14

Washburn17

Sept. 11, 1999 • Moore Bowl • Topeka, Kan.


The Washburn Ichabod football team knocked off the Fort Hays State Tigers 17-14 in its home opener Sept. 11 to reach a 2-0 mark for the first time since 1988.

Leading 17-14 late in the ballgame, the Ichabods defense held and forced the Tigers to attempt a 37-yd field goal by Weston Simoneau that sailed wide left to give the Ichabods the victory.

Washburn outgained the Tigers with 347 total yards to 220, rolling up a balanced attack with 178 passing yards and 169 rushing.

Halfback Cody Snyder scored two touchdowns for the Ichabods in the first half and led the rushing attack with 82 yards on eight carries.

The Ichabods will be at home again next Saturday (Sept. 18) for their MIAA opener against Missouri Southern.



Score by Quarters	1	2	3	4	Score	
Fort Hays State	7	0	0	7	- 14	Record: (0-2)
Washburn	6	8	3	0	- 17	Record: (2-0)

Scoring Summary:

1st Quarter

11:52 FHSU - Michael Sanders 31 yd run (Weston Simoneau kick), 7-80 3:08, FHSU 7 - WU 0

04:33 WU - Snyder, Cody 26 yd run (Edwards, Mike pass failed), 11-74 4:43, FHSU 7 - WU 6

2nd Quarter

06:28 WU - Snyder, Cody 15 yd run (Edwards, Mike rush), 5-54 1:13, FHSU 7 - WU 14

3rd Quarter

02:27 WU - Todd, Chad 27 yd field goal, 10-41 4:17, FHSU 7 - WU 17

4th Quarter

07:45 FHSU - A. Pfannenstiel 1 yd run (Weston Simoneau kick), 9-49 4:15, FHSU 14 - WU 17

	FHSU	WU
FIRST DOWNS	12	19
RUSHES-YARDS (NET)	33-94	46-169
PASSING YDS (NET)	126	178
Passes Att-Comp-Int	23-10-0	24-15-0
TOTAL OFFENSE PLAYS-YARDS	56-220	70-347
Fumble Returns-Yards	0-0	0-0
Punt Returns-Yards	2-44	9-66
Kickoff Returns-Yards	1-28	2-33
Interception Returns-Yards	0-0	0-0
Punts (Number-Avg)	10-44.5	8-37.0
Fumbles-Lost	0-0	2-1
Penalties-Yard	9-66	10-92
Possession Time	9:12	30:48
Sacks By: Number-Yards	7-39	1-9

RUSHING: Fort Hays State-Michael Sanders 12-59; Thane Van Eaton 6-30; Parker Wallace 10-8; A. Pfannenstiel 3-6; Nick Iano 1-0; Andy Garcia 1-minus 9. Washburn-Snyder, Cody 8-82; Rainer, Brandon 12-44; Camp, Joe 4-19; Crain, Corey 1-17; Galbraith, Barry 20-9; Team 1-minus 2.

PASSING: Fort Hays State-Andy Garcia 6-11-0-42; Chris Griffin 4-11-0-84; Fort Hays State 0-1-0-0. Washburn-Galbraith, Barry 15-24-0-178.

RECEIVING: Fort Hays State-Nick Iano 3-68; Andre Freeman 2-29; Rich Hardin 2-8; Ken Lloyd 1-11; Parker Wallace 1-6; Brendon Pishny 1-4. Washburn-Nardella, Marc 5-56; Whittle, Chris 4-55; Snyder, Cody 3-37; Camp, Joe 1-13; Banks, Joe 1-13; Rainer, Brandon 1-4.

INTERCEPTIONS: Fort Hays State-None. Washburn-None.



Offensive MVP
Jared Barge



Defensive MVP
Corey Phipps



Offensive MVP
Chris Whittle



Defensive MVP
Ted Remais

Game #3

Missouri Southern28

Washburn35

Sept. 18, 1999 • Moore Bowl • Topeka, Kan.


The Washburn Ichabods opened MIAA play with a 35-28 comeback victory over Missouri Southern at Moore Bowl.

Barry Galbraith hooked up with Joe Banks for a 50-yard touchdown pass with 2:04 left in the ballgame to give the Ichabods their first lead of the second half.

Washburn trailed 28-21 with under seven minutes to play, before marching 71 yards in eight plays to close the gap 28-27.

The Ichabods chose to go for two but failed on a pass to Joe Camp that was stopped short of the goal line. After holding the Lions on the ensuing drive, the Ichabod offense went to work again.

In just under two minutes the Ichabods drove 75 yards on six plays, including the 50-yard touchdown by Banks.



Score by Quarters	1	2	3	4	Score
Missouri Southern	14	6	8	0	- 28
Washburn	14	7	0	14	- 35

Record: (2-1,0-1)
Record: (3-0,1-0)

Scoring Summary:

1st Quarter

03:17 WU - Rainer, Brandon 1 yd run (Todd, Chad kick), 9-79 2:35, MSSC 0 - WU 7
01:01 MSSC - Chapman, J. 9 yd run (Lewandowski, M. kick), 5-47 2:16, MSSC 7 - WU 7
00:41 WU - Crain, Corey 97 yd kickoff return (Todd, Chad kick), MSSC 7 - WU 14
00:26 MSSC - Chapman, J. 65 yd run (Lewandowski, M. kick), 1-65 0:15, MSSC 14 - WU 14

2nd Quarter

02:49 MSSC - Ballard, J. 2 yd run (Lewandowski, M. kick failed), 4-27 1:26, MSSC 20 - WU 14
00:06 WU - Nardella, Marc 36 yd pass from Galbraith, Barry (Todd, Chad kick), 6-67 2:43, MSSC 20 - WU 21

3rd Quarter

04:00 MSSC - McKinzie, S. 4 yd run (Ballard, J. rush), 9-80 4:10, MSSC 28 - WU 21

4th Quarter

06:11 WU - Rainer, Brandon 1 yd run (Galbraith, Barry pass failed), 8-71 2:18, MSSC 28 - WU 27
02:04 WU - Banks, Joe 50 yd pass from Galbraith, Barry (Galbraith, Barry rush), 6-75 2:00, MSSC 28 - WU 35

Team Statistics

	MSSC	WU
FIRST DOWNS	13	17
RUSHES-YARDS (NET)	57-304	40-149
PASSING YDS (NET)	27	263
Passes Att-Comp-Int	8-1-0	28-15-3
TOTAL OFFENSE PLAYS-YARDS	65-331	68-412
Fumble Returns-Yards	0-0	0-0
Punt Returns-Yards	4-28	4-66
Kickoff Returns-Yards	1-51	5-164
Interception Returns-Yards	3-51	0-0
Punts (Number-Avg)	6-42.0	5-44.2
Fumbles-Lost	1-0	1-0
Penalties-Yards	4-31	6-50
Possession Time	30:59	29:01
Sacks By: Number-Yards	3-16	2-16

RUSHING: Missouri Southern-Chapman, J. 13-117; Ballard, J. 11-82; Whitney, A. 11-55; McKinzie, S. 8-26; Pedrola, K. 8-17; Williams, L. 2-9; Team 1-0; Williams, S. 3-minus 2. Washburn Univ.-Rainer, Brandon 16-95; Galbraith, Barry 14-28; Camp, Joe 5-23; Snyder, Cody 1-4; Jones, Reginald 1-2; Crain, Corey 1-0; Team 2-minus 3.

PASSING: Missouri Southern-Chapman, J. 1-5-0-27; McKinzie, S. 0-3-0-0. Washburn Univ.-Galbraith, Barry 15-28-3-263.

RECEIVING: Missouri Southern-Davie, R. 1-27. Washburn Univ.-Nardella, Marc 9-111; Banks, Joe 2-64; Whittle, Chris 2-45; Snyder, Cody 2-43.

INTERCEPTIONS: Missouri Southern-Cook, J. 2-33; Walker, J. 1-18. Washburn Univ.-None.



Offensive MVP
Marc Nardella

Defensive MVP
Jerome Bobbitt



Game #4

Washburn10

Missouri Western42

Sept. 25, 1999 • Spratt Stadium • St. Joseph, Mo.


The Washburn Ichabods' hopes of going 4-0 for the first time since 1986 came crashing to a halt as the Missouri Western State College Griffons reeled off 35 unanswered points in a 42-10 win.

The Griffons (3-1, 2-0 MIAA) took the opening kickoff traveling 80 yards in eight plays capped by a Kasey Waterman to Jerris Evans 26-yard touchdown pass to take the early lead.

After trading punts, the Ichabods (3-1, 1-1 MIAA) put three points on the board with a Chad Todd 29-yard field goal.

The Ichabods would force a Griffon punt on their next drive and take the lead on a Corey Crain 5-yard rush. Todd would add the point after the put the Ichabods up 10-7 late in the first quarter.

Missouri Western would then take its following drive 54-yards in seven plays to go up 14-10 with 1:23 left in the first quarter.



Score by Quarters	1	2	3	4	Score
Washburn	10	0	0	0	- 10
Missouri Western	14	7	14	7	- 42

Record: (3-1,1-1)
Record: (3-1,2-0)

Scoring Summary:

1st Quarter

12:04 MW - Evans, Jerris 26 yd pass from Waterman, Kasey (Toms, Kevin kick), 8-80 2:56, WU 0 - MW 7

06:25 WU - Todd, Chad 29 yd field goal, 4-6 1:26, WU 3 - MW 7

02:28 WU - Crain, Corey 5 yd run (Todd, Chad kick), 7-54 2:57, WU 10 - MW 7

01:23 MW - Connaker, Mike 54 yd pass from Waterman, Kasey (Toms, Kevin kick), 3-80 1:05, WU 10 - MW 14

2nd Quarter

13:13 MW - Waterman, Kasey 52 yd run (Toms, Kevin kick), 3-52 1:40, WU 10 - MW 21

3rd Quarter

09:57 MW - Connaker, Mike 6 yd run (Toms, Kevin kick), 3-53 0:52, WU 10 - MW 28

07:55 MW - Evans, Jerris 23 yd pass from Waterman, Kasey (Toms, Kevin kick), 3-20 1:39, WU 10 - MW 35

4th Quarter

10:35 MW - Jackson, Ahmad 7 yd run (Toms, Kevin kick), 11-62 4:52, WU 10 - MW 42

	WU	MWSC
FIRST DOWNS	18	14
RUSHES-YARDS (NET)	55-128	38-242
PASSING YDS (NET)	161	162
Passes Att-Comp-Int	28-14-1	17-10-0
TOTAL OFFENSE PLAYS-YARDS	83-289	55-404
Fumble Returns-Yards	1-32	0-0
Punt Returns-Yards	2-13	0-0
Kickoff Returns-Yards	6-93	1-13
Interception Returns-Yards	0-0	1-19
Punts (Number-Avg)	5-31.6	6-40.2
Fumbles-Lost	2-1	1-1
Penalties-Yards	5-47	5-40
Possession Time	35:45	24:15
Sacks By: Number-Yards	0-0	9-50

RUSHING: Washburn Univ.-Rainer, Brandon 20-72; Snyder, Cody 5-28; Camp, Joe 6-20; Crain, Corey 2-8; Galbraith, Barry 22-0. Missouri Western-Connaker, Mike 14-119; Waterman, Kasey 2-59; Jackson, Ahmad 14-58; Hoffman, Somy 2-4; Reed, Ryan 1-2; Smith, Matt 4-0; Dirks, Robert 1-0.

PASSING: Washburn Univ.-Galbraith, Barry 14-28-1-161. Missouri Western-Waterman, Kasey 10-17-0-162.

RECEIVING: Washburn Univ.-Nardella, Marc 6-87; Snyder, Cody 3-26; Rainer, Brandon 2-11; Whittle, Chris 1-20; Camp, Joe 1-13; McNeal, Colon 1-4. Missouri Western-Evans, Jerris 3-58; Reed, Ryan 3-4; Connaker, Mike 1-54; Dirks, Robert 1-25; Dec, Donnie 1-15; Kay, Josh 1-6.

INTERCEPTIONS: Washburn Univ.-None. Missouri Western-Burnside, Brent 1-19.



Offensive MVP
Kevin Wheeler

Defensive MVP
Aaron Doonan



Game #5 Central Missouri32 Washburn18

Sept. 30, 1999 • Moore Bowl • Topeka, Kan.

The Washburn Ichabods fell to 3-2 after a 32-18 loss to Central Missouri State at Moore Bowl Thursday night.

The Ichabods were outscored 26-0 and were held to only 81 yards and four first downs in the second half by the conference's top-ranked defense.

Early on it was all Washburn. Cody Snyder caught two touchdown passes of 36 and 51 yards in the first 16 minutes to make it 12-0.

After Central closed the gap to 15-6, Washburn added its final points of the game on Chad Todd's 26-yard field goal with 29 seconds left in the half.

Snyder finished the game with six catches for 114 yards, while Brandon Rainer tallied 76 yards on 15 carries to lead the Washburn rushing attack.



Score by Quarters	1	2	3	4	Score
Central Missouri	0	6	16	10	- 32
Washburn	6	12	0	0	- 18

Record: (3-2,1-2)
Record: (3-2,1-2)

Scoring Summary:

1st Quarter

09:31 WU - Snyder, Cody 36 yd pass from Galbraith, Barry (Todd, Chad kick blocked), 5-59 2:12, CMSU 0 - WU 6

2nd Quarter

14:28 WU - Snyder, Cody 51 yd pass from Galbraith, Barry (Edwards, Mike pass failed), 4-80 0:45, CMSU 0 - WU 12

12:04 WU - Todd, Chad 34 yd field goal, 4-7 2:17, CMSU 0 - WU 15

11:41 CMSU - Ford, Dexter 1 yd run (Holmes, John pass failed), 2-39 0:23, CMSU 6 - WU 15

00:29 WU - Todd, Chad 26 yd field goal, 4--1 1:41, CMSU 6 - WU 18

3rd Quarter

12:05 CMSU - DuBois, Lee 27 yd field goal, 6-12 2:55, CMSU 9 - WU 18

08:00 CMSU - Goos, Nick 42 yd pass from Holmes, John (DuBois, Lee kick), 2-45 0:54, CMSU 16 - WU 18

03:35 CMSU - Carter, Mike 69 yd pass from Holmes, John (DuBois, Lee kick failed), 2-73 0:52, CMSU 22 - WU 18

4th Quarter

11:50 CMSU - Holmes, John 15 yd run (DuBois, Lee kick), 4-61 1:13, CMSU 29 - WU 18

02:48 CMSU - DuBois, Lee 27 yd field goal, 6-17 2:26, CMSU 32 - WU 18

Team Statistics	CMSU	WU
FIRST DOWNS	12	12
RUSHES-YARDS (NET)	46-188	45-78
PASSING YDS (NET)	179	163
Passes Att-Comp-Int	9-5-0	19-11-0
TOTAL OFFENSE PLAYS-YARDS	55-367	64-241
Fumble Returns-Yards	0-(-7)	0-0
Punt Returns-Yards	3-(-4)	3-16
Kickoff Returns-Yards	4-115	5-89
Interception Returns-Yards	0-0	0-0
Punts (Number-Avg)	5-42.0	9-33.7
Fumbles-Lost	5-3	3-2
Penalties-Yards	8-60	7-37
Possession Time	26:22	33:38
Sacks By: Number-Yards	8-48	0-0

RUSHING: Central Missouri St.-Graham, Jason 28-138; Nickerson, K. 9-31; Holmes, John 1-15; Koob, Ryan 2-2; Goos, Nick 2-1; Ford, Dexter 4-1. Washburn Univ.-Rainer, Brandon 15-74; Camp, Joe 7-22; Snyder, Cody 5-3; Edwards, Mike 1-minus 3; Galbraith, Barry 17-minus 18.

PASSING: Central Missouri St.-Holmes, John 5-9-0-179. Washburn Univ.-Galbraith, Barry 10-18-0-153; Edwards, Mike 1-1-0-10.

RECEIVING: Central Missouri St.-Goos, Nick 3-72; Carter, Mike 1-69; Schmidt, Greg 1-38. Washburn Univ.-Snyder, Cody 6-114; Banks, Joe 2-20; Whittle, Chris 1-19; McNeal, Colon 1-6; Nardella, Marc 1-4.

INTERCEPTIONS: Central Missouri St.-None. Washburn Univ.-None.



Offensive MVP
Cody Snyder



Defensive MVP
Buck Reuter


Game #6 Missouri-Rolla18 Washburn53

Oct. 9, 1999 • Moore Bowl • Topeka, Kan.

The Washburn Ichabods used a dominating second half performance to defeat Missouri-Rolla 53-18 on homecoming.

The 53 point total was Washburn's highest total ever in MIAA play and the victory was its largest margin since a 45-0 victory against the Miners in 1996.

The Washburn defense held the Miners to 40 yards in the second half, while the offense took control of the ballgame. The Ichabods gained 299 total yards in the second half, including 186 yards rushing after gaining only 46 yards on the ground in the first half.



Score by Quarters	1	2	3	4	
Missouri-Rolla	3	15	0	0	- 18
Washburn	15	10	14	14	- 53

Record: (0-6,0-4)
Record: (4-2,2-2)

Scoring Summary:

1st Quarter

11:58 WU - Todd, Chad 22 yd field goal, 6-25 2:55, UMR 0 - WU 3

07:51 WU - Galbraith, Barry 1 yd run (Todd, Chad rush fumbled), 6-26 2:26, UMR 0 - WU 9

05:05 WU - Nardella, Marc 36 yd pass from Galbraith, Barry (Edwards, Mike pass failed), 1-36 0:06, UMR 0 - WU 15

02:38 UMR - Mendrygal, Alex 21 yd field goal, 8-73 2:36, UMR 3 - WU 15

2nd Quarter

14:55 UMR - Mendrygal, Alex 38 yd field goal, 5-6 2:44, UMR 6 - WU 15

12:35 UMR - Mendrygal, Alex 33 yd field goal, 7-10 2:10, UMR 9 - WU 15

10:46 UMR - Okwuonu, Ken 47 yd run (Mendrygal, Alex kick failed), 1-47 0:08, UMR 15 - WU 15

08:43 WU - Banks, Joe 46 yd pass from Galbraith, Barry (Todd, Chad kick), 4-57 2:03, UMR 15 - WU 22

01:24 UMR - Mendrygal, Alex 35 yd field goal, 4-1 0:51, UMR 18 - WU 22

00:07 WU - Todd, Chad 33 yd field goal, 9-54 1:17, UMR 18 - WU 25

3rd Quarter

08:05 WU - Nardella, Marc 14 yd pass from Galbraith, Barry (Todd, Chad kick), 7-74 2:01, UMR 18 - WU 32

00:36 WU - Galbraith, Barry 1 yd run (Todd, Chad kick), 9-61 2:41, UMR 18 - WU 39

4th Quarter

14:11 WU - Camp, Joe 34 yd pass from Galbraith, Barry (Todd, Chad kick), 3-50 0:49, UMR 18 - WU 46

12:14 WU - Richardson, J.J. 27 yd interception return (Todd, Chad kick), , UMR 18 - WU 53

	UMR	WU
FIRST DOWNS	14	22
RUSHES-YARDS (NET)	52-180	41-232
PASSING YDS (NET)	42	260
Passes Att-Comp-Int	21-5-2	23-14-0
TOTAL OFFENSE PLAYS-YARDS	73-222	64-492
Fumble Returns-Yards	0-0	0-0
Punt Returns-Yards	2-9	3-61
Kickoff Returns-Yards	10-156	5-115
Interception Returns-Yard	0-0	2-25
Punts (Number-Avg)	5-38.2	2-38.0
Fumbles-Lost	2-2	5-4
Penalties-Yards	1-5	10-62
Possession Time	36:30	23:30
Sacks By: Number-Yards	0-0	4-27

RUSHING: Missouri-Rolla-Okwuonu, Ken 29-131; Clarke, Brad 9-36; Cameron, Shane 2-14; Singleton, Andy 2-5; Carter, Jason 3-4; Brueckner, Matt 6-minus 5; Mahoney, Mike 1-minus 5. Washburn Univ.-Galbraith, Barry 14-59; Camp, Joe 8-46; Rainer, Brandon 9-40; Edwards, Mike 2-39; Richardson, J.J. 1-24; Crain, Corey 2-17; Jones, Reginald 3-7; Taylor, Preston 1-1; Team 1-minus 1.

PASSING: Missouri-Rolla-Brueckner, Matt 4-19-1-31; Mahoney, Mike 1-2-1-11. Washburn Univ.-Galbraith, Barry 13-19-0-235; Edwards, Mike 1-4-0-25.

RECEIVING: Missouri-Rolla-Petty, Sam 3-29; Ennis, Ken 1-11; Clarke, Brad 1-2. Washburn Univ.-Nardella, Marc 5-82; Camp, Joe 4-78; Banks, Joe 2-58; Harris, Todd 1-25; Crain, Corey 1-10; McNeal, Colon 1-7.

INTERCEPTIONS: Missouri-Rolla-None. Washburn Univ.-Wrecke, Garrett 1-minus 2; Richardson, J.J. 1-27.



Offensive MVP
Barry Galbraith



Defensive MVP
Corey Phipps

Game #7 Washburn36 Southwest Baptist0

Oct. 14, 1999 • Plaster Stadium • Bolivar, Mo.

The Washburn Ichabods reached the five-win plateau for the first time in the 90s with a 36-0 win over Southwest Baptist University. The SBU blanking was the first shutout for the Ichabods since 1996 when Washburn held Missouri-Rolla scoreless and won 45-0.

The Ichabods lit up the scoreboard early. After SBU fumbled on their first play from scrimmage on a sack by Casey Rhinehart, the Ichabods ran two plays and Joe Camp scored from 10 yards on the first of his two first quarter touchdown runs with 14:05 left in the first quarter. Camp would score again with 35 seconds in the first quarter on a six yard touchdown run.

The story of the game was the smothering defense of the Ichabods. The Ichabods defense allowed only four first downs and did not let SBU complete their first pass until 4:27 left in the game. The defense also continued SBU's streak of scoreless quarters to 16 consecutive without a point.

Washburn held a huge advantage in time of possession. The Ichabods had the ball for 43:47 compared to the 17:13 for the Bearcats. The Ichabods also held SBU under 100 yards in total offense with 95 yards in 41 plays.



Score by Quarters	1	2	3	4	Score	
Washburn	13	13	10	0	- 36	Record: (5-2,3-2)
Southwest Baptist	0	0	0	0	- 0	Record: (1-6,1-4)

Scoring Summary:

1st Quarter

14:05 WU - Camp,Joe 10 yd run (Todd,Chad kick), 2-13 0:40, WU 7 - SBU 0
00:35 WU - Camp,Joe 6 yd run (Edwards,Mike rush failed), 3-21 0:39, WU 13 - SBU 0

2nd Quarter

07:44 WU - Rainer,Brandon 4 yd run (Galbraith,Barry rush failed), 13-79 6:18, WU 19 - SBU 0
02:00 WU - Snyder,Cody 19 yd run (Todd,Chad kick), 9-58 4:02, WU 26 - SBU 0

3rd Quarter

08:22 WU - Nardella,Marc 44 yd pass from Galbraith,Barry (Todd,Chad kick), 7-81 3:23, WU 33 - SBU 0
03:23 WU - Todd,Chad 21 yd field goal, 7-16 4:01, WU 36 - SBU 0

Team Statistics

	WU	SBU
FIRST DOWNS	26	4
RUSHES-YARDS (NET)	68-275	23-51
PASSING YDS (NET)	154	44
Passes Att-Comp-Int	14-12-0	18-3-1
TOTAL OFFENSE PLAYS-YARDS	82-429	41-95
Fumble Returns-Yards	0-0	0-0
Punt Returns-Yards	5-41	1-1
Kickoff Returns-Yards	0-0	5-94
Interception Returns-Yards	1-23	0-0
Punts (Number-Avg)	2-41.5	8-41.1
Fumbles-Lost	3-0	2-2
Penalties-Yards	8-78	4-20
Possession Time	42:47	17:13
Sacks By: Number-Yards	3-5	2-20

RUSHING: Washburn Univ.-Rainer,Brandon 13-60; Snyder,Cody 7-58; Camp,Joe 9-58; Edwards,Mike 10-39; Galbraith,Barry 19-33; Hayes,Patrick 5-22; Jones,Reginald 3-4; Taylor,Preston 2-1. Southwest Baptist-Wall, J.T. 5-26; Green,Marc 7-15; Lowe, Chris 3-12; Lotaki, Palu 1-1; Glover, Jantzen 1-1; Jones, Kenny 6-minus 4.

PASSING: Washburn Univ.-Galbraith,Barry 10-12-0-146; Edwards,Mike 2-2-0-8. Southwest Baptist-Green,Marc 0-12-1-0; Lowe, Chris 3-6-0-44.

RECEIVING: Washburn Univ.-Nardella,Marc 4-63; Camp,Joe 2-25; Banks,Joe 2-25; Dodge,Mark 1-15; Snyder,Cody 1-13; Whittle, Chris 1-11; Harris,Todd 1-2. Southwest Baptist-Wallace,Kendrik 1-23; Hughes, Cory 1-18; Wall, J.T. 1-3.

INTERCEPTIONS: Washburn Univ.-Remais,Ted 1-23. Southwest Baptist-None.



Offensive MVP
Joe Camp

Defensive MVP
Casey Rhinehart



Game #8 Pittsburg State27 Washburn8

Oct. 23, 1999 • Moore Bowl • Topeka, Kan.


The Washburn Ichabods gave a valiant effort but came up short 27-8 to the Pittsburg State Gorillas.

The Ichabods outgained the Gorillas with 378 yards of total offense to 326 for the Gorillas but failed to convert yardage into points because of fumbles and missed field goals deep in Pittsburg State territory.

Trailing 13-0 midway through the third quarter, the Ichabods had a chance to make a game of it. Washburn drove the ball 78 yards on 14 plays down to the Gorilla 7 before failing on fourth and short. Barry Galbraith's pitch out to Cody Snyder was off the mark and Pittsburg State recovered.

The Gorillas went the length of the field on the following drive, stretching 93 yards in 13 plays to take control of the ballgame. Pittsburg State connected on a crucial 3-and-5 on from their own 13 when Lateef Walker hit Gerren Comeaux for a 44-yard reception into Ichabod territory.

Washburn finally got on the scoreboard on the last play of the ballgame when Galbraith hit Marc Nardella for a 7-yard touchdown. The Ichabods added a two-point conversion pass from Galbraith to Snyder to finish 27-8.



Score by Quarters	1	2	3	4	Score	
Pittsburg State	10	0	3	14	- 27	Record: (7-1,5-1)
Washburn	0	0	0	8	- 8	Record: (5-3,3-3)

Scoring Summary:

1st Quarter

10:02 PSU - Golomski,Jim 17 yd pass from Walker,Lateef (Kral,Gary kick), 3-45 1:05, PSU 7 - WU 0
01:17 PSU - Kral,Gary 39 yd field goal, 6-49 2:46, PSU 10 - WU 0

3rd Quarter

13:52 PSU - Kral,Gary 36 yd field goal, 4--5 0:52, PSU 13 - WU 0

4th Quarter

13:30 PSU - Butcher,Stacy 1 yd run (Kral,Gary kick), 13-93 5:21, PSU 20 - WU 0
09:15 PSU - Walker,Lateef 5 yd run (Kral,Gary kick), 6-63 2:27, PSU 27 - WU 0
00:00 WU - Nardella,Marc 7 yd pass from Galbraith,Barry (Snyder,Cody pass), 16-54 4:20, PSU 27 - WU 8

	PSU	WU
FIRST DOWNS	15	20
RUSHES-YARDS (NET)	43-207	52-212
PASSING YDS (NET)	119	166
Passes Att-Comp-Int	12-4-2	30-15-0
TOTAL OFFENSE PLAYS-YARDS	55-326	82-378
Fumble Returns-Yards	0-0	0-0
Punt Returns-Yards	4-23	2-10
Kickoff Returns-Yards	1-20	5-88
Interception Returns-Yards	0-0	2-35
Punts (Number-Avg)	5-40.6	6-39.5
Fumbles-Lost	0-0	3-3
Penalties-Yards	3-25	7-66
Possession Time	24:18	35:42
Sacks By: Number-Yards	7-25	1-4

RUSHING: Pittsburg State-Shay,Josh 12-142; Chatmon,Anthony 6-33; Butcher,Stacy 4-12; Darby,Milen 5-9; Walker,Lateef 15-6; Becker,Aaron 1-5. Washburn Univ.-Galbraith,Barry 30-75; Crain,Corey 6-51; Rainer,Brandon 8-41; Jones,Reginald 2-26; Snyder,Cody 6-19.

PASSING: Pittsburg State-Walker,Lateef 4-11-2-119; Becker,Aaron 0-1-0-0. Washburn Univ.-Galbraith,Barry 15-28-0-166; Team 0-1-0-0; Taylor,Preston 0-1-0-0.

RECEIVING: Pittsburg State-Comeaux,Gerren 2-79; Golomski,Jim 2-40. Washburn Univ.-Nardella,Marc 5-66; Snyder,Cody 4-28; Banks,Joe 2-17; Crain,Corey 1-25; McNeal,Colon 1-11; Whittle, Chris 1-10; Taylor,Preston 1-9.

INTERCEPTIONS: Pittsburg State-None. Washburn Univ.-Stewart,Kris 1-17; Remais,Ted 1-18.



Offensive MVP
Brandon Rainer

Defensive MVP
Jeremy Potts



Game #9

Washburn10

Northwest Missouri35

Oct. 30, 1999 • Rickenbrode Stadium • Maryville, Mo.

Washburn fell to the No. 5 ranked Northwest Missouri State Bearcats 35-10.


Northwest got on the board first on a 18-yard touchdown run by David Jansen. Jansen ran for 108 yards on the afternoon.

Chad Todd kicked a 32-yard field goal to put the Ichabods in the scoring column with 10:57 left in the second quarter.

Washburn would be held scoreless until Brandon Rainer capped a nine-play, 90-yard drive with a 3-yard touchdown scamper.

Rainer led the Ichabods on the ground with 85 yards on 17 carries including the lone score for the 'Bods. Rainer averaged five yards a carry for Washburn. Barry Galbraith was 18 of 30 with two interceptions for 236 yards. Cody Snyder rushed for 41 yards on seven carries. He also had six receptions for 77 yards.

Marc Nardella had three receptions for 67 yards and moved into a tie for third place in Washburn history with Troy Slusser with 107 receptions.



Score by Quarters	1	2	3	4	Score
Washburn	0	3	7	0	10
Northwest Missouri	7	14	7	7	35

Record: (5-4,3-4)
Record: (8-1,7-0)

Scoring Summary:

1st Quarter

06:44 NWMSU - Jansen,David 18 yd run (Purnell,David kick), 8-83 2:42, WU 0 - NWMSU 7

2nd Quarter

10:57 WU - Todd,Chad 32 yd field goal, 12-26 5:11, WU 3 - NWMSU 7

08:59 NWMSU - Maus,Mark 4 yd run (Purnell,David kick), 5-69 1:58, WU 3 - NWMSU 14

01:47 NWMSU - Jansen,David 26 yd run (Purnell,David kick), 5-74 2:14, WU 3 - NWMSU 21

3rd Quarter

04:08 NWMSU - Hackett,Ryan 11 yd pass from Miles,Travis (Purnell,David kick), 8-88 2:43, WU 3 - NWMSU 28

00:19 WU - Rainer,Brandon 3 yd run (Todd,Chad kick), 9-90 3:49, WU 10 - NWMSU 28

4th Quarter

09:38 NWMSU - Erpelding,Andy 2 yd run (Purnell,David kick), 13-73 5:41, WU 10 - NWMSU 35

Team Statistics

	WU	NWMSU
FIRST DOWNS	22	25
RUSHES-YARDS (NET)	48-146	34-238
PASSING YDS (NET)	236	250
Passes Att-Comp-Int	30-18-2	28-18-0
TOTAL OFFENSE PLAYS-YARDS	78-382	62-488
Fumble Returns-Yards	0-0	0-0
Punt Returns-Yards	2-18	0-0
Kickoff Returns-Yards	5-87	3-56
Interception Returns-Yards	0-0	2-40
Punts (Number-Avg)	3-41.0	4-35.2
Fumbles-Lost	1-0	1-1
Penalties-Yards	11-97	10-111
Possession Time	34:27	25:33
Sacks By: Number-Yards	0-0	7-40

RUSHING: Washburn Univ.-Rainer,Brandon 17-85; Snyder,Cody 7-41; Crain,Corey 2-14; Camp,Joe 3-12; Galbraith,Barry 19-minus 6. Northwest Mo. St.-Jansen,David 17-108; Hackett,Ryan 6-50; Miles,Tony 4-48; Maus,Mark 4-21; Miles,Travis 2-9; Erpelding,Andy 1-2.

PASSING: Washburn Univ.-Galbraith,Barry 18-30-2-236. Northwest Mo. St.-Miles,Travis 18-28-0-250.

RECEIVING: Washburn Univ.-Snyder,Cody 6-77; Whittle,Chris 4-50; Nardella,Marc 3-67; Banks,Joe 3-12; Rainer,Brandon 1-4; Crain,Corey 1-2; Camp,Joe 1-0. Northwest Mo. St.-Miles,Tony 4-86; Maus,Mark 4-31; Jansen,David 3-9; Hill,J.R. 2-50; Hackett,Ryan 2-31; Holmes,Seneca 2-25; Comer,Steve 1-18.

INTERCEPTIONS: Washburn Univ.-None. Northwest Mo. St.-Williams,Brian 1-0; Taylor,Frank 1-40.



Offensive MVP
Barry Galbraith



Defensive MVP
Darin Schroeder

Game #10

Truman State18

Washburn52

Nov. 6, 1999 • Moore Bowl • Topeka, Kan.

The Washburn Ichabods clinched their first winning season since 1988 with a convincing 52-18 victory over the Truman State Bulldogs at Moore Bowl.

Leading 24-12 in the third quarter, the Ichabods scored four straight touchdowns in the last four minutes of the quarter.

Washburn used a combination of big plays on both sides of the ball to secure the victory.

On offense, the Ichabods rolled up 603 yards of total offense, including 342 yards passing by Barry Galbraith. Galbraith completed 15 of 22 passes, including three passes of 50 yards or better. The first was a 65-yard completion to Marc Nardella, who also caught a 63-yard touchdown in the third quarter.

Nardella finished with four catches for 163 yards. Joe Banks also caught a 50-yard touchdown in the second quarter. Cody Snyder ran nine times for 66 yards, while catching five passes for 84 yards.



Score by Quarters	1	2	3	4	Score
Truman	0	12	0	6	18
Washburn	3	21	28	0	52

Record: (4-6,4-4)
Record: (6-4,4-4)

Scoring Summary:

1st Quarter

03:01 WU - Todd,Chad 27 yd field goal, 8-30 3:04, TSU 0 - WU 3

2nd Quarter

13:45 TSU - Collins,Kevin 66 yd pass from Howe,Eric (Klee,Jeff kick blocked), 2-66 0:17, TSU 6 - WU 3

06:03 WU - Snyder,Cody 1 yd run (Todd,Chad kick blocked), 6-87 2:31, TSU 6 - WU 9

04:12 WU - Banks,Joe 50 yd pass from Galbraith,Barry (Galbraith,Barry rush), 3-47 0:21, TSU 6 - WU 17

02:36 WU - Snyder,Cody 31 yd pass from Galbraith,Barry (Todd,Chad kick), 3-35 0:52, TSU 6 - WU 24

00:09 TSU - Collins,Kevin 30 yd pass from Howe,Eric (Johnson,Deric rush failed), 4-42 0:25, TSU 12 - WU 24

3rd Quarter

04:11 WU - Snyder,Cody 1 yd run (Todd,Chad kick), 10-69 3:38, TSU 12 - WU 31

02:54 WU - Nardella,Marc 63 yd pass from Galbraith,Barry (Todd,Chad kick), 1-63 0:09, TSU 12 - WU 38

01:07 WU - Rainer,Brandon 10 yd run (Todd,Chad kick), 3-29 0:59, TSU 12 - WU 45

00:49 WU - Stewart,Kris 12 yd interception return (Todd,Chad kick), , TSU 12 - WU 52

4th Quarter

07:30 TSU - Jensen,Geoff 6 yd pass from Sullivan,Ryan (Sullivan,Ryan pass failed), 10-87 3:08, TSU 18 - WU 52

	TSU	WU
FIRST DOWNS	21	27
RUSHES-YARDS (NET)	19-51	60-261
PASSING YDS (NET)	335	342
Passes Att-Comp-Int	55-26-2	22-15-1
TOTAL OFFENSE PLAYS-YARDS	74-386	82-603
Fumble Returns-Yards	0-0	0-0
Punt Returns-Yards	0-0	3-8
Kickoff Returns-Yards	5-124	3-23
Interception Returns-Yards	1-0	2-12
Punts (Number-Avg)	7-34.9	4-39.0
Fumbles-Lost	1-0	0-0
Penalties-Yards	5-51	11-106
Possession Time	22:48	37:12
Sacks By: Number-Yards	3-21	1-11

RUSHING: Truman-Johnson,Deric 8-28; Redding,Michael 4-15; Sullivan,Ryan 1-8; Collins,Kevin 1-1; Howe,Eric 4-0; Swenson,Carl 1-minus 1. Washburn Univ.-Snyder,Cody 9-66; Rainer,Brandon 13-65; Jones,Reginald 10-43; Galbraith,Barry 16-42; Crain,Corey 3-24; Camp,Joe 5-10; Taylor,Preston 1-7; Hayes,Patrick 2-5; Team 1-minus 1.

PASSING: Truman-Howe,Eric 23-49-2-309; Sullivan,Ryan 3-6-0-26. Washburn Univ.-Galbraith,Barry 15-22-1-342.

RECEIVING: Truman-Collins,Kevin 7-129; Bussen,Tim 7-84; Blakley,Andrew 3-40; Redding,Michael 3-10; Fearn,Moni 2-29; Jensen,Geoff 2-23; Wolfe,Todd 2-20. Washburn Univ.-Snyder,Cody 5-84; Nardella,Marc 4-163; Banks,Joe 2-60; McNeal,Colon 1-26; Whittle,Chris 1-7; Hayes,Patrick 1-5; Rainer,Brandon 1-minus 3.

INTERCEPTIONS: Truman-Schrey,Brett 1-0. Washburn Univ.-Huske,Ryan 1-0; Stewart,Kris 1-12.



Offensive MVP
Barry Galbraith



Defensive MVP
Kris Stewart

Game #11


Washburn20

Emporia State45

Nov. 11, 1999 • Welch Stadium • Emporia, Kan.

The Ichabods fell to Emporia State in the Turnpike Series 45-20 to finish the season 6-5, 4-5 MIAA, the first winning season since 1988.

The Ichabods were held scoreless in the first half, not scoring until the 6:50 mark of the third quarter on a 36-yard touchdown pass from Barry Galbraith to Marc Nardella. The same combination of Galbraith to Nardella would work again with 14:51 in the fourth quarter. The duo connected on a 59-yard touchdown pass. The Ichabods would close out the scoring on a 2-yard touchdown run by Brandon Rainer with 29 seconds left in the game. Nardella would score the two-point conversion on a pass from Galbraith.



Score by Quarters	1	2	3	4	Score
Washburn	0	0	6	14	- 20
Emporia State	7	17	21	0	- 45

Record: (6-5,4-5)
Record: (5-6,4-5)

Scoring Summary:

1st Quarter

02:36 ESU - McCoy, Lester 4 yd pass from Copeland, K. (Contreras, Rob kick), 5-90 0:46, WU 0 - ESU 7

2nd Quarter

03:33 ESU - Jacobs, Joe 17 yd run (Contreras, Rob kick failed), 10-94 4:27, WU 0 - ESU 13

01:25 ESU - McCoy, Lester 45 yd pass from Jacobs, Joe (McCoy, Lester pass), 2-45 0:15, WU 0 - ESU 21

00:08 ESU - Contreras, Rob 47 yd field goal, 4-2 0:21, WU 0 - ESU 24

3rd Quarter

10:28 ESU - Fesseh, William 1 yd run (Contreras, Rob kick), 5-61 4:39, WU 0 - ESU 31

08:27 ESU - McCoy, Lester 44 yd pass from Copeland, K. (Contreras, Rob kick), 1-44 0:08, WU 0 - ESU 38

06:50 WU - Nardella, Marc 36 yd pass from Galbraith, Barry (Galbraith, Barry rush failed), 5-92 1:37, WU 6 - ESU 38

00:32 ESU - Ferguson, Jason 1 yd pass from Jacobs, Joe (Contreras, Rob kick), 13-90 6:18, WU 6 - ESU 45

4th Quarter

14:51 WU - Nardella, Marc 59 yd pass from Galbraith, Barry (Galbraith, Barry pass failed), 2-70 0:41, WU 12 - ESU 45

00:29 WU - Rainer, Brandon 2 yd run (Nardella, Marc pass), 11-50 3:28, WU 20 - ESU 45

Team Statistics

	WU	ESU
FIRST DOWNS	22	22
RUSHES-YARDS (NET)	50-200	39-198
PASSING YDS (NET)	239	336
Passes Att-Comp-Int	31-15-0	29-17-0
TOTAL OFFENSE PLAYS-YARDS	81-439	68-534
Fumble Returns-Yards	0-0	1-8
Punt Returns-Yards	2-18	0-0
Kickoff Returns-Yards	6-115	2-18
Interception Returns-Yards	0-0	0-0
Punts (Number-Avg)	7-29.7	4-36.2
Fumbles-Lost	2-1	2-0
Penalties-Yards	10-84	8-74
Possession Time	28:41	31:26
Sacks By: Number-Yards	0-0	7-40

RUSHING: Washburn Univ.-Snyder, Cody 9-92; Rainer, Brandon 14-43; Richardson, J.J. 1-31; Crain, Corey 4-19; Galbraith, Barry 20-8; Camp, Joe 2-7. Emporia State-Jacobs, Joe 9-51; Tactikos, Pete 6-51; Fesseh, William 13-48; Griffin, Brad 3-31; Copeland, K. 4-10; Perry, Quincy 1-5; Sanders, Charlie 3-2.

PASSING: Washburn Univ.-Galbraith, Barry 15-30-0-239; Team 0-1-0-0. Emporia State-Jacobs, Joe 9-14-0-147; Copeland, K. 7-13-0-182; Majors, Ryan 1-2-0-7.

RECEIVING: Washburn Univ.-Nardella, Marc 8-165; Snyder, Cody 2-19; Camp, Joe 2-15; McNeal, Colon 1-16; Whittle, Chris 1-12; Banks, Joe 1-12. Emporia State-McCoy, Lester 9-191; Johnson, Ryan 3-91; Ferguson, Jason 2-25; Clements, Jeb 1-17; Doherty, Brian 1-7; Johnson, Henry 1-5.

INTERCEPTIONS: Washburn Univ.-None. Emporia State-None.



Offensive MVP
Marc Nardella

Defensive MVP
Ryan Huske



1999 Season Bests

Individual Highs

Washburn Ichabods		Opponent
Rushes	30 Galbraith, Barry vs PSU	29 Okwuonu, Ken, vs UMR
Yards Rushing	95 Rainer, Brandon vs MSSC	255 Jared Arn, at UWL
TD Rushes	2 Snyder, Cody vs FHSU	2 Jared Arn, at UWL
	Rainer, Brandon vs MSSC	Chapman, J., vs MSSC
	Galbraith, Barry vs UMR	Jansen, David, at NWMSU
	Camp, Joe at SBU	
	Snyder, Cody vs TSU	
Long Rush	66 Crain, Corey at UWL	83 Jared Arn, at UWL
Pass attempts	30 Galbraith, Barry at NWMSU	49 Howe, Eric, vs TSU
	Galbraith, Barry at ESU	
Pass completions	18 Galbraith, Barry at NWMSU	23 Howe, Eric, vs TSU
Yards Passing	342 Galbraith, Barry vs TSU	309 Howe, Eric, vs TSU
TD Passes	4 Galbraith, Barry vs UMR	3 Waterman, Kasey, at MWSC
Long Pass	65 Galbraith, Barry vs TSU	69 Holmes, John, vs CMSU
Receptions	9 Nardella, Marc vs MSSC	9 McCoy, Lester, at ESU
Yards Receiving	165 Nardella, Marc at ESU	191 McCoy, Lester, at ESU
TD Receptions	2 Snyder, Cody vs CMSU	3 McCoy, Lester, at ESU
	Nardella, Marc vs UMR	
	Nardella, Marc at ESU	
Long Reception	65 Nardella, Marc vs TSU	69 Carter, Mike, vs CMSU
Field Goals	2 Todd, Chad vs CMSU	4 Mendrygal, Alex, vs UMR
	Todd, Chad vs UMR	
Long Field Goal	34 Todd, Chad vs CMSU	47 Contreras, Rob, at ESU
Punt	10 Roth, Eric at UWL	10 Adam Ryan, vs FHSU
Punting Avg	44.2 Roth, Eric vs MSSC	49.0 Green, Marc, at SBU
Long Punt	69 Roth, Eric at UWL	70 Luke Desjarlais, at UWL
Long Punt Return	48 McNeal, Colon vs FHSU	39 Michael Sanders, vs FHSU
Long Kickoff Return	97 Crain, Corey vs MSSC	53 Steiner, Clint, vs CMSU
Tackles	15 Phipps, Corey at UWL	15 Pickens, Chad, at SBU
	Phipps, Corey vs UMR	
Sacks	2 Rhinehart, Casey at SBU	5 Trevell Smittick, vs FHSU
		Weatherington, C, vs CMSU
Interceptions	1 Butler, Will at UWL	2 Cook, J., vs MSSC
	Remais, Ted at UWL	
	Richardson, J.J. vs UMR	
	Wrecke, Garrett vs UMR	
	Remais, Ted at SBU	
	Remais, Ted vs PSU	
	Stewart, Kris vs PSU	
	Huske, Ryan vs TSU	
	Stewart, Kris vs TSU	

Team Highs

Ichabods	Opponents
Rushes	68 at SBU
Yards Rushing	275 at SBU
Yards Per Rush	5.7 vs UMR
TD Rushes	4 at SBU
	at NWMSU
Pass attempts	31 at ESU
Pass completions	18 at NWMSU
Yards Passing	342 vs TSU
Yards Per Pass	5.5 vs TSU
TD Passes	4 vs UMR
Total Plays	83 at MWSC
Total Offense	603 vs TSU
Yards Per Play	7.7 vs UMR
Points	53 vs UMR
Sacks By	5 vs UMR
	vs PSU
First Downs	27 vs TSU
Penalties	13 at UWL
Penalty Yards	106 vs TSU
Turnovers	4 vs UMR
Interceptions By	2 at UWL
	vs UMR
	vs PSU
	vs TSU

1999 RECORD:	OVERALL	HOME	AWAY
WASHBURN	(6-5-0)	(4-2-0)	(2-3-0)
MIAA	(4-5-0)	(3-2-0)	(1-3-0)
NON-CONFERENCE	(2-0-0)	(1-0-0)	(1-0-0)

DATE	OPPONENT	SCORE	ATTEND
Sep 04, 1999	at UW-La Crosse	W 24-21	2988
Sep 11, 1999	FORT HAYS STATE	W 17-14	3645
*Sep 18, 1999	MISSOURI SOUTHERN	W 35-28	2781
*Sep 25, 1999	at Missouri Western	L 10-42	2964
*Sep 30, 1999	CENTRAL MISSOURI ST.	L 18-32	2785
*Oct 09, 1999	MISSOURI-ROLLA	W 53-18	1984
*Oct 14, 1999	at Southwest Baptist	W 36-0	1849
*Oct 23, 1999	PITTSBURG STATE	L 8-27	4172
*Oct 30, 1999	at Northwest Mo. St.	L 10-35	6500
*Nov 06, 1999	TRUMAN	W 52-18	2341
*Nov 13, 1999	at Emporia State	L 20-45	4505
*MIAA Game			

Team Statistics

	Washburn	Opponents
SCORING	283	280
Points Per Game	25.7	25.5
FIRST DOWNS	221	168
Rushing	132	88
Passing	78	65
Penalty	11	15
RUSHING YARDAGE	2067	2083
Yards gained rushing	2565	2315
Yards lost rushing	498	232
Rushing Attempts	551	428
Average Per Rush	3.8	4.9
Average Per Game	187.9	189.4
TDs Rushing	18	23
PASSING YARDAGE	2312	1663
Att-Comp-Int	272-155-7	240-104-9
Average Per Pass	8.5	6.9
Average Per Catch	14.9	16.0
Average Per Game	210.2	151.2
TDs Passing	16	14
TOTAL OFFENSE	4379	3746
Total Plays	823	668
Average Per Play	5.3	5.6
Average Per Game	398.1	340.5
KICK RETURNS: #-YARDS	46-861	36-726
PUNT RETURNS: #-YARDS	37-320	21-133
INT RETURNS: #-YARDS	9-111	7-110
KICK RETURN AVERAGE	18.7	20.2
PUNT RETURN AVERAGE	8.6	6.3
INT RETURN AVERAGE	12.3	15.7
FUMBLES-LOST	26-12	19-10
PENALTIES-YARDS	98-822	62-514
Average Per Game	74.7	46.7
PUNTS-YARDS	61-2222	66-2667
Average Per Punt	36.4	40.4
Net punt average	34.2	35.6
TIME OF POSSESSION/GAME	33:01	27:00
3RD-DOWN CONVERSIONS	59/178	35/142
3rd-Down Pct	33%	25%
4TH-DOWN CONVERSIONS	19/30	9/21
4th-Down Pct	63%	43%
SACKS BY-YARDS	13-84	55-304
MISC YARDS	32	1
TOUCHDOWNS SCORED	37	37
FIELD GOALS-ATTEMPTS	10-20	9-16
PAT-ATTEMPTS	19-23	27-32
ATTENDANCE	17708	18806
Games/Avg Per Game	6/2951	5/3761

Score by Quarters	1st	2nd	3rd	4th	Total
Washburn	73	77	76	57	- 283
Opponents	62	84	76	58	- 280

Rushing

	GP-GS	Att	Gain	Loss	Net	Avg	TD	Long	Avg/G
Rainer, Brandon	10-7	137	657	38	619	4.5	6	41	61.9
Snyder, Cody	11-11	64	444	12	432	6.8	5	33	39.3
Galbraith, Barry	11-11	207	663	392	271	1.3	3	45	24.6
Crain, Corey	10-1	24	235	1	234	9.8	2	66	23.4
Camp, Joe	10-10	56	261	29	232	4.1	2	25	23.2
Jones, Reginald	9-1	31	118	0	118	3.8	0	22	13.1
Edwards, Mike	5-0	13	88	13	75	5.8	0	35	15.0
Richardson, J.J.	10-2	2	55	0	55	27.5	0	31	5.5
Hayes, Patrick	11-0	7	30	3	27	3.9	0	9	2.5
Taylor, Preston	8-0	4	12	3	9	2.2	0	7	1.1
Wheeler, Derric	3-0	1	2	0	2	2.0	0	2	0.7
Team	8-0	5	0	7	-7	-1.4	0	0	-0.9
Total	11	551	2565	498	2067	3.8	18	66	187.9
Opponents	11	428	2315	232	2083	4.9	23	83	189.4

Passing

	GP-GS	Effic	A-C-I	Pct	Yds	TD	Lng	Avg/G
Galbraith, Barry	11-11	145.19	262-151-7	57.6	2269	16	65	206.3
Edwards, Mike	5-0	108.74	7-4-0	57.1	43	0	25	8.6
Team	8-0	0.00	2-0-0	0.0	0	0	0	0.0
Taylor, Preston	8-0	0.00	1-0-0	0.0	0	0	0	0.0
Total	11	142.65	272-155-7	57.0	2312	16	65	210.2
Opponents	11	113.29	240-104-9	43.3	1663	14	69	151.2

Receiving

	GP-GS	No.	Yds	Avg	TD	Long	Avg/G
Nardella, Marc	11-11	54	933	17.3	9	65	84.8
Snyder, Cody	11-11	34	463	13.6	3	51	42.1
Whittle, Chris	11-11	19	266	14.0	0	34	24.2
Banks, Joe	10-0	16	305	19.1	3	50	30.5
Camp, Joe	10-10	13	166	12.8	1	34	16.6
McNeal, Colon	10-0	6	70	11.7	0	26	7.0
Rainer, Brandon	10-7	5	16	3.2	0	8	1.6
Crain, Corey	10-1	3	37	12.3	0	25	3.7
Harris, Todd	10-1	2	27	13.5	0	25	2.7
Dodge, Mark	5-0	1	15	15.0	0	15	3.0
Taylor, Preston	8-0	1	9	9.0	0	9	1.1
Hayes, Patrick	11-0	1	5	5.0	0	5	0.5
Total	11	155	2312	14.9	16	65	210.2
Opponents	11	104	1663	16.0	14	69	151.2

Punt Returns

	No.	Yds	Avg	TD	Long
McNeal, Colon	34	311	9.1	0	48
Hayes, Patrick	2	3	1.5	0	7
Stewart, Kris	1	6	6.0	0	5
Total	37	320	8.6	0	48
Opponents	21	133	6.3	0	39

Interception Returns

	No.	Yds	Avg	TD	Long
Remais, Ted	3	57	19.0	0	23
Stewart, Kris	2	29	14.5	1	17
Huske, Ryan	1	0	0.0	0	0
Wrecke, Garrett	1	-2	-2.0	0	0
Richardson, J.J.	1	27	27.0	1	27
Butler, Will	1	0	0.0	0	0
Total	9	111	12.3	2	27
Opponents	7	110	15.7	0	40

Kick Returns

	No.	Yds	Avg	TD	Long
McNeal, Colon	15	287	19.1	0	36
Crain, Corey	10	325	32.5	1	97
Hayes, Patrick	5	82	16.4	0	21
Richardson, J.J.	4	64	16.0	0	24
Harris, Todd	4	29	7.2	0	17
Taylor, Preston	4	32	8.0	0	10
Wheeler, Derric	2	26	13.0	0	16
Whittle, Chris	1	16	16.0	0	16
Potts, Jeremy	1	0	0.0	0	0
Total	46	861	18.7	1	97
Opponents	36	726	20.2	0	53