

Brandon Rainer finished his Washburn career second on the all-time rushing chart with 2,182 yards, and 11th on the all-time total offense chart. His 31 touchdowns place him third on the all-time scoring list with 186 points.

Game #1

Washburn..... 18

Wisconsin-La Crosse..... 37

Sept. 1, 2001 • Veterans Memorial • La Crosse, Wis.

The Washburn Ichabods football team season opener started just as they wanted it to - a five play, 44 yard drive leading to its first score. From there it was a frustrating day that watched the Ichabods turn the ball over 10 times leading to 24 points as the Eagles sent the 'Bods packing with a 37-18 loss.


After forcing the Eagles to go three and out on its first possession the Ichabods marched the pigskin down the field with Reggie Jones capping the drive with a five-yard run.

After forcing another Eagle three and out, the Ichabods took possession and sophomore signal caller Tyler Schuerman was forced out of the game after being sacked in the sixth play of the game with a knee injury. Redshirt freshman Dustin Hickel was forced into action.

Hickel, seeing his first game action in an Ichabod uniform finished the game 16 for 35 for 195 yards passing. He also rushed for 49 yards and one touchdown.

Senior Chris Whittle led the Ichabods with five catches for 62 yards. Fellow senior Colon McNeal had three catches for 36 yards and junior Cody Snyder, in his first action since suffering an ACL injury last season grabbed two catches for 34 yards.

On defense, junior cornerback Patrick Hayes recorded 11 tackles and redshirt freshman linebacker Larry Schimbri picked up 10 tackles, including four for loss and two sacks.



Score by Quarters	1	2	3	4	Score
Washburn	7	3	0	8	18
Wisconsin-LaCrosse	7	14	13	3	37

Record: (0-1)
Record: (1-0)

Scoring Summary:

1st
11:11 WU - Jones, Reggie 5 yd run (Bowers, Jason kick), 5-44 1:41, WU 7 - UW-L 0
06:23 UW-L - Rizzo, Matt 4 yd pass from Boraas, Josh (Jensen, Jedediah kick), 3-6 0:42, WU 7 - UW-L 7
2nd
14:49 WU - Bowers, Jason 34 yd field goal, 14-41 6:34, WU 10 - UW-L 7
04:32 UW-L - Smith, Mike 1 yd run (Morris, Bryan kick), 7-80 2:27, WU 10 - UW-L 14
03:14 UW-L - Moline, Ross 23 yd run (Jensen, Jedediah kick), 5-49 1:06, WU 10 - UW-L 21
3rd 13:18 UW-L - Moline, Ross 2 yd run (Morris, Bryan kick), 2-4 0:37, WU 10 - UW-L 28
08:42 UW-L - Jensen, Jedediah 24 yd field goal, 6-20 2:13, WU 10 - UW-L 31
01:34 UW-L - Jensen, Jedediah 29 yd field goal, 14-49 4:49, WU 10 - UW-L 34
4th
07:23 UW-L - Jensen, Jedediah 27 yd field goal, 7-69 2:58, WU 10 - UW-L 37
06:07 WU - Hickel, Dustin 16 yd run (Hickel, Dustin rush), 5-46 1:16, WU 18 - UW-L 37

Team Statistics	ICHABODS	EAGLES
FIRST DOWNS	24	12
RUSHES-YARDS (NET)	48-127	36-46
PASSING YDS (NET)	228	227
Passes Att-Comp-Int	37-17-5	34-17-0
TOTAL OFFENSE PLAYS-YARDS	85-355	70-273
Fumble Returns-Yards	0-0	0-0
Punt Returns-Yards	3-37	1-18
Kickoff Returns-Yards	4-105	3-44
Interception Returns-Yards	0-0	5-27
Punts (Number-Avg)	2-35.5	8-31.9
Fumbles-Lost	6-5	1-1
Penalties-Yards	12-116	7-87
Possession Time	30:04	29:56
Sacks By: Number-Yards	3-23	4-36

RUSHING: Washburn-Hickel, Dustin 20-49; Rainer, Brandon 10-39; Jones, Reggie 6-16; Johnson, Joshua 4-16; Zandevakili, And 2-6; Crain, Corey 4-6; Schuerman, Tyler 2-minus 5. Wisconsin-LaCrosse-Moline, Ross 14-48; Smith, Mike 10-20; Mocadlo, Andrew 6-3; Eagles 1-minus 2; Boraas, Josh 5-minus 23.

PASSING: Washburn-Hickel, Dustin 16-35-5-195; Schuerman, Tyler 1-1-0-33; Ichabods 0-1-0-0. Wisconsin-LaCrosse-Boraas, Josh 17-34-0-227.

RECEIVING: Washburn-Whittle, Chris 5-62; McNeal, Colon 3-36; Snyder, Cody 2-34; Johnson, Joshua 2-27; Archie, Quentin 2-27; Humphrey, Darryl 2-9; Crain, Corey 1-33. Wisconsin-LaCrosse-Rizzo, Matt 10-134; Janke, Chester 3-10; Kettenhofen, J 2-42; Burnoski, Scott 1-37; Zellner, Dan 1-4.

INTERCEPTIONS: Washburn-None. Wisconsin-LaCrosse-Unertl, Jeremy 2-27; Lancaster, Nate 2-0; Ott, Jason 1-0.

Stadium: Veterans Stadium Attendance: 3919
Kickoff time: 1:00 pm End of Game: 4:14 pm Total elapsed time: 3:14
Temperature: 72 Wind: 5-10 N Weather: Sunny - Beautiful!!

Ichabods committ 10 turnovers leading to 24 points for the Eagles. WU quarterback Tyler Schuerman injures knee in sixth play of game. Dustin Hickel goes 16-35 for 195 yards. Chris Whittle collects five receptions for 62 yards.

Game #2

Lincoln..... 20

Washburn..... 31

Sept. 8, 2001 • Moore Bowl • Topeka, Kan.

The Washburn Ichabods spotted the Lincoln Blue Tigers 14 points, but came back for a 31-20 win Moore Bowl.

Lincoln got on the board early capitalizing on an Ichabod turnover, one of six on the evening, with a 3-play, 16 yard drive. Later in the first, the Blue Tigers make good on another Ichabod turnover to go up 14-0.

The Ichabods would crack the scoreboard on a 1-yard Brandon Rainer touchdown run with 1:21 left in the first quarter. Rainer would score the 'Bods next touchdown with another 1-yard run capping a 9-play, 76-yard drive.

Lincoln would score for its final time with 1:15 left in the half. But the Ichabods would score before the half ended with a Dustin Hickel 10-yard touchdown scamper. The Ichabods would then add scores on a 20-yard touchdown reception by Joshua Johnson and a 27-yard field goal by Jason Bowers.

Hickel rushed for 97 yards and was 10-29 for 229 yards passing. Colon McNeal had three receptions for 98 yards. On the defensive side of the ball, Larry Schembri recorded nine tackles with two for loss. Jeremy Potts has eight stops including one for loss, one fumble recovery and one interception.

The Ichabods racked up 19 first downs and 379 yards in total offense while holding the Blue Tigers to 197 and forcing six turnovers. They also held the Lincoln offense to two of 10 on third down conversions.



Score by Quarters	1	2	3	4	Score
Lincoln	14	6	0	0	20
Washburn	7	14	7	3	31

Record: (0-2)
Record: (1-1)

Scoring Summary:

1st Quarter
10:42 LINCOLN - Williams, T. 3 yd run (Tate, Alex kick), 3-31 0:50, LINCOLN 7 - WU 0
05:52 LINCOLN - Spriggs, Michael 16 yd run (Tate, Alex kick), 3-16 1:29, LINCOLN 14 - WU 0
01:21 WU - Rainer, Brandon 1 yd run (Bowers, Jason kick), 4-47 1:12, LINCOLN 14 - WU 7
2nd Quarter
05:31 WU - Rainer, Brandon 1 yd run (Bowers, Jason kick), 9-76 3:44, LINCOLN 14 - WU 14
01:15 LINCOLN - Williams, T. 1 yd run (Tate, Alex kick failed), 8-37 4:16, LINCOLN 20 - WU 14
00:06 WU - Hickel, Dustin 10 yd run (Bowers, Jason kick), 5-52 1:09, LINCOLN 20 - WU 21
3rd Quarter
12:25 WU - Johnson, Joshua 20 yd pass from Hickel, Dustin (Bowers, Jason kick), 1-20 0:05, LINCOLN 20 - WU 28
4th Quarter
14:10 WU - Bowers, Jason 27 yd field goal, 9-29 4:47, LINCOLN 20 - WU 31

Team Statistics	BLUE TIGERS	ICHABODS
FIRST DOWNS	11	19
RUSHES-YARDS (NET)	41-98	50-150
PASSING YDS (NET)	99	229
Passes Att-Comp-Int	20-7-2	22-10-3
TOTAL OFFENSE PLAYS-YARDS	61-197	72-379
Fumble Returns-Yards	1-30	0-0
Punt Returns-Yards	1-27	2-3
Kickoff Returns-Yards	4-104	4-83
Interception Returns-Yards	3-24	2-3
Punts (Number-Avg)	4-32.2	2-32.5
Fumbles-Lost	4-4	5-4
Penalties-Yards	14-99	14-124
Possession Time	26:05	33:55
Sacks By: Number-Yards	1-6	2-17

RUSHING: Lincoln-Grubbs, Deion 6-47; Williams, T. 19-40; Spriggs, Michael 8-13; Every, Toranza 1-5; Young, Brian 3-5; Tucker, Earnest 2-3; Cork, Kevin 1-0; Thomas, Cole 1-minus 15. Washburn-Hickel, Dustin 31-97; Rainer, Brandon 6-17; Humphrey, Darryl 1-13; McNeal, Colon 1-8; Johnson, Joshua 1-8; Jones, Reggie 6-7; Crain, Corey 1-1; Zandevakili, And 1-0; Snyder, Cody 1-0; Ichabods 1-minus 1.

PASSING: Lincoln-Young, Brian 4-10-0-37; Spriggs, Michael 3-10-2-62. Washburn-Hickel, Dustin 10-22-3-229.

RECEIVING: Lincoln-Every, Toranza 2-50; Coachman, Royce 2-20; Mays, Patrick 2-17; Grace, Jerome 1-12. Washburn-McNeal, Colon 3-98; Whittle, Chris 2-38; Humphrey, Darryl 2-23; Archie, Quentin 1-38; Johnson, Joshua 1-20; Snyder, Cody 1-12.

INTERCEPTIONS: Lincoln-Devose, Travis 1-3; Willis, Dewith 1-11; Johnson, Brad 1-10. Washburn-Potts, Jeremy 1-0; Hayes, Patrick 1-minus 3.

Stadium: Moore Bowl Attendance: 2950
Kickoff time: 6:00 pm End of Game: 9:15 pm Total elapsed time: 3:15
Temperature: 70 Wind: 10-15 S Weather: Partly Cloudy

Ichabods racks up 379 yards in total offense. Dustin Hickel picks up 97 yards rushing, 10-22 for 229 yds 1 TD passing.

Game #3 Washburn..... 21 Pittsburg State..... 51 Sept. 15, 2001 • Carnie Smith Stadium • Pittsburg, Kan.

PITTSBURG, KAN. - It took just two minutes and two seconds for the Pittsburg State steamroller to get going as the No. 10 ranked Gorillas topped the Ichabods 51-21. The win was the 22nd straight over the Ichabods.


The Gorillas would open the lead to 22-0 when the Ichabods would light the scoreboard on a 1-yard touchdown run by Tyler Schuerman.

The Ichabods would scrap back to within 16 as Darold Smith picked up a backward lateral and return it 37-yards for a touchdown. A two-point conversion pass from Schuerman to Cody Snyder would follow the fumble recovery to make the score 30-14.

Washburn would score once more on a 41-yard touchdown reception by Colon McNeal in a 10-play drive to cut the score to 44-21. The Gorillas would add one more touchdown for the final margin.

Schuerman led the Ichabods on the ground with 77 yards rushing on 21 carries and a rushing touchdown. Brandon Rainer would carry the ball five times for 25 yards.

Schuerman also passed for 122 yards on 11 completions and one touchdown. McNeal led the 'Bods with 55 receiving yards on three catches and one touchdown. Larry Schembri recorded double-figure tackles for the third straight game with 10 and added a fumble recovery. Ryan Huske has eight and Jeremy Potts had six and a forced fumble.



Score by Quarters	1	2	3	4	Score
Washburn	0	6	8	7	21
Pittsburg State	16	14	14	7	51

Record: (1-2, 0-1)
Record: (3-0, 1-0)

Scoring Summary:

1st
12:58 PSU - Chatmon,Anthony 45 yd run (Chappell,Daniel kick), 4-57 2:02, WU 0 - PSU 7
08:46 PSU - Chatmon,Anthony 53 yd run (Chappell,Daniel kick failed), 4-65 1:22, WU 0 - PSU 13
01:09 PSU - Chappell,Daniel 42 yd field goal, 7-46 2:36, WU 0 - PSU 16
2nd
11:52 PSU - Bell,Aaron 83 yd pass from Philpot,Neal (Walker,Lateef rush failed), 5-93 3:08, WU 0 - PSU 22
03:14 WU - Schuerman,Tyler 1 yd run (Bowers,Jason kick blocked), 6-44 2:23, WU 6 - PSU 22
02:18 PSU - Chatmon,Anthony 50 yd pass from Philpot,Neal (McNally,Pat pass), 2-52 0:56, WU 6 - PSU 30
3rd
09:34 WU - Smith,Darold 37 yd fumble recovery (Snyder,Cody pass), , WU 14 - PSU 30
06:11 PSU - McNally,Pat 47 yd pass from Chatmon,Anthony (Owen,Jesse rush), 6-61 3:23, WU 14 - PSU 38
02:02 PSU - Philpot,Neal 5 yd run (Rudolph,Kyle rush failed), 8-45 3:22, WU 14 - PSU 44
4th
12:24 WU - McNeal,Colon 41 yd pass from Schuerman,Tyler (Bowers,Jason kick), 10-79 4:38, WU 21 - PSU 44
10:10 PSU - Philpot,Neal 1 yd run (Chappell,Daniel kick), 2-7 0:58, WU 21 - PSU 51

Team Statistics	ICHABODS	GORILLAS
FIRST DOWNS	17	17
RUSHES-YARDS (NET)	44-124	45-296
PASSING YDS (NET)	128	225
Passes Att-Comp-Int	24-12-0	9-5-0
TOTAL OFFENSE PLAYS-YARDS	68-252	54-521
Fumble Returns-Yards	1-37	0-0
Punt Returns-Yards	0-0	5-42
Kickoff Returns-Yards	8-161	4-129
Interception Returns-Yards	0-0	0-0
Punts (Number-Avg)	6-47.0	0-0.0
Fumbles-Lost	1-1	5-3
Penalties-Yards	6-60	3-25
Possession Time	33:16	26:44
Sacks By: Number-Yards	0-0	1-12

RUSHING: Washburn-Schuerman,Tyler 21-77; Rainer,Brandon 5-25; Jones,Reggie 5-24; Humphrey,Darryl 4-13; Crain,Corey 1-8; McNeal,Colon 1-0; Hickel,Dustin 6-0; Ichabods 1-minus 23. Pittsburg State-Chatmon,Anthony 12-138; Philpot,Neal 22-126; Nowack,Neil 3-28; Hankins,Anthony 3-2; Walker,Lateef 1-2; Owen,Jesse 2-2; Team 2-minus 2.

PASSING: Washburn-Schuerman,Tyler 11-22-0-122; Hickel,Dustin 1-2-0-6. Pittsburg State-Philpot,Neal 4-8-0-178; Chatmon,Anthony 1-1-0-47.

RECEIVING: Washburn-McNeal,Colon 3-55; Humphrey,Darryl 2-14; Whittle,Chris 2-12; Jones,Reggie 2-1; Crain,Corey 1-30; Archie,Quentin 1-8; Huelsman,Chris 1-8. Pittsburg State-Chatmon,Anthony 2-88; McNally,Pat 2-54; Bell,Aaron 1-83.

INTERCEPTIONS: Washburn-None. Pittsburg State-None.

Stadium: Carnie Smith Stadium Attendance: 8277

Kickoff time: 7:00 pm End of Game: 9:50 pm Total elapsed time: 2:50
Temperature: 76 deg. Wind: 10-12 E Weather: Overcast

Game #4 Missouri Southern..... 28 Washburn..... 29 Sept. 22, 2001 • Moore Bowl • Topeka, Kan.

TOPEKA - In what was nothing new for the Ichabod-Lion series, it went down to the final possession as Washburn scored its fourth straight win over the Lions 29-28. It marked the fifth straight season the winning team scored on the games' final possession. The winning drive watched the Ichabods travel 80 yards in eight plays wrapping up with a Colon McNeal 5-yard touchdown reception with seven seconds left and a two-point conversion reception by Chris Whittle for the one-point win.

The Ichabods jumped on the scoreboard first with a 97-yard drive capped by a Tyler Schuerman 3-yard touchdown run. Schuerman would finish with 412 yards in total offense with 306 of that come in the air. Missouri Southern wouldn't waste anytime tying the game as they scored 1:13 after the Ichabods.

Darryl Humphrey would put the 'Bods back up with a 12-yard touchdown reception. But the Lions would score the next two touchdowns to take a 21-14 lead into the break.

McNeal would then catch what would be his first TD on the night on a 32-yard pass reception. The Lions would go up with 5:29 remaining in the game cashing in on a fumble by the Ichabods. On the night, the Ichabods would cough up the ball six times, losing three of them.

The Ichabods racked up 591 yards in total offense while the Lions tallied 393. The Ichabods were also 3-of-3 on fourth down conversions.



Score by Quarters	1	2	3	4	Score
Missouri Southern	7	14	0	7	28
Washburn	7	7	7	8	29

Record: (1-2, 0-2)
Record: (2-2, 1-1)

Scoring Summary:

1st
02:40 WU - Schuerman,Tyler 3 yd run (Bowers,Jason kick), 11-97 6:13, MSSC 0 - WU 7
01:27 MSSC - Douglas,Aaron 3 yd pass from Chapman,Josh (Graham,Zac kick), 3-80 1:13, MSSC 7 - WU 7
2nd
14:00 WU - Humphrey,Darryl 12 yd pass from Schuerman,Tyler (Bowers,Jason kick), 6-79 2:27, MSSC 7 - WU 14
06:55 MSSC - Chapman,Josh 2 yd run (Graham,Zac kick failed), 5-38 2:01, MSSC 13 - WU 14
03:40 MSSC - Chapman,Josh 59 yd run (Ballard,Joey pass), 5-69 1:02, MSSC 21 - WU 14
3rd
02:18 WU - McNeal,Colon 32 yd pass from Schuerman,Tyler (Bowers,Jason kick), 9-76 2:56, MSSC 21 - WU 21
4th
05:29 MSSC - Chapman,Josh 1 yd run (Graham,Zac kick), 20-85 9:19, MSSC 28 - WU 21
00:07 WU - McNeal,Colon 5 yd pass from Schuerman,Tyler (Whittle,Chris pass), 8-80 2:07, MSSC 28 - WU 29

	LIONS	ICHABODS
FIRST DOWNS	22	22
RUSHES-YARDS (NET)	51-275	43-285
PASSING YDS (NET)	118	306
Passes Att-Comp-Int	21-10-1	28-14-1
TOTAL OFFENSE PLAYS-YARDS	72-393	71-591
Fumble Returns-Yards	0-0	0-0
Punt Returns-Yards	0-0	1-2
Kickoff Returns-Yards	3-44	5-100
Interception Returns-Yards	1-0	1-0
Punts (Number-Avg)	4-44.8	2-35.5
Fumbles-Lost	3-1	6-3
Penalties-Yards	3-26	9-65
Possession Time	33:21	26:39
Sacks By: Number-Yards	0-0	1-10

RUSHING: Missouri Southern-Chapman,Josh 21-172; Whitney,Antonio 15-52; Ballard,Joey 12-43; Winfrey,Craig 1-5; Childers,Jesse 1-4; Team 1-minus 1. Washburn-Schuerman,Tyler 26-106; Rainer,Brandon 7-96; Humphrey,Darryl 5-44; Johnson,Joshua 1-24; Crain,Corey 1-5; Huelsman,Chris 1-5; Snyder,Cody 1-4; Jones,Reggie 1-1.

PASSING: Missouri Southern-Chapman,Josh 10-21-1-118. Washburn-Schuerman,Tyler 14-28-1-306.

RECEIVING: Missouri Southern-Combs,Josh 3-18; Winfrey,Craig 2-23; Whitney,Antonio 1-36; Ballard,Joey 1-16; McClure,Rodney 1-12; Childers,Jesse 1-10; Douglas,Aaron 1-3. Washburn-McNeal,Colon 6-123; Humphrey,Darryl 4-95; Archie,Quentin 2-53; Whittle,Chris 1-22; Huelsman,Chris 1-13.

INTERCEPTIONS: Missouri Southern-Trotter,Steven 1-0. Washburn-Wilson,Dan 1-0.

Stadium: Moore Bowl Attendance: 3540

Kickoff time: 6 p.m. End of Game: 9:07 pm Total elapsed time: 3:07
Temperature: 78 Wind: 15-25 N Weather: Cool & partly cloudy

Ichabods drive 80 yards in 8 plays in 2:07 for winning drive capped by Colon McNeal's TD reception and Chris Whittle's 2-point conversion. Ichabods record 591 total offense

Game #5

Washburn 17

Northwest Missouri 52

Sept. 29, 2001 • Rickenbrode Stadium • Maryville, Mo.

Washburn led early, but a 21-point run in the second half was all the Bearcats needed to put away the Ichabods 52-17. With the loss, the Ichabods fell to 2-3 overall and 1-2 in the MIAA.

After a Northwest Missouri field goal, the Ichabods drove 62 yards in six plays and quarterback Tyler Schuerman ran in from eight yards out to put the Ichabods in the lead. However, the Bearcats would score three touchdowns over the next 10 minutes to take a 24-7 lead.

Washburn would cut the lead to 10 on a 42-yard touchdown reception by Colon McNeal. But on the ensuing drive, the Bearcats would go 64 yards on one pass play to go up 31-17. A Jason Bowers 45-yard field goal before the half would cut the lead to 14, but it would be the last points the Ichabods would score.

Schuerman led the Ichabods in rushing with 60 yards on 15 carries and the one touchdown. He also passed for 149 yards. Chris Huelsman, making his first start picked up two receptions for a team-leading 73 yards.

Jeremy Potts and Eric Taylor each had 10 tackles. Taylor had three tackles for loss as well.



Score by Quarters	1	2	3	4	Score
Washburn	7	10	0	0	- 17
Northwest Missouri	3	28	14	7	- 52

Record: (2-3, 1-2)
Record (4-1, 3-0)

Scoring Summary:

1st
10:23 NWMSU - Ibarra,Eddie 39 yd field goal, 11-23 4:37, WU 0 - NWMSU 3
03:48 WU - Schuerman,Tyler 8 yd run (Bowers,Jason kick), 6-62 2:58, WU 7 - NWMSU 3
2nd
14:55 NWMSU - Rector,Jamaica 4 yd run (Ibarra,Eddie kick), 10-90 3:53, WU 7 - NWMSU 10
07:37 NWMSU - Rector,Jamaica 5 yd pass from McMenamin,John (Ibarra,Eddie kick), 14-49 4:51, WU 7 - NWMSU 17
03:56 NWMSU - Hackett,Ryan 6 yd run (Ibarra,Eddie kick), 3-21 1:03, WU 7 - NWMSU 24
02:41 WU - McNeal,Colon 42 yd pass from Schuerman,Tyler (Bowers,Jason kick), 3-81 1:15, WU 14 - NWMSU 24
02:26 NWMSU - Douglas,Maurice 64 yd pass from McMenamin,John (Ibarra,Eddie kick), 1-64 0:15, WU 14 - NWMSU 31
00:10 WU - Bowers,Jason 45 yd field goal, 7-40 2:16, WU 17 - NWMSU 31
3rd
06:43 NWMSU - Findley,Jared 11 yd pass from McMenamin,John (Ibarra,Eddie kick), 9-70 3:46, WU 17 - NWMSU 38
02:17 NWMSU - Otte,John 55 yd pass from Hackett,Ryan (Ibarra,Eddie kick), 2-90 0:24, WU 17 - NWMSU 45
4th
09:18 NWMSU - Shafar,Sean 5 yd run (Ibarra,Eddie kick), 12-68 5:42, WU 17 - NWMSU 52

	ICHABODS	BEARCATS
FIRST DOWNS	15	30
RUSHES-YARDS (NET)	29-124	44-186
PASSING YDS (NET)	149	404
Passes Att-Comp-Int	16-7-1	37-24-0
TOTAL OFFENSE PLAYS-YARDS	45-273	81-590
Fumble Returns-Yards	0-0	0-0
Punt Returns-Yards	0-0	4-26
Kickoff Returns-Yards	7-131	3-72
Interception Returns-Yards	0-0	1-24
Punts (Number-Avg)	6-34.3	0-0.0
Fumbles-Lost	2-0	0-0
Penalties-Yards	10-82	11-108
Possession Time	24:55	35:05
Sacks By: Number-Yards	0-0	3-27

RUSHING: Washburn-Schuerman,Tyler 15-60; Huelsman,Chris 4-22; Humphrey,Darryl 3-16; Rainer,Brandon 5-13; Snyder,Cody 1-11; Zandevakili,Andre 1-2. Northwest Mo. St. U.-Douglas,Maurice 2-35; Hackett,Ryan 12-34; Skaggs,Geromy 8-32; Mandl,T.J. 5-26; Shafar,Sean 4-22; Hampton,Andy 2-19; Rector,Jamaica 2-6; Johnson,Johnny 3-6; Wessel,Todd 2-3; Hardy,Bart 2-3; McMenamin,John 2-0.

PASSING: Washburn-Schuerman,Tyler 7-16-1-149. Northwest Mo. St. U.-McMenamin,John 12-17-0-233; Mandl,T.J. 7-14-0-88; Hampton,Andy 4-5-0-28; Hackett,Ryan 1-1-0-55.

RECEIVING: Washburn-Huelsman,Chris 2-73; Humphrey,Darryl 2-23; McNeal,Colon 1-42; Whittle,Chris 1-12; 32 1-minus 1. Northwest Mo. St. U.-Rector,Jamaica 6-57; Otte,John 4-89; Douglas,Maurice 3-127; Hackett,Ryan 2-43; Findley,Jared 2-25; Blanche,Reid 2-12; Stewart,Mark 1-20; Burke,Chris 1-13; Glasnapp,Nick 1-9; Shafar,Sean 1-7; Skaggs,Geromy 1-2.

INTERCEPTIONS: Washburn-None. Northwest Mo. St. U.-Miller,Ryan 1-24.

Stadium: Rickenbrode Stadium Attendance: 7500
Kickoff time: 1:30 pm End of Game: 4:25 pm Total elapsed time: 2:55
Temperature: 65 Wind: E 5-13 Weather: Sunny,clear,gorgeous

Game #6

Truman State 27

Washburn 26

Oct. 6, 2001 • Moore Bowl • Topeka, Kan.

In a game that was a roller coaster of emotions, the Truman Bulldogs' Austin Lepper hit a 46-yard field goal as time expired to damper homecoming for the Ichabods in a 27-26 win.

The Ichabods started the afternoon by spotting the Bulldogs 14 points as Truman scored on a pair of touchdown drives in the first and second quarter. The Ichabods would get back in it and take the lead into the break ridding the wave of three Washburn rushing touchdowns by Brandon Rainer. Rainer scored on rushes of 2-, 10- and 1-yard runs. He finished the day with 100 yards on 13 carries and became only the second Ichabod in school history to rush for more than 2,000 yards in a career. Truman would cut the lead the three on a Leeper 36-yard field goal and then take the lead on a touchdown run 24-20.

The Ichabod defense would then make a stand and stop the Bulldogs at 50 and take over with 1:52 remaining. The Ichabods would take the lead with 40 seconds left on a Colon McNeal touchdown reception from Tyler Schuerman. McNeal finished the day with nine receptions for 109 yards.

Joe Corcoran led the Ichabod defense with 18 tackles. He had three for loss, a forced fumble, a pass break up and a quarterback sack in his first start.



Score by Quarters	1	2	3	4	Score
Truman	7	7	3	10	- 27
Washburn	0	20	0	6	- 26

Record: (5-1, 3-1)
Record (2-4, 1-3)

Scoring Summary:

1st
04:44 TRUMAN - Heinecke,Marc 4 yd pass from Howe,Eric (Lepper,Austin kick), 7-53 2:38, TRUMAN 7 - WU 0
2nd
13:44 TRUMAN - Pugh,Alfonso 6 yd pass from Howe,Eric (Lepper,Austin kick), 8-78 3:29, TRUMAN 14 - WU 0
07:59 WU - Rainer,Brandon 2 yd run (Bowers,Jason kick), 13-80 5:45, TRUMAN 14 - WU 7
03:07 WU - Rainer,Brandon 10 yd run (Bowers,Jason kick), 3-13 1:38, TRUMAN 14 - WU 14
00:05 WU - Rainer,Brandon 1 yd run (Bowers,Jason kick failed), 7-40 1:12, TRUMAN 14 - WU 20
3rd
04:46 TRUMAN - Lepper,Austin 35 yd field goal, 11-36 5:12, TRUMAN 17 - WU 20
4th
08:56 TRUMAN - Swenson,Carl 2 yd run (Lepper,Austin kick), 7-70 2:19, TRUMAN 24 - WU 20
00:40 WU - McNeal,Colon 33 yd pass from Schuerman,Tyler (Bowers,Jason kick blocked), 5-50 1:12, TRUMAN 24 - WU 26
00:00 TRUMAN - Lepper,Austin 46 yd field goal, 7-55 0:40, TRUMAN 27 - WU 26

	BULLDOGS	ICHABODS
FIRST DOWNS	24	20
RUSHES-YARDS (NET)	36-119	41-183
PASSING YDS (NET)	292	190
Passes Att-Comp-Int	44-31-0	30-16-2
TOTAL OFFENSE PLAYS-YARDS	80-411	71-373
Fumble Returns-Yards	0-0	1-5
Punt Returns-Yards	3-25	0-0
Kickoff Returns-Yards	5-80	5-103
Interception Returns-Yards	2-46	0-0
Punts (Number-Avg)	4-31.0	5-41.0
Fumbles-Lost	2-2	1-0
Penalties-Yards	6-40	8-58
Possession Time	31:58	28:02
Sacks By: Number-Yards	0-0	1-12

RUSHING: Truman-Howe,Eric 12-51; Redding,Mike 12-49; Cosmano,Brian 7-13; Jensen,Geoff 1-4; Swenson,Carl 1-2; Pugh,Alfonso 2-0; Heinecke,Marc 1-0. Washburn-Rainer,Brandon 13-100; Schuerman,Tyler 11-52; Humphrey,Darryl 6-11; Crain,Corey 3-10; Jones,Reggie 1-8; Johnson,Joshua 2-7; Zandevakili,And 1-2; Wimpy,Jeff 1-1; Huelsman,Chris 3-minus 8.

PASSING: Truman-Howe,Eric 31-44-0-292. Washburn-Schuerman,Tyler 16-30-2-190.

RECEIVING: Truman-Blakley,Andrew 10-76; Jensen,Geoff 9-99; Pugh,Alfonso 9-95; Riney,Jason 1-12; McCloskey,J.D. 1-6; Heinecke,Marc 1-4. Washburn-McNeal,Colon 9-110; Humphrey,Darryl 2-17; Rainer,Brandon 2-10; Huelsman,Chris 1-26; Crain,Corey 1-22; Archie,Quentin 1-5.

INTERCEPTIONS: Truman-Wright,Dominick 1-20; Walter,Justin 1-26. Washburn-None.

Stadium: Moore Bowl Attendance: 4015
Kickoff time: 2:00 pm End of Game: 5:22 pm Total elapsed time: 3:22
Temperature: 64 Wind: 5-10 N Weather: Sunny and Clear

Austin Lepper kicks 46 yarder as time expires for winner. Ichabods lose on homecoming for only the 3rd time in the last 12. With his 100 yards, Brandon Rainer goes over the 2,000-yard mark - 2,009 for career. He also scored 3 TD's.

Game #7

Central Missouri 58

Washburn 34


Oct. 11, 2000 • Moore Bowl • Topeka, Kan.

The Central Missouri State Mules scored 31 straight points in the second half and turned a close game at the break into a 58-34 win.

The Ichabods would get on the board early after their opening kickoff was fumbled by the Mules' Kevin Nickerson. Washburn would then run go 30 yards in five plays capped by a Tyler Schuerman scamper. All 30 yards on the ground were gained by Schuerman. The Ichabods would then capitalize on another Mule turnover and convert it into a 7 yard touchdown run by Brandon Rainer.

The Mules would come back and tie the score on a pair of Todd Devoe touchdown receptions from Dennis Gile of 53 and 19 yards respectively. Gile would pass for 380 yards completing 24 of 33 passes with two interceptions and five touchdowns. Kegan Coleman would score another TD for CMSU putting the Mules in front.

The Ichabods would tie the score on another Rainer TD run. The Mules would answer with another touchdown. Entering the game for the injured Schuerman, Hickel would score on a 68 yard touchdown run near the end of the first half. The PAT was blocked.



Score by Quarters	1	2	3	4	Score	
Central Missouri	7	20	14	17	- 58	Record: (7-0, 5-0)
Washburn	14	13	7	0	- 34	Record (2-5, 1-4)

Scoring Summary:

1st

12:50 WU - Schuerman, Tyler 3 yd run (Bowers, Jason kick), 5-30 2:01, CMSU 0 - WU 7
07:25 WU - Rainer, Brandon 7 yd run (Bowers, Jason kick), 9-40 3:08, CMSU 0 - WU 14
00:17 CMSU - Devoe, Todd 53 yd pass from Gile, Dennis (Wilson, Pat kick), 5-80 1:53, CMSU 7 - WU 14

2nd

12:21 CMSU - Devoe, Todd 19 yd pass from Gile, Dennis (Wilson, Pat kick), 5-56 1:30, CMSU 14 - WU 14
09:52 CMSU - Coleman, Kegan 38 yd pass from Gile, Dennis (Wilson, Pat kick), 2-45 0:50, CMSU 21 - WU 14
02:55 WU - Rainer, Brandon 2 yd run (Bowers, Jason kick), 14-72 6:57, CMSU 21 - WU 21
02:32 CMSU - Gile, Dennis 23 yd run (Wilson, Pat kick failed), 1-23 0:23, CMSU 27 - WU 21
01:10 WU - Hickel, Dustin 68 yd run (Bowers, Jason kick blocked), 3-81 1:22, CMSU 27 - WU 27

3rd

12:48 WU - Hickel, Dustin 4 yd run (Bowers, Jason kick), 6-56 2:12, CMSU 27 - WU 34
11:23 CMSU - Coleman, Kegan 43 yd pass from Gile, Dennis (Wilson, Pat kick), 6-78 1:25, CMSU 34 - WU 34
07:43 CMSU - Devoe, Todd 27 yd pass from Gile, Dennis (Wilson, Pat kick), 5-42 1:45, CMSU 41 - WU 34

4th

12:15 CMSU - Wilson, Pat 32 yd field goal, 13-74 5:27, CMSU 44 - WU 34
08:40 CMSU - Thompson, Lee 1 yd run (Wilson, Pat kick), 7-26 3:21, CMSU 51 - WU 34
03:06 CMSU - Thompson, Lee 7 yd run (Wilson, Pat kick), 4-36 1:41, CMSU 58 - WU 34

	MULES	ICHABODS
FIRST DOWNS	27	23
RUSHES-YARDS (NET)	30-141	60-327
PASSING YDS (NET)	380	116
Passes Att-Comp-Int	33-24-2	21-7-2
TOTAL OFFENSE PLAYS-YARDS	63-521	81-443
Fumble Returns-Yards	0-0	0-0
Punt Returns-Yards	3-22	0-0
Kickoff Returns-Yards	6-157	10-196
Interception Returns-Yards	2-24	2-0
Punts (Number-Avg)	0-0.0	3-38.0
Fumbles-Lost	3-3	0-0
Penalties-Yards	3-35	13-103
Possession Time	23:01	36:59
Sacks By: Number-Yards	2-17	0-0

RUSHING: Central Mo. State-Thompson, Lee 21-104; Gile, Dennis 4-20; Coleman, Kegan 4-15; Nickerson, Kevin 1-2. Washburn-Hickel, Dustin 21-130; Schuerman, Tyler 17-97; Rainer, Brandon 10-50; Humphrey, Darryl 2-17; Johnson, Joshua 2-15; Huelsman, Chris 5-14; Jones, Reggie 1-6; Zandevakili, And 1-0; Ichabods 1-minus 2.

PASSING: Central Mo. State-Gile, Dennis 24-33-2-380. Washburn-Hickel, Dustin 6-14-2-105; Schuerman, Tyler 1-7-0-11.

RECEIVING: Central Mo. State-Devoe, Todd 9-154; Thomas, Nate 5-75; Thomas, Marcus 5-47; Coleman, Kegan 2-81; Nickerson, Kevin 2-11; Carter, Mike 1-12. Washburn-Whittle, Chris 2-60; McNeal, Colon 2-30; Gant, Matt 1-12; Archie, Quentin 1-11; Huelsman, Chris 1-3.

Stadium: Moore Bowl Attendance: 2750
Kickoff time: 7:08 pm End of Game: 10:38 Total elapsed time: 3:30
Scorer: WUSD;
Temperature: 64 Wind: 10-15 W Weather: Clear, cool

Game #8

Washburn 6

Missouri Western 27

Oct. 20, 2001 • Spratt Stadium • St. Joseph, Mo.

The Washburn Ichabods fell to 2-6 and 1-5 in the MIAA with their 27-6 loss to Missouri Western.

The Ichabods trailed 13-6 after a pair of Jason Bowers' field goals of 30 and 40 yards. Those points would be the only put on the board for the Ichabods.

Even though the Ichabods racked up more first downs, rushing yards, passing yards and time of possession, the Griffons used a pair of touchdown drives of 36 and 95 yards to put the game out of reach.

The Ichabods racked up 400 total yards of offense compared to 292 of the Griffons, but the Ichabods could not get it in the endzone.

Dustin Hickel, starting in place of the injured Tyler Schuerman at quarterback was 21 of 36 for 197 yards. He also led the Ichabods on the ground with 69 yards rushing.

Colon McNeal grabbed seven receptions for 53 yards and Chris Whittle had four receptions for 53 yards as well.



Score by Quarters	1	2	3	4	Score	
Washburn	0	6	0	0	- 6	Record: (2-6, 1-5)
Missouri Western	6	7	7	7	- 27	Record: (6-2, 4-2)

Scoring Summary:

1st

09:11 MWSC - Evans, Jerris 54 yd pass from Waterman, Kasey (Fowler, Dan kick failed), 2-69 0:31, WU 0 - MWSC 6

2nd

11:30 WU - Bowers, Jason 30 yd field goal, 10-43 4:28, WU 3 - MWSC 6
10:40 MWSC - Ziesel, Adam 18 yd pass from Waterman, Kasey (Fowler, Dan kick), 3-52 0:50, WU 3 - MWSC 13

02:59 WU - Bowers, Jason 40 yd field goal, 12-34 5:58, WU 6 - MWSC 13

3rd

03:40 MWSC - Evans, Jerris 15 yd pass from Waterman, Kasey (Fowler, Dan kick), 6-36 2:46, WU 6 - MWSC 20

4th

08:33 MWSC - Pitts, Derrick 64 yd run (Fowler, Dan kick), 6-95 3:20, WU 6 - MWSC 27

	ICHABODS	GRIFFONS
FIRST DOWNS	20	14
RUSHES-YARDS (NET)	48-203	22-96
PASSING YDS (NET)	197	196
Passes Att-Comp-Int	36-21-0	18-12-1
TOTAL OFFENSE PLAYS-YARDS	84-400	40-292
Fumble Returns-Yards	0-0	0-0
Punt Returns-Yards	1-9	0-0
Kickoff Returns-Yards	4-53	2-43
Interception Returns-Yards	1-13	0-0
Punts (Number-Avg)	5-30.6	4-33.2
Fumbles-Lost	1-1	1-1
Penalties-Yards	16-138	5-44
Possession Time	40:57	19:03
Sacks By: Number-Yards	2-14	2-10

RUSHING: Washburn-Hickel, Dustin 16-69; Rainer, Brandon 12-49; Snyder, Cody 7-29; Huelsman, Chris 5-25; Jones, Reggie 6-19; Johnson, Joshua 1-7; Humphrey, Darryl 1-5. Missouri Western-Pitts, Derrick 9-95; Smith, Matt 8-27; Griffons 1-minus 1; Waterman, Kasey 4-minus 25.

PASSING: Washburn-Hickel, Dustin 21-36-0-197. Missouri Western-Waterman, Kasey 12-18-1-196.

RECEIVING: Washburn-McNeal, Colon 7-53; Whittle, Chris 4-53; Huelsman, Chris 4-38; Snyder, Cody 3-35; Zandevakili, And 1-9; Humphrey, Darryl 1-7; Kraisinger, Kip 1-2. Missouri Western-Ziesel, Adam 5-48; Evans, Jerris 4-97; Pitts, Darwin 2-42; Kay, Josh 1-9.

INTERCEPTIONS: Washburn-Smith, Darold 1-13. Missouri Western-None.

Stadium: Spratt Stadium Attendance: 1896
Kickoff time: 1:00 pm End of Game: 3:45 pm Total elapsed time: 2:45
Temperature: 70 Wind: 10-15 Weather: Sunny



Game #9

Washburn..... 19

Emporia State 38

Oct. 27, 2001 • Welch Stadium • Emporia, Kan.

For the 11th straight time, Washburn fell to Emporia State 38-19 dropping the Ichabods' record to 2-7 and 1-6 in the MIAA.

The Hornets used the big scoring play against the Ichabods scoring on rushing plays of 60 and two 70 yard plays adding to the 337 yards of rushing on the afternoon. Emporia State jumped out to a 24-0 lead on three touchdown runs and a school-tying record 48 yards. The Ichabods would light the scoring column on a 1-yard touchdown by Reggie Jones with 24 seconds left in the first half.

In the second half, the Ichabods would score on their first drive with a 36-yard field goal by Jason Bowers. The Hornets would score the next two touchdowns to go up 38-10.

Hickel would lead the Ichabods with a career high 132 yards rushing on 34 carries. He also passed for 187 yards on 11 completions with one touchdown. Chris Whittle had three receptions for 81 yards. On defense, Joe Corcoran led the Ichabods with eight tackles.



Score by Quarters	1	2	3	4	Score	
Washburn	0	7	3	9	- 19	Record: (2-7, 1-6)
Emporia State	7	17	7	7	- 38	Record: (6-4, 3-4)

Scoring Summary:

1st

09:34 ESU - Wells,Shon 2 yd run (Gray,Justin kick), 13-43 5:26, WU 0 - ESU 7

2nd

14:32 ESU - Wells,Shon 17 yd run (Gray,Justin kick), 7-97 1:58, WU 0 - ESU 14

08:36 ESU - Paul,Tyler 70 yd run (Gray,Justin kick), 3-71 0:56, WU 0 - ESU 21

03:47 ESU - Gray,Justin 48 yd field goal, 8-34 3:38, WU 0 - ESU 24

00:24 WU - Jones,Reggie 1 yd run (Bowers,Jason kick), 4-47 0:58, WU 7 - ESU 24

3rd

12:50 WU - Bowers,Jason 36 yd field goal, 5-19 2:10, WU 10 - ESU 24

00:43 ESU - Wells,Shon 70 yd run (Gray,Justin kick), 3-68 1:02, WU 10 - ESU 31

4th

12:21 ESU - Copeland,Kelton 60 yd run (Gray,Justin kick), 3-65 1:41, WU 10 - ESU 38

04:23 WU - Ichabods safety, , WU 12 - ESU 38

00:03 WU - Huelsman,Chris 3 yd pass from Hickel,Dustin (Bowers,Jason kick), 7-48 1:09, WU 19 - ESU 38

	ICHABODS	HORNETS
FIRST DOWNS	18	17
RUSHES-YARDS (NET)	53-208	37-337
PASSING YDS (NET)	187	105
Passes Att-Comp-Int	31-11-2	20-10-3
TOTAL OFFENSE PLAYS-YARDS	84-395	57-442
Fumble Returns-Yards	0-0	0-0
Punt Returns-Yards	2-12	4-13
Kickoff Returns-Yards	5-128	3-54
Interception Returns-Yards	3-8	2-0
Punts (Number-Avg)	5-44.2	3-41.7
Fumbles-Lost	3-2	2-0
Penalties-Yards	4-39	4-26
Possession Time	37:30	22:27
Sacks By: Number-Yards	0-0	2-12

RUSHING: Washburn-Hickel,Dustin 34-132; Smith,Travis 3-39; Humphrey,Darryl 2-15; Huelsman,Chris 2-12; Jones,Reggie 8-9; Johnson,Joshua 2-5; Zandevakili,And 1-minus 1; McNeal,Colon 1-minus 3. Emporia State-Wells,Shon 10-98; Paul,Tyler 5-80; Copeland,Kelton 8-76; Johnson,Ryan 1-42; Sanders,Josh 5-32; Price Kaylon 4-11; Gonzalez,Jovani 2-1; Perry,Jody 1-minus 1; Team 1-minus 2.

PASSING: Washburn-Hickel,Dustin 11-31-2-187. Emporia State-Copeland,Kelton 8-15-1-84; Majors,Ryan 2-4-1-21; Hatfield,Tad 0-1-1-0.

RECEIVING: Washburn-Whittle,Chris 3-81; Fowler,Kyle 2-28; Huelsman,Chris 2-15; Jones,Reggie 2-9; McNeal,Colon 1-46; Humphrey,Darryl 1-8. Emporia State-Williams,Daniel 5-51; Ferguson,Jason 3-44; Johnson,Ryan 1-9; Sanders,Josh 1-1.

INTERCEPTIONS: Washburn-Hayes,Patrick 1-0; Schembri,Larry 1-8; Simmons,Chris 1-0. Emporia State-Bell,Jordan 1-0; Kennedy,Jason 1-0.

Stadium: Welch Stadium Attendance: 4511

Kickoff time: 2:00 pm End of Game: 4:50 pm Total elapsed time: 2:50

Temperature: 52 Wind: 10-15 S Weather: Sunny and crisp

Game #10

Missouri-Rolla 14

Washburn. 42

Nov. 2, 2001 • Moore Bowl • Topeka, Kan.

The Washburn Ichabods snapped a five-game losing streak as they pounded Missouri-Rolla 42-14. The Ichabods opened a 21-0 lead and kept Missouri-Rolla scoreless until the 3:40 mark in the second quarter.

The Ichabods got things going with a 23-yard touchdown run by quarterback Tyler Schuerman. It was the first of two scoring runs Schuerman would have on the day.

Brandon Rainer scored on a 14-yard plunge late in the first quarter and he would add another score in the fourth quarter on a three-yard run.

In the second half, the Ichabods would score 21 unanswered points starting with a 26-yard touchdown reception by Colon McNeal from Schuerman. Dustin Hickel would get into the act on a 4-yard run in the fourth quarter.

The Ichabods racked up 436 yards of total offense and held the Miners to 194 yards. Rainer and Schuerman each recorded 58 yards rushing and two touchdowns. Schuerman passed for 97 yards and one touchdown. Darryl Humphrey recorded two catches for 46 yards and McNeal finished with 41 yards receiving and one touchdown.

On defense, the Ichabods' Darold Smith recorded 10 tackles. The Ichabods also had 14 tackles for loss for 71 yards.



Score by Quarters	1	2	3	4	Score	
Missouri-Rolla	0	7	0	7	- 14	Record: (2-8, 0-8)
Washburn	14	7	7	14	- 42	Record: (3-7, 2-6)

Scoring Summary:

1st

04:07 WU - Schuerman,Tyler 23 yd run (Bowers,Jason kick), 2-23 0:13, UMR 0 - WU 7

00:31 WU - Rainer,Brandon 14 yd run (Bowers,Jason kick), 4-50 1:26, UMR 0 - WU 14

2nd

12:17 WU - Schuerman,Tyler 6 yd run (Bowers,Jason kick), 7-72 2:30, UMR 0 - WU 21

03:40 UMR - Mahoney,Mike 1 yd run (Mendrygal,Alex kick), 11-35 5:51, UMR 7 - WU 21

3rd

06:10 WU - McNeal,Colon 26 yd pass from Schuerman,Tyler (Bowers,Jason kick), 9-60 3:15, UMR 7 - WU 28

4th

07:33 WU - Rainer,Brandon 3 yd run (Bowers,Jason kick), 7-34 3:41, UMR 7 - WU 35

02:02 WU - Hickel,Dustin 4 yd run (Bowers,Jason kick), 6-15 2:34, UMR 7 - WU 42

01:04 UMR - Boyer,Darron 68 yd pass from Brown,Scott (Mendrygal,Alex kick), 3-74 0:58, UMR 14 - WU 42

	MINERS	ICHABODS
FIRST DOWNS	12	23
RUSHES-YARDS (NET)	37-59	54-306
PASSING YDS (NET)	135	130
Passes Att-Comp-Int	24-12-0	18-9-2
TOTAL OFFENSE PLAYS-YARDS	61-194	72-436
Fumble Returns-Yards	0-0	1-20
Punt Returns-Yards	0-0	4-43
Kickoff Returns-Yards	7-151	1-17
Interception Returns-Yards	2-17	0-0
Punts (Number-Avg)	8-35.9	2-39.0
Fumbles-Lost	3-1	1-1
Penalties-Yards	2-10	6-62
Possession Time	27:25	32:35
Sacks By: Number-Yards	1-13	4-35

RUSHING: Missouri-Rolla-Okwuonu,Ken 23-80; Cameron,Shane 2-3; Phillips,Jae 3-2; Boyer,Darron 1-1; Mahoney,Mike 4-minus 2; Brown,Scott 4-minus 25. Washburn-Rainer,Brandon 10-58; Schuerman,Tyler 11-58; Humphrey,Darryl 6-48; Hickel,Dustin 7-47; Johnson,Joshua 8-44; Huelsman,Chris 2-20; Zandevakili,And 1-14; Jones,Reggie 5-12; Smith,Travis 2-8; Ichabods 2-minus 3.

PASSING: Missouri-Rolla-Brown,Scott 8-18-0-106; Mahoney,Mike 4-5-0-29; Siller,Jason 0-1-0-0. Washburn-Schuerman,Tyler 6-13-1-97; Hickel,Dustin 3-5-1-33.

RECEIVING: Missouri-Rolla-Boyer,Darron 4-88; Siller,Jason 4-35; Moss,Clint 1-6; Fischer,Brett 1-4; Matthias,Josh 1-1; Ennis,Ken 1-1. Washburn-McNeal,Colon 3-41; Humphrey,Darryl 2-46; Johnson,Joshua 2-12; Archie,Quentin 1-17; Whittle,Chris 1-14.

INTERCEPTIONS: Missouri-Rolla-Bullocks,Drew 1-17; Elrod,Jason 1-0. Washburn-None.

Stadium: Moore Bowl Attendance: 1750

Kickoff time: 1 p.m. End of Game: 3:46 pm Total elapsed time: 2:46

Temperature: 70 Wind: 5-10 NE Weather: Beautiful! Sunny!

Ichabods snap 5-game losing streak. UMR loses 35th straight MIAA game.

Game #11

Southwest Baptist 48

Washburn 20

Nov. 10, 2001 • Moore Bowl • Topeka, Kan.

The Washburn Ichabods fell 48-20 in their season finale to Southwest Baptist. The loss ends the Ichabods season with a 3-8 record and a 2-7 mark in the MIAA. Southwest Baptist finishes the season with a 6-5 mark and a 4-5 MIAA mark. It was the first winning season for the Bearcats since 1991.

The Bearcats got on the board early and often as they jumped out to a 42-0 lead on the Ichabods. It wasn't until the 7:52 mark of the third quarter the Ichabods would get on the scoreboard via a 35-yard touchdown reception from Tyler Schuerman to Colon McNeal. McNeal finished the day with two touchdown receptions in his final game as an Ichabod.

The Ichabods other score came on a 10-yard reception by Andre Zandevakili from Schuerman.

Darryl Humphrey led the Ichabods with 59 yards rushing. Schuerman passed for 126 yards with 10 completions and Dustin Hickel completed three passes and one touchdown.

McNeal finished with 98 yards receiving and two touchdowns with five receptions and fellow senior Chris Whittle had five catches for 53 yards.

Jason Ross led the Ichabod defense with seven tackles and Ryan Huske had three tackles for 10 yards in loss. Corey Crain, in his first start at cornerback had an interception, a pass break up and a tackle for loss.



Score by Quarters	1	2	3	4	Score
Southwest Baptist	7	28	7	6	48
Washburn	0	0	7	13	20

Record: (6-5, 4-5)
Record: (3-8, 2-7)

Scoring Summary:

1st Quarter

04:36 SBU - Reed,Eugene 43 yd run (Mattson,Steve kick), 2-43 0:14, SBU 7 - WU 0

2nd Quarter

12:50 SBU - Reed,Eugene 80 yd pass from Lowe,Chris (Mattson,Steve kick), 1-80 0:11, SBU 14 - WU 0

07:56 SBU - Boykin,Deon 25 yd run (Mattson,Steve kick), 5-47 1:57, SBU 21 - WU 0

00:29 SBU - Whitley,Kevin 25 yd pass from Lowe,Chris (Mattson,Steve kick), 9-67 4:15, SBU 28 - WU 0

00:03 SBU - Reed,Eugene 25 yd pass from Lowe,Chris (Mattson,Steve kick), 2-25 0:12, SBU 35 - WU 0

3rd Quarter

10:10 SBU - Green,Marc 19 yd pass from Lowe,Chris (Mattson,Steve kick), 2-25 0:48, SBU 42 - WU 0

07:52 WU - McNeal,Colon 35 yd pass from Schuerman,Tyler (Bowers,Jason kick), 6-62 2:18, SBU 42 - WU 7

4th Quarter

10:45 WU - Zandevakili,And 10 yd pass from Schuerman,Tyler (Bowers,Jason kick), 8-68 3:15, SBU 42 - WU 14

10:32 SBU - Boykin,Deon 43 yd run (Mattson,Steve kick failed), 1-43 0:13, SBU 48 - WU 14

02:40 WU - McNeal,Colon 36 yd pass from Hickel,Dustin (Bowers,Jason kick blocked), 13-65 7:52, SBU 48 - WU 20

Team Statistics

	BEARCATS	ICHABODS
FIRST DOWNS	20	20
RUSHES-YARDS (NET)	25-225	53-209
PASSING YDS (NET)	265	182
Passes Att-Comp-Int	32-18-1	31-13-1
TOTAL OFFENSE PLAYS-YARDS	57-490	84-391
Fumble Returns-Yards	1-15	0-0
Punt Returns-Yards	5-81	0-0
Kickoff Returns-Yards	2-1	5-147
Interception Returns-Yards	1-19	1-0
Punts (Number-Avg)	3-35.7	6-40.0
Fumbles-Lost	1-1	1-1
Penalties-Yards	8-63	10-108
Possession Time	23:05	36:55
Sacks By: Number-Yards	7-53	0-0

RUSHING: Southwest Baptist-Boykin,Deon 10-125; Reed,Eugene 11-60; Lowe,Chris 3-29; Green,Marc 1-11. Washburn-Humphrey,Darryl 9-59; Johnson,Joshua 6-48; Zandevakili,And 4-32; Schuerman,Tyler 15-32; Hickel,Dustin 8-16; Rainer,Brandon 10-16; McNeal,Colon 1-6.

PASSING: Southwest Baptist-Lowe,Chris 17-31-1-270; Eaton,Billy 1-1-0-minus 5. Washburn-Schuerman,Tyler 10-23-1-126; Hickel,Dustin 3-8-0-56.

RECEIVING: Southwest Baptist-Green,Marc 7-83; Whitley,Kevin 3-34; Hicks,Michael 3-32; Reed,Eugene 2-105; Davis,Kenneth 2-16; Pogue,Mitch 1-minus 5. Washburn-McNeal,Colon 5-98; Whittle,Chris 5-53; Smith,Travis 1-12; Zandevakili,And 1-10; Rainer,Brandon 1-9.

INTERCEPTIONS: Southwest Baptist-Maiwelmal,Joey 1-19. Washburn-Crain,Corey 1-0.

Stadium: Moore Bowl Attendance: 1550

Kickoff time: 1 p.m. End of Game: 4:15 pm Total elapsed time: 3:15

Temperature: 68 Wind: Calm Weather: Sunny,Clear

MIAA Game. Bearcats record first winning season since 1991. Ichabods finish season 3-8, 2-7 in the MIAA. SBU finishes 6-5, 4-5 in the MIAA.

2001 Season Bests

Individual Highs

Washburn Ichabods

Rushes	34	Hickel,Dustin at ESU
Yards Rushing	132	Hickel,Dustin at ESU
TD Rushes	3	Rainer,Brandon vs TSU
Long Rush	68	Hickel,Dustin vs CMSU
Pass attempts	36	Hickel,Dustin at MWSC
Pass completions	21	Hickel,Dustin at MWSC
Yards Passing	306	Schuerman,Tyler vs MSSC
TD Passes	3	Schuerman,Tyler vs MSSC
Long Pass	51	Schuerman,Tyler vs MSSC
Receptions	9	McNeal,Colon vs TSU

Yards Receiving	123	McNeal,Colon vs MSSC
TD Receptions	2	McNeal,Colon vs MSSC
		McNeal,Colon vs SBU
Long Reception	51	Humphrey,Darryl vs MMSSC
Field Goals	2	Bowers,Jason at MWSC
Long Field Goal	45	Bowers,Jason at NWMSU
Punts	6	Roth,Eric at PSU
		Roth,Eric at NWMSU
		Roth,Eric vs SBU
Punting Avg	47.0	Roth,Eric at PSU
Long Punt	60	Roth,Eric at PSU

Long Punt Return	26	Hopson,Cowan at UWL
Long Kickoff Return	62	McNeal,Colon at ESU
Tackles	18	Corcoran,Joe vs TSU
Sacks	2	Schembri,Larry at UWL
Interceptions	1	Potts,Jeremy vs LU
		Hayes,Patrick vs LU
		Wilson,Dan vs MSSC
		Wimpy,Jeff vs CMSU
		Hayes,Patrick vs CMSU
		Smith,Darold at MWSC
		Hayes,Patrick at ESU
		Simmons,Chris at ESU
		Schembri,Larry at ESU
		Crain,Corey vs SBU

Opponent

23	Okwuonu,Ken, UMR
172	Chapman,Josh, MSSC
3	Chapman,Josh, MSSC
	Wells,Shon, ESU
77	Chapman,Josh, MSSC
44	Howe,Eric, TSU
31	Howe,Eric, TSU
380	Gile,Dennis, CMSU
5	Gile,Dennis, CMSU
83	Philpot,Neal, PSU
10	Rizzo,Matt, UWL
	Blakley,Andrew, TSU
154	Devoe,Todd, CMSU
3	Devoe,Todd, CMSU
83	Bell,Aaron, PSU
3	Jensen,Jedediah, UWL
48	Gray,Justin, ESU
8	Morris,Bryan, UWL
	Penn,Dustin, vs UMR
44.8	Stanley,Dan, MSSC
52	Stanley,Dan, MSSC
	Amon,Pat, ESU
46	Williams,Donald, SBU
62	Every,Toranza, LU
21	Walker,Eric, MWSC
two tied with 2	
two tied with 2	

Team Highs

Washburn Ichabods

Rushes	60	vs CMSU
Yards Rushing	327	vs CMSU
Yards Per Rush	6.6	vs MSSC
TD Rushes	5	vs CMSU
		vs UMR
Pass attempts	37	at UWL
Pass completions	21	at MWSC
Yards Passing	306	vs MSSC
Yards Per Pass	10.9	vs MSSC
TD Passes	3	vs MSSC
		vs SBU

Total Plays	85	at UWL
Total Offense	591	vs MSSC
Yards Per Play	8.3	vs MSSC
Points	42	vs UMR
Sacks By	5	vs UMR
First Downs	24	at UWL
Penalties	16	at MWSC
Penalty Yards	138	at MWSC
Turnovers	10	at UWL
Interceptions By	3	at ESU

Opponents

Rushes	51	vs MSSC
Yards Rushing	337	at ESU
Yards Per Rush	9.1	at ESU
TD Rushes	5	at ESU
Pass attempts	44	vs TSU
Pass completions	31	vs TSU
Yards Passing	404	at NWMSU
Yards Per Pass	25.0	at PSU
TD Passes	5	vs CMSU

Total Plays	81	at NWMSU
Total Offense	590	at NWMSU
Yards Per Play	9.6	at PSU
Points	58	vs CMSU
Sacks By	7	vs SBU
First Downs	30	at NWMSU
Penalties	14	vs LU
Penalty Yards	108	NWMSU
Turnovers	6	vs LU
Interceptions By	5	UWL



2001 RECORD:	OVERALL	HOME	AWAY
WASHBURN	(3-8-0)	(3-3-0)	(0-5-0)
MIAA	(2-7-0)	(2-3-0)	(0-4-0)
NON-CONFERENCE	(1-1-0)	(1-0-0)	(0-1-0)

DATE	OPPONENT	SCORE	ATTEND
Sep 01, 2001	at Wisconsin-LaCrosse	L 18-37	3919
Sep 08, 2001	LINCOLN	W 31-20	2950
*Sep 15, 2001	at Pittsburg State	L 21-51	8277
*Sep 22, 2001	MISSOURI SOUTHERN	W 29-28	3540
*Sep 29, 2001	at Northwest Mo. St. U.	L 17-52	7500
*Oct 06, 2001	TRUMAN	L 26-27	4015
*Oct 11, 2001	CENTRAL MO. STATE	L 34-58	2750
*Oct 20, 2001	at Missouri Western	L 6-27	1896
*Oct 27, 2001	at Emporia State	L 19-38	4511
*Nov 02, 2001	MISSOURI-ROLLA	W 42-14	1750
*Nov 10, 2001	SOUTHWEST BAPTIST	L 20-48	1550
*MIAA Game			

Team Statistics

	Washburn	Opponents
SCORING	263	400
Points Per Game	23.9	36.4
FIRST DOWNS	221	206
Rushing	131	86
Passing	78	99
Penalty	12	21
RUSHING YARDAGE	2246	1878
Yards gained rushing	2621	2200
Yards lost rushing	375	322
Rushing Attempts	523	404
Average Per Rush	4.3	4.6
Average Per Game	204.2	170.7
TDs Rushing	22	30
PASSING YARDAGE	2042	2446
Att-Comp-Int	294-137-19	292-170-10
Average Per Pass	6.9	8.4
Average Per Catch	14.9	14.4
Average Per Game	185.6	222.4
TDs Passing	12	24
TOTAL OFFENSE	4288	4324
Total Plays	817	696
Average Per Play	5.2	6.2
Average Per Game	389.8	393.1
KICK RETURNS: #YARDS	58-1224	42-879
PUNT RETURNS: #YARDS	13-106	26-254
INT RETURNS: #YARDS	10-18	19-181
KICK RETURN AVERAGE	21.1	20.9
PUNT RETURN AVERAGE	8.2	9.8
INT RETURN AVERAGE	1.8	9.5
FUMBLES-LOST	27-18	25-17
PENALTIES-YARDS	108-955	66-563
Average Per Game	86.8	51.2
PUNTS-YARDS	44-1706	38-1339
Average Per Punt	38.8	35.2
Net punt average	33.0	32.4
TIME OF POSSESSION/GAME	32:53	27:06
3RD-DOWN CONVERSIONS	68/165	56/135
3rd-Down Pct	41%	41%
4TH-DOWN CONVERSIONS	17/31	14/23
4th-Down Pct	55%	61%
SACKS BY-YARDS	13-111	23-186
MISC YARDS	62	45
TOUCHDOWNS SCORED	35	54
FIELD GOALS-ATTEMPTS	6-13	9-11
PAT-ATTEMPTS	27-32	43-49
ATTENDANCE	16555	26103
Games/Avg Per Game	6/2759	5/5221

Score by Quarters	1st	2nd	3rd	4th	Total
Washburn	56	93	46	68	- 263
Opponents	81	162	79	78	- 400

Rushing

	GP	Att	Gain	Loss	Net	Avg	TD	Long	Avg/G
Hickel,Dustin	11	143	728	188	540	3.8	5	68	49.1
Schuerman,Tyler	8	118	590	113	477	4.0	6	36	59.6
Rainer,Brandon	10	88	478	15	463	5.3	9	60	46.3
Humphrey,Darryl	11	39	251	10	241	6.2	0	24	21.9
Johnson,Joshua	11	27	177	3	174	6.4	0	19	15.8
Jones,Reggie	10	39	104	2	102	2.6	2	11	10.2
Huelsman,Chris	10	22	101	11	90	4.1	0	18	9.0
Zandevakili,And	10	12	56	1	55	4.6	0	16	5.5
Smith,Travis	10	5	47	0	47	9.4	0	26	4.7
Snyder,Cody	6	10	44	0	44	4.4	0	11	7.3
Crain,Corey	9	10	30	0	30	3.0	0	8	3.3
McNeal,Colon	11	4	14	3	11	2.8	0	8	1.0
Wimpy,Jeff	11	1	1	0	1	1.0	0	1	0.1
Ichabods	7	5	0	29	-29	-5.8	0	0	-4.1
Total	11	523	2621	375	2246	4.3	22	68	204.2
Opponents	11	404	2200	322	1878	4.6	30	77	170.7

Passing

	GP	Effic	A-C-I	Pct	Yds	TD	Lng	
Avg/G								
Hickel,Dustin	11	91.22	153-71-13	46.4	1008	3	46	91.6
Schuerman,Tyler	8	121.83	140-66-6	47.1	1034	9	51	129.2
Ichabods	7	0.00	1-0-0	0.0	0	0	0	0.0
Total	11	105.49	294-137-19	46.6	2042	12	51	185.6
Opponents	11	148.86	292-170-10	58.2	2446	24	83	222.4

Receiving

	GP	No.	Yds	Avg	TD	Long	Avg/G
McNeal,Colon	11	43	732	17.0	8	50	66.5
Whittle,Chris	10	26	407	15.7	0	41	40.7
Humphrey,Darryl	11	18	242	13.4	1	51	22.0
Huelsman,Chris	10	12	176	14.7	1	38	17.6
Archie,Quentin	9	9	159	17.7	0	41	17.7
Snyder,Cody	6	6	81	13.5	0	27	13.5
Johnson,Joshua	11	5	59	11.8	1	20	5.4
Rainer,Brandon	10	4	18	4.5	0	9	1.8
Jones,Reggie	10	4	10	2.5	0	5	1.0
Crain,Corey	9	3	85	28.3	0	33	9.4
Fowler,Kyle	8	2	28	14.0	0	21	3.5
Zandevakili,And	10	2	19	9.5	1	10	1.9
Gant,Matt	7	1	12	12.0	0	12	1.7
Smith,Travis	10	1	12	12.0	0	12	1.2
Kraisinger,Kip	10	1	2	2.0	0	2	0.2
Total	11	137	2042	14.9	12	51	185.6
Opponents	11	170	2446	14.4	24	83	222.4

Total Offense

	G	Plays	Rush	Pass	Total	Avg/G
Hickel,Dustin	11	296	540	1008	1548	140.7
Schuerman,Tyler	8	258	477	1034	1511	188.9
Rainer,Brandon	10	88	463	0	463	46.3
Humphrey,Darryl	11	39	241	0	241	21.9
Johnson,Joshua	11	27	174	0	174	15.8
Jones,Reggie	10	39	102	0	102	10.2
Huelsman,Chris	10	22	90	0	90	9.0
Zandevakili,And	10	12	55	0	55	5.5
Smith,Travis	10	5	47	0	47	4.7
Snyder,Cody	6	10	44	0	44	7.3
Crain,Corey	9	10	30	0	30	3.3
McNeal,Colon	11	4	11	0	11	1.0
Wimpy,Jeff	11	1	1	0	1	0.1
Ichabods	7	6	-29	0	-29	-4.1
Total	11	817	2246	2042	4288	389.8
Opponents	11	696	1878	2446	4324	393.1

Punt Returns

	No.	Yds	Avg	TD	Long
Hopson,Cowan	6	42	7.0	0	26
Huelsman,Chris	3	34	11.3	0	14
Hayes,Patrick	2	16	8.0	0	9
McNeal,Colon	2	14	7.0	0	14
Total	13	106	8.2	0	26
Opponents	26	254	9.8	0	46

Kick Returns

	No.	Yds	Avg	TD	Long
Hayes, Patrick	24	562	23.4	0	51
McNeal, Colon	13	323	24.8	0	62
Hopson, Cowan	5	85	17.0	0	27
Crain, Corey	4	91	22.8	0	33
Humphrey, Darryl	3	74	24.7	0	42
Kraisinger, Kip	3	17	5.7	0	17
Huelsman, Chris	2	49	24.5	0	25
Harris, Todd	2	9	4.5	0	5
Hoytal, John	1	0	0.0	0	0
Rainer, Brandon	1	14	14.0	0	14
Total	58	1224	21.1	0	62
Opponents	42	879	20.9	0	62

Scoring

	TD	FGs	Kick	Rush	Recv	Pass	DXP	Saf	Points
Rainer, Brandon	9	0-0	0-0	0-0	0	0-0	0	0	54
McNeal, Colon	8	0-0	0-0	0-0	0	0-0	0	0	48
Bowers, Jason	0	6-13	27-32	0-0	0	0-0	0	0	45
Schuerman, Tyler	6	0-0	0-0	0-0	0	2-2	0	0	36
Hickel, Dustin	5	0-0	0-0	1-1	0	0-0	0	0	32
Jones, Reggie	2	0-0	0-0	0-0	0	0-0	0	0	12
Johnson, Joshua	1	0-0	0-0	0-0	0	0-0	0	0	6
Huelsman, Chris	1	0-0	0-0	0-0	0	0-0	0	0	6
Zandevakili, And	1	0-0	0-0	0-0	0	0-0	0	0	6
Humphrey, Darryl	1	0-0	0-0	0-0	0	0-0	0	0	6
Smith, Darold	1	0-0	0-0	0-0	0	0-0	0	0	6
Whittle, Chris	0	0-0	0-0	0-0	1	0-0	0	0	2
Snyder, Cody	0	0-0	0-0	0-0	1	0-0	0	0	2
Ichabods	0	0-0	0-0	0-0	0	0-0	0	1	2
Total	35	6-13	27-32	1-1	2	2-2	0	1	263
Opponents	54	9-11	43-49	1-3	2	2-2	0	0	400

All-Purpose

	G	Rush	Rec	PR	KOR	IR	FR	Tot	Avg/G
McNeal, Colon	11	11	732	14	323	0	0	1080	98.2
Hayes, Patrick	10	0	0	16	562	-3	0	575	57.5
Humphrey, Darryl	11	241	242	0	74	0	0	557	50.6
Hickel, Dustin	11	540	0	0	0	0	0	540	49.1
Rainer, Brandon	10	463	18	0	14	0	0	495	49.5
Schuerman, Tyler	8	477	0	0	0	0	0	477	59.6
Whittle, Chris	10	0	407	0	0	0	0	407	40.7
Huelsman, Chris	10	90	176	34	49	0	0	349	34.9
Johnson, Joshua	11	174	59	0	0	0	0	233	21.2
Crain, Corey	9	30	85	0	91	0	0	206	22.9
Archie, Quentin	9	0	159	0	0	0	0	159	17.7
Hopson, Cowan	6	0	0	42	85	0	0	127	21.2
Snyder, Cody	6	44	81	0	0	0	0	125	20.8
Jones, Reggie	10	102	10	0	0	0	0	112	11.2
Zandevakili, And	10	55	19	0	0	0	0	74	7.4
Smith, Travis	10	47	12	0	0	0	0	59	5.9
Smith, Darold	11	0	0	0	0	13	37	50	4.5
Fowler, Kyle	8	0	28	0	0	0	0	28	3.5
Kitchener, Mike	11	0	0	0	0	0	25	25	2.3
Kraisinger, Kip	10	0	2	0	17	0	0	19	1.9
Gant, Matt	7	0	12	0	0	0	0	12	1.7
Harris, Todd	11	0	0	0	9	0	0	9	0.8
Schembri, Larry	11	0	0	0	0	8	0	8	0.7
Wimpy, Jeff	11	1	0	0	0	0	0	1	0.1
Ichabods	7	-29	0	0	0	0	0	-29	-4.1
Total	11	2246	2042	106	1224	18	62	5698	518.0
Opponents	11	1878	2446	254	879	181	45	5683	516.6

Punting

	No.	Yds	Avg	Long	TB	FC	I20	Blkd
Roth, Eric	44	1706	38.8	60	4	3	8	0
Total	44	1706	38.8	60	4	3	8	0
Opponents	38	1339	35.2	52	2	2	11	0

Field Goals

	FGM-FGA	Pct	01-19	20-29	30-39	40-49	50-99	Lg	Blk
Bowers, Jason	6-13	46.2	0-0	1-3	3-6	2-4	0-0	45	3

Defensive Statistics

	-Tackles-				-Sacks-		-Pass Def-		-Fumbles-	
	GP	UT	AT	Total	R. No	Yds	Int	Blk	QH	Rec
Schembri, Larry	11	44	46	90	15-57	40-34	1-8	2	1	20
Potts, Jeremy	11	31	39	70	5-23	10-15	1-0	5		10
Corcoran, Joe	11	33	32	65	9-36	20-13		6	1	20
Smith, Darold	11	44	18	62	1-1		1-13	6		137
Hayes, Patrick	10	39	17	56	3-13		3-3	7		20
Wimpy, Jeff	11	21	27	48	5-19	10-10	1-0	4		2
Ross, Jason	9	16	31	47	8-27	05-9				1
Kitchener, Mike	11	12	29	41	7-26					2-25
Taylor, Eric	11	12	23	35	7-20	10-5				1-0
Simmons, Chris	7	16	19	35	1-2		1-0	2		1-0
Gonzales, Rolly	10	13	13	26	6-31	20-16				1-0
Harris, Todd	11	11	14	25				2		1-0
Wilson, Dan	11	13	11	24	2-2		1-0	2		20
Huske, Ryan	11	9	15	24	8-36	15-18				1
Meyer, Blake	6	5	4	9						
Gordon, Chad	10	4	5	9	2-3					
Fowler, Kyle	8	5	3	8						
Durler, Matt	10	1	6	7						
Rainer, Brandon	10	4	2	6						
Crain, Corey	9	5	1	6	1-5		1-0	4		
Barth, Jacob	6	4	1	5						1-0
Mayes, Jonathan	8	3	1	4	1-2					
Peel, Brian	7	1	3	4						
Cline, Dustin	4	3	1	4						
Bowers, Jason	11	2		2						
Otwell, Clayton	2	2		2						
Whittle, Chris	10	2		2						
Roth, Eric	11	2		2						
McNeal, Colon	11	2		2						
Tatum, Eric	9	1		1						
Johnson, Joshua	11	1		1						
Hickel, Dustin	11	1		1						
Archie, Quentin	9		1	1						
Grove, Anders	10	1		1						
Smith, Jermaine	10	1		1						
Kraisinger, Kip	10	1		1						
Wolff, Billy	10	1		1						
Ichabods	7									1
Total	11	366	362	728	81-303	13-111	10-18	40	17-62	14
Opponents	11	463	350	813	75-314	23-186	19-181	51	18-45	11

Time of Possession

Opponent	Score	Overall	1st	2nd	3rd	4th
at UWL	L 18-37	30:04	9:21	6:43	7:14	6:46
LU	W 31-20	33:55	8:58	6:45	9:06	9:06
at PSU	L 21-51	33:16	9:00	8:04	6:08	10:04
MSSC	W 29-28	26:39	7:40	6:37	9:00	3:22
at NWMSU	L 17-52	24:55	4:13	8:36	10:50	1:16
TSU	L 26-27	28:02	5:21	8:35	8:01	6:05
CMSU	L 34-58	36:59	9:19	11:25	9:08	7:07
at MWSC	L 6-27	40:57	9:08	12:14	10:17	9:18
at ESU	L 19-38	37:30	5:57	8:38	10:17	12:38
UMR	W 42-14	32:35	7:28	6:19	9:50	8:58
SBU	L 20-48	36:55	7:22	8:25	8:08	13:00
Washburn	Total	361:47	83:47	92:21	97:59	87:40
	Avg.	32:53	7:37	8:23	8:54	7:58
Opponents	Total	298:10	81:13	72:39	67:01	77:17
	Avg	27:06	7:23	6:36	6:05	7:01

