


# 2003 SEASON FLASHBACK

**2003 MIAA  
Freshman of  
the Year**  
Trent  
**Hearn**



Second  
Team  
All-MIAA  
Grant  
**Gould**



Honorable  
Mention  
All-MIAA  
Tyrone  
**Barrett**



Honorable  
Mention  
All-MIAA  
Mike  
**Odupitan**



Honorable  
Mention  
All-MIAA  
Josh  
**Looney**



Honorable  
Mention  
All-MIAA  
Fletcher  
**Terrell**

# Ichabods make strides in 2nd season under new coaching staff

Two steps forward - no steps back.

That is what the Washburn Ichabod football team accomplished in its second season under head coach Craig Schurig.

The Ichabods, who went 3-8, in the first year of the new coaching staff, improved to 5-6 in year two under Schurig.

"We improved in each area of our program," Schurig said. "We did gain two victories in the win column, but more importantly we continued to establish what we want to do with our team."

The Ichabods started off the season with two straight wins - a 28-0 shutout over Langston and a 28-4 win over Fort Hays State to open Yager Stadium.

"It was important for us to win both of our non-conference games because of the strength of the MIAA," Schurig said. "The win in front of a good crowd as we opened Yager Stadium was great too. Despite the rain, we still had a lot of support in the stands."

The Ichabods were close to a 3-0 record to start the season as they fell in overtime to arch-rival Emporia State. The Hornets were ranked No. 24 in the nation at the time of the game.

"In the fourth quarter we had a chance to run the clock out, but we didn't get the first down when we needed it," Schurig said. "That was the key for them being able to tie the game because they had lots of momentum on offense."

The Hornets scored two touchdowns with 5:37 left in the game to tie the score and scored the only points in overtime as the Hornets won the 100th meeting between the rivals.

Following the loss to the Hornets, the Ichabods would lose their next three games.

A home 12-6 loss to a winless Truman squad the following week led up to a 45-14 loss to Northwest Missouri and a 37-10 loss to No. 3 ranked Pittsburg State dropped the Ichabods to 2-4 and 0-4 in the MIAA.

In the game with Pitt State, the Ichabods scored a touchdown on the second play of the fourth quarter to pull within seven points of the Gorillas. The Ichabods went for the onside kick, but the Gorillas recovered it and then scored three plays later, adding two more scores in the next five minutes to open a 37-10 margin.

"We went for it and it didn't work out and gave them a short field and they end up scoring," Schurig said. "It was something we had to try. Our kids were ready for it, but the field being as soft as it was because of the rain, you're not going to get much of a roll."

The Ichabods would get back on the winning track in dramatic fashion as they recorded a 41-37 come-from-behind victory over Southwest Baptist.

Tyler Schuerman hit Mike Odupitan in the back of the endzone with 1:16 remaining for the win scoring the 24-yard touchdown strike. The Ichabods went for the touchdown and the win instead of the possible game-tying field goal."

"I didn't want to lose the game with the field goal," Schurig said. "I would have rather lost the game attempting the touchdown going for broke to win the game."

The Ichabods won their second straight MIAA game with a 49-24 win over Missouri-Rolla in Topeka on homecoming. In front of nearly 4,000, the Ichabods led from start to finish and

freshman Trent Hearn rushed for 175 yards on 29 carries and three touchdowns.

Against the No. 13 Central Missouri State Mules, the Ichabods fell behind early and never recovered as the Mules went on to a 49-28 win. The Ichabods, who fell behind 21-0, scored to make the score 21-7, but Central added two touchdown scores in 50 seconds and took a 35-7 lead in to the break.

The Ichabods headed to St. Joseph, Mo. to take on Missouri Western in its final road game of the season and fell 30-14. The Ichabods burned up the middle of the field racking up 448 total yards, but the Ichabods also had five interceptions and struggled on special team field goal kicking with two missed attempts.

The Ichabods wrapped up the season with a 38-35 win over Missouri Southern. Hearn went over the 1,000-yard mark and Mike Odupitan returned a kickoff for a touchdown. The game also game marked the first time since 1994, the Ichabods won their final game of the season.

"We lost some close games last season, but we are competing with teams in this league. We're not getting blown out and we're going to use last season as a stepping stone for the 2004 season."





**GUTHRIE, Okla. - Sept. 6** - The Washburn Ichabods opened the 2003 football season with a 28-0 victory over Langston University on the road and snapped a two-game losing streak on opening day in the process.

The Ichabods took only six plays to go 60 yards for a touchdown in their initial drive of the season. Washburn tailback Trent Hearn scampered 29 yards for a touchdown with 12:56 left in the first quarter. Hearn finished the game with 106 yards on 18 carries in his debut in an Ichabod uniform.

Dustin Hickel connected on a touchdown pass for the 13th straight game with 40 seconds left in the opening quarter. Hickel threw a 13-yard touchdown to Sam Sissom to cap a 73-yard drive in 13 plays.

Joe Corcoran capped the first half scoring with a 22-yard touchdown interception return with 5:38 left in the first half. Corcoran finished with nine tackles, a fumble recovery and two interceptions.

After a scoreless third quarter Tyler Schuerman connected with

Cason Lehman on a 30-yard pass on fourth and 11.

The Washburn defense secured the shutout, surrendering just 175 yards on 53 plays.

The defense was led by Morgan Dewey who had 11 tackles and Josh Looney recorded 10. Joe Corcoran had nine tackles and two interceptions and a fumble recovery as well, and was later named the MIAA Defensive Player of the Week.

**Joe Corcoran had one interception which he returned for a touchdown against Langston in the season opener.**



No program available

|                       |                      |
|-----------------------|----------------------|
| Washburn .....        | 28                   |
| Langston .....        | 0                    |
| Jelsman Stadium ..... | 550                  |
| <b>WU</b>             | <b>14 7 0 7 - 28</b> |
| <b>LU</b>             | <b>0 0 0 0 - 0</b>   |

**Scoring Summary:**

**1st Quarter**

12:56 WU - Hearn,Trent 29 yd run (Banion,Derek kick), 6-60 2:04, WU 7 - LANGSTON 0

00:40 WU - Sissom,Sam 13 yd pass from Hickel,Dustin (Banion,Derek kick), 13-73 5:18, WU 14 - LANGSTON 0

**2nd Quarter**

05:38 WU - Corcoran,Joe 22 yd interception return (Banion,Derek kick), , WU 21 - LANGSTON 0

**4th Quarter**

12:46 WU - Lehman,Cason 29 yd pass from Schuerman,Tyler (Banion,Derek kick), 6-49 2:08, WU 28 - LANGSTON 0

**Team Statistics:**

|                            | WU      | LU      |
|----------------------------|---------|---------|
| FIRST DOWNS                | 25      | 10      |
| RUSHES-YARDS (NET)         | 43-237  | 42-132  |
| PASSING YDS (NET)          | 185     | 43      |
| Passes Att-Comp-Int        | 30-14-2 | 11-5-2  |
| OFFENSE PLAYS-YARDS        | 73-422  | 53-175  |
| Fumble Returns-Yards       | 1-0     | 0-0     |
| Punt Returns-Yards         | 5-56    | 1-7     |
| Kickoff Returns-Yards      | 1-28    | 5-129   |
| Interception Returns-Yards | 2-32    | 2-30    |
| Punts (Number-Avg)         | 3-33.3  | 6-34.5  |
| Fumbles-Lost               | 2-2     | 3-3     |
| Penalties-Yards            | 7-70    | 12-98   |
| Possession Time            | 32:05   | 27:55   |
| Third-Down Conversions     | 8 of 13 | 1 of 10 |
| Fourth-Down Conversions    | 1 of 3  | 1 of 2  |
| Red-Zone Scores-Chances    | 1-5     | 0-1     |
| Sacks By: Number-Yards     | 2-11    | 0-0     |

**Individual Statistics:**

**RUSHING:** Washburn-Hearn,Trent 18-106; Hickel,Dustin 7-44; Brown,Chris 6-29; Bland,Rawshawn 2-25; Schuerman,Tyler 2-19; Womack,Jeff 7-15; McCann,Chris 1-minus 1. Langston-Gamble,Ben 18-81; Smith,Courtney 8-28; Kirk,Timon 8-20; Lewis,Hershel 2-5; Simpson,Destin 1-3; Wilcox,Terry 1-minus 1; Williams,Tony 4-minus 4.

**PASSING:** Washburn-Schuerman,Tyler 8-16-1-135; Hickel,Dustin 6-14-1-50. Langston-Williams,Tony 4-8-1-26; Wilcox,Terry 1-3-1-17.

**RECEIVING:** Washburn-Lehman,Cason 4-60; Sissom,Sam 3-33; Benning,DaWight 2-49; Odupitan,Mike 2-29; Burgess,Marquet 1-11; Bland,Rawshawn 1-2; Scott,Jeff 1-1. Langston-White,Chris 3-28; Gamble,Ben 1-8; Samuels,Corey 1-7.

**INTERCEPTIONS:** Washburn-Corcoran,Joe 2-32. Langston-Harley,Jamal 1-30; Bridgeman,Allen 1-0.

**FUMBLES:** Washburn-Hearn,Trent 2-2. Langston-Gamble,Ben 1-1; Wilcox,Terry 1-1; White,Chris 1-1.

**Topeka - Sept. 13** - The Washburn Ichabods opened Yager Stadium at Moore Bowl with a 28-4 win over in-state rival Fort Hays State.


Washburn got on the board first on Trent Hearn's 59-yard touchdown run with 8:10 left in the opening quarter. Hearn followed with a 7-yard touchdown scamper in the second quarter to help WU to a 14-0 halftime lead. He finished with 137 yards rushing on 22 carries.

Washburn took advantage of penalties to get its next score in the third quarter. Fort Hays State had two penalties totalling 30 yards to give the Ichabods a first down at the 25.

Dustin Hickel connected on the next play with DaWight Benning over the middle for a touchdown and Derek Banion's PAT made it 21-0 with 25 seconds left in the third period.

After allowig their first points with a safety on a sack, Washburn's Eric Taylor took a fumble from FHSU quarterback Josh Todd's hands and scampered 43 yards for WU's final touchdown. The Tigers added two more points on a late safety with four seconds left.

Joe Corcoran, led the Ichabod defense with 13 tackles, including seven solos. Taylor had 10 tackles for the Washburn defense, which gave up only 186 yards of total offense.



**Fort Hays State . . . . . 4**

**Washburn . . . . . 28**

Yager Stadium . . . . . 3,244

|             |          |          |          |          |             |
|-------------|----------|----------|----------|----------|-------------|
| <b>FHSU</b> | <b>0</b> | <b>0</b> | <b>0</b> | <b>4</b> | <b>- 4</b>  |
| <b>WU</b>   | <b>6</b> | <b>8</b> | <b>7</b> | <b>7</b> | <b>- 28</b> |

## Scoring Summary:

### 1st Quarter

08:10 WU - Hearn,Trent 59 yd run (Lehman,Cason pass failed), 3-68 1:23, FHSU 0 - WU 6

### 2nd Quarter

10:24 WU - Hearn,Trent 7 yd run (Lehman,Cason rush), 4-41 1:53, FHSU 0 - WU 14

### 3rd Quarter

00:25 WU - Benning,DaWight 25 yd pass from Hickel,Dustin (Banion,Derek kick), 3-64 1:55, FHSU 0 - WU 21

### 4th Quarter

05:30 FHSU - FHSU safety, , FHSU 2 - WU 21

05:17 WU - Taylor,Eric 43 yd fumble recovery (Banion,Derek kick), , FHSU 2 - WU 28

00:04 FHSU - FHSU safety, , FHSU 4 - WU 28

| <b>Team Statistics:</b>    | <b>WU</b> | <b>FHSU</b> |
|----------------------------|-----------|-------------|
| FIRST DOWNS                | 14        | 16          |
| RUSHES-YARDS (NET)         | 47-98     | 43-178      |
| PASSING YDS (NET)          | 8         | 102         |
| Passes Att-Comp-Int        | 23-10-1   | 22-6-0      |
| OFFENSE PLAYS-YARDS        | 70-186    | 65-280      |
| Fumble Returns-Yards       | 0-0       | 1-43        |
| Punt Returns-Yards         | 2-17      | 6-44        |
| Kickoff Returns-Yards      | 5-90      | 1-20        |
| Interception Returns-Yards | 0-0       | 1-0         |
| Punts (Number-Avg)         | 8-38.2    | 6-27.8      |
| Fumbles-Lost               | 6-3       | 2-0         |
| Penalties-Yards            | 9-76      | 7-55        |
| Possession Time            | 30:17     | 29:43       |
| Third-Down Conversions     | 5 of 16   | 3 of 13     |
| Fourth-Down Conversions    | 0 of 2    | 1 of 4      |
| Red-Zone Scores-Chances    | 0-1       | 1-3         |
| Sacks By: Number-Yards     | 1-11      | 4-23        |

## Individual Statistics:

**RUSHING:** Fort Hays State-Montgomery,John 13-85; Gottschalk,Luke 7-34; Rusco,Jeremy 11-23; Todd,Josh 16-minus 44. Washburn-Hearn,Trent 22-137; Hickel,Dustin 4-28; Schuerman,Tyler 5-13; Bland,Rawshawn 2-2; Brown,Chris 5-0; Huelsman,Chris 5-minus 2. **PASSING:** Fort Hays State-Todd,Josh 10-23-1-88. Washburn-Schuerman,Tyler 3-12-0-56; Hickel,Dustin 3-10-0-46.

**RECEIVING:** Fort Hays State-Brown,Thaddeus 5-36; Rusco,Jeremy 2-20; Gaines,Jamall 2-19; Rebel,Beau 1-13. Washburn-Lehman,Cason 3-63; Benning,DaWight 2-33; Odupitan,Mike 1-6.

**INTERCEPTIONS:** Fort Hays State-None.

Washburn-Smith,Darold 1-0.

**FUMBLES:** Fort Hays State-Todd,Josh 3-1; Gottschalk,Luke 1-1; Freeman,Andre 1-1; Brown,Thaddeus 1-0. Washburn-Hearn,Trent 1-0; Sissom,Sam 1-0.



**Trent Hearn rushed for 137 yards on 22 carries and two touchdowns against Fort Hays State in the Yager Stadium opening.**



**Emporia - Sept. 20** - The Washburn Ichabods lost for the first time falling in overtime 35-28 to Emporia State. The loss dropped the Ichabods to 2-1.

The Ichabods found themselves behind early as the Hornets would score on a 49-yard touchdown pass. On the next drive, Dustin Hickel rushed for a 9-yard touchdown capping an 84-yard, eight-play drive tying the score at seven.


The Ichabods would take the lead on the first play of the second quarter on a Hickel 1-yard touchdown run. The score was set up by a Grant Gould interception return to the 12 yard line. The Ichabod defense would get into the scoring act after Fletcher Terrell tipped a Hornet pass to himself and rushed 60 yards for an interception return making the score 21-7 Ichabods.

On the first play of the fourth quarter, the Hornets finished off a 95-yard drive to cut the Ichabod lead to 21-14.

Trent Hearn finished off a 90-yard drive with a 1-yard touchdown run putting the Ichabods up 28-14. The Hornets would score two touchdowns in the final 5:37 of the game to force overtime.

The Hornets would score on their first possession of overtime and the Ichabods would not score.

Hearn would lead the Ichabods on the ground rushing for 133 yards on 22 carries. It was the third straight game Hearn has reached the century mark. Hickel passed for 160 yards on 10 of 16 passing and Mike Odupitan had four catches for 100 yards. Joe Corcoran had 11 tackles and Morgan Dewey had nine with one sack.



**Washburn . . . . . 28**  
**No. 24 Emporia State . . 35**  
 Welch Stadium. . . . . 6,052

**WU 7 7 7 7 0-28**  
**ESU 7 0 0 21 7-35**

**Scoring Summary:**

**1st Quarter**

07:02 ESU - Richard,J.J. 49 yd pass from Day,Andre (Gray,Justin kick), 4-62 1:57, WU 0 - ESU 7  
 02:31 WU - Hickel,Dustin 9 yd run (Banion,Derek kick), 8-84 4:25, WU 7 - ESU 7

**2nd Quarter**

14:56 WU - Hickel,Dustin 1 yd run (Banion,Derek kick), 4-12 1:38, WU 14 - ESU 7

**3rd Quarter**

11:08 WU - Terrell,Fletche 60 yd interception return (Banion,Derek kick), , WU 21 - ESU 7

**4th Quarter**

14:50 ESU - Sharpe,Rashem 49 yd pass from Hatfield,Tad (Gray,Justin kick), 9-95 2:51, WU 21 - ESU 14

09:13 WU - Hearn,Trent 1 yd run (Banion,Derek kick), 11-90 5:30, WU 28 - ESU 14

05:37 ESU - Sharpe,Rashem 10 yd pass from Hatfield,Tad (Gray,Justin kick), 8-77 3:31, WU 28 - ESU 21

01:07 ESU - Sanders,Josh 1 yd run (Gray,Justin kick), 7-54 1:37, WU 28 - ESU 28

**Overtime**

00:00 ESU - Day,Andre 19 yd pass from Hatfield,Tad (Gray,Justin kick), 13-0 1:07, WU 28 - ESU 35

| <b>Team Statistics:</b>    | <b>WU</b> | <b>ESU</b> |
|----------------------------|-----------|------------|
| FIRST DOWNS                | 17        | 23         |
| RUSHES-YARDS (NET)         | 49-170    | 33-104     |
| PASSING YDS (NET)          | 212       | 363        |
| Passes Att-Comp-Int        | 22-13-1   | 34-21-2    |
| OFFENSE PLAYS-YARDS        | 71-382    | 67-467     |
| Fumble Returns-Yards       | 0-0       | 0-0        |
| Punt Returns-Yards         | 2-13      | 2-8        |
| Kickoff Returns-Yards      | 3-49      | 3-61       |
| Interception Returns-Yards | 2-84      | 1-26       |
| Punts (Number-Avg)         | 3-32.7    | 2-45.0     |
| Fumbles-Lost               | 2-1       | 1-0        |
| Penalties-Yards            | 15-126    | 7-91       |
| Possession Time            | 32:55     | 27:05      |
| Third-Down Conversions     | 7 of 18   | 5 of 12    |
| Fourth-Down Conversions    | 0 of 1    | 1 of 1     |
| Red-Zone Scores-Chances    | 3-5       | 2-3        |
| Sacks By: Number-Yards     | 1-10      | 1-8        |

**Individual Statistics:**

**RUSHING:** Washburn-Hearn,Trent 28-133; Bland,Rawshawyn 1-19; Hickel,Dustin 7-15; Brown,Chris 1-6; Benning,DaWight 1-6; Womack,Jeff 3-0; Schuerman,Tyler 5-minus 2; Ichabods 2-minus 2; Odupitan,Mike 1-minus 5. Emporia State-Paul,Tyler 26-88; Sanders,Josh 5-22; Hatfield,Tad 2-minus 6.  
**PASSING:** Washburn-Hickel,Dustin 10-16-0 160; Schuerman,Tyler 3-6-1-52. Emporia State-Hatfield,Tad 19-32-2-305; Day,Andre 1-1-0-49; Whitworth,Justi 1-1-0-9.  
**RECEIVING:** Washburn-Odupitan,Mike 4-100; Sissom,Sam 3-46; Lehman,Cason 3-44; Scott,Jeff 1-13;  
 Hoytal,John 1-7; Benning,DaWight 1-2. Emporia State-Day,Andre 8-141; Richard,J.J. 4-103; Sharpe,Rashem 3-66; Lamb,Louis 3-21; Sanders,Josh 2-11; Schoenfeld,Scot 1-21.  
**INTERCEPTIONS:** Washburn-Gould,Grant 1-24; Terrell,Fletche 1-60. Emporia State-Scott,John 1-26.



**Morgan Dewey avoids a holding Hornet defender to tackle the ball carrier. Dewey finished the game with nine tackles, including two for loss and a sack.**

**Topeka - Sept. 27** - The Washburn Ichabods were topped by Truman State 12-6 in a battle of field goals. With the loss, the Ichabods fell to 2-2 and 0-2 in the MIAA.

The Ichabods got on the board first with a 26-yard field goal by Derek Banion. The kick snapped a 13-game streak in which the Ichabods have gone without a field goal. In the second quarter, the Bulldogs' Mark Kamphoefner kicked a 23-yard field goal with 11:31 remaining and a 24-yard field goal with 3:47 remaining to take a 6-3 lead into the break.


Kamphoefner added a 20-yard field goal after a 14-play, 66-yard drive and he would add a 36-yard field goal at the 6:25 mark of the fourth quarter.

The Ichabods would drive 33 yards on eight plays with Banion's 31-yard field goal.

The Bulldogs' Jerard Leverson carried the ball 48 times for 204 yards.

Tyler Schuerman led the Ichabods on the ground with seven carries for 48 yards. He also was 6 of 9 for 76 yards with one interception. Mike Odupitan had three receptions for 42 yards and a kickoff return for 47 yards.

Defensively, Grant Gould led the Ichabods with 15 tackles along with a forced fumble and Joe Corcoran had 13.



**Marquetis Burgess had two kickoff returns for 34 yards against the Bulldogs.**

**Truman State . . . . . 12**  
**Washburn . . . . . 6**  
 Yager Stadium . . . . . 3,825

|            |          |          |          |          |          |           |
|------------|----------|----------|----------|----------|----------|-----------|
| <b>TSU</b> | <b>0</b> | <b>6</b> | <b>0</b> | <b>6</b> | <b>-</b> | <b>12</b> |
| <b>WU</b>  | <b>3</b> | <b>0</b> | <b>0</b> | <b>3</b> | <b>-</b> | <b>6</b>  |

## Scoring Summary:

### 1st Quarter

04:44 WU - Banion, Derek 26 yd field goal, 7-15 2:59,  
 TRUMAN 0 - WU 3

### 2nd Quarter

11:31 TRUMAN - Kamphoefner, Mar 23 yd field goal,  
 11-54 3:46, TRUMAN 3 - WU 3

03:47 TRUMAN - Kamphoefner, Mar 24 yd field goal,  
 13-76 4:39, TRUMAN 6 - WU 3

### 4th Quarter

14:13 TRUMAN - Kamphoefner, Mar 20 yd field goal,  
 14-66 6:35, TRUMAN 9 - WU 3  
 06:25 TRUMAN - Kamphoefner, Mar 36 yd field goal,  
 13-45 5:54, TRUMAN 12 - WU 3  
 03:34 WU - Banion, Derek 31 yd field goal, 8-33  
 2:42, TRUMAN 12 - WU 6

| Team Statistics:           | TSU     | WU      |
|----------------------------|---------|---------|
| FIRST DOWNS                | 25      | 10      |
| RUSHES-YARDS (NET)         | 62-234  | 34-115  |
| PASSING YDS (NET)          | 88      | 107     |
| Passes Att-Comp-Int        | 19-8-1  | 20-8-2  |
| OFFENSE PLAYS-YARDS        | 81-322  | 54-222  |
| Fumble Returns-Yards       | 0-0     | 0-0     |
| Punt Returns-Yards         | 0-0     | 1-0     |
| Kickoff Returns-Yards      | 2-29    | 3-81    |
| Interception Returns-Yards | 2-6     | 1-6     |
| Punts (Number-Avg)         | 3-37.0  | 5-32.4  |
| Fumbles-Lost               | 4-1     | 2-0     |
| Penalties-Yards            | 4-30    | 5-43    |
| Possession Time            | 35:09   | 24:51   |
| Third-Down Conversions     | 6 of 15 | 4 of 14 |
| Fourth-Down Conversions    | 1 of 1  | 0 of 1  |
| Red-Zone Scores-Chances    | 4-4     | 2-3     |
| Sacks By: Number-Yards     | 0-0     | 1-7     |

## Individual Statistics:

**RUSHING:** Truman State-Leverson, Jerard 48-204; Eads, A.J. 6-21; Kamphoefner, Mar 1-10; Czeschin, Jake 4-6; Bonner, Ryan 1-3; TEAM 2-minus 10. Washburn-Schuerman, Tyler 7-48; Hearn, Trent 18-27; Hickel, Dustin 5-23; Womack, Jeff 2-9; Odupitan, Mike 1-5; Brown, Chris 1-3.

**PASSING:** Truman State-Czeschin, Jake 8-19-1 88. Washburn-Hickel, Dustin 2-11-1-31; Schuerman, Tyler 6-9-1-76.

**RECEIVING:** Truman State-Schuring, Vance 3 31; Voigt, Cole 2-18; Perry, James 2-10; Walton, James 1-29. Washburn-Odupitan, Mike 3-42; Lehman, Cason 3-35; Hoytal, John 1-17; Sissom, Sam 1-13.

**INTERCEPTIONS:** Truman State-Yokeley, Marcus 1-0; Marble, Matt 1-6. Washburn-Cobb, Terrell 1-6.

**FUMBLES:** Truman State-Leverson, Jerard 2-1; TEAM 2-0. Washburn-Hearn, Trent 1-0; Hickel, Dustin 1-0.



**Maryville, Mo. - Oct. 4 -** The Washburn Ichabods fell 45-14 to the Northwest Missouri State Bearcats.

Washburn fell behind early as the Bearcats picked off passes on each of the Ichabods' first three possessions, returning one of those for a touchdown and the Ichabods were behind 7-0 before three minutes elapsed off the clock.


Trailing 14-0, Trent Hearn got the Ichabods on the scoreboard with a 22-yard touchdown run early in the second quarter.

The Bearcats responded and never looked back after taking a 24-7 lead at the half.

In the second half, the Bearcats scored 21 straight points to open a 45-7 lead. The Ichabods finished the scoring in the game as Tyler Schuerman hooked up with Mike Odupitan for a 12-yard touchdown strike.

Hearn finished with 83 yards on 16 carries, while Tyler Schuerman passed for 129 yards by connecting on 9 of 14 passes and one touchdown.

On defense, the Ichabods were led by Joe Corcoran who had eight tackles, all solo stops, and Grant Gould who had eight tackles including one sack.



**Washburn . . . . . 14**  
**Northwest Missouri . . . 45**  
Rickenbrode Stadium. 6,250

|       |    |    |    |   |   |    |
|-------|----|----|----|---|---|----|
| WU    | 0  | 7  | 0  | 7 | - | 14 |
| NWMSU | 14 | 10 | 14 | 7 | - | 45 |

**Scoring Summary:**

**1st Quarter**

12:19 NWMSU - Whitt 12 yd interception return (Martin,J kick), WU 0 - NWMSU 7

03:21 NWMSU - Rector,J. 27 yd pass from Lamberson (Martin,J kick), 8-78 3:39, WU 0 - NWMSU 14

**2nd Quarter**

14:53 WU - Hearn,Trent 22 yd run (Banion,Derek kick), 7-78 3:22, WU 7 - NWMSU 14

09:00 NWMSU - Martin,J 24 yd field goal, 7-66 3:16, WU 7 - NWMSU 17

02:22 NWMSU - Fiech 2 yd run (Martin,J kick), 9-36 4:13, WU 7 - NWMSU 24

**3rd Quarter**

07:08 NWMSU - Herring 3 yd pass from Lamberson (Martin,J kick), 8-53 3:51, WU 7 - NWMSU 31

02:32 NWMSU - Wells 53 yd run (Martin,J kick), 1-53 0:09, WU 7 - NWMSU 38

**4th Quarter**

13:00 NWMSU - Fiech 5 yd run (Martin,J kick), 5-45 1:45, WU 7 - NWMSU 45

06:47 WU - Odupitan,Mike 12 yd pass from Schuerman,Tyler (Banion,Derek kick), 12-79 6:05, WU 14 - NWMSU 45

| Team Statistics:           | WU      | NWMSU   |
|----------------------------|---------|---------|
| FIRST DOWNS                | 15      | 18      |
| RUSHES-YARDS (NET)         | 40-100  | 33-247  |
| PASSING YDS (NET)          | 187     | 179     |
| Passes Att-Comp-Int        | 29-14-3 | 23-13-2 |
| OFFENSE PLAYS-YARDS        | 69-287  | 56-426  |
| Fumble Returns-Yards       | 0-0     | 0-0     |
| Punt Returns-Yards         | 2-1     | 1-13    |
| Kickoff Returns-Yards      | 7-152   | 3-81    |
| Interception Returns-Yards | 2-37    | 3-34    |
| Punts (Number-Avg)         | 8-26.6  | 3-37.7  |
| Fumbles-Lost               | 0-0     | 0-0     |
| Penalties-Yards            | 5-49    | 4-50    |
| Possession Time            | 33:53   | 26:07   |
| Third-Down Conversions     | 3 of 15 | 5 of 10 |
| Fourth-Down Conversions    | 2 of 2  | 0 of 0  |
| Red-Zone Scores-Chances    | 1-2     | 4-6     |
| Sacks By: Number-Yards     | 1-12    | 4-28    |

**Individual Statistics:**

**RUSHING:** Washburn-Hearn,Trent 16-83; Bland,Rawshawn 3-17; Brown,Chris 2-5; Odupitan,Mike 1-3; Benning,DaWight 1-2; Womack,Jeff 6-1; Hickel,Dustin 3-minus 2; Schuerman,Tyler 8-minus 9. Northwest Mo. St. U.-Fiech 15-105; Wells 6-92; Sherman 4-50; Rector,J. 1-3; Herring 3-minus 1; Lamberson 4-minus 2.

**PASSING:** Washburn-Hickel,Dustin 5-15-3-58; Schuerman,Tyler 9-14-0-129. Northwest Mo. St. U.-Lamberson 12-21-2-174; Mandl 1-2-0-5.

**RECEIVING:** Washburn-Sissom,Sam 5-79; Odupitan,Mike 3-36; Benning,DaWight 2-22; Lehman,Cason 1-34; Hoytal,John 1-10; Brown,Chris 1-4; Bland,Rawshawn 1-2. Northwest Mo. St. U.-Rector,J. 5-81; White 3-80; Herring 2-7; Wells 2-6; Roberts 1-5.

**INTERCEPTIONS:** Washburn-Terrell,Fletche 1-36; Young,Tramaine 1-1. Northwest Mo. St. U.-Whitt 1-12; Helms 1-3; Glover 1-19.



**Tyler Schuerman passed for 129 yards and a touchdown against Northwest Missouri. He completed 9 of 14 attempts for the Ichabods.**

**Topeka - Oct. 11** - The Washburn Ichabods put up a solid fight, but could not overcome 20 fourth quarter points falling to No. 5 ranked Pittsburg State 37-10. With the loss, the Ichabods drop to 2-4 and 0-4 in the MIAA.

The Gorillas scored first on a 22-yard field goal to take a 3-0 lead. The Ichabods would come right back on Connor Sable's 23-yard field goal to knot the score at three. The Gorillas scored a touchdown with 35 seconds left in the first half to take a 10-3 lead into the locker room.

Neither team would score again until the Gorillas pushed the lead to 17-3 at the 2:20 mark of the third quarter. On the next Ichabod drive, Trent Hearn would dive in the endzone to cut the lead to 17-10.

However the Gorillas would score 20-unanswered points scoring three touchdowns over a five-minute span and win the game 37-10.

The Ichabods were limited to six first downs and 149 total yards. Hearn rushed for 56 yards. DaWight Benning had four receptions for 63 yards and Dustin Hickel was 8 of 17 with one interception for 79 yards.

Mike Odupitan had six kickoff returns for 177 yards averaging 29.5 yards a return. On defense, Grant Gould led the Ichabods with 11 tackles and one fumble recovery. Evin Beck and Joe Corcoran each had eight stops and Corcoran also had an interception.



**The Ichabods Evin Beck picks up a sack in Washburn's setback to Pittsburg State. Beck had eight tackles including one for 1-yard in loss.**

**No. 5 Pittsburg State . . 37**  
**Washburn . . . . . 10**  
 Yager Stadium . . . . . 3,325

|            |          |          |          |           |             |
|------------|----------|----------|----------|-----------|-------------|
| <b>PSU</b> | <b>3</b> | <b>7</b> | <b>7</b> | <b>20</b> | <b>- 37</b> |
| <b>WU</b>  | <b>0</b> | <b>3</b> | <b>0</b> | <b>7</b>  | <b>- 10</b> |

**Scoring Summary:**

**1st Quarter**

04:35 PSU - Alleman,Nathan 22 yd field goal, 7-47  
 3:46, PSU 3 - WU 0

**2nd Quarter**

05:04 WU - Sabel,Connor 23 yd field goal, 11-29 5:36,  
 PSU 3 - WU 3  
 00:35 PSU - Race,Germaine 2 yd pass from  
 Philpot,Neal (Alleman,Nathan kick), 12-61 4:29,  
 PSU 10 - WU 3

**3rd Quarter**

02:20 PSU - Race,Germaine 1 yd run (Alleman,Nathan  
 kick), 5-40 1:58, PSU 17 - WU 3

**4th Quarter**

14:49 WU - Hearn,Trent 1 yd run (Sabel,Connor kick),  
 7-43 2:31, PSU 17 - WU 10  
 14:10 PSU - Race,Germaine 11 yd run (Alleman,Nathan  
 kick failed), 3-41 0:39, PSU 23 - WU 10  
 10:40 PSU - Philpot,Neal 1 yd run (Alleman,Nathan  
 kick), 5-42 1:57, PSU 30 - WU 10  
 09:22 PSU - Philpot,Neal 14 yd run (Alleman,Nathan  
 kick), 2-46 0:15, PSU 37 - WU 10

**Team Statistics:**

|                            | <b>WU</b> | <b>TSU</b> |
|----------------------------|-----------|------------|
| FIRST DOWNS                | 21        | 6          |
| RUSHES-YARDS (NET)         | 59-409    | 32-56      |
| PASSING YDS (NET)          | 49        | 93         |
| Passes Att-Comp-Int        | 12-5-1    | 22-11-1    |
| OFFENSE PLAYS-YARDS        | 71-458    | 54-149     |
| Fumble Returns-Yards       | 0-0       | 0-0        |
| Punt Returns-Yards         | 4-57      | 3-17       |
| Kickoff Returns-Yards      | 2-52      | 7-194      |
| Interception Returns-Yards | 1-16      | 1-1        |
| Punts (Number-Avg)         | 5-34.4    | 10-35.4    |
| Fumbles-Lost               | 4-1       | 0-0        |
| Penalties-Yards            | 8-68      | 6-45       |
| Possession Time            | 32:48     | 27:12      |
| Third-Down Conversions     | 5 of 13   | 2 of 14    |
| Fourth-Down Conversions    | 1 of 1    | 2 of 2     |
| Red-Zone Scores-Chances    | 6-8       | 2-2        |
| Sacks By: Number-Yards     | 1-8       | 1-5        |

**Individual Statistics:**

**RUSHING:** Pittsburg St.-Philpot,Neal 23-198;  
 Race,Germaine 11-92; Taylor,Joe 8-44;  
 Bean,Justin 8-28; VanBecelaere,J. 1-19;  
 Majors,Andy 5-18; Strange,Matt 3-10.  
 Washburn-Hearn,Trent 21-56; Hickel,Dustin  
 5-4; Bland,Rawshawn 3-3; Womack,Jeff 1-  
 minus 2; Schuerman,Tyler 2-minus 5.  
**PASSING:** Pittsburg St.-Philpot,Neal 4-9-1-47;  
 Majors,Andy 1-2-0-2; Team 0-1-0-0.  
 Washburn-Hickel,Dustin 8-17-1-79;  
 Schuerman,Tyler 3-5-0-14.  
**RECEIVING:** Pittsburg St.-Race,Germaine 2-9;  
 Noble,Ryan 1-30; Bell,Aaron 1-8;  
 Philpot,Neal 1-2. Washburn - Benning,  
 DaWight 4-63; Sissom,Sam 3-3; Hearn,Trent  
 2-14; Odupitan,Mike 1-10; Bland,Rawshawn  
 1-3.  
**INTERCEPTIONS:** Pittsburg St.-Meier,Adam 1-  
 16. Washburn-Corcoran,Joe 1-1.  
**FUMBLES:** Pittsburg St.-Philpot,Neal 2-0;  
 Sauber,Matt 1-0; Bean,Justin 1-1. Washburn-  
 None.




**Bolivar, Mo. - Oct. 18** - The Washburn Ichabods dashed the Southwest Bearcats homecoming celebration with a come-from-behind 41-37 win.

The Ichabods' Tyler Schuerman hooked up with Mike Odupitan on a 24-yard touchdown strike on a fourth and 11 with 1:11 left to cap a 13-point fourth quarter for the Ichabods and put them on top 41-37. Brooks Myers sealed the deal with an interception on the final drive of the game as the Ichabods would run out the clock.

The Ichabods fell behind early as the Bearcats got on the board first with a field goal on their opening possession. After a Trent Hearn touchdown run, the Bearcats would cut the lead to one on another field goal. The Ichabods would take the lead on a bit of trickery as wideout Cason Lehman hit Sam Sissom on an option pass for 65 yards lifting the Ichabod lead to 14-6. The Ichabods would use another long pass play as Dustin Hickel hit Odupitan on a 55-yard touchdown pass.

The Bearcats would score 17 points in the third quarter to take a 29-28 lead. The teams would trade touchdowns to set up the Ichabods winning drive.



**Cason Lehman hit Sam Sissom for a 65-yard touchdown pass in the Ichabods win over Southwest Baptist. The pass play was the longest touchdown strike of the season for the Ichabods.**

**Washburn . . . . . 41**  
**Southwest Baptist . . . . 37**  
 Plaster Stadium . . . . 2,732

**WU 14 14 0 13 - 41**  
**SBU 6 6 17 8 - 37**

**Scoring Summary:**

**1st Quarter**

11:45 SBU - Mattson, Steve 35 yd field goal, 8-47 3:15,  
 WU 0 - SBU 3

06:35 WU - Hearn, Trent 8 yd run (Sabel, Connor kick),  
 11-61 5:02, WU 7 - SBU 3

00:48 SBU - Mattson, Steve 31 yd field goal, 13-67  
 5:43, WU 7 - SBU 6

00:34 WU - Sissom, Sam 65 yd pass from  
 Lehman, Cason (Sabel, Connor kick), 1-65 0:10, WU  
 14 - SBU 6

**2nd Quarter**

10:45 WU - Odupitan, Mike 55 yd pass from  
 Hickel, Dustin (Sabel, Connor kick), 5-74 2:51, WU  
 21 - SBU 6

01:56 SBU - Green, Marc 2 yd pass from Schuck, Mark  
 (Schuck, Mark pass intcpt), 7-80 2:46, WU 21 - SBU  
 12

00:55 WU - Sissom, Sam 55 yd pass from Hickel, Dustin  
 (Sabel, Connor kick), 5-80 0:56, WU 28 - SBU 12

**3rd Quarter**

11:47 SBU - Kirven, Marco 33 yd run (Mattson, Steve  
 kick), 3-42 1:34, WU 28 - SBU 19

08:16 SBU - Mattson, Steve 26 yd field goal, 4-2 1:36,  
 WU 28 - SBU 22

03:24 SBU - Kirven, Marco 18 yd run (Mattson, Steve  
 kick), 5-53 2:25, WU 28 - SBU 29

**4th Quarter**

10:09 WU - Hearn, Trent 15 yd run (Bland, Rawshaw  
 rush failed), 8-49 3:58, WU 34 - SBU 29

08:06 SBU - Lyons, Dimetric 60 yd pass from  
 Schuck, Mark (Green, Marc pass), 4-70 1:57, WU 34  
 - SBU 37

01:11 WU - Odupitan, Mike 24 yd pass from  
 Schuerman, Tyler (Sabel, Connor kick), 10-67 1:21,  
 WU 41 - SBU 37

**Team Statistics:**

|                            | WU      | SBU     |
|----------------------------|---------|---------|
| FIRST DOWNS                | 20      | 24      |
| RUSHES-YARDS (NET)         | 37-167  | 46-193  |
| PASSING YDS (NET)          | 304     | 242     |
| Passes Att-Comp-Int        | 29-18-0 | 30-22-1 |
| OFFENSE PLAYS-YARDS        | 66-471  | 76-435  |
| Fumble Returns-Yards       | 0-0     | 0-0     |
| Punt Returns-Yards         | 2-24    | 1-13    |
| Kickoff Returns-Yards      | 7-137   | 3-57    |
| Interception Returns-Yards | 1-5     | 0-0     |
| Punts (Number-Avg)         | 5-19.6  | 3-24.3  |
| Fumbles-Lost               | 2-1     | 3-1     |
| Penalties-Yards            | 5-49    | 2-10    |
| Possession Time            | 26:25   | 33:35   |
| Third-Down Conversions     | 3 of 13 | 8 of 16 |
| Fourth-Down Conversions    | 4 of 4  | 0 of 1  |
| Red-Zone Scores-Chances    | 2-4     | 5-5     |
| Sacks By: Number-Yards     | 1-6     | 2-17    |

**Individual Statistics:**

**RUSHING:** Washburn-Hearn, Trent 23-131;  
 Brown, Chris 1-24; Odupitan, Mike 2-16;  
 Bland, Rawshaw 3-11; Schuerman, Tyler 2-9;  
 Ichabods 1-minus 1; Hickel, Dustin 5-minus 23.  
**Southwest Baptist-Kirven, Marco 29-198;**  
 Boykin, Deon 11-37.

**PASSING:** Washburn-Hickel, Dustin 10-16-0-176;  
 Schuerman, Tyler 7-12-0-63; Lehman, Cason 1-  
 1-0-65. **Southwest Baptist-Schuck, Mark 21-26-**  
 1-241.

**RECEIVING:** Washburn-Sissom, Sam 6-141;  
 Odupitan, Mike 3-89; Benning, DaWight 3-30;  
 Bland, Rawshaw 2-10; Lehman, Cason 1-11;  
 Scott, Jeff 1-10; Hoytal, John 1-7; Hearn, Trent  
 1-6. **Southwest Baptist-Green, Marc 10-95;**  
 Rogers, David 5-44; Lyons, Dimetric 4-75;  
 Bergquist, Jerem 1-19; Kirven, Marco 1-10.

**INTERCEPTIONS:** Washburn-Myers, Brooks 1-5.  
 Southwest Baptist-None.


**Topeka - Oct. 25** - The Washburn Ichabods used a big fourth quarter to pull away from Missouri-Rolla in a 49-24 homecoming win. The Ichabods scored the 21 points in a 6:10 span in the fourth quarter for the win.

The Ichabods opened up a 28-7 lead on a Trent Hearn touchdown run and three Dustin Hickel touchdown passes, two to Sam Sissom on a pair of 14-yard strikes and to Mike Odupitan on a 11-yard pass.

The Miners would come back and score 17 unanswered points to cut the lead to 28-24 with 14:47 left in the game before the Ichabods would roll up 21 straight points leading to the win.

Trent Hearn had three touchdown runs of 4-, 2- and 6- yards enroute to career-high 175 yards on 29 carries. Hickel finished with 168 yards passing and three touchdowns. Sissom finished with 100 yards receiving and two touchdowns.

Morgan Dewey and Grant Gould each had 10 tackles for the Ichabods.



**Sam Sissom eyes the endzone on one of his two touchdown receptions. Each touchdown was 14 yards and he finished the game with five catches for 100 yards.**

**Missouri-Rolla . . . . . 24**  
**Washburn . . . . . 49**  
 Yager Stadium . . . . . 3,950

|            |          |           |           |           |             |
|------------|----------|-----------|-----------|-----------|-------------|
| <b>UMR</b> | <b>0</b> | <b>7</b>  | <b>14</b> | <b>3</b>  | <b>- 24</b> |
| <b>WU</b>  | <b>7</b> | <b>21</b> | <b>0</b>  | <b>21</b> | <b>- 49</b> |

## Scoring Summary:

### 1st Quarter

00:11 WU - Hearn,Trent 4 yd run (Sabel,Connor kick), 4-23 1:45, UMR 0 - WU 7

### 2nd Quarter

11:19 UMR - Moss,Clint 14 yd pass from Gray,Evan (Armbruster,Marc kick), 11-74 3:49, UMR 7 - WU 7

08:57 WU - Sissom,Sam 14 yd pass from Hickel,Dustin (Sabel,Connor kick), 5-80 2:22, UMR 7 - WU 14

01:14 WU - Odupitan,Mike 11 yd pass from Hickel,Dustin (Sabel,Connor kick), 9-69 3:07, UMR 7 - WU 21

00:16 WU - Sissom,Sam 14 yd pass from Hickel,Dustin (Sabel,Connor kick), 3-35 0:22, UMR 7 - WU 28

### 3rd Quarter

10:59 UMR - Stosic,Uros 12 yd pass from Gray,Evan (Armbruster,Marc kick), 4-40 1:19, UMR 14 - WU 28

06:37 UMR - Stosic,Uros 5 yd pass from Gray,Evan (Armbruster,Marc kick), 11-69 2:46, UMR 21 - WU 28

### 4th Quarter

14:47 UMR - Armbruster,Marc 38 yd field goal, 8-46 2:10, UMR 24 - WU 28

09:27 WU - Hearn,Trent 2 yd run (Sabel,Connor kick), 5-34 1:47, UMR 24 - WU 35

05:24 WU - Hearn,Trent 6 yd run (Sabel,Connor kick), 6-64 2:29, UMR 24 - WU 42

03:17 WU - Lehman,Cason 27 yd pass from Schuerman,Tyler (Sabel,Connor kick), 3-27 1:31, UMR 24 - WU 49

### Team Statistics:

|                            | UMR     | WU      |
|----------------------------|---------|---------|
| FIRST DOWNS                | 24      | 28      |
| RUSHES-YARDS (NET)         | 30-57   | 51-318  |
| PASSING YDS (NET)          | 313     | 236     |
| Passes Att-Comp-Int        | 52-30-2 | 28-16-1 |
| OFFENSE PLAYS-YARDS        | 82-370  | 79-554  |
| Fumble Returns-Yards       | 0-0     | 0-0     |
| Punt Returns-Yards         | 1-0     | 6-76    |
| Kickoff Returns-Yards      | 8-120   | 3-53    |
| Interception Returns-Yards | 1-0     | 2-46    |
| Punts (Number-Avg)         | 7-39.6  | 5-33.0  |
| Fumbles-Lost               | 0-0     | 4-2     |
| Penalties-Yards            | 1-10    | 6-60    |
| Possession Time            | 26:28   | 33:10   |
| Third-Down Conversions     | 5 of 17 | 6 of 13 |
| Fourth-Down Conversions    | 1 of 3  | 0 of 1  |
| Red-Zone Scores-Chances    | 3-3     | 6-6     |
| Sacks By: Number-Yards     | 0-0     | 4-35    |

### Individual Statistics:

**RUSHING:** Missouri-Rolla-Miller,Keenan 17-68; Lester,Dan 5-16; Team 1-minus 1; Gray,Evan 7-minus 26. Washburn-Hearn,Trent 29-175; Odupitan,Mike 3-62; Hickel,Dustin 5-28; Bland,Rawshawn 4-19; Womack,Jeff 4-13; Lehman,Cason 1-9; Schuerman,Tyler 2-8; McCann,Chris 2-2; Kraisinger,Kip 1-2.

**PASSING:** Missouri-Rolla-Gray,Evan 26-48-2-278; Becker,Mark 4-4-0-35. Washburn-Hickel,Dustin 13-22-1-168; Schuerman,Tyler 3-6-0-68.

**RECEIVING:** Missouri-Rolla-Fischer,Brett 8-76; Stosic,Uros 7-80; Drussa,Cole 6-70; Moss,Clint 5-62; Smith,Antwan 3-27; Lester,Dan 1-minus 2. Washburn-Sissom,Sam 5-100; Lehman,Cason 4-63; Odupitan,Mike 3-26; Bland,Rawshawn 2-16; Hoytal,John 1-19; Scott,Jeff 1-12.

**INTERCEPTIONS:** Missouri-Rolla-Williams,Nathan 1-0. Washburn-Terrell,Fletcher 1-36; Meyer,Blake 1-10.



**Topeka - Nov. 1** - A 21-point Central Missouri first quarter was too much for the Ichabods to overcome as they fell to the No. 13 Mules 49-28 in Yager Stadium at Moore Bowl.

The Mules jumped on the scoreboard quickly with a three-play 87-yard drive. The Mules would score two more touchdowns to take a 21-0 lead. The Ichabods would get on the scoreboard with a 49-yard drive capped by a Dustin Hickel to Mike Odupitan touchdown pass with 8:36 in the second quarter.


The Mules would then score two touchdowns over a 50 second period before the half to turn a 21-7 lead into a 35-7 halftime advantage.

The Ichabods would then score on an 80-yard drive on a 12-yard Tyler Schuerman scamper to make the score 35-13. The Mules would put the game out of reach as they would score on a 44-yard touchdown pass on a one-play drive.

The Ichabods would add a pair of touchdowns, the first on a Trent Hearn 1-yard plunge and the second on a 16-yard pass reception by Odupitan from Schuerman.

Hearn led the Ichabods with 115 yards rushing and one touchdown. He moved within 37 yards of a 1,000 for the season. Schuerman was 9 of 18 for 209 yards in the second half with one touchdown.

The defense was led by Joe Corcoran who had 12 tackles. Brooks Myers had 10 tackles, including three for loss and Grant Gould had nine.



**Brooks Myers had 10 tackles including three loss in the Ichabods 49-28 loss to the Mules.**

**No. 13 Central Missouri 49**  
**Washburn . . . . . 28**  
 Yager Stadium . . . . . 2,250

**CMSU 21 14 7 7 - 49**  
**WU 0 7 6 15 - 28**

**Scoring Summary:**

**1st Quarter**

14:10 CMSU - Coleman,Kegan 4 yd run  
 (Starks,Brandon kick), 3-87 0:50, CMSU 7 - WU 0

06:26 CMSU - Thompson,Lee 1 yd run  
 (Starks,Brandon kick), 5-27 2:10, CMSU 14 - WU 0

01:06 CMSU - Maxwell,Ted 8 yd pass from Sangster,Jimmy (Starks,Brandon kick), 7-49 2:55, CMSU 21 - WU 0

**2nd Quarter**

08:36 WU - Odupitan,Mike 6 yd pass from Hickel,Dustin (Sabel,Connor kick), 14-74 7:23, CMSU 21 - WU 7

01:39 CMSU - Conner,Jimmy 16 yd pass from Sangster,Jimmy (Starks,Brandon kick), 5-61 1:49, CMSU 28 - WU 7

00:49 CMSU - Coleman,Kegan 12 yd pass from Sangster,Jimmy (Starks,Brandon kick), 5-25 0:42, CMSU 35 - WU 7

**3rd Quarter**

03:34 WU - Schuerman,Tyler 12 yd run (Sabel,Connor kick failed), 5-80 1:59, CMSU 35 - WU 13

02:59 CMSU - Heiskell,Jamison 44 yd pass from Sangster,Jimmy (Starks,Brandon kick), 1-34 0:24, CMSU 42 - WU 13

**4th Quarter**

14:00 WU - Hearn,Trent 1 yd run (Benning,DaWight pass), 7-58 3:54, CMSU 42 - WU 21

10:49 CMSU - Coleman,Kegan 23 yd run (Starks,Brandon kick), 6-66 3:11, CMSU 49 - WU 21

07:35 WU - Odupitan,Mike 16 yd pass from Schuerman,Tyler (Sabel,Connor kick), 8-71 3:06, CMSU 49 - WU 28

| Team Statistics:           | CMSU    | WU      |
|----------------------------|---------|---------|
| FIRST DOWNS                | 22      | 24      |
| RUSHES-YARDS (NET)         | 38-202  | 40-180  |
| PASSING YDS (NET)          | 251     | 280     |
| Passes Att-Comp-Int        | 24-13-0 | 34-15-4 |
| OFFENSE PLAYS-YARDS        | 62-453  | 74-460  |
| Fumble Returns-Yards       | 0-0     | 0-0     |
| Punt Returns-Yards         | 2-1     | 2-9     |
| Kickoff Returns-Yards      | 3-80    | 7-137   |
| Interception Returns-Yards | 4-21    | 0-0     |
| Punts (Number-Avg)         | 5-37.8  | 4-28.8  |
| Fumbles-Lost               | 0-0     | 1-0     |
| Penalties-Yards            | 12-110  | 10-91   |
| Possession Time            | 27:34   | 32:26   |
| Third-Down Conversions     | 4 of 10 | 3 of 12 |
| Fourth-Down Conversions    | 0 of 0  | 3 of 5  |
| Red-Zone Scores-Chances    | 5-6     | 4-6     |
| Sacks By: Number-Yards     | 3-24    | 1-6     |

**Individual Statistics:**

RUSHING: Central Missouri St.-Coleman, Kegan 20-114; Thompson,Lee 6-45; Patton,Dustin 7-22; Sangster,Jimmy 5-21. Washburn-Hearn,Trent 26-115; Schuerman, Tyler 4-22; Odupitan,Mike 1-12; Hickel, Dustin 5-12; Brown,Chris 1-11; Bland, Rawshawn 2-5; Lehman,Cason 1-3.

PASSING: Central Missouri St.-Sangster,Jimmy 13-24-0-251. Washburn-Schuerman,Tyler 9-18-1-209; Hickel,Dustin 6-16-3-71.

RECEIVING: Central Missouri St.-Maxwell,Ted 5-135; Conner,Jimmy 3-21; Coleman,Kegan 2-32; Heiskell,Jamison 1-44; Vassor,Paul 1-14; Stowers,Keith 1-5. Washburn-Benning, DaWight 4-136; Lehman,Cason 4-56; Odupitan,Mike 4-42; Sissom,Sam 3-46.

**St. Joseph, Mo.** - Nov. 8 - The Washburn Ichabods fell 30-14 in their final road game of the season to Missouri Western.

The Griffons led from the start taking the opening kickoff and driving 65 yards on eight plays. The Griffons would add another score on a 20 yard touchdown pass to take a 13-0 lead as the extra point attempt was blocked by Eric Taylor.

Washburn would get on the board on a 31-yard touchdown strike from Tyler Schuerman to Sam Sissom capping a 76-yard, 11-play drive. Missouri Western would score 10 points over a 3:24 period to take a 23-7 lead into the break at halftime.

The Ichabods then took the opening kickoff of the second half and drive 60 yards scoring a touchdown on a Chris Brown 1-yard plunge to cut the lead to 23-14. The Griffons would add the final score on the game with 1:25 remaining.

Rawshawn Bland led the Ichabod rushing attack with 68 yards. Schuerman rushed for 58 yards on 15 carries and Brown had 40 yards on ten carries with one touchdown.

Through the air, Schuerman passed for 246 yards on 19 of 34 passing. Sissom was the main recipient of the passes with a season-high nine receptions for 89 yards and the one touchdown. Cason Lehman had six receptions for 86 yards.

The Ichabod defense limited the Griffons to 328 yards, compared to the 448 yards in total offense for the Ichabods. Leading the way for the Washburn defense was Grant Gould who had 10 tackles. Morgan Dewey had nine.



**Tim Watts was a second team all-MIAA pick at offensive line-man for the Ichabods for the second straight season in 2003.**

**Washburn . . . . . 14**  
**Missouri Western . . . . . 30**  
 Spratt Stadium . . . . . 1,285

**WU 0 7 7 0 - 14**  
**MWSC 7 16 0 7 - 30**

**Scoring Summary:**

**1st Quarter**

11:14 MWSC - Young, Kevin 12 yd run (Blagg, Tristan kick), 8-65 3:46, WU 0 - MWSC 7

**2nd Quarter**

13:14 MWSC - Schoonover, Jon 20 yd pass from Cooper, Michael (Blagg, Tristan kick blocked), 9-68 3:45, WU 0 - MWSC 13

08:23 WU - Sissom, Sam 31 yd pass from Schuerman, Tyler (Sabel, Connor kick), 11-76 4:44, WU 7 - MWSC 13

03:52 MWSC - Blagg, Tristan 20 yd field goal, 10-40 4:23, WU 7 - MWSC 16

00:28 MWSC - Fields, Erick 5 yd pass from Westerberg, Kyle (Blagg, Tristan kick), 6-24 1:42, WU 7 - MWSC 23

**3rd Quarter**

09:58 WU - Brown, Chris 1 yd run (Sabel, Connor kick), 10-60 5:02, WU 14 - MWSC 23

**4th Quarter**

01:25 MWSC - Young, Kevin 5 yd run (Blagg, Tristan kick), 9-71 3:16, WU 14 - MWSC 30

| <b>Team Statistics:</b>    | <b>WU</b> | <b>UMR</b> |
|----------------------------|-----------|------------|
| FIRST DOWNS                | 26        | 18         |
| RUSHES-YARDS (NET)         | 47-165    | 42-218     |
| PASSING YDS (NET)          | 283       | 110        |
| Passes Att-Comp-Int        | 42-22-5   | 19-10-0    |
| OFFENSE PLAYS-YARDS        | 89-448    | 61-328     |
| Fumble Returns-Yards       | 0-0       | 0-0        |
| Punt Returns-Yards         | 2-11      | 0-0        |
| Kickoff Returns-Yards      | 4-64      | 2-71       |
| Interception Returns-Yards | 0-0       | 5-32       |
| Punts (Number-Avg)         | 0-0-0     | 4-30.8     |
| Fumbles-Lost               | 1-0       | 1-1        |
| Penalties-Yards            | 7-50      | 3-20       |
| Possession Time            | 33:05     | 26:55      |
| Third-Down Conversions     | 10 of 18  | 8 of 14    |
| Fourth-Down Conversions    | 3 of 5    | 0 of 0     |
| Red-Zone Scores-Chances    | 1-5       | 5-5        |
| Sacks By: Number-Yards     | 0-0       | 6-28       |

**Individual Statistics:**

**RUSHING:** Washburn-Bland, Rawshawn 15-68; Schuerman, Tyler 15-58; Brown, Chris 10-40; Benning, DaWight 1-6; Hickel, Dustin 3-6; Womack, Jeff 1-1; Ichabods 1-minus 4; Lehman, Cason 1-minus 10. Missouri Western-Young, Kevin 22-123; Cooper, Michael 4-38; Pitts, Derrick 9-23; Theus, LaMont 5-18; Westerberg, Kyle 2-16.  
**PASSING:** Washburn-Schuerman, Tyler 19-34-4-246; Hickel, Dustin 3-8-1-37; Lehman, Cason 0-0-0-0.  
 Missouri Western-Westerberg, Kyle 5-12-0-48; Cooper, Michael 5-7-0-62.  
**RECEIVING:** Washburn-Sissom, Sam 9-89; Lehman, Cason 6-86; Benning, DaWight 4-48; Hickel, Dustin 2-42; Scott, Jeff 1-18. Missouri Western-Fields, Erick 5-62; Schoonover, Jon 2-27; Brooks, Jarrett 1-9; Antia, Offiong 1-6; Young, Kevin 1-6.  
**INTERCEPTIONS:** Washburn-None. Missouri Western-Thomas, Pierre 3-32; Barnett, T.J. 1-0; Eads, Chris 1-0.



**Topeka - Nov. 15** - The Washburn Ichabods won their first regular season finale since 1994 and topped Missouri Southern 38-35 in the final game of the 2003 season. The Ichabods finished the season with a 5-6 record and 3-6 in MIAA play in a two-game improvement in the win column from 2002.

In a high-scoring game, the Lions took the opening kickoff and drove 68 yards to take an early 7-0 lead. The Ichabods responded with a 61-yard drive of their own as Trent Hearn capped the drive with the first of his four rushing touchdowns on the day.

Hearn would also run into the record books as he became only the second Ichabod to go over the 1,000 yard rushing mark. He finished the day with 153 yards on 34 carries and his season total was 1,116 yards which is the second highest in school history behind Dino DeLisa's 1,185 yards in 1983.

After the second and third rushing touchdowns of the day by Hearn, the Ichabods had a 21-7 lead. The Lions would come back as the Lions' Kokain Mothershed would score on a 29-yard run to cut the lead to 21-14.

On the ensuing possession, Mike Odupitan would return the kickoff 89 yards to become only the third Ichabod to return a kickoff for a touchdown and the first since Corey Crain returned a kickoff 97 yards against Missouri Southern in 1999. The other was Ed Vacek who returned a kickoff 98 yards against Central Missouri in 1985.

The Lions would score on their next possession, but the extra point attempt hit the upright and the Ichabods would retain a 28-20 lead.

The Ichabods would drive on their next possession, but it would stall and Connor Sabel connected on a 34-yard field goal to push the lead to 31-20.


Nine seconds later, the Lions would score a touchdown on a 65-yard strike from Mothershed to Chris Turner and the two-point conversion would cut the Ichabods lead to 31-28 with 14:46 left to play.

The Lions would then force the Ichabods to turn the ball over on downs and then drive 82-yards in 12 plays to take a 35-31 lead on a Mothershed touchdown rush with 3:04 left to play.

The Ichabods would then take the next kickoff and drive 67-yards on five plays on a Tyler Schuerman rush of 31 yards and three Hearn rushes of 18, six and 12-yards with the last one capping the drive and putting the Ichabods up 38-35 with 1:38 to play.

The Ichabod defense then would close out the game after the Lions drove to the Washburn 47, but four incomplete Lion passes gave the ball back to the Ichabods and they would finish out the clock for the win.

Hearn would finish with 153 yards on 34 carries and the four rushing touchdowns. Schuerman was 11 of 25 for 199 yards and Mike Odupitan had five catches for 95 yards and the 89-yard kickoff return for the touchdown. Brooks Myers led the Ichabods with a season-high 14 tackles and Morgan Dewey recorded 11.



**Mike Odupitan had five catches for 95 yards and an 89-yard kickoff return for a touchdown against Missouri Southern.**

**Missouri Southern . . . . 35**  
**Washburn . . . . . 38**  
 Yager Stadium . . . . . 3,885

**MSSU 7 0 13 15 - 35**  
**WU 7 7 14 10 - 38**

**Scoring Summary:**

**1st Quarter**

12:39 MSSU - Willard,Darvin 68 yd run (Komen,Brad kick), 6-78 2:21, MSSU 7 - WU 0

06:15 WU - Hearn,Trent 2 yd run (Sabel,Connor kick), 13-61 6:18, MSSU 7 - WU 7

**2nd Quarter**

07:34 WU - Hearn,Trent 1 yd run (Sabel,Connor kick), 2-10 0:42, MSSU 7 - WU 14

**3rd Quarter**

11:43 WU - Hearn,Trent 1 yd run (Sabel,Connor kick), 7-34 3:02, MSSU 7 - WU 21

06:50 MSSU - Mothershed,Koka 29 yd run (Komen,Brad kick), 4-39 1:49, MSSU 14 - WU 21

06:39 WU - Odupitan,Mike 89 yd kickoff return (Sabel,Connor kick), , MSSU 14 - WU 28

03:49 MSSU - Johnson,Jacob 3 yd run (Komen,Brad kick failed), 10-41 2:33, MSSU 20 - WU 28

**4th Quarter**

14:55 WU - Sabel,Connor 34 yd field goal, 9-51 3:49, MSSU 20 - WU 31

14:46 MSSU - Turner,Chris 65 yd pass from Mothershed,Koka (Winfrey,Craig pass), 1-65 0:09, MSSU 28 - WU 31

03:04 MSSU - Mothershed,Koka 2 yd run (Komen,Brad kick), 12-82 6:08, MSSU 35 - WU 31

01:38 WU - Hearn,Trent 12 yd run (Sabel,Connor kick), 5-67 1:26, MSSU 35 - WU 38

**Team Statistics:**

|                            | MSSU    | WU      |
|----------------------------|---------|---------|
| FIRST DOWNS                | 18      | 21      |
| RUSHES-YARDS (NET)         | 37-187  | 47-222  |
| PASSING YDS (NET)          | 231     | 199     |
| Passes Att-Comp-Int        | 37-17-2 | 25-11-3 |
| OFFENSE PLAYS-YARDS        | 74-418  | 72-421  |
| Fumble Returns-Yards       | 1-34    | 0-0     |
| Punt Returns-Yards         | 1-0     | 2-56    |
| Kickoff Returns-Yards      | 6-164   | 5-162   |
| Interception Returns-Yards | 3-21    | 2-98    |
| Punts (Number-Avg)         | 5-35.4  | 1-29.0  |
| Fumbles-Lost               | 0-0     | 2-2     |
| Penalties-Yards            | 9-108   | 6-68    |
| Possession Time            | 29:14   | 30:46   |
| Third-Down Conversions     | 8 of 18 | 5 of 12 |
| Fourth-Down Conversions    | 1 of 3  | 1 of 4  |
| Red-Zone Scores-Chances    | 2-5     | 5-8     |
| Sacks By: Number-Yards     | 0-0     | 0-0     |

**Individual Statistics:**

RUSHING: Missouri Southern-Willard,Darvin 19-97; Mothershed,Koka 12-86;Proctor,Nate 4-4; Johnson,Jacob 2-0. Washburn-Hearn,Trent 34-153; Schuerman,Tyler 5-58; Bland,Rawshawn 2-8; Odupitan,Mike 3-4; Brown,Chris 1-2; Ichabods 2-minus 3.

PASSING: Missouri Southern-Mothershed,Koka 17-37-2-231. Washburn-Schuerman,Tyler 11-25-3-199.

RECEIVING: Missouri Southern-Mathes,DeMarcus 7-62; Turner,Chris 3-87; Proctor,Nate 3-30; Hilburn,Cody 2-18; Combs,Josh 1-20; Hill,Brandon 1-14. Washburn-Odupitan,Mike 5-95; Lehman,Cason 3-62; Scott,Jeff 1-37; Sissom,Sam 1-5; Hearn,Trent 1-0.

INTERCEPTIONS: Missouri Southern-Burpo,Ryan 1-21; Johnson,Seth 1-0; Spinks,Robert 1-0. Washburn-Corcoran,Joe 1-40; Terrell,Fletche 1-58.

FUMBLES: Missouri Southern-None. Washburn-Hearn,Trent 1-1; Lehman,Cason 1-1.

## Individual Highs

|                  |      |                                       |
|------------------|------|---------------------------------------|
| Rushes           | 34   | Hearn,Trent vs Missouri Southern      |
| Yards Rushing    | 175  | Hearn,Trent vs Missouri-Rolla         |
| TD Rushes        | 4    | Hearn,Trent vs Missouri Southern      |
| Pass attempts    | 34   | Schuerman,Tyler at Missouri Western   |
| Pass completions | 19   | Schuerman,Tyler at Missouri Western   |
| Yards Passing    | 246  | Schuerman,Tyler at Missouri Western   |
| TD Passes        | 3    | Hickel,Dustin vs Missouri-Rolla       |
| Receptions       | 9    | Sissom,Sam at Missouri Western        |
| Yards Receiving  | 141  | Sissom,Sam at Southwest Baptist       |
| TD Receptions    | 2    | Sissom,Sam & Odupitan,Mike at SBU     |
|                  |      | Sissom,Sam vs Missouri-Rolla          |
|                  |      | Odupitan,Mike vs Central Missouri St. |
| Field Goals      | 2    | Banion,Derek vs Truman State          |
| Punts            | 10   | Boswell,Brian vs Pittsburg St.        |
| Punting Avg      | 35.4 | Boswell,Brian vs Pittsburg St.        |
| Tackles          | 16   | Gould,Grant & Dewey, Morgan at SBU    |
| Sacks            | 2.0  | Looney,Josh & Barth,Jacob vs UMR      |
| Tackles For Loss | 3.0  | Bull,Nick at Langston                 |
|                  |      | Cobb,Terrell vs Fort Hays State       |
|                  |      | Looney,Josh & Barth,Jacob vs UMR      |
|                  |      | Myers,Brooks vs Central Missouri St.  |
|                  |      | Taylor,Eric vs Missouri Southern      |
| Interceptions    | 2    | Corcoran,Joe at Langston              |

## Individual Long Plays

|                     |     |                                    |
|---------------------|-----|------------------------------------|
| Long Rush           | 59* | Hearn,Trent vs Fort Hays State     |
| Long Pass           | 65* | Lehman,Cason at Southwest Baptist  |
| Long Reception      | 65* | Sissom,Sam at Southwest Baptist    |
| Long Field Goal     | 34  | Sabel,Connor vs Missouri Southern  |
| Long Punt           | 52  | Boswell,Brian vs Pittsburg St.     |
| Long Punt Return    | 49  | Sissom,Sam vs Missouri Southern    |
| Long Kickoff Return | 89* | Odupitan,Mike vs Missouri Southern |

\* Scored Touchdown on the play

## Team Highs

|                  | Washburn                          | Opponents                      |
|------------------|-----------------------------------|--------------------------------|
| Rushes           | 51 vs UMR                         | 62 by TSU                      |
| Low              | 32 vs PSU                         | 30 by UMR                      |
| Yards Rushing    | 318 vs UMR                        | 409 by PSU                     |
| Low              | 56 vs PSU                         | 57 by UMR                      |
| Yards Per Rush   | 6.2 vs UMR                        | 7.5 by NWMSU                   |
| Low              | 1.4 vs PSU                        | 1.9 by UMR                     |
| TD Rushes        | 4 vs MSSU                         | 4 by PSU, MSSU                 |
| Low              | 0 vs TSU                          | 0 by LU, FHSU, TSU, UMR        |
| Pass attempts    | 42 at MWSC                        | 52 by UMR                      |
| Low              | 20 vs TSU                         | 11 by LU                       |
| Pass completions | 22 at MWSC                        | 30 by UMR                      |
| Low              | 6 vs FHSU                         | 5 by LU, PSU                   |
| Yards Passing    | 304 at SBU                        | 363 by ESU                     |
| Low              | 93 vs PSU                         | 43 by LU                       |
| Yards Per Pass   | 10.5 at SBU                       | 10.7 by ESU                    |
| Low              | 8.4 vs PSU                        | 3.8 by FHSU                    |
| TD Passes        | 4 at SBU, vs UMR                  | 4 by ESU, CMSU                 |
| Low              | 0 at ESU, vs TSU, vs PSU, at MSSU | 0 by LU, FHSU, TSU, CMSU, MWSC |
| Total Plays      | 89 at MWSC                        | 82 by UMR                      |
| Low              | 54 vs TSU, PSU                    | 53 by LU                       |
| Total Offense    | 554 vs UMR                        | 467 by ESU                     |
| Low              | 149 vs PSU                        | 175 by LU                      |
| Yards Per Play   | 7.1 at SBU                        | 7.6 by NWMSU                   |
| Low              | 2.8 vs PSU                        | 2.7 by FHSU                    |
| Points           | 49 vs UMR                         | 49 by CMSU                     |
| Low              | 6 vs TSU                          | 0 by LU                        |
| Sacks By         | 4 vs FHSU, vs UMR                 | 6 by MWSC                      |
| Low              | 0 at MWSC, vs MSSU                | 0 by LU, TSU, UMR, MSSU        |
| First Downs      | 28 vs UMR                         | 25 by TSU                      |
| Low              | 6 vs PSU                          | 10 by LU                       |
| Penalties        | 15 at ESU                         | 12 by LU, CMSU                 |
| Low              | 5 vs TSU                          | 1 by UMR                       |
| Penalty Yards    | 126 at ESU                        | 110 by CMSU                    |
| Low              | 43 vs TSU                         | 10 by SBU, UMR                 |
| Turnovers        | 5 at MWSC, vs MSSU                | 5 by LU                        |
| Low              | 0 vs FHSU                         | 0 by CMSU                      |
| Interceptions By | 2 on 5 occasions                  | 5 by MWSC                      |
| Low              | 0 vs CMSU, at MWSC                | 0 by FHSU, SBU                 |

## 2003 Starting Lineups

| Offense         | TE     | LT      | LG       | C      | RG     | RT    | WR         | WR       | QB        | FB           | TB       | PK     |
|-----------------|--------|---------|----------|--------|--------|-------|------------|----------|-----------|--------------|----------|--------|
| <b>at LU</b>    | Hoytal | Barrett | McKinney | Pierce | Durler | Watts | Sissom     | Odupitan | Hickel    | Bland        | Hearn    | Banion |
| <b>FHSU</b>     | Hoytal | Barrett | McKinney | Pierce | Durler | Watts | Sissom     | Odupitan | Hickel    | Bland        | Hearn    | Banion |
| <b>at ESU</b>   | Hoytal | Barrett | McKinney | Pierce | Durler | Watts | Scott (TE) | Odupitan | Hickel    | Bland        | Hearn    | Banion |
| <b>TSU</b>      | Hoytal | Barrett | McKinney | Pierce | Durler | Watts | Sissom     | Odupitan | Hickel    | Bland        | Hearn    | Banion |
| <b>at NWMSU</b> | Hoytal | Barrett | McKinney | Pierce | Durler | Watts | Sissom     | Odupitan | Hickel    | Bland        | Hearn    | Banion |
| <b>PSU</b>      | Hoytal | Barrett | McKinney | Pierce | Durler | Watts | Scott (TE) | Odupitan | Hickel    | Bland        | Hearn    | Sabel  |
| <b>at SBU</b>   | Hoytal | Barrett | McKinney | Pierce | Durler | Watts | Sissom     | Odupitan | Hickel    | Bland        | Hearn    | Sabel  |
| <b>UMR</b>      | Hoytal | Barrett | McKinney | Pierce | Durler | Watts | Sissom     | Odupitan | Hickel    | Bland        | Hearn    | Sabel  |
| <b>CMSU</b>     | Hoytal | Barrett | McKinney | Pierce | Durler | Watts | Sissom     | Odupitan | Hickel    | Bland        | Hearn    | Sabel  |
| <b>at MWSC</b>  | Hoytal | Barrett | McKinney | Pierce | Durler | Watts | Sissom     | Benning  | Hickel    | Lehman (WR)  | C. Brown | Sabel  |
| <b>MSSU</b>     | Hoytal | Barrett | McKinney | Pierce | Durler | Watts | Sissom     | Odupitan | Schuerman | Benning (WR) | Hearn    | Sabel  |

| Defense         | DE    | DT     | DT      | DE   | OLB    | ILB   | ILB      | OLB   | DB      | DB      | FS       | P        |
|-----------------|-------|--------|---------|------|--------|-------|----------|-------|---------|---------|----------|----------|
| <b>at LU</b>    | Barth | Taylor | Nichols | Cobb | Looney | Gould | Dewey    | Myers | Terrell | Jackson | Corcoran | Azeltine |
| <b>FHSU</b>     | Barth | Taylor | Nichols | Cobb | Looney | Gould | Dewey    | Myers | Terrell | Jackson | Corcoran | Azeltine |
| <b>at ESU</b>   | Barth | Taylor | Nichols | Cobb | Looney | Gould | Dewey    | Myers | Terrell | Jackson | Corcoran | Azeltine |
| <b>TSU</b>      | Barth | Taylor | Nichols | Cobb | Looney | Gould | Dewey    | Myers | Terrell | Jackson | Corcoran | Boswell  |
| <b>at NWMSU</b> | Barth | Taylor | Nichols | Cobb | Looney | Gould | Ev. Beck | Myers | Terrell | Jackson | Corcoran | Boswell  |
| <b>PSU</b>      | Barth | Taylor | Nichols | Cobb | Looney | Gould | Ev. Beck | Myers | Terrell | Jackson | Corcoran | Boswell  |
| <b>at SBU</b>   | Barth | Taylor | Nichols | Cobb | Looney | Gould | Ev. Beck | Myers | Terrell | Jackson | Corcoran | Boswell  |
| <b>UMR</b>      | Barth | Taylor | Nichols | Cobb | Looney | Gould | Ev. Beck | Myers | Terrell | Jackson | Corcoran | Boswell  |
| <b>CMSU</b>     | Barth | Taylor | Nichols | Cobb | Looney | Gould | Dewey    | Myers | Terrell | Young   | Corcoran | Boswell  |
| <b>at MWSC</b>  | Barth | Taylor | Nichols | Cobb | Looney | Gould | Dewey    | Myers | Jackson | Young   | Meyer    | Boswell  |
| <b>MSSU</b>     | Barth | Taylor | Nichols | Cobb | Looney | Gould | Dewey    | Myers | Terrell | Young   | Corcoran | Boswell  |



# 2003 Results (5-6, 3-6 MIAA)

| Date    | Opponent                 | Score     | Time | Attend |
|---------|--------------------------|-----------|------|--------|
| Sep 06  | at Langston              | W 28-0    | 2:52 | 550    |
| Sep 13  | FORT HAYS STATE          | W 28-4    | 3:03 | 3244   |
| *Sep 20 | at #24 Emporia State     | LOT 28-35 | 3:08 | 6052   |
| *Sep 27 | TRUMAN STATE             | L 6-12    | 2:30 | 3825   |
| *Oct 04 | at Northwest Mo. St. U.  | L 14-45   | 2:40 | 6250   |
| *Oct 11 | #3 PITTSBURG ST.         | L 10-37   | 2:54 | 3325   |
| *Oct 18 | at Southwest Baptist     | W 41-37   | 3:07 | 2732   |
| *Oct 25 | MISSOURI-ROLLA           | W 49-24   | 3:10 | 3950   |
| *Nov 01 | #13 CENTRAL MISSOURI ST. | L 28-49   | 3:09 | 2250   |
| *Nov 08 | at Missouri Western      | L 14-30   | 3:05 | 1285   |
| *Nov 15 | MISSOURI SOUTHERN        | W 38-35   | 3:15 | 3885   |

\* indicates conference game

## Team Statistics

|                                | WU             | OPP            |
|--------------------------------|----------------|----------------|
| <b>SCORING</b>                 | <b>284</b>     | <b>308</b>     |
| Points Per Game                | 25.8           | 28.0           |
| <b>FIRST DOWNS</b>             | <b>208</b>     | <b>217</b>     |
| Rushing                        | 100            | 109            |
| Passing                        | 88             | 88             |
| Penalty                        | 20             | 20             |
| <b>RUSHING YARDAGE</b>         | <b>1908</b>    | <b>2081</b>    |
| Yards gained rushing           | 2191           | 2397           |
| Yards lost rushing             | 283            | 316            |
| Rushing Attempts               | 463            | 469            |
| Average Per Rush               | 4.1            | 4.4            |
| Average Per Game               | 173.5          | 189.2          |
| TDs Rushing                    | 20             | 19             |
| <b>PASSING YARDAGE</b>         | <b>2188</b>    | <b>1957</b>    |
| Att-Cmp-Int                    | 303-148-22     | 284-154-14     |
| Average Per Pass               | 7.2            | 6.9            |
| Average Per Catch              | 14.8           | 12.7           |
| Average Per Game               | 198.9          | 177.9          |
| TDs Passing                    | 15             | 19             |
| <b>TOTAL OFFENSE</b>           | <b>4096</b>    | <b>4038</b>    |
| Total Plays                    | 766            | 753            |
| Average Per Play               | 5.3            | 5.4            |
| Average Per Game               | 372.4          | 367.1          |
| <b>KICK RETURNS: #-YARDS</b>   | <b>48-1077</b> | <b>42-934</b>  |
| KICK RETURN AVERAGE            | 22.4           | 22.2           |
| <b>PUNT RETURNS: #-YARDS</b>   | <b>33-307</b>  | <b>15-116</b>  |
| PUNT RETURN AVERAGE            | 9.3            | 7.7            |
| <b>INT RETURNS: #-YARDS</b>    | <b>14-309</b>  | <b>22-186</b>  |
| INT RETURN AVERAGE             | 22.1           | 8.5            |
| <b>FUMBLES-LOST</b>            | <b>18-8</b>    | <b>22-10</b>   |
| <b>PENALTIES-YARDS</b>         | <b>79-706</b>  | <b>71-671</b>  |
| Average Per Game               | 64.2           | 61.0           |
| <b>PUNTS-YARDS</b>             | <b>50-1501</b> | <b>51-1838</b> |
| Average Per Punt               | 30.0           | 36.0           |
| Net punt average               | 27.7           | 30.0           |
| <b>TIME OF POSSESSION/GAME</b> | <b>30:36</b>   | <b>29:22</b>   |
| <b>3RD-DOWN CONVERSIONS</b>    | <b>54/155</b>  | <b>60/151</b>  |
| 3rd-Down Pct                   | 35%            | 40%            |
| <b>4TH-DOWN CONVERSIONS</b>    | <b>17/32</b>   | <b>6/14</b>    |
| 4th-Down Pct                   | 53%            | 43%            |
| <b>SACKS BY-YARDS</b>          | <b>16-115</b>  | <b>18-124</b>  |
| <b>MISC YARDS</b>              | <b>43</b>      | <b>34</b>      |
| <b>TOUCHDOWNS SCORED</b>       | <b>39</b>      | <b>39</b>      |
| FIELD GOALS-ATTEMPTS           | 4-8            | 11-17          |
| PAT-ATTEMPTS                   | 34-35          | 33-36          |
| <b>ATTENDANCE</b>              | <b>20479</b>   | <b>16869</b>   |
| Games/Avg Per Game             | 6/3413         | 5/3374         |

## SCORE BY QUARTERS

|           | 1st | 2nd | 3rd | 4th | OT | Total |
|-----------|-----|-----|-----|-----|----|-------|
| Washburn  | 58  | 88  | 41  | 97  | 0  | 284   |
| Opponents | 65  | 66  | 72  | 98  | 7  | 308   |

## Offensive Statistics

| Rushing          | GP        | Att        | Gain        | Loss       | Net         | Avg        | TD        | Long      | Avg/G        |
|------------------|-----------|------------|-------------|------------|-------------|------------|-----------|-----------|--------------|
| Hearn,Trent      | 10        | 235        | 1170        | 54         | 1116        | 4.7        | 16        | 59        | 111.6        |
| Schuerman,Tyler  | 11        | 57         | 296         | 77         | 219         | 3.8        | 1         | 31        | 19.9         |
| Bland,Rawshaw    | 11        | 37         | 178         | 1          | 177         | 4.8        | 0         | 19        | 16.1         |
| Hickel,Dustin    | 11        | 49         | 219         | 84         | 135         | 2.8        | 2         | 33        | 12.3         |
| Brown,Chris      | 11        | 28         | 129         | 9          | 120         | 4.3        | 1         | 24        | 10.9         |
| Odupitan,Mike    | 10        | 12         | 107         | 10         | 97          | 8.1        | 0         | 40        | 9.7          |
| Womack,Jeff      | 9         | 24         | 58          | 21         | 37          | 1.5        | 0         | 9         | 4.1          |
| Benning,DaWight  | 11        | 3          | 14          | 0          | 14          | 4.7        | 0         | 6         | 1.3          |
| Lehman,Cason     | 11        | 3          | 12          | 10         | 2           | 0.7        | 0         | 9         | 0.2          |
| Kraisinger,Kip   | 3         | 1          | 2           | 0          | 2           | 2.0        | 0         | 2         | 0.7          |
| McCann,Chris     | 7         | 3          | 2           | 1          | 1           | 0.3        | 0         | 2         | 0.1          |
| Huelsman,Chris   | 6         | 5          | 4           | 6          | -2          | -0.4       | 0         | 3         | -0.3         |
| Ichabods         | 5         | 6          | 0           | 10         | -10         | -1.7       | 0         | 0         | -2.0         |
| <b>Total</b>     | <b>11</b> | <b>463</b> | <b>2191</b> | <b>283</b> | <b>1908</b> | <b>4.1</b> | <b>20</b> | <b>59</b> | <b>173.5</b> |
| <b>Opponents</b> | <b>11</b> | <b>469</b> | <b>2397</b> | <b>316</b> | <b>2081</b> | <b>4.4</b> | <b>19</b> | <b>68</b> | <b>189.2</b> |

| PASSING          | G         | Effic         | Att-Cmp-Int       | Pct         | Yds         | TD        | Lng       | Avg/G        |
|------------------|-----------|---------------|-------------------|-------------|-------------|-----------|-----------|--------------|
| Schuerman,Tyler  | 11        | 116.91        | 157-81-11         | 51.6        | 1247        | 6         | 47        | 113.4        |
| Hickel,Dustin    | 11        | 99.30         | 145-66-11         | 45.5        | 876         | 8         | 55        | 79.6         |
| Lehman,Cason     | 11        | 976.00        | 1-1-0             | 100.0       | 65          | 1         | 65        | 5.9          |
| <b>Total</b>     | <b>11</b> | <b>111.32</b> | <b>303-148-22</b> | <b>48.8</b> | <b>2188</b> | <b>15</b> | <b>65</b> | <b>198.9</b> |
| <b>Opponents</b> | <b>11</b> | <b>124.33</b> | <b>284-154-14</b> | <b>54.2</b> | <b>1957</b> | <b>19</b> | <b>82</b> | <b>177.9</b> |

| RECEIVING         | G         | No.        | Yds         | Avg         | TD        | Long      | Avg/G        |
|-------------------|-----------|------------|-------------|-------------|-----------|-----------|--------------|
| Sissom,Sam        | 11        | 39         | 555         | 14.2        | 6         | 65        | 50.5         |
| Lehman,Cason      | 11        | 32         | 514         | 16.1        | 2         | 35        | 46.7         |
| Odupitan,Mike     | 10        | 29         | 475         | 16.4        | 6         | 55        | 47.5         |
| Benning,DaWight   | 11        | 22         | 383         | 17.4        | 1         | 47        | 34.8         |
| Bland,Rawshaw     | 11        | 7          | 33          | 4.7         | 0         | 15        | 3.0          |
| Scott,Jeff        | 11        | 6          | 91          | 15.2        | 0         | 37        | 8.3          |
| Hoytal,John       | 11        | 5          | 60          | 12.0        | 0         | 19        | 5.5          |
| Hearn,Trent       | 10        | 4          | 20          | 5.0         | 0         | 12        | 2.0          |
| Hickel,Dustin     | 11        | 2          | 42          | 21.0        | 0         | 35        | 3.8          |
| Burgess,Marquetis | 8         | 1          | 11          | 11.0        | 0         | 11        | 1.4          |
| Brown,Chris       | 11        | 1          | 4           | 4.0         | 0         | 4         | 0.4          |
| <b>Total</b>      | <b>11</b> | <b>148</b> | <b>2188</b> | <b>14.8</b> | <b>15</b> | <b>65</b> | <b>198.9</b> |
| <b>Opponents</b>  | <b>11</b> | <b>154</b> | <b>1957</b> | <b>12.7</b> | <b>19</b> | <b>82</b> | <b>177.9</b> |

| PUNT RETURNS     | No.       | Yds        | Avg        | TD       | Long      |
|------------------|-----------|------------|------------|----------|-----------|
| Sissom,Sam       | 32        | 296        | 9.2        | 0        | 49        |
| Barth,Jacob      | 1         | 11         | 11.0       | 0        | 0         |
| <b>Total</b>     | <b>33</b> | <b>307</b> | <b>9.3</b> | <b>0</b> | <b>49</b> |
| <b>Opponents</b> | <b>15</b> | <b>116</b> | <b>7.7</b> | <b>0</b> | <b>30</b> |

| INTERCEPTIONS    | No.       | Yds        | Avg         | TD       | Long      |
|------------------|-----------|------------|-------------|----------|-----------|
| Corcoran,Joe     | 4         | 73         | 18.2        | 1        | 40        |
| Terrell,Fletcher | 4         | 190        | 47.5        | 1        | 60        |
| Myers,Brooks     | 1         | 5          | 5.0         | 0        | 5         |
| Cobb,Terrell     | 1         | 6          | 6.0         | 0        | 6         |
| Meyer,Blake      | 1         | 10         | 10.0        | 0        | 10        |
| Smith,Darold     | 1         | 0          | 0.0         | 0        | 0         |
| Gould,Grant      | 1         | 24         | 24.0        | 0        | 24        |
| Young,Tramaine   | 1         | 1          | 1.0         | 0        | 1         |
| <b>Total</b>     | <b>14</b> | <b>309</b> | <b>22.1</b> | <b>2</b> | <b>60</b> |
| <b>Opponents</b> | <b>22</b> | <b>186</b> | <b>8.5</b>  | <b>1</b> | <b>30</b> |

| FUMBLE RETURNS   | No.      | Yds       | Avg         | TD       | Long      |
|------------------|----------|-----------|-------------|----------|-----------|
| Taylor,Eric      | 1        | 43        | 43.0        | 1        | 43        |
| Gould,Grant      | 1        | 0         | 0.0         | 0        | 0         |
| <b>Total</b>     | <b>2</b> | <b>43</b> | <b>21.5</b> | <b>1</b> | <b>43</b> |
| <b>Opponents</b> | <b>1</b> | <b>34</b> | <b>34.0</b> | <b>0</b> | <b>34</b> |

# 2003 ICHABOD STATISTICS

| KICK RETURNS      | No.       | Yds         | Avg         | TD       | Long      |
|-------------------|-----------|-------------|-------------|----------|-----------|
| Odupitan,Mike     | 21        | 588         | 28.0        | 1        | 89        |
| Burgess,Marquetis | 10        | 195         | 19.5        | 0        | 28        |
| Huelsman,Chris    | 9         | 212         | 23.6        | 0        | 50        |
| Hoefer,Troy       | 2         | 17          | 8.5         | 0        | 17        |
| Neal,Aaron        | 1         | 21          | 21.0        | 0        | 21        |
| Lehman,Cason      | 1         | 6           | 6.0         | 0        | 6         |
| Minikwu,Taurence  | 1         | 7           | 7.0         | 0        | 7         |
| Brown,Chris       | 1         | 1           | 1.0         | 0        | 1         |
| Peel,Brian        | 1         | 6           | 6.0         | 0        | 6         |
| Terrell,Fletcher  | 1         | 24          | 24.0        | 0        | 24        |
| <b>Total</b>      | <b>48</b> | <b>1077</b> | <b>22.4</b> | <b>1</b> | <b>89</b> |
| <b>Opponents</b>  | <b>42</b> | <b>934</b>  | <b>22.2</b> | <b>0</b> | <b>63</b> |

| SCORING          | TD        | FGs          | PAT Kick     | PAT Rush   | PAT Rcv  | PAT Pass   | Saf      | Points     |
|------------------|-----------|--------------|--------------|------------|----------|------------|----------|------------|
| Hearn,Trent      | 16        | 0-0          | 0-0          | 0-0        | 0        | 0-0        | 0        | 96         |
| Odupitan,Mike    | 7         | 0-0          | 0-0          | 0-0        | 0        | 0-0        | 0        | 42         |
| Sissom,Sam       | 6         | 0-0          | 0-0          | 0-0        | 0        | 0-0        | 0        | 36         |
| Sabel,Connor     | 0         | 2-4          | 22-23        | 0-0        | 0        | 0-0        | 0        | 28         |
| Banion,Derek     | 0         | 2-4          | 12-12        | 0-0        | 0        | 0-0        | 0        | 18         |
| Lehman,Cason     | 2         | 0-0          | 0-0          | 1-1        | 0        | 0-1        | 0        | 14         |
| Hickel,Dustin    | 2         | 0-0          | 0-0          | 0-0        | 0        | 0-0        | 0        | 12         |
| Benning,DaWight  | 1         | 0-0          | 0-0          | 0-0        | 1        | 0-0        | 0        | 8          |
| Schuerman,Tyler  | 1         | 0-0          | 0-0          | 0-0        | 0        | 1-1        | 0        | 6          |
| Terrell,Fletcher | 1         | 0-0          | 0-0          | 0-0        | 0        | 0-0        | 0        | 6          |
| Brown,Chris      | 1         | 0-0          | 0-0          | 0-0        | 0        | 0-0        | 0        | 6          |
| Corcoran,Joe     | 1         | 0-0          | 0-0          | 0-0        | 0        | 0-0        | 0        | 6          |
| Taylor,Eric      | 1         | 0-0          | 0-0          | 0-0        | 0        | 0-0        | 0        | 6          |
| Bland,Rawshawn   | 0         | 0-0          | 0-0          | 0-1        | 0        | 0-0        | 0        | 0          |
| <b>Total</b>     | <b>39</b> | <b>4-8</b>   | <b>34-35</b> | <b>1-2</b> | <b>1</b> | <b>1-2</b> | <b>0</b> | <b>284</b> |
| <b>Opponents</b> | <b>39</b> | <b>11-17</b> | <b>33-36</b> | <b>0-0</b> | <b>2</b> | <b>2-3</b> | <b>2</b> | <b>308</b> |

| TOTAL OFFENSE    | G         | Plays      | Rush        | Pass        | Total       | Avg/G        |
|------------------|-----------|------------|-------------|-------------|-------------|--------------|
| Schuerman,Tyler  | 11        | 214        | 219         | 1247        | 1466        | 133.3        |
| Hearn,Trent      | 10        | 235        | 1116        | 0           | 1116        | 111.6        |
| Hickel,Dustin    | 11        | 194        | 135         | 876         | 1011        | 91.9         |
| Bland,Rawshawn   | 11        | 37         | 177         | 0           | 177         | 16.1         |
| Brown,Chris      | 11        | 28         | 120         | 0           | 120         | 10.9         |
| Odupitan,Mike    | 10        | 12         | 97          | 0           | 97          | 9.7          |
| Lehman,Cason     | 11        | 4          | 2           | 65          | 67          | 6.1          |
| Womack,Jeff      | 9         | 24         | 37          | 0           | 37          | 4.1          |
| Benning,DaWight  | 11        | 3          | 14          | 0           | 14          | 1.3          |
| Kraisinger,Kip   | 3         | 1          | 2           | 0           | 2           | 0.7          |
| McCann,Chris     | 7         | 3          | 1           | 0           | 1           | 0.1          |
| Huelsman,Chris   | 6         | 5          | -2          | 0           | -2          | -0.3         |
| Ichabods         | 5         | 6          | -10         | 0           | -10         | -2.0         |
| <b>Total</b>     | <b>11</b> | <b>766</b> | <b>1908</b> | <b>2188</b> | <b>4096</b> | <b>372.4</b> |
| <b>Opponents</b> | <b>11</b> | <b>753</b> | <b>2081</b> | <b>1957</b> | <b>4038</b> | <b>367.1</b> |

| FIELD GOALS   | FGM-FGA | Pct  | 01-19 | 20-29 | 30-39 | 40-49 | Lg | Blk |
|---|---------|------|-------|-------|-------|-------|----|-----|
| Banion,Derek  | 2-4     | 50.0 | 0-0   | 1-2   | 1-2   | 0-0   | 31 | 0   |
| Sabel,Connor  | 2-4     | 50.0 | 0-0   | 1-1   | 1-3   | 0-0   | 34 | 2   |
| Field Goal sequence: 38, (26), (31), 23, (23), 33, 31, (34) |         |      |       |       |       |       |    |     |
| Numbers in (parentheses) indicate field goal was made.      |         |      |       |       |       |       |    |     |

| PUNTING          | No.       | Yds         | Avg         | Long      | TB       | FC        | I20       | Blkd     |
|------------------|-----------|-------------|-------------|-----------|----------|-----------|-----------|----------|
| Boswell,Ben      | 36        | 1136        | 31.6        | 52        | 1        | 10        | 8         | 2        |
| Azeltine,Adam    | 12        | 365         | 30.4        | 38        | 0        | 2         | 4         | 0        |
| <b>Total</b>     | <b>48</b> | <b>1501</b> | <b>31.3</b> | <b>52</b> | <b>1</b> | <b>12</b> | <b>12</b> | <b>2</b> |
| <b>Opponents</b> | <b>51</b> | <b>1838</b> | <b>36.0</b> | <b>57</b> | <b>2</b> | <b>4</b>  | <b>13</b> | <b>1</b> |

| ALL PURPOSE       | G         | Rush        | Rec         | PR         | KOR         | IR         | Tot         | Avg/G        |
|-------------------|-----------|-------------|-------------|------------|-------------|------------|-------------|--------------|
| Odupitan,Mike     | 10        | 97          | 475         | 0          | 588         | 0          | 1160        | 116.0        |
| Hearn,Trent       | 10        | 1116        | 20          | 0          | 0           | 0          | 1136        | 113.6        |
| Sissom,Sam        | 11        | 0           | 555         | 296        | 0           | 0          | 851         | 77.4         |
| Lehman,Cason      | 11        | 2           | 514         | 0          | 6           | 0          | 522         | 47.5         |
| Benning,DaWight   | 11        | 14          | 383         | 0          | 0           | 0          | 397         | 36.1         |
| Schuerman,Tyler   | 11        | 219         | 0           | 0          | 0           | 0          | 219         | 19.9         |
| Terrell,Fletcher  | 11        | 0           | 0           | 0          | 24          | 190        | 214         | 19.5         |
| Bland,Rawshawn    | 11        | 177         | 33          | 0          | 0           | 0          | 210         | 19.1         |
| Huelsman,Chris    | 6         | -2          | 0           | 0          | 212         | 0          | 210         | 35.0         |
| Burgess,Marquetis | 8         | 0           | 11          | 0          | 195         | 0          | 206         | 25.8         |
| Hickel,Dustin     | 11        | 135         | 42          | 0          | 0           | 0          | 177         | 16.1         |
| Brown,Chris       | 11        | 120         | 4           | 0          | 1           | 0          | 125         | 11.4         |
| Scott,Jeff        | 11        | 0           | 91          | 0          | 0           | 0          | 91          | 8.3          |
| Corcoran,Joe      | 10        | 0           | 0           | 0          | 0           | 73         | 73          | 7.3          |
| Hoytal,John       | 11        | 0           | 60          | 0          | 0           | 0          | 60          | 5.5          |
| Others            | 11        | 30          | 0           | 11         | 61          | 46         | 104         | 10.3         |
| <b>Total</b>      | <b>11</b> | <b>1908</b> | <b>2188</b> | <b>307</b> | <b>1077</b> | <b>309</b> | <b>5789</b> | <b>526.3</b> |
| <b>Opponents</b>  | <b>11</b> | <b>2081</b> | <b>1957</b> | <b>116</b> | <b>934</b>  | <b>186</b> | <b>5274</b> | <b>479.5</b> |

## Defensive Statistics

|                  | GP        | UT         | AT         | TT         | TFL           | Sacks         | Int-Yds       | PD        | QBH      | FR-Yds       | FF        | BLK      | Saf      |
|------------------|-----------|------------|------------|------------|---------------|---------------|---------------|-----------|----------|--------------|-----------|----------|----------|
| Gould,G          | 11        | 45         | 66         | 111        | 10-16         | 1-6           | 1-24          | 3         | .        | 2-0          | 1         | .        | .        |
| Dewey,M          | 10        | 28         | 65         | 93         | 14-38         | 2-14          | .             | 1         | .        | 1-0          | 1         | .        | .        |
| Corcoran,J       | 10        | 44         | 46         | 90         | 2-2           | .             | 4-73          | 3         | .        | 2-0          | 1         | .        | .        |
| Myers,B          | 11        | 30         | 43         | 73         | 8-10          | 1-2           | 1-5           | .         | .        | .            | 1         | .        | .        |
| Looney,J         | 11        | 20         | 41         | 61         | 7-20          | 2-12          | .             | 2         | .        | 1-0          | 2         | .        | .        |
| Beck,Evin        | 11        | 18         | 36         | 54         | 8-16          | 1-6           | .             | 2         | .        | .            | .         | .        | .        |
| Terrell,F        | 11        | 33         | 14         | 47         | .             | .             | 4-190         | 15        | .        | .            | 1         | .        | .        |
| Taylor,E         | 11        | 17         | 27         | 44         | 7-16          | 1-6           | .             | .         | 1        | 2-43         | .         | 1        | .        |
| Nichols,B        | 11        | 5          | 28         | 33         | 6-17          | 2-12          | .             | .         | .        | .            | 1         | .        | .        |
| Cobb,T           | 10        | 14         | 15         | 29         | 6-21          | 2-12          | 1-6           | .         | .        | .            | .         | .        | .        |
| Smith,D          | 8         | 10         | 13         | 23         | .             | .             | 1-0           | 3         | .        | .            | .         | .        | .        |
| Meyer,B          | 11        | 9          | 13         | 22         | 1-5           | 1-5           | 1-10          | .         | .        | .            | .         | .        | .        |
| Barth,J          | 11        | 8          | 12         | 20         | 5-19          | 2-14          | .             | .         | .        | .            | 1         | 1        | .        |
| Lewis,T          | 11        | 6          | 12         | 18         | 2-7           | 1-5           | .             | .         | .        | .            | .         | .        | .        |
| Young,T          | 10        | 12         | 5          | 17         | .             | .             | 1-1           | 3         | .        | .            | .         | .        | .        |
| Huenefeld,C      | 9         | 7          | 9          | 16         | 5-21          | 2-13          | .             | .         | .        | .            | 1         | .        | .        |
| Bull,N           | 10        | 7          | 8          | 15         | 6-17          | 2-9           | .             | .         | .        | .            | .         | .        | .        |
| Neal,A           | 9         | 4          | 9          | 13         | 2-9           | .             | .             | .         | .        | .            | .         | .        | .        |
| Hemmerling,Z11   | 3         | 10         | 13         | .          | .             | .             | .             | .         | .        | 1-0          | .         | .        | .        |
| Jackson,M        | 7         | 5          | 5          | 10         | .             | .             | .             | 1         | .        | .            | .         | .        | .        |
| Minikwu,T        | 8         | 5          | 4          | 9          | .             | .             | .             | .         | .        | .            | .         | .        | .        |
| Hoefer,T         | 6         | 2          | 6          | 8          | 1-7           | .             | .             | 1         | .        | .            | 1         | .        | .        |
| Wimpy,J          | 3         | 3          | 5          | 8          | 2-2           | 1-1           | .             | .         | .        | .            | 1         | .        | .        |
| Peel,B           | 8         | 3          | 1          | 4          | .             | .             | .             | .         | .        | .            | .         | .        | .        |
| Moyer,D          | 2         | .          | 4          | 4          | 4-6           | 1-3           | .             | .         | .        | .            | .         | .        | .        |
| Barrett,T        | 11        | .          | 3          | 3          | .             | .             | .             | .         | .        | .            | .         | .        | .        |
| Lehman,C         | 11        | 3          | .          | 3          | .             | .             | .             | .         | .        | .            | .         | .        | .        |
| Brown,C          | 11        | 3          | .          | 3          | .             | .             | .             | .         | .        | .            | .         | .        | .        |
| McKinley,J       | 9         | 1          | 2          | 3          | .             | .             | .             | .         | .        | .            | .         | .        | .        |
| Bland,R          | 11        | .          | 3          | 3          | .             | .             | .             | .         | .        | .            | .         | .        | .        |
| Huelsman,C       | 6         | 1          | 1          | 2          | .             | .             | .             | .         | .        | .            | .         | .        | .        |
| Williams,F       | 3         | .          | 2          | 2          | .             | .             | .             | .         | .        | .            | .         | .        | .        |
| Sissom,S         | 11        | 2          | .          | 2          | .             | .             | .             | .         | .        | .            | .         | .        | .        |
| Watts,T          | 10        | .          | 2          | 2          | .             | .             | .             | .         | .        | .            | .         | .        | .        |
| Womack,J         | 9         | 1          | .          | 1          | .             | .             | .             | .         | .        | .            | .         | .        | .        |
| Scott,J          | 11        | 1          | .          | 1          | .             | .             | .             | .         | .        | .            | .         | .        | .        |
| Hearn,T          | 10        | 1          | .          | 1          | .             | .             | .             | .         | .        | .            | .         | .        | .        |
| Odupitan,M       | 10        | 1          | .          | 1          | .             | .             | .             | .         | .        | .            | .         | .        | .        |
| McCann,C         | 7         | .          | 1          | 1          | .             | .             | .             | .         | .        | .            | .         | .        | .        |
| Ichabods         | 5         | 1          | .          | 1          | .             | .             | .             | .         | .        | .            | .         | .        | .        |
| Taylor,C         | 4         | 1          | .          | 1          | .             | .             | .             | .         | .        | .            | .         | .        | .        |
| Hickel,D         | 11        | .          | 1          | 1          | .             | .             | .             | .         | .        | .            | .         | .        | .        |
| Sabel,C          | 11        | .          | .          | .          | .             | .             | .             | .         | .        | 1-0          | .         | .        | .        |
| <b>Total</b>     | <b>11</b> | <b>354</b> | <b>512</b> | <b>866</b> | <b>96-249</b> | <b>16-115</b> | <b>14-309</b> | <b>34</b> | <b>1</b> | <b>10-43</b> | <b>12</b> | <b>2</b> | <b>.</b> |
| <b>Opponents</b> | <b>11</b> | <b>410</b> | <b>402</b> | <b>812</b> | <b>97-246</b> | <b>18-124</b> | <b>22-186</b> | <b>33</b> | <b>3</b> | <b>8-34</b>  | <b>6</b>  | <b>4</b> | <b>2</b> |



## Game By Game Rushing

|                    | No-Yds/TD   | LANGSTON | FHSU     | ESU      | TRUMAN  | NWMSU   | PSU     | SBU      | UMR      | CMSU     | MWSC    | MSSU     |
|--------------------|-------------|----------|----------|----------|---------|---------|---------|----------|----------|----------|---------|----------|
| Hearn,Trent RB     | 235-1116/16 | 18-106/1 | 22-137/2 | 28-133/1 | 18-27/0 | 16-83/1 | 21-56/1 | 23-131/2 | 29-175/3 | 26-115/1 | DNP     | 34-153/4 |
| Schuerman,Tyler QB | 57-219/1    | 2-19/0   | 5-13/0   | 5-2/0    | 7-48/0  | 8-9/0   | 2-5/0   | 2-9/0    | 2-8/0    | 4-22/1   | 15-58/0 | 5-58/0   |
| Bland,Rawshaw FB   | 37-177/0    | 2-25/0   | 2-2/0    | 1-19/0   | -       | 3-17/0  | 3-3/0   | 3-11/0   | 4-19/0   | 2-5/0    | 15-68/0 | 2-8/0    |
| Hickel,Dustin QB   | 49-135/2    | 7-44/0   | 4-28/0   | 7-15/2   | 5-23/0  | 3-2/0   | 5-4/0   | 5-23/0   | 5-28/0   | 5-12/0   | 3-6/0   | -        |
| Brown,Chris FB     | 28-120/1    | 6-29/0   | 5-0/0    | 1-6/0    | 1-3/0   | 2-5/0   | -       | 1-24/0   | -        | 1-11/0   | 10-40/1 | 1-2/0    |
| Odupitan,Mike WR   | 12-97/0     | -        | -        | 1-5/0    | 1-5/0   | 1-3/0   | -       | 2-16/0   | 3-62/0   | 1-12/0   | DNP     | 3-4/0    |
| Womack,Jeff RB     | 24-37/0     | 7-15/0   | DNP      | 3-0/0    | 2-9/0   | 6-1/0   | 1-2/0   | -        | 4-13/0   | -        | 1-1/0   | DNP      |
| Benning,DaWight WR | 3-14/0      | -        | -        | 1-6/0    | -       | 1-2/0   | -       | -        | -        | -        | 1-6/0   | -        |
| Lehman,Cason WR    | 3-2/0       | -        | -        | -        | -       | -       | -       | -        | 1-9/0    | 1-3/0    | 1-10/0  | -        |
| Kraisinger,Kip FB  | 1-2/0       | -        | -        | DNP      | DNP     | DNP     | DNP     | DNP      | 1-2/0    | DNP      | DNP     | DNP      |
| McCann,Chris RB    | 3-1/0       | 1-1/0    | -        | DNP      | DNP     | -       | -       | DNP      | 2-2/0    | -        | -       | DNP      |
| Huelsman,Chris RB  | 5-2/0       | DNP      | 5-2/0    | DNP      | DNP     | DNP     | DNP     | -        | -        | -        | -       | -        |
| Ichabods           | 6-10/0      | DNP      | DNP      | 2-2/0    | DNP     | -       | DNP     | 1-1/0    | DNP      | DNP      | 1-4/0   | 2-3/0    |

## Game By Game Receiving

|                      | No-Yds/TD | LANGSTON | FHSU   | ESU     | TRUMAN | NWMSU  | PSU    | SBU     | UMR     | CMSU    | MWSC   | MSSU   |
|----------------------|-----------|----------|--------|---------|--------|--------|--------|---------|---------|---------|--------|--------|
| Sissom,Sam WR        | 39-555/6  | 3-33/1   | -      | 3-46/0  | 1-13/0 | 5-79/0 | 3-3/0  | 6-141/2 | 5-100/2 | 3-46/0  | 9-89/1 | 1-5/0  |
| Lehman,Cason WR      | 32-514/2  | 4-60/1   | 3-63/0 | 3-44/0  | 3-35/0 | 1-34/0 | -      | 1-11/0  | 4-63/1  | 4-56/0  | 6-86/0 | 3-62/0 |
| Odupitan,Mike WR     | 29-475/6  | 2-29/0   | 1-6/0  | 4-100/0 | 3-42/0 | 3-36/1 | 1-10/0 | 3-89/2  | 3-26/1  | 4-42/2  | DNP    | 5-95/0 |
| Benning,DaWight WR   | 22-383/1  | 2-49/0   | 2-33/1 | 1-2/0   | -      | 2-22/0 | 4-63/0 | 3-30/0  | -       | 4-136/0 | 4-48/0 | -      |
| Scott,Jeff TE        | 6-91/0    | 1-1/0    | -      | 1-13/0  | -      | -      | -      | 1-10/0  | 1-12/0  | -       | 1-18/0 | 1-37/0 |
| Hoytal,John TE       | 5-60/0    | -        | -      | 1-7/0   | 1-17/0 | 1-10/0 | -      | 1-7/0   | 1-19/0  | -       | -      | -      |
| Hickel,Dustin QB     | 2-42/0    | -        | -      | -       | -      | -      | -      | -       | -       | -       | 2-42/0 | -      |
| Bland,Rawshaw FB     | 7-33/0    | 1-2/0    | -      | -       | -      | 1-2/0  | 1-3/0  | 2-10/0  | 2-16/0  | -       | -      | -      |
| Hearn,Trent RB       | 4-20/0    | -        | -      | -       | -      | -      | 2-14/0 | 1-6/0   | -       | -       | DNP    | 1-0/0  |
| Burgess,Marquetis WR | 1-11/0    | 1-11/0   | -      | -       | -      | -      | -      | -       | DNP     | DNP     | DNP    | -      |
| Brown,Chris FB       | 1-4/0     | -        | -      | -       | -      | 1-4/0  | -      | -       | -       | -       | -      | -      |

## Game By Game Fumble Recoveries

|             | No-Yds | LANGSTON | FHSU | ESU | TRUMAN | NWMSU | PSU | SBU | UMR | CMSU | MWSC | MSSU |
|-------------|--------|----------|------|-----|--------|-------|-----|-----|-----|------|------|------|
| Taylor,Eric | 1-43   | -        | 1-43 | -   | -      | -     | -   | -   | -   | -    | -    | -    |
| Gould,Grant | 1-0    | 1-0      | -    | -   | -      | -     | -   | -   | -   | -    | -    | -    |

## Game By Game Passing

| Tyler Schuerman      | Att        | Comp      | Int       | Pct         | Yards       | TD       | Long      | Sack      | Yds       |
|----------------------|------------|-----------|-----------|-------------|-------------|----------|-----------|-----------|-----------|
| Langston             | 16         | 8         | 1         | 50.0        | 135         | 1        | 39        | 0         | 0         |
| Fort Hays State      | 12         | 3         | 0         | 25.0        | 56          | 0        | 35        | 1         | 11        |
| Emporia State        | 6          | 3         | 1         | 50.0        | 52          | 0        | 39        | 1         | 8         |
| Truman State         | 9          | 6         | 1         | 66.7        | 76          | 0        | 29        | 0         | 0         |
| Northwest Mo. St. U. | 14         | 9         | 0         | 64.3        | 129         | 1        | 40        | 3         | 12        |
| Pittsburg St.        | 5          | 3         | 0         | 60.0        | 14          | 0        | 6         | 1         | 8         |
| Southwest Baptist    | 12         | 7         | 0         | 58.3        | 63          | 1        | 24        | 0         | 0         |
| Missouri-Rolla       | 6          | 3         | 0         | 50.0        | 68          | 1        | 27        | 0         | 0         |
| Central Missouri St. | 18         | 9         | 1         | 50.0        | 209         | 1        | 47        | 1         | 10        |
| Missouri Western     | 34         | 19        | 4         | 55.9        | 246         | 1        | 35        | 4         | 16        |
| Missouri Southern    | 25         | 11        | 3         | 44.0        | 199         | 0        | 46        | 0         | 0         |
| <b>TOTALS</b>        | <b>157</b> | <b>81</b> | <b>11</b> | <b>51.6</b> | <b>1247</b> | <b>6</b> | <b>47</b> | <b>11</b> | <b>65</b> |

| Dustin Hickel        | Att        | Comp      | Int       | Pct         | Yards      | TD       | Long      | Sack     | Yds       |
|----------------------|------------|-----------|-----------|-------------|------------|----------|-----------|----------|-----------|
| Langston             | 14         | 6         | 1         | 42.9        | 50         | 1        | 14        | 0        | 0         |
| Fort Hays State      | 10         | 3         | 0         | 30.0        | 46         | 1        | 25        | 0        | 0         |
| Emporia State        | 16         | 10        | 0         | 62.5        | 160        | 0        | 38        | 0        | 0         |
| Truman State         | 11         | 2         | 1         | 18.2        | 31         | 0        | 21        | 0        | 0         |
| Northwest Mo. St. U. | 15         | 5         | 3         | 33.3        | 58         | 0        | 19        | 1        | 16        |
| Pittsburg St.        | 17         | 8         | 1         | 47.1        | 79         | 0        | 33        | 0        | 0         |
| Southwest Baptist    | 16         | 10        | 0         | 62.5        | 176        | 2        | 55        | 2        | 17        |
| Missouri-Rolla       | 22         | 13        | 1         | 59.1        | 168        | 3        | 29        | 0        | 0         |
| Central Missouri St. | 16         | 6         | 3         | 37.5        | 71         | 1        | 28        | 2        | 14        |
| Missouri Western     | 8          | 3         | 1         | 37.5        | 37         | 0        | 16        | 1        | 2         |
| <b>TOTALS</b>        | <b>145</b> | <b>66</b> | <b>11</b> | <b>45.5</b> | <b>876</b> | <b>8</b> | <b>55</b> | <b>6</b> | <b>49</b> |

| Cason Lehman      | Att      | Comp     | Int      | Pct          | Yards     | TD       | Long      | Sack     | Yds       |
|-------------------|----------|----------|----------|--------------|-----------|----------|-----------|----------|-----------|
| Southwest Baptist | 1        | 1        | 0        | 100.0        | 65        | 1        | 65        | 0        | 0         |
| <b>TOTALS</b>     | <b>1</b> | <b>1</b> | <b>0</b> | <b>100.0</b> | <b>65</b> | <b>1</b> | <b>65</b> | <b>1</b> | <b>10</b> |

## Game By Game Punting

| Adam Azeltine   | No        | Yds        | Avg         | Long      | TB       | FC       | 50+      | 120      |
|-----------------|-----------|------------|-------------|-----------|----------|----------|----------|----------|
| Langston        | 3         | 100        | 33.3        | 36        | 0        | 0        | 0        | 3        |
| Fort Hays State | 6         | 167        | 27.8        | 36        | 0        | 1        | 0        | 1        |
| Emporia State   | 3         | 98         | 32.7        | 38        | 0        | 1        | 0        | 0        |
| <b>Totals</b>   | <b>12</b> | <b>365</b> | <b>30.4</b> | <b>38</b> | <b>0</b> | <b>2</b> | <b>0</b> | <b>4</b> |

| Brian Boswell        | No        | Yds         | Avg         | Long      | TB       | FC        | 50+      | 120      |
|----------------------|-----------|-------------|-------------|-----------|----------|-----------|----------|----------|
| Truman State         | 5         | 162         | 32.4        | 42        | 0        | 2         | 0        | 1        |
| Northwest Mo. St. U. | 7         | 213         | 30.4        | 38        | 0        | 3         | 0        | 0        |
| Pittsburg St.        | 10        | 354         | 35.4        | 52        | 0        | 2         | 1        | 2        |
| Southwest Baptist    | 4         | 98          | 24.5        | 28        | 0        | 1         | 0        | 1        |
| Missouri-Rolla       | 5         | 165         | 33.0        | 35        | 0        | 2         | 0        | 4        |
| Central Missouri St. | 4         | 115         | 28.8        | 31        | 0        | 0         | 0        | 0        |
| Missouri Southern    | 1         | 29          | 29.0        | 29        | 0        | 0         | 0        | 0        |
| <b>Totals</b>        | <b>36</b> | <b>1136</b> | <b>31.6</b> | <b>52</b> | <b>1</b> | <b>10</b> | <b>1</b> | <b>8</b> |

## Game By Game Field Goals

| Derek Banion         | FG       | FGA      | Long      | MPAT      | PATA      |
|----------------------|----------|----------|-----------|-----------|-----------|
| Langston             | 0        | 0        | --        | 4         | 4         |
| Fort Hays State      | 0        | 0        | --        | 2         | 2         |
| Emporia State        | 0        | 1        | --        | 4         | 4         |
| Truman State         | 2        | 2        | 31        | 0         | 0         |
| Northwest Mo. St. U. | 0        | 1        | --        | 2         | 2         |
| <b>Totals</b>        | <b>2</b> | <b>4</b> | <b>31</b> | <b>12</b> | <b>12</b> |

| Connor Sabel         | FG       | FGA      | Long      | MPAT      | PATA      |
|----------------------|----------|----------|-----------|-----------|-----------|
| Pittsburg State      | 1        | 1        | 23        | 1         | 1         |
| Southwest Baptist    | 0        | 1        | --        | 1         | 1         |
| Missouri-Rolla       | 0        | 0        | --        | 7         | 7         |
| Central Missouri St. | 0        | 0        | --        | 2         | 3         |
| Missouri Western St. | 0        | 1        | --        | 2         | 2         |
| Missouri Southern    | 1        | 1        | 34        | 5         | 5         |
| <b>Totals</b>        | <b>2</b> | <b>4</b> | <b>34</b> | <b>22</b> | <b>23</b> |

## Game By Game Tackles

|                     | UA-A  | TOT | LU  | FHSU | ESU | TRUMAN | NWMSU | PSU | SBU  | UMR | CMSU | MWSC | MSSU |
|---------------------|-------|-----|-----|------|-----|--------|-------|-----|------|-----|------|------|------|
| Gould,Grant LB      | 45-66 | 111 | 3-6 | 2-3  | 5-4 | 8-7    | 4-4   | 5-6 | 6-10 | 2-8 | 5-4  | 4-6  | 1-8  |
| Dewey,Morgan LB     | 28-65 | 93  | 2-9 | 3-5  | 3-6 | 6-5    | DNP   | 4-3 | 1-15 | 2-8 | 1-0  | 3-6  | 3-8  |
| Corcoran,Joe SAF    | 44-46 | 90  | 2-7 | 7-6  | 7-4 | 7-6    | 8-0   | 1-7 | 5-5  | 1-4 | 5-7  | DNP  | 1-0  |
| Myers,Brooks LB     | 30-43 | 73  | 1-5 | 1-2  | 5-3 | 3-4    | 1-1   | 3-3 | 2-4  | 4-2 | 4-6  | 2-3  | 4-10 |
| Looney,Josh LB      | 20-41 | 61  | 3-7 | 1-4  | 2-5 | 1-0    | 2-2   | -   | 4-7  | 2-7 | 0-4  | 2-2  | 3-3  |
| Beck,Evin LB        | 18-36 | 54  | 0-4 | 0-1  | 1-0 | 4-5    | 1-6   | 2-6 | 2-5  | 2-4 | 2-1  | 2-0  | 2-4  |
| Terrell,Fletcher DB | 33-14 | 47  | 1-3 | 5-1  | 2-1 | 2-0    | 1-0   | 6-0 | 1-1  | 4-3 | 2-2  | 5-0  | 4-3  |
| Taylor,Eric DL      | 17-27 | 44  | 0-2 | 4-6  | 4-0 | 2-1    | 0-3   | 0-2 | 1-4  | 1-1 | 2-1  | 2-3  | 1-4  |
| Nichols,Blake DL    | 5-28  | 33  | 0-4 | 1-4  | 0-2 | 1-2    | 1-0   | 1-3 | 1-2  | 0-2 | 0-2  | 0-4  | 0-3  |
| Cobb,Terrell DE     | 14-15 | 29  | 3-3 | 2-2  | 1-0 | 1-2    | 0-2   | 2-1 | 1-3  | 2-1 | 1-0  | DNP  | 1-1  |
| Smith,Darold DB     | 10-13 | 23  | DNP | 0-1  | 3-0 | 3-6    | DNP   | -   | DNP  | -   | -    | 3-3  | 1-3  |
| Meyer,Blake SAF     | 9-13  | 22  | -   | 0-1  | 1-0 | 0-2    | 1-0   | 1-1 | 0-2  | 2-0 | 2-1  | 1-5  | 1-1  |
| Barth,Jacob DL      | 8-12  | 20  | 0-1 | 0-1  | 1-1 | 1-1    | 0-1   | 0-3 | 2-1  | 2-2 | 0-1  | 1-0  | 1-0  |
| Lewis,Trey DL       | 6-12  | 18  | -   | 0-3  | 2-0 | 1-3    | 1-1   | 1-2 | 0-2  | -   | -    | 1-0  | 0-1  |
| Young,Tramaine DB   | 12-5  | 17  | 0-2 | 0-1  | 1-0 | -      | 2-0   | 1-1 | 1-0  | 3-0 | 4-0  | DNP  | 0-1  |
| Huenefeld,Cody DL   | 7-9   | 16  | DNP | DNP  | -   | 2-1    | 0-1   | 0-2 | 2-1  | -   | 1-2  | 2-0  | 0-2  |
| Bull,Nick DL        | 7-8   | 15  | 1-3 | 1-1  | -   | 1-1    | 1-1   | 1-1 | DNP  | 1-0 | -    | 1-0  | 0-1  |
| Hemmerling,Zach DL  | 3-10  | 13  | -   | -    | -   | 0-1    | 0-2   | 1-1 | 1-1  | 1-1 | 0-1  | 0-2  | 0-1  |
| Neal,Aaron DB       | 4-9   | 13  | 0-1 | -    | DNP | -      | 2-0   | 1-1 | 0-1  | 1-1 | 0-4  | DNP  | 0-1  |
| Jackson,Mark DB     | 5-5   | 10  | 1-2 | 2-1  | DNP | 2-1    | -     | 0-1 | DNP  | -   | DNP  | -    | DNP  |
| Minikwu,Taurence LB | 5-4   | 9   | 0-2 | 1-1  | DNP | -      | 2-1   | 1-0 | -    | 1-0 | -    | DNP  | DNP  |
| Wimpy,Jeff DB       | 3-5   | 8   | 0-4 | 2-1  | 1-0 | DNP    | DNP   | DNP | DNP  | DNP | DNP  | DNP  | DNP  |
| Hoefler,Troy SAF    | 2-6   | 8   | DNP | DNP  | DNP | DNP    | 0-1   | 1-2 | 1-0  | 0-1 | -    | DNP  | 0-2  |

## Game By Game Sacks

|                   | UA-A | TOT | LU  | FHSU | ESU  | TRUMAN | NWMSU | PSU | SBU | UMR  | CMSU | MWSC | MSSU |
|-------------------|------|-----|-----|------|------|--------|-------|-----|-----|------|------|------|------|
| Barth,Jacob DL    | 1-1  | 2   | -   | -    | -    | -      | -     | -   | -   | 2-14 | -    | -    | -    |
| Nichols,Blake DL  | 1-1  | 2   | -   | 1-7  | -    | -      | -     | -   | -   | 1-5  | -    | -    | -    |
| Huenefeld,Cody DL | 2-0  | 2   | DNP | DNP  | -    | 1-7    | -     | -   | 1-6 | -    | -    | -    | -    |
| Looney,Josh LB    | 1-1  | 2   | -   | -    | -    | -      | -     | -   | -   | 2-12 | -    | -    | -    |
| Dewey,Morgan LB   | 1-1  | 2   | -   | -    | 1-10 | -      | DNP   | -   | -   | 1-4  | -    | -    | -    |
| Cobb,Terrell DE   | 2-0  | 2   | 1-3 | 1-9  | -    | -      | -     | -   | -   | -    | -    | DNP  | -    |
| Bull,Nick DL      | 1-1  | 2   | 1-8 | 1-1  | -    | -      | -     | -   | DNP | -    | -    | -    | -    |
| 8 others with     |      | 1   |     |      |      |        |       |     |     |      |      |      |      |

## Game By Game Punt Returns

|             | No-Yds | LU   | FHSU | ESU  | TRUMAN | NWMSU | PSU  | SBU  | UMR  | CMSU | MWSC | MSSU |
|-------------|--------|------|------|------|--------|-------|------|------|------|------|------|------|
| Sissom,Sam  | 32-296 | 5-56 | 6-44 | 2-13 | 1-0    | 2-1   | 3-17 | 1-13 | 6-76 | 2-9  | 2-11 | 2-56 |
| Barth,Jacob | 1-11   | -    | -    | -    | -      | -     | -    | 1-11 | -    | -    | -    | -    |

## Game By Game Kick Returns

|                   | No-Yds | LU   | FHSU | ESU  | TRUMAN | NWMSU | PSU   | SBU  | UMR  | CMSU  | MWSC | MSSU |
|-------------------|--------|------|------|------|--------|-------|-------|------|------|-------|------|------|
| Odupitan,Mike     | 21-588 | -    | 1-20 | -    | 1-47   | 4-94  | 6-177 | 2-45 | -    | 6-116 | DNP  | 1-89 |
| Huelsman,Chris    | 9-212  | DNP  | -    | DNP  | DNP    | DNP   | DNP   | 2-53 | 2-53 | -     | 3-40 | 2-66 |
| Burgess,Marquetis | 10-195 | 1-28 | -    | 3-49 | 2-34   | 3-58  | -     | 1-26 | DNP  | DNP   | DNP  | -    |
| Terrell,Fletcher  | 1-24   | -    | -    | -    | -      | -     | -     | -    | -    | -     | 1-24 | -    |
| Neal,Aaron        | 1-21   | -    | -    | DNP  | -      | -     | -     | -    | -    | 1-21  | DNP  | -    |
| Hoefler,Troy      | 2-17   | DNP  | DNP  | DNP  | DNP    | -     | 1-17  | -    | 1-0  | -     | DNP  | -    |
| Minikwu,Taurence  | 1-7    | -    | -    | DNP  | -      | -     | -     | 1-7  | -    | -     | DNP  | DNP  |
| Lehman,Cason      | 1-6    | -    | -    | -    | -      | -     | -     | 1-6  | -    | -     | -    | -    |
| Peel,Brian        | 1-6    | DNP  | -    | DNP  | DNP    | -     | -     | -    | -    | -     | -    | 1-6  |
| Brown,Chris       | 1-1    | -    | -    | -    | -      | -     | -     | -    | -    | -     | -    | 1-1  |

## Game By Game Interception Returns

|                  | No-Yds | LU   | FHSU | ESU  | TRUMAN | NWMSU | PSU | SBU | UMR  | CMSU | MWSC | MSSU |
|------------------|--------|------|------|------|--------|-------|-----|-----|------|------|------|------|
| Corcoran,Joe     | 4-73   | 2-32 | -    | -    | -      | -     | 1-1 | -   | -    | -    | DNP  | 1-40 |
| Terrell,Fletcher | 4-190  | -    | -    | 1-60 | -      | 1-36  | -   | -   | 1-36 | -    | -    | 1-58 |
| Gould,Grant      | 1-24   | -    | -    | 1-24 | -      | -     | -   | -   | -    | -    | -    | -    |
| Myers,Brooks     | 1-5    | -    | -    | -    | -      | -     | -   | 1-5 | -    | -    | -    | -    |
| Cobb,Terrell     | 1-6    | -    | -    | -    | 1-6    | -     | -   | -   | -    | -    | DNP  | -    |
| Meyer,Blake      | 1-10   | -    | -    | -    | -      | -     | -   | -   | 1-10 | -    | -    | -    |
| Young,Tramaine   | 1-1    | -    | -    | -    | -      | 1-1   | -   | -   | -    | -    | DNP  | -    |
| Smith,Darold     | 1-0    | DNP  | 1-0  | -    | -      | DNP   | -   | DNP | -    | -    | -    | -    |



|                           | MIAA     |          |            |            |              | Overall  |          |            |            |              |
|---------------------------|----------|----------|------------|------------|--------------|----------|----------|------------|------------|--------------|
|                           | W        | L        | PF         | PA         | Pct.         | W        | L        | PF         | PA         | Pct.         |
| x-Central Missouri (17)   | 7        | 2        | 344        | 198        | 0.778        | 9        | 2        | 456        | 217        | 0.818        |
| x-Emporia State (15)      | 7        | 2        | 265        | 183        | 0.778        | 9        | 3        | 327        | 217        | 0.750        |
| x-Missouri Western        | 7        | 2        | 261        | 144        | 0.778        | 9        | 3        | 312        | 207        | 0.750        |
| x-Pittsburg State (10)    | 7        | 2        | 343        | 125        | 0.778        | 9        | 3        | 459        | 163        | 0.750        |
| x-Northwest Missouri (25) | 7        | 2        | 302        | 188        | 0.778        | 8        | 3        | 325        | 224        | 0.727        |
| Truman State              | 4        | 5        | 142        | 258        | 0.444        | 4        | 7        | 161        | 356        | 0.364        |
| <b>Washburn</b>           | <b>3</b> | <b>6</b> | <b>228</b> | <b>304</b> | <b>0.333</b> | <b>5</b> | <b>6</b> | <b>284</b> | <b>308</b> | <b>0.455</b> |
| Southwest Baptist         | 2        | 7        | 213        | 265        | 0.222        | 3        | 8        | 268        | 302        | 0.273        |
| Missouri Southern         | 1        | 8        | 127        | 326        | 0.111        | 1        | 10       | 161        | 368        | 0.091        |
| Missouri-Rolla            | 0        | 9        | 210        | 444        | 0.000        | 0        | 11       | 224        | 500        | 0.000        |

() = Rank in Final AFCA Division II Poll  
x=Shared MIAA Championship

## NCAA Division II Playoffs

**Saturday, November 22**

@Winona (Minn.) State 10, Emporia State 3  
@North Dakota 24, Pittsburg State 14

## Postseason Bowl Games

**Saturday, December 6**

Missouri Western 24 vs. Concordia-St. Paul (Minn.) 14

## 2003 MIAA All-Conference Teams

### Most Valuable Offensive Player

Neil Philpot, QB, PSU

### Most Valuable Defensive Player

Aaron McConnell, DL, PSU

### Freshman of the Year

Trent Hearn, RB, WU

### Coach of the Year

Dave Weimers, ESU

### First Team Offense

\*Neal Philpot PSU  
†Kegan Coleman CMSU  
Tyler Paul ESU  
•††Jamaica Rector NWMSU WR/KR  
Marc Green SBU  
Cole Drussa UMR  
\*Tyronne Armstrong PSU  
\*Brett Minge MWSC  
Andy Bandstra ESU  
Kenneth Eboh NWMSU  
Darryl Grace CMSU  
Justin Gray ESU

\*=Unanimous selection

•=Unanimous selection at wide receiver

†=Repeat first-team choice from 2002

††=Repeat first-team choice from 2001 & 2002

†††=Repeat first-team choice from 2000, 2001 & 2002

### First Team Defense

\*†Roderick Green CMSU  
RB †††Aaron McConnell PSU DL  
RB Eric McDowell MWSC  
WR/KR Mark Stephen PSU  
WR Wilson Curtis MWSC  
TE †John Edmonds NWMSU  
OL Jason Vanloo CMSU  
OL Tameem Yehyaw TSU  
OL Brad Johnson ESU  
OL Pierre Thomas MWSC  
OL Darryl Ridley NWMSU  
K Terek Wilson PSU  
Mark Kamphoefner TSU

Four linebackers were selected due to a tie in voting.

### Second Team Offense

DL Tad Hatfield ESU  
**Trent Hearn WU**  
DL Marco Kirven SBU  
DL Germaine Race PSU  
LB Clint Moss UMR  
LB Andre Rector NWMSU  
LB J.J. Richard ESU  
LB Louis Lamb ESU  
DB Nathan Baker PSU  
DB Jay Fleeman CMSU  
DB Eric Martin ESU  
DB Aubrin Rhem SBU  
P Eric Stewart TSU  
**Tim Watts WU**  
Brandon Starks CMSU  
Jimmy Conner CMSU  
Three running backs three wide receivers and six offensive linemen were selected due to ties in voting

### Second Team Defense

QB Eric Acree SBU  
**RB Falco Grehl ESU**  
RB Josh Lawson PSU  
RB Mike Nanninga NWMSU  
WR Chris Eads MWSC  
WR Josh Lattimer PSU  
WR Josh Williams ESU  
TE Ryan Burpo MSSU  
OL Colin Johnson CMSU  
OL John McPherson CMSU  
OL Luke Waller ESU  
OL Jason Brown CMSU  
OL K KR

### Honorable Mention

#### Offense

Evan Gray UMR  
Josh Lamberson NWMSU  
Derrick Pitts MWSC  
Josh Sanders ESU  
Jerard Levenson TSU  
Keenan Miller UMR  
Lee Thompson CMSU  
Jermaine Carpenter PSU  
Andre Day ESU  
Jimmy Conner CMSU  
Brett Fischer UMR  
Jamison Heiskell CMSU  
Andy Majors PSU  
Adam Otte NWMSU  
James Perry TSU  
Uros Stosic UMR

QB Ted Maxwell CMSU  
QB Bill Noll MWSC  
RB L.V. Hill SBU  
RB Tommy Brown SBU  
RB Raymond Fonoti NWMSU  
RB Greg Klipsch TSU  
RB Jason Stumbo MSSU  
WR Chad Weeks PSU  
**Tyrone Barrett WU**  
WR Jake Johnson SBU  
WR Joe Tomasek UMR  
WR Chase Ward CMSU  
WR Steve Mattson SBU  
**Mike Odupitan WU**  
WR Pierre Thomas MWSC  
WR DeMarcus Mathes MSSU  
Morris White NWMSU

### Honorable Mention

#### Defense

TE Seth Austin MSSU  
TE Michael Cobbins MWSC  
TE Travis Frogge MWSC  
OL Ted Guisinger TSU  
OL Philip Mabion ESU  
OL Eric Taylor WU  
OL Justin Kohlmeier ESU  
OL Ryan Meredith PSU  
**OL Jeremy Wooden CMSU**  
OL Jason Dawson MWSC  
**Grant Gould WU**  
OL Adam Long NWMSU  
K Chad Miller PSU  
KR Andy Creger NWMSU  
KR Cal Gast ESU  
KR Avian Jordan UMR  
**Josh Looney WU**  
Jimmie Taylor PSU

DL Reggie Williams SBU  
DL Derek Kent TSU  
DL Josh Oldfather ESU  
DL Desmond Polk MWSC  
DL **Fletcher Terrell WU**  
DL Donald Williams SBU  
DL Marcus Yokeley TSU  
DL Robert Spinks MSSU  
DL LB  
LB  
**LB**  
LB  
LB  
LB  
LB  
LB  
LB

# 2003 MIAA TEAM LEADERS

| SCORING OFFENSE      | G         | TD        | XP        | 2XP      | DXP      | FG       | Saf      | Pts        | Avg         |
|----------------------|-----------|-----------|-----------|----------|----------|----------|----------|------------|-------------|
| Central Missouri St. | 11        | 59        | 56        | 0        | 0        | 12       | 5        | 456        | 41.5        |
| Pittsburg State      | 11        | 63        | 47        | 4        | 0        | 4        | 0        | 445        | 40.5        |
| Northwest Mo. State  | 11        | 40        | 36        | 0        | 1        | 15       | 1        | 325        | 29.5        |
| Emporia State        | 11        | 40        | 37        | 1        | 0        | 15       | 0        | 324        | 29.5        |
| Missouri Western     | 11        | 37        | 30        | 0        | 1        | 10       | 2        | 288        | 26.2        |
| <b>Washburn</b>      | <b>11</b> | <b>39</b> | <b>34</b> | <b>2</b> | <b>0</b> | <b>4</b> | <b>0</b> | <b>284</b> | <b>25.8</b> |
| Southwest Baptist    | 11        | 33        | 29        | 1        | 0        | 13       | 0        | 268        | 24.4        |
| Missouri-Rolla       | 11        | 31        | 25        | 1        | 0        | 3        | 1        | 224        | 20.4        |
| Truman               | 11        | 21        | 8         | 3        | 0        | 7        | 0        | 161        | 14.6        |
| Missouri Southern    | 11        | 20        | 12        | 4        | 0        | 7        | 0        | 161        | 14.6        |

| SCORING DEFENSE      | G         | TD        | XP        | 2XP      | DXP      | FG        | Saf      | Pts        | Avg         |
|----------------------|-----------|-----------|-----------|----------|----------|-----------|----------|------------|-------------|
| Pittsburg State      | 11        | 17        | 14        | 1        | 0        | 7         | 0        | 139        | 12.6        |
| Missouri Western     | 11        | 24        | 18        | 1        | 0        | 9         | 1        | 193        | 17.5        |
| Emporia State        | 11        | 26        | 20        | 2        | 0        | 9         | 0        | 207        | 18.8        |
| Central Missouri St. | 11        | 29        | 19        | 3        | 0        | 6         | 0        | 217        | 19.7        |
| Northwest Mo. State  | 11        | 29        | 23        | 0        | 0        | 9         | 0        | 224        | 20.4        |
| Southwest Baptist    | 11        | 41        | 31        | 1        | 0        | 7         | 1        | 302        | 27.5        |
| <b>Washburn</b>      | <b>11</b> | <b>39</b> | <b>33</b> | <b>2</b> | <b>0</b> | <b>11</b> | <b>2</b> | <b>308</b> | <b>28.0</b> |
| Truman               | 11        | 48        | 45        | 0        | 0        | 7         | 1        | 356        | 32.4        |
| Missouri Southern    | 11        | 48        | 42        | 0        | 1        | 12        | 0        | 368        | 33.5        |
| Missouri-Rolla       | 11        | 67        | 60        | 2        | 1        | 10        | 1        | 500        | 45.5        |

| PASS OFFENSE         | G         | Att        | Cmp        | Int       | Pct.        | Yds         | Avg        | TD        | Yds/G        |
|----------------------|-----------|------------|------------|-----------|-------------|-------------|------------|-----------|--------------|
| Missouri-Rolla       | 11        | 471        | 250        | 27        | 53.1        | 2712        | 5.8        | 26        | 246.5        |
| Northwest Mo. State  | 11        | 326        | 188        | 17        | 57.7        | 2598        | 8.0        | 16        | 236.2        |
| Emporia State        | 11        | 349        | 180        | 14        | 51.6        | 2338        | 6.7        | 18        | 212.5        |
| <b>Washburn</b>      | <b>11</b> | <b>304</b> | <b>148</b> | <b>22</b> | <b>48.7</b> | <b>2188</b> | <b>7.2</b> | <b>15</b> | <b>198.9</b> |
| Truman               | 11        | 389        | 190        | 19        | 48.8        | 2103        | 5.4        | 10        | 191.2        |
| Pittsburg State      | 11        | 217        | 106        | 11        | 48.8        | 2057        | 9.5        | 16        | 187.0        |
| Central Missouri St. | 11        | 242        | 139        | 9         | 57.4        | 1903        | 7.9        | 18        | 173.0        |
| Southwest Baptist    | 11        | 327        | 180        | 15        | 55.0        | 1832        | 5.6        | 14        | 166.5        |
| Missouri Western     | 11        | 283        | 133        | 11        | 47.0        | 1618        | 5.7        | 15        | 147.1        |
| Missouri Southern    | 11        | 310        | 142        | 19        | 45.8        | 1533        | 4.9        | 4         | 139.4        |

| PASS DEFENSE         | G         | Att        | Cmp        | Int       | Pct.        | Yds         | Avg        | TD        | Yds/G        |
|----------------------|-----------|------------|------------|-----------|-------------|-------------|------------|-----------|--------------|
| Emporia State        | 11        | 307        | 132        | 17        | 43.0        | 1745        | 5.7        | 7         | 158.6        |
| Pittsburg State      | 11        | 346        | 175        | 20        | 50.6        | 1852        | 5.4        | 12        | 168.4        |
| <b>Washburn</b>      | <b>11</b> | <b>284</b> | <b>154</b> | <b>14</b> | <b>54.2</b> | <b>1957</b> | <b>6.9</b> | <b>19</b> | <b>177.9</b> |
| Northwest Mo. State  | 11        | 344        | 184        | 10        | 53.5        | 1995        | 5.8        | 12        | 181.4        |
| Truman               | 11        | 265        | 150        | 15        | 56.6        | 2024        | 7.6        | 17        | 184.0        |
| Missouri Southern    | 11        | 328        | 166        | 13        | 50.6        | 2079        | 6.3        | 14        | 189.0        |
| Central Missouri St. | 11        | 290        | 137        | 19        | 47.2        | 2100        | 7.2        | 18        | 190.9        |
| Southwest Baptist    | 11        | 302        | 164        | 11        | 54.3        | 2108        | 7.0        | 15        | 191.6        |
| Missouri Western     | 11        | 387        | 207        | 26        | 53.5        | 2403        | 6.2        | 11        | 218.5        |
| Missouri-Rolla       | 11        | 294        | 173        | 11        | 58.8        | 2421        | 8.2        | 24        | 220.1        |

| KICKOFF RETURNS      | G         | Ret       | Yds         | TD       | Avg         |
|----------------------|-----------|-----------|-------------|----------|-------------|
| Northwest Mo. State  | 11        | 36        | 859         | 0        | 23.9        |
| <b>Washburn</b>      | <b>11</b> | <b>48</b> | <b>1077</b> | <b>1</b> | <b>22.4</b> |
| Missouri Western     | 11        | 34        | 732         | 0        | 21.5        |
| Emporia State        | 11        | 28        | 598         | 0        | 21.4        |
| Central Missouri St. | 11        | 42        | 893         | 0        | 21.3        |
| Pittsburg State      | 11        | 25        | 518         | 0        | 20.7        |
| Truman               | 11        | 51        | 1051        | 0        | 20.6        |
| Missouri Southern    | 11        | 59        | 1188        | 1        | 20.1        |
| Southwest Baptist    | 11        | 31        | 550         | 0        | 17.7        |
| Missouri-Rolla       | 11        | 69        | 1178        | 0        | 17.1        |

| PUNTING              | G         | No.       | Yards       | Avg         | Ret       | Yds        | Avg        | Net/P       |
|----------------------|-----------|-----------|-------------|-------------|-----------|------------|------------|-------------|
| Central Missouri St. | 11        | 52        | 2015        | 38.8        | 25        | 114        | 2.2        | 36.6        |
| Northwest Mo. State  | 11        | 44        | 1667        | 37.9        | 19        | 93         | 2.1        | 35.8        |
| Missouri Western     | 11        | 65        | 2469        | 38.0        | 28        | 275        | 4.2        | 33.8        |
| Truman               | 11        | 63        | 2356        | 37.4        | 25        | 295        | 4.7        | 32.7        |
| Emporia State        | 11        | 49        | 1675        | 34.2        | 30        | 212        | 4.3        | 29.9        |
| Pittsburg State      | 11        | 39        | 1294        | 33.2        | 17        | 136        | 3.5        | 29.7        |
| Southwest Baptist    | 11        | 54        | 1937        | 35.9        | 31        | 350        | 6.5        | 29.4        |
| Missouri Southern    | 11        | 80        | 2665        | 33.3        | 46        | 420        | 5.2        | 28.1        |
| <b>Washburn</b>      | <b>11</b> | <b>50</b> | <b>1501</b> | <b>30.0</b> | <b>15</b> | <b>116</b> | <b>2.3</b> | <b>27.7</b> |
| Missouri-Rolla       | 11        | 65        | 2233        | 34.4        | 41        | 568        | 8.7        | 25.6        |

| RUSHING OFFENSE      | G         | Att        | Yds         | Avg        | TD        | Yds/G        |
|----------------------|-----------|------------|-------------|------------|-----------|--------------|
| Pittsburg State      | 11        | 530        | 3000        | 5.7        | 46        | 272.7        |
| Central Missouri St. | 11        | 461        | 2259        | 4.9        | 36        | 205.4        |
| Emporia State        | 11        | 475        | 2189        | 4.6        | 19        | 199.0        |
| Southwest Baptist    | 11        | 461        | 2085        | 4.5        | 16        | 189.5        |
| <b>Washburn</b>      | <b>11</b> | <b>463</b> | <b>1908</b> | <b>4.1</b> | <b>20</b> | <b>173.5</b> |
| Missouri Western     | 11        | 449        | 1788        | 4.0        | 17        | 162.5        |
| Truman               | 11        | 439        | 1419        | 3.2        | 11        | 129.0        |
| Northwest Mo. State  | 11        | 394        | 1398        | 3.5        | 18        | 127.1        |
| Missouri Southern    | 11        | 451        | 1278        | 2.8        | 12        | 116.2        |
| Missouri-Rolla       | 11        | 324        | 933         | 2.9        | 4         | 84.8         |

| RUSHING DEFENSE      | G         | Rushes     | Yards       | Avg.       | TD        | Yds/G        |
|----------------------|-----------|------------|-------------|------------|-----------|--------------|
| Pittsburg State      | 11        | 378        | 910         | 2.4        | 3         | 82.7         |
| Missouri Western     | 11        | 429        | 1240        | 2.9        | 10        | 112.7        |
| Central Missouri St. | 11        | 455        | 1312        | 2.9        | 10        | 119.3        |
| Northwest Mo. State  | 11        | 426        | 1457        | 3.4        | 14        | 132.5        |
| Emporia State        | 11        | 415        | 1472        | 3.5        | 17        | 133.8        |
| Southwest Baptist    | 11        | 432        | 1890        | 4.4        | 24        | 171.8        |
| Missouri Southern    | 11        | 432        | 1990        | 4.6        | 27        | 180.9        |
| <b>Washburn</b>      | <b>11</b> | <b>469</b> | <b>2081</b> | <b>4.4</b> | <b>19</b> | <b>189.2</b> |
| Truman               | 11        | 475        | 2434        | 5.1        | 25        | 221.3        |
| Missouri-Rolla       | 11        | 545        | 2860        | 5.2        | 38        | 260.0        |

| TOTAL OFFENSE        | G         | Rush        | Pass        | Plays      | Yards       | Avg/P      | TD        | Yds/G        |
|----------------------|-----------|-------------|-------------|------------|-------------|------------|-----------|--------------|
| Pittsburg State      | 11        | 3000        | 2057        | 747        | 5057        | 6.8        | 62        | 459.7        |
| Emporia State        | 11        | 2189        | 2338        | 824        | 4527        | 5.5        | 37        | 411.5        |
| Central Missouri St. | 11        | 2259        | 1903        | 703        | 4162        | 5.9        | 54        | 378.4        |
| <b>Washburn</b>      | <b>11</b> | <b>1908</b> | <b>2188</b> | <b>767</b> | <b>4096</b> | <b>5.3</b> | <b>35</b> | <b>372.4</b> |
| Northwest Mo. State  | 11        | 1398        | 2598        | 720        | 3996        | 5.6        | 34        | 363.3        |
| Southwest Baptist    | 11        | 2085        | 1832        | 788        | 3917        | 5.0        | 30        | 356.1        |
| Missouri-Rolla       | 11        | 933         | 2712        | 795        | 3645        | 4.6        | 30        | 331.4        |
| Truman               | 11        | 1419        | 2103        | 828        | 3522        | 4.3        | 21        | 320.2        |
| Missouri Western     | 11        | 1788        | 1618        | 732        | 3406        | 4.7        | 32        | 309.6        |
| Missouri Southern    | 11        | 1278        | 1533        | 761        | 2811        | 3.7        | 16        | 255.5        |

| TOTAL DEFENSE        | G         | Rush        | Pass        | Plays      | Yards       | Avg        | TD        | Yds/G        |
|----------------------|-----------|-------------|-------------|------------|-------------|------------|-----------|--------------|
| Pittsburg State      | 11        | 910         | 1852        | 724        | 2762        | 3.8        | 15        | 251.1        |
| Emporia State        | 11        | 1472        | 1745        | 722        | 3217        | 4.5        | 24        | 292.5        |
| Central Missouri St. | 11        | 1312        | 2100        | 745        | 3412        | 4.6        | 28        | 310.2        |
| Northwest Mo. State  | 11        | 1457        | 1995        | 770        | 3452        | 4.5        | 26        | 313.8        |
| Missouri Western     | 11        | 1240        | 2403        | 816        | 3643        | 4.5        | 21        | 331.2        |
| Southwest Baptist    | 11        | 1890        | 2108        | 734        | 3998        | 5.4        | 39        | 363.5        |
| <b>Washburn</b>      | <b>11</b> | <b>2081</b> | <b>1957</b> | <b>753</b> | <b>4038</b> | <b>5.4</b> | <b>38</b> | <b>367.1</b> |
| Missouri Southern    | 11        | 1990        | 2079        | 760        | 4069        | 5.4        | 41        | 369.9        |
| Truman               | 11        | 2434        | 2024        | 740        | 4458        | 6.0        | 42        | 405.3        |
| Missouri-Rolla       | 11        | 2860        | 2421        | 839        | 5281        | 6.3        | 62        | 480.1        |

| PUNT RETURNS         | G         | Ret       | Yds        | TD       | Avg        |
|----------------------|-----------|-----------|------------|----------|------------|
| Central Missouri St. | 11        | 39        | 563        | 2        | 14.4       |
| Missouri Western     | 11        | 25        | 300        | 2        | 12.0       |
| Northwest Mo. State  | 11        | 32        | 346        | 1        | 10.8       |
| Truman               | 11        | 22        | 210        | 0        | 9.5        |
| <b>Washburn</b>      | <b>11</b> | <b>33</b> | <b>307</b> | <b>0</b> | <b>9.3</b> |
| Emporia State        | 11        | 37        | 327        | 1        | 8.8        |
| Pittsburg State      | 11        | 48        | 424        | 0        | 8.8        |
| Missouri Southern    | 11        | 31        | 227        | 0        | 7.3        |
| Southwest Baptist    | 11        | 22        | 129        | 0        | 5.9        |
| Missouri-Rolla       | 11        | 15        | 82         | 1        | 5.5        |

| PASS EFFICIENCY      | G         | Att        | Cmp        | Pct         | Int       | Yds         | TD        | Effic        |
|----------------------|-----------|------------|------------|-------------|-----------|-------------|-----------|--------------|
| Pittsburg State      | 11        | 217        | 106        | .488        | 11        | 2057        | 16        | 142.7        |
| Central Missouri St. | 11        | 242        | 139        | .574        | 9         | 1903        | 18        | 140.6        |
| Northwest Mo. State  | 11        | 326        | 188        | .577        | 17        | 2598        | 16        | 130.4        |
| Emporia State        | 11        | 349        | 180        | .516        | 14        | 2338        | 18        | 116.8        |
| <b>Washburn</b>      | <b>11</b> | <b>304</b> | <b>148</b> | <b>.487</b> | <b>22</b> | <b>2188</b> | <b>15</b> | <b>111.0</b> |
| Missouri-Rolla       | 11        | 471        | 250        | .531        | 27        | 2712        | 26        | 108.2        |
| Southwest Baptist    | 11        | 327        | 180        | .550        | 15        | 1832        | 14        | 107.1        |
| Missouri Western     | 11        | 283        | 133        | .470        | 11        | 1618        | 15        | 104.7        |
| Truman               | 11        | 389        | 190        | .488        | 19        | 2103        | 10        | 93.0         |
| Missouri Southern    | 11        | 310        | 142        | .458        | 19        | 1533        | 4         | 79.3         |



| PASS DEF EFFICIENCY  | G         | Att        | Cmp        | Int       | Pct.        | Yds         | TD        | Effic        |
|----------------------|-----------|------------|------------|-----------|-------------|-------------|-----------|--------------|
| Emporia State        | 11        | 307        | 132        | 17        | 43.0        | 1745        | 7         | 87.2         |
| Pittsburg State      | 11        | 346        | 175        | 20        | 50.6        | 1852        | 12        | 95.4         |
| Missouri Western     | 11        | 387        | 207        | 26        | 53.5        | 2403        | 11        | 101.6        |
| Northwest Mo. State  | 11        | 344        | 184        | 10        | 53.5        | 1995        | 12        | 107.9        |
| Missouri Southern    | 11        | 328        | 166        | 13        | 50.6        | 2079        | 14        | 110.0        |
| Central Missouri St. | 11        | 290        | 137        | 19        | 47.2        | 2100        | 18        | 115.4        |
| Southwest Baptist    | 11        | 302        | 164        | 11        | 54.3        | 2108        | 15        | 122.0        |
| <b>Washburn</b>      | <b>11</b> | <b>284</b> | <b>154</b> | <b>14</b> | <b>54.2</b> | <b>1957</b> | <b>19</b> | <b>124.3</b> |
| Truman               | 11        | 265        | 150        | 15        | 56.6        | 2024        | 17        | 130.6        |
| Missouri-Rolla       | 11        | 294        | 173        | 11        | 58.8        | 2421        | 24        | 147.5        |

| FIRST DOWNS          | G         | Rush       | Pass      | Pen       | Total      |
|----------------------|-----------|------------|-----------|-----------|------------|
| Pittsburg State      | 11        | 152        | 77        | 16        | 245        |
| Emporia State        | 11        | 107        | 103       | 16        | 226        |
| Southwest Baptist    | 11        | 114        | 90        | 11        | 215        |
| <b>Washburn</b>      | <b>11</b> | <b>100</b> | <b>89</b> | <b>20</b> | <b>209</b> |
| Central Missouri St. | 11        | 112        | 80        | 16        | 208        |
| Northwest Mo. State  | 11        | 93         | 93        | 19        | 205        |
| Truman               | 11        | 88         | 91        | 24        | 203        |
| Missouri-Rolla       | 11        | 66         | 120       | 14        | 200        |
| Missouri Western     | 11        | 87         | 74        | 14        | 175        |
| Missouri Southern    | 11        | 70         | 70        | 13        | 153        |

| OPPONENT 1ST DOWNS   | G         | Rush       | Pass      | Pen       | Total      |
|----------------------|-----------|------------|-----------|-----------|------------|
| Pittsburg State      | 11        | 66         | 79        | 12        | 157        |
| Emporia State        | 11        | 64         | 77        | 20        | 161        |
| Central Missouri St. | 11        | 86         | 76        | 18        | 180        |
| Missouri Western     | 11        | 82         | 97        | 14        | 193        |
| Northwest Mo. State  | 11        | 88         | 96        | 12        | 196        |
| Southwest Baptist    | 11        | 100        | 87        | 13        | 200        |
| Missouri Southern    | 11        | 105        | 83        | 17        | 205        |
| Truman               | 11        | 124        | 83        | 8         | 215        |
| <b>Washburn</b>      | <b>11</b> | <b>109</b> | <b>88</b> | <b>20</b> | <b>217</b> |
| Missouri-Rolla       | 11        | 145        | 100       | 15        | 260        |

| PENALTIES            | G         | No        | Yds        | Avg/G       |
|----------------------|-----------|-----------|------------|-------------|
| Truman               | 11        | 62        | 469        | 42.6        |
| Missouri-Rolla       | 11        | 57        | 527        | 47.9        |
| Northwest Mo. State  | 11        | 72        | 567        | 51.5        |
| Missouri Southern    | 11        | 73        | 649        | 59.0        |
| Southwest Baptist    | 11        | 72        | 668        | 60.7        |
| <b>Washburn</b>      | <b>11</b> | <b>79</b> | <b>706</b> | <b>64.2</b> |
| Pittsburg State      | 11        | 80        | 708        | 64.4        |
| Missouri Western     | 11        | 82        | 712        | 64.7        |
| Emporia State        | 11        | 91        | 756        | 68.7        |
| Central Missouri St. | 11        | 94        | 800        | 72.7        |

| OPPONENT PENALTIES   | G         | No        | Yds        | Avg/G       |
|----------------------|-----------|-----------|------------|-------------|
| Missouri-Rolla       | 11        | 94        | 787        | 71.5        |
| Central Missouri St. | 11        | 94        | 748        | 68.0        |
| Truman               | 11        | 86        | 737        | 67.0        |
| Pittsburg State      | 11        | 92        | 731        | 66.5        |
| Missouri Southern    | 11        | 87        | 728        | 66.2        |
| <b>Washburn</b>      | <b>11</b> | <b>71</b> | <b>671</b> | <b>61.0</b> |
| Missouri Western     | 11        | 82        | 669        | 60.8        |
| Emporia State        | 11        | 76        | 662        | 60.2        |
| Northwest Mo. State  | 11        | 74        | 624        | 56.7        |
| Southwest Baptist    | 11        | 61        | 557        | 50.6        |

| 4TH-DN CONVERSIONS   | G         | Conv      | Att       | Pct         |
|----------------------|-----------|-----------|-----------|-------------|
| Pittsburg State      | 11        | 10        | 13        | 76.9        |
| Central Missouri St. | 11        | 8         | 11        | 72.7        |
| <b>Washburn</b>      | <b>11</b> | <b>17</b> | <b>32</b> | <b>53.1</b> |
| Southwest Baptist    | 11        | 10        | 21        | 47.6        |
| Missouri-Rolla       | 11        | 14        | 30        | 46.7        |
| Truman               | 11        | 14        | 30        | 46.7        |
| Emporia State        | 11        | 6         | 14        | 42.9        |
| Northwest Mo. State  | 11        | 6         | 16        | 37.5        |
| Missouri Western     | 11        | 8         | 25        | 32.0        |
| Missouri Southern    | 11        | 7         | 24        | 29.2        |

| 3RD-DN CONVERSIONS   | G         | Conv      | Att        | Pct         |
|----------------------|-----------|-----------|------------|-------------|
| Pittsburg State      | 11        | 74        | 142        | 52.1        |
| Emporia State        | 11        | 78        | 167        | 46.7        |
| Truman               | 11        | 80        | 198        | 40.4        |
| Central Missouri St. | 11        | 56        | 144        | 38.9        |
| Northwest Mo. State  | 11        | 53        | 144        | 36.8        |
| Southwest Baptist    | 11        | 60        | 164        | 36.6        |
| <b>Washburn</b>      | <b>11</b> | <b>54</b> | <b>154</b> | <b>35.1</b> |
| Missouri Western     | 11        | 53        | 162        | 32.7        |
| Missouri-Rolla       | 11        | 54        | 167        | 32.3        |
| Missouri Southern    | 11        | 47        | 179        | 26.3        |

| OPP 3RD-DN CONVERT   | G         | Conv      | Att        | Pct         |
|----------------------|-----------|-----------|------------|-------------|
| Pittsburg State      | 11        | 52        | 169        | 30.8        |
| Central Missouri St. | 11        | 54        | 163        | 33.1        |
| Emporia State        | 11        | 55        | 166        | 33.1        |
| Northwest Mo. State  | 11        | 58        | 173        | 33.5        |
| Southwest Baptist    | 11        | 56        | 154        | 36.4        |
| Missouri Western     | 11        | 70        | 185        | 37.8        |
| <b>Washburn</b>      | <b>11</b> | <b>60</b> | <b>151</b> | <b>39.7</b> |
| Missouri Southern    | 11        | 64        | 158        | 40.5        |
| Missouri-Rolla       | 11        | 62        | 152        | 40.8        |
| Truman               | 11        | 69        | 151        | 45.7        |

| SACKS AGAINST        | G         | Sacks     | Yards      |
|----------------------|-----------|-----------|------------|
| Pittsburg State      | 11        | 5         | 39         |
| Truman               | 11        | 7         | 41         |
| Emporia State        | 11        | 7         | 58         |
| Southwest Baptist    | 11        | 15        | 85         |
| Missouri Western     | 11        | 15        | 91         |
| <b>Washburn</b>      | <b>11</b> | <b>18</b> | <b>124</b> |
| Central Missouri St. | 11        | 18        | 101        |
| Missouri-Rolla       | 11        | 23        | 190        |
| Missouri Southern    | 11        | 29        | 189        |
| Northwest Mo. State  | 11        | 31        | 198        |

| FIELD GOALS          | G         | Made     | Att      | Pct         |
|----------------------|-----------|----------|----------|-------------|
| Missouri Western     | 11        | 10       | 13       | .769        |
| Southwest Baptist    | 11        | 13       | 18       | .722        |
| Central Missouri St. | 11        | 12       | 18       | .667        |
| Emporia State        | 11        | 15       | 23       | .652        |
| Northwest Mo. State  | 11        | 15       | 23       | .652        |
| Missouri Southern    | 11        | 7        | 12       | .583        |
| <b>Washburn</b>      | <b>11</b> | <b>4</b> | <b>8</b> | <b>.500</b> |
| Truman               | 11        | 7        | 15       | .467        |
| Pittsburg State      | 11        | 4        | 10       | .400        |
| Missouri-Rolla       | 11        | 3        | 9        | .333        |

| PAT KICKING          | G         | Made      | Att       | Pct         |
|----------------------|-----------|-----------|-----------|-------------|
| Emporia State        | 11        | 37        | 38        | .974        |
| <b>Washburn</b>      | <b>11</b> | <b>34</b> | <b>35</b> | <b>.971</b> |
| Central Missouri St. | 11        | 56        | 59        | .949        |
| Northwest Mo. State  | 11        | 36        | 38        | .947        |
| Southwest Baptist    | 11        | 29        | 31        | .935        |
| Missouri-Rolla       | 11        | 25        | 27        | .926        |
| Pittsburg State      | 11        | 47        | 55        | .855        |
| Missouri Western     | 11        | 30        | 36        | .833        |
| Missouri Southern    | 11        | 12        | 16        | .750        |
| Truman               | 11        | 8         | 15        | .533        |

| TIME OF POSSESSION   | G         | Total Time    | Avg/G        |
|----------------------|-----------|---------------|--------------|
| Emporia State        | 11        | 358:40        | 32:36        |
| Southwest Baptist    | 11        | 355:34        | 32:19        |
| Truman               | 11        | 337:13        | 30:39        |
| <b>Washburn</b>      | <b>11</b> | <b>336:31</b> | <b>30:35</b> |
| Missouri Southern    | 11        | 328:44        | 29:53        |
| Pittsburg State      | 11        | 327:09        | 29:44        |
| Northwest Mo. State  | 11        | 323:22        | 29:23        |
| Missouri Western     | 11        | 323:13        | 29:23        |
| Central Missouri St. | 11        | 318:43        | 28:58        |
| Missouri-Rolla       | 11        | 284:44        | 25:53        |

# 2003 MIAA INDIVIDUAL LEADERS

| RUSHING             | Team      | CI        | G         | Att        | Yds         | Avg        | TD        | Yds/G        |
|---------------------|-----------|-----------|-----------|------------|-------------|------------|-----------|--------------|
| Paul, Tyler         | ESU       | SR        | 11        | 314        | 1623        | 5.2        | 12        | 147.5        |
| Kirven, Marco       | SBU       | SO        | 11        | 229        | 1352        | 5.9        | 11        | 122.9        |
| <b>Hearn, Trent</b> | <b>WU</b> | <b>FR</b> | <b>10</b> | <b>235</b> | <b>1116</b> | <b>4.7</b> | <b>16</b> | <b>111.6</b> |
| Coleman, Kegan      | CMSU      | JR        | 11        | 194        | 1215        | 6.3        | 16        | 110.5        |
| Philpot, Neal       | PSU       | JR        | 11        | 202        | 1068        | 5.3        | 14        | 97.1         |
| Levenson, Jerard    | TSU       | SO        | 11        | 278        | 1012        | 3.6        | 7         | 92.0         |
| Race, Germaine      | PSU       | FR        | 11        | 134        | 913         | 6.8        | 17        | 83.0         |
| Thompson, Lee       | CMSU      | JR        | 11        | 150        | 725         | 4.8        | 15        | 65.9         |
| Pitts, Derrick      | MWSC      | SR        | 11        | 173        | 643         | 3.7        | 8         | 58.5         |
| Miller, Keenan      | UMR       | SO        | 11        | 110        | 528         | 4.8        | 1         | 48.0         |

| INTERCEPTIONS            | Team      | CI        | G         | Int      | Yds        | TD       | Int/G       |
|--------------------------|-----------|-----------|-----------|----------|------------|----------|-------------|
| Thomas, Pierre           | MWSC      | SR        | 11        | 14       | 362        | 1        | 1.27        |
| Spinks, Robert           | MSSU      | JR        | 10        | 4        | 169        | 2        | 0.40        |
| <b>Corcoran, Joe</b>     | <b>WU</b> | <b>JR</b> | <b>10</b> | <b>4</b> | <b>73</b>  | <b>1</b> | <b>0.40</b> |
| Yokeley, Marcus          | TSU       | SO        | 10        | 4        | 23         | 0        | 0.40        |
| <b>Terrell, Fletcher</b> | <b>WU</b> | <b>FR</b> | <b>11</b> | <b>4</b> | <b>190</b> | <b>1</b> | <b>0.36</b> |
| Barnet, T.J.             | MWSC      | JR        | 11        | 4        | 30         | 1        | 0.36        |
| Oldfather, Josh          | ESU       | SR        | 11        | 4        | 12         | 0        | 0.36        |
| Williams, Nathan         | UMR       | SO        | 9         | 3        | 60         | 0        | 0.33        |
| Meier, Adam              | PSU       | SR        | 10        | 3        | 24         | 0        | 0.30        |
| Clarke, Aaron            | UMR       | JR        | 11        | 3        | 59         | 0        | 0.27        |

| PASSING/GAME            | Team      | CI        | G         | Att        | Cmp       | Int       | Pct.        | Yds         | TD       | Avg/G        |
|-------------------------|-----------|-----------|-----------|------------|-----------|-----------|-------------|-------------|----------|--------------|
| Hatfield, Tad           | ESU       | JR        | 11        | 330        | 171       | 14        | 51.8        | 2227        | 17       | 202.5        |
| Czeschin, Jake          | TSU       | JR        | 9         | 284        | 149       | 11        | 52.5        | 1659        | 8        | 184.3        |
| Lamberson, Josh         | NWMSU     | SO        | 10        | 218        | 129       | 10        | 59.2        | 1842        | 13       | 184.2        |
| Mothershed, K.          | MSSU      | SR        | 10        | 271        | 123       | 15        | 45.4        | 1371        | 3        | 137.1        |
| Schuck, Mark            | SBU       | SO        | 9         | 224        | 119       | 12        | 53.1        | 1204        | 11       | 133.8        |
| Philpot, Neal           | PSU       | JR        | 11        | 148        | 72        | 7         | 48.6        | 1470        | 14       | 133.6        |
| Sangster, Jimmy         | CMSU      | FR        | 10        | 169        | 97        | 5         | 57.4        | 1308        | 12       | 130.8        |
| <b>Schuerman, Tyler</b> | <b>WU</b> | <b>JR</b> | <b>11</b> | <b>157</b> | <b>81</b> | <b>11</b> | <b>51.6</b> | <b>1247</b> | <b>6</b> | <b>113.4</b> |
| Westerberg, Kyle        | MWSC      | FR        | 11        | 185        | 84        | 4         | 45.4        | 1074        | 9        | 97.6         |
| <b>Hickel, Dustin</b>   | <b>WU</b> | <b>JR</b> | <b>11</b> | <b>146</b> | <b>66</b> | <b>11</b> | <b>45.2</b> | <b>876</b>  | <b>8</b> | <b>79.6</b>  |

| PASS EFFICIENCY         | Team      | CI        | G         | Att        | Cmp       | Int       | Pct.        | Yds         | TD       | Eff.         |
|-------------------------|-----------|-----------|-----------|------------|-----------|-----------|-------------|-------------|----------|--------------|
| Philpot, Neal           | PSU       | JR        | 11        | 148        | 72        | 7         | 48.6        | 1470        | 14       | 153.8        |
| Lamberson, Josh         | NWMSU     | SO        | 10        | 218        | 129       | 10        | 59.2        | 1842        | 13       | 140.7        |
| Sangster, Jimmy         | CMSU      | FR        | 10        | 169        | 97        | 5         | 57.4        | 1308        | 12       | 139.9        |
| Hatfield, Tad           | ESU       | JR        | 11        | 330        | 171       | 14        | 51.8        | 2227        | 17       | 117.0        |
| <b>Schuerman, Tyler</b> | <b>WU</b> | <b>JR</b> | <b>11</b> | <b>157</b> | <b>81</b> | <b>11</b> | <b>51.6</b> | <b>1247</b> | <b>6</b> | <b>116.9</b> |
| Westerberg, Kyle        | MWSC      | FR        | 11        | 185        | 84        | 4         | 45.4        | 1074        | 9        | 105.9        |
| Schuck, Mark            | SBU       | SO        | 9         | 224        | 119       | 12        | 53.1        | 1204        | 11       | 103.8        |
| Czeschin, Jake          | TSU       | JR        | 9         | 284        | 149       | 11        | 52.5        | 1659        | 8        | 103.1        |
| <b>Hickel, Dustin</b>   | <b>WU</b> | <b>JR</b> | <b>11</b> | <b>146</b> | <b>66</b> | <b>11</b> | <b>45.2</b> | <b>876</b>  | <b>8</b> | <b>98.6</b>  |
| Mothershed, K.          | MSSU      | SR        | 10        | 271        | 123       | 15        | 45.4        | 1371        | 3        | 80.5         |

| TOTAL OFFENSE           | Team      | CI        | G         | Rush       | Pass        | Plays      | Total       | Yds/G        |
|-------------------------|-----------|-----------|-----------|------------|-------------|------------|-------------|--------------|
| Philpot, Neal           | PSU       | JR        | 11        | 1068       | 1470        | 350        | 2538        | 230.7        |
| Lamberson, Josh         | NWMSU     | SO        | 10        | 327        | 1842        | 328        | 2169        | 216.9        |
| Hatfield, Tad           | ESU       | JR        | 11        | -17        | 2227        | 354        | 2210        | 200.9        |
| Czeschin, Jake          | TSU       | JR        | 9         | 3          | 1659        | 309        | 1662        | 184.7        |
| Mothershed, K.          | MSSU      | SR        | 10        | 295        | 1371        | 400        | 1666        | 166.6        |
| Paul, Tyler             | ESU       | SR        | 11        | 1623       | 0           | 314        | 1623        | 147.5        |
| <b>Schuerman, Tyler</b> | <b>WU</b> | <b>JR</b> | <b>11</b> | <b>219</b> | <b>1247</b> | <b>214</b> | <b>1466</b> | <b>133.3</b> |
| Sangster, Jimmy         | CMSU      | FR        | 10        | -29        | 1308        | 193        | 1279        | 127.9        |
| Schuck, Mark            | SBU       | SO        | 9         | -61        | 1204        | 247        | 1143        | 127.0        |
| Kirven, Marco           | SBU       | SO        | 11        | 1352       | 0           | 229        | 1352        | 122.9        |

| PUNT RETURN AVG    | Team      | CI        | G         | Ret       | Yds        | TD       | Avg        |
|--------------------|-----------|-----------|-----------|-----------|------------|----------|------------|
| Conner, Jimmy      | CMSU      | JR        | 11        | 31        | 429        | 1        | 13.8       |
| Rector, Jamaica    | NWMSU     | JR        | 11        | 29        | 316        | 1        | 10.9       |
| Thomas, Pierre     | MWSC      | SR        | 11        | 23        | 231        | 1        | 10.0       |
| Douglas, Jason     | TSU       | SO        | 11        | 22        | 210        | 0        | 9.5        |
| <b>Sissom, Sam</b> | <b>WU</b> | <b>SO</b> | <b>11</b> | <b>32</b> | <b>296</b> | <b>0</b> | <b>9.2</b> |
| Carpenter, Jerma   | PSU       | JR        | 9         | 13        | 104        | 0        | 8.0        |
| Oldfather, Josh    | ESU       | SR        | 11        | 34        | 259        | 0        | 7.6        |
| Mathes, DeMarcus   | MSSU      | JR        | 11        | 29        | 210        | 0        | 7.2        |
| Taylor, Joe        | PSU       | SO        | 11        | 12        | 73         | 0        | 6.1        |
| Hicks, Michael     | SBU       | SR        | 11        | 17        | 86         | 0        | 5.1        |

| RECEPTIONS/GAME | Team  | CI | G  | Rec | Yds | TD | Avg/C | Rec/G |
|-----------------|-------|----|----|-----|-----|----|-------|-------|
| Rector, Jamaica | NWMSU | JR | 11 | 63  | 971 | 8  | 15.4  | 5.73  |
| Green, Marc     | SBU   | SR | 11 | 63  | 644 | 3  | 10.2  | 5.73  |
| Moss, Clint     | UMR   | SR | 11 | 60  | 711 | 9  | 11.9  | 5.45  |
| Day, Andre      | ESU   | SR | 11 | 55  | 610 | 7  | 11.1  | 5.00  |
| Drussa, Cole    | UMR   | JR | 11 | 55  | 601 | 5  | 10.9  | 5.00  |
| Stosic, Uros    | UMR   | SR | 11 | 55  | 598 | 8  | 10.9  | 5.00  |
| Fischer, Brett  | UMR   | JR | 11 | 47  | 477 | 2  | 10.1  | 4.27  |
| Richard, J.J.   | ESU   | SO | 11 | 43  | 703 | 5  | 16.3  | 3.91  |
| Rector, Andre   | NWMSU | SO | 9  | 35  | 577 | 3  | 16.5  | 3.89  |
| Conner, Jimmy   | CMSU  | JR | 11 | 40  | 645 | 2  | 16.1  | 3.64  |

| KICK RETURN AVG       | Team      | CI        | G         | Ret       | Yds        | TD       | Avg         |
|-----------------------|-----------|-----------|-----------|-----------|------------|----------|-------------|
| Rector, Jamaica       | NWMSU     | JR        | 11        | 14        | 458        | 0        | 32.7        |
| Coleman, Kegan        | CMSU      | JR        | 11        | 16        | 451        | 0        | 28.2        |
| <b>Odupitan, Mike</b> | <b>WU</b> | <b>SO</b> | <b>10</b> | <b>21</b> | <b>588</b> | <b>1</b> | <b>28.0</b> |
| Terry, Chandler       | TSU       | FR        | 11        | 12        | 288        | 0        | 24.0        |
| Mathes, DeMarcus      | MSSU      | JR        | 11        | 32        | 709        | 1        | 22.2        |
| Thomas, Pierre        | MWSC      | SR        | 11        | 16        | 340        | 0        | 21.2        |
| Douglas, Jason        | TSU       | SO        | 11        | 36        | 729        | 0        | 20.2        |
| Thompson, Lee         | CMSU      | JR        | 11        | 13        | 260        | 0        | 20.0        |
| Lester, Dan           | UMR       | JR        | 10        | 26        | 510        | 0        | 19.6        |
| Oldfather, Josh       | ESU       | SR        | 11        | 11        | 214        | 0        | 19.5        |

| RECEIVE YDS/GAME | Team  | CI | G  | Rec | Yds | TD | Avg/C | Yds/G |
|------------------|-------|----|----|-----|-----|----|-------|-------|
| Rector, Jamaica  | NWMSU | JR | 11 | 63  | 971 | 8  | 15.4  | 88.3  |
| Moss, Clint      | UMR   | SR | 11 | 60  | 711 | 9  | 11.9  | 64.6  |
| Rector, Andre    | NWMSU | SO | 9  | 35  | 577 | 3  | 16.5  | 64.1  |
| Richard, J.J.    | ESU   | SO | 11 | 43  | 703 | 5  | 16.3  | 63.9  |
| Carpenter, Jerma | PSU   | JR | 9  | 20  | 556 | 7  | 27.8  | 61.8  |
| Conner, Jimmy    | CMSU  | JR | 11 | 40  | 645 | 2  | 16.1  | 58.6  |
| Green, Marc      | SBU   | SR | 11 | 63  | 644 | 3  | 10.2  | 58.5  |
| Day, Andre       | ESU   | SR | 11 | 55  | 610 | 7  | 11.1  | 55.5  |
| Drussa, Cole     | UMR   | JR | 11 | 55  | 601 | 5  | 10.9  | 54.6  |
| Stosic, Uros     | UMR   | SR | 11 | 55  | 598 | 8  | 10.9  | 54.4  |

| PUNTING          | Team  | CI | G  | Punt | Yds  | Avg  |
|------------------|-------|----|----|------|------|------|
| Blagg, Tristan   | MWSC  | FR | 11 | 59   | 2380 | 40.3 |
| Kamphoefner, Mar | TSU   | SO | 11 | 58   | 2338 | 40.3 |
| Brown, Jason     | CMSU  | JR | 11 | 52   | 2015 | 38.8 |
| Bowers, Tim      | SBU   | FR | 9  | 36   | 1377 | 38.2 |
| Mathews, Joel    | NWMSU | JR | 11 | 44   | 1667 | 37.9 |
| Harvey, Chris    | UMR   | SR | 11 | 59   | 2148 | 36.4 |
| Servis, Mike     | ESU   | JR | 11 | 47   | 1690 | 36.0 |
| Hawkins, Brandon | MSSU  | FR | 10 | 69   | 2367 | 34.3 |
| VanBecelaere, J. | PSU   | SO | 9  | 33   | 1086 | 32.9 |

| ALL PURPOSE           | Team      | CI        | G         | GRush       | Rcv        | PR       | KR         | Yds         | Avg/G        |
|-----------------------|-----------|-----------|-----------|-------------|------------|----------|------------|-------------|--------------|
| Coleman, Kegan        | CMSU      | JR        | 11        | 1215        | 125        | 72       | 451        | 1863        | 169.4        |
| Rector, Jamaica       | NWMSU     | JR        | 11        | 85          | 971        | 316      | 458        | 1830        | 166.4        |
| Paul, Tyler           | ESU       | SR        | 11        | 1623        | 27         | 0        | 0          | 1650        | 150.0        |
| Kirven, Marco         | SBU       | SO        | 11        | 1352        | 61         | 0        | 0          | 1413        | 128.5        |
| Mathes, DeMarcus      | MSSU      | JR        | 11        | 23          | 421        | 210      | 709        | 1363        | 123.9        |
| <b>Odupitan, Mike</b> | <b>WU</b> | <b>SO</b> | <b>10</b> | <b>97</b>   | <b>475</b> | <b>0</b> | <b>588</b> | <b>1160</b> | <b>116.0</b> |
| <b>Hearn, Trent</b>   | <b>WU</b> | <b>FR</b> | <b>10</b> | <b>1116</b> | <b>20</b>  | <b>0</b> | <b>0</b>   | <b>1136</b> | <b>113.6</b> |
| Moss, Clint           | UMR       | SR        | 11        | 55          | 711        | 53       | 318        | 1137        | 103.4        |
| Conner, Jimmy         | CMSU      | JR        | 11        | 13          | 645        | 429      | 0          | 1087        | 98.8         |
| Levenson, Jerard      | TSU       | SO        | 11        | 1012        | 33         | 0        | 27         | 1072        | 97.5         |

| SCORING             | Team      | CI        | G         | TD        | XPT      | FG       | Pts       | Pts/G      |
|---------------------|-----------|-----------|-----------|-----------|----------|----------|-----------|------------|
| Race, Germaine      | PSU       | FR        | 11        | 18        | 0        | 0        | 108       | 9.8        |
| <b>Hearn, Trent</b> | <b>WU</b> | <b>FR</b> | <b>10</b> | <b>16</b> | <b>0</b> | <b>0</b> | <b>96</b> | <b>9.6</b> |
| Coleman, Kegan      | CMSU      | JR        | 11        | 17        | 0        | 0        | 102       | 9.3        |
| Starks, Brandon     | CMSU      | JR        | 11        | 0         | 56       | 12       | 92        | 8.4        |
| Thompson, Lee       | CMSU      | JR        | 11        | 15        | 0        | 0        | 90        | 8.2        |
| Philpot, Neal       | PSU       | JR        | 11        | 14        | 2        | 0        | 86        | 7.8        |
| Gray, Justin        | ESU       | JR        | 11        | 0         | 37       | 15       | 82        | 7.5        |
| Paul, Tyler         | ESU       | SR        | 11        | 12        | 0        | 0        | 72        | 6.5        |
| Rector, Jamaica     | NWMSU     | JR        | 11        | 11        | 0        | 0        | 66        | 6.0        |
| Kirven, Marco       | SBU       | SO        | 11        | 11        | 0        | 0        | 66        | 6.0        |



# 2003 MIAA INDIVIDUAL LEADERS

| SCORING (KICK)       | Team      | CI        | G         | PATs         | FGs        | Pts       | Pts/G      |
|----------------------|-----------|-----------|-----------|--------------|------------|-----------|------------|
| Starks, Brandon      | CMSU      | JR        | 11        | 56-59        | 12-18      | 92        | 8.4        |
| Gray, Justin         | ESU       | JR        | 11        | 37-38        | 15-23      | 82        | 7.5        |
| Mattson, Steve       | SBU       | SR        | 11        | 28-30        | 12-16      | 64        | 5.8        |
| Alleman, Nathan      | PSU       | FR        | 11        | 45-53        | 3-8        | 54        | 4.9        |
| Blagg, Tristan       | MWSC      | FR        | 11        | 27-33        | 8-9        | 51        | 4.6        |
| Armbruster, Marc     | UMR       | SO        | 11        | 25-27        | 3-9        | 34        | 3.1        |
| Komen, Brad          | MSSU      | FR        | 11        | 12-16        | 7-12       | 33        | 3.0        |
| Kamphoefner, Mar     | TSU       | SO        | 11        | 8-14         | 7-15       | 29        | 2.6        |
| <b>Sabel, Connor</b> | <b>WU</b> | <b>FR</b> | <b>11</b> | <b>22-23</b> | <b>2-4</b> | <b>28</b> | <b>2.5</b> |

| PAT KICKING PCT      | Team      | CI        | G         | Made      | Att       | Pct.        |
|----------------------|-----------|-----------|-----------|-----------|-----------|-------------|
| Gray, Justin         | ESU       | JR        | 11        | 37        | 38        | 97.4        |
| <b>Sabel, Connor</b> | <b>WU</b> | <b>FR</b> | <b>11</b> | <b>22</b> | <b>23</b> | <b>95.7</b> |
| Starks, Brandon      | CMSU      | JR        | 11        | 56        | 59        | 94.9        |
| Mattson, Steve       | SBU       | SR        | 11        | 28        | 30        | 93.3        |
| Armbruster, Marc     | UMR       | SO        | 11        | 25        | 27        | 92.6        |
| Alleman, Nathan      | PSU       | FR        | 11        | 45        | 53        | 84.9        |
| Blagg, Tristan       | MWSC      | FR        | 11        | 27        | 33        | 81.8        |

| FIELD GOALS          | Team      | CI        | G         | FG       | FGA      | Pct.        | FG/G        |
|----------------------|-----------|-----------|-----------|----------|----------|-------------|-------------|
| Gray, Justin         | ESU       | JR        | 11        | 15       | 23       | 65.2        | 1.36        |
| Mattson, Steve       | SBU       | SR        | 11        | 12       | 16       | 75.0        | 1.09        |
| Starks, Brandon      | CMSU      | JR        | 11        | 12       | 18       | 66.7        | 1.09        |
| Blagg, Tristan       | MWSC      | FR        | 11        | 8        | 9        | 88.9        | 0.73        |
| Komen, Brad          | MSSU      | FR        | 11        | 7        | 12       | 58.3        | 0.64        |
| Kamphoefner, Mar     | TSU       | SO        | 11        | 7        | 15       | 46.7        | 0.64        |
| Alleman, Nathan      | PSU       | FR        | 11        | 3        | 8        | 37.5        | 0.27        |
| Armbruster, Marc     | UMR       | SO        | 11        | 3        | 9        | 33.3        | 0.27        |
| <b>Sabel, Connor</b> | <b>WU</b> | <b>FR</b> | <b>11</b> | <b>2</b> | <b>4</b> | <b>50.0</b> | <b>0.18</b> |

| FLD GOAL PCT     | Team | CI | G  | FG | FGA | Long | Pct. |
|------------------|------|----|----|----|-----|------|------|
| Mattson, Steve   | SBU  | SR | 11 | 12 | 16  | 52   | 75.0 |
| Starks, Brandon  | CMSU | JR | 11 | 12 | 18  | 39   | 66.7 |
| Gray, Justin     | ESU  | JR | 11 | 15 | 23  | 51   | 65.2 |
| Komen, Brad      | MSSU | FR | 11 | 7  | 12  | 39   | 58.3 |
| Kamphoefner, Mar | TSU  | SO | 11 | 7  | 15  | 43   | 46.7 |

| TACKLES              | Team      | CI        | G         | Pos       | Solo      | Ast       | Total      | Avg/G       | Sack       |
|----------------------|-----------|-----------|-----------|-----------|-----------|-----------|------------|-------------|------------|
| Yehyawi, Tameem      | TSU       | SR        | 11        | LB        | 56        | 72        | 128        | 11.6        | 1.0        |
| Burpo, Ryan          | MSSU      | SR        | 11        | FS        | 56        | 62        | 118        | 10.7        | 1.0        |
| <b>Gould, Grant</b>  | <b>WU</b> | <b>SO</b> | <b>11</b> | <b>LB</b> | <b>45</b> | <b>66</b> | <b>111</b> | <b>10.1</b> | <b>0.5</b> |
| <b>Dewey, Morgan</b> | <b>WU</b> | <b>SR</b> | <b>10</b> | <b>LB</b> | <b>28</b> | <b>65</b> | <b>93</b>  | <b>9.3</b>  | <b>1.5</b> |
| Dawson, Jason        | MWSC      | SR        | 11        | LB        | 37        | 65        | 102        | 9.3         | 2.5        |
| Curtis, Wilson       | MWSC      | SR        | 11        | LB        | 36        | 63        | 99         | 9.0         | 1.5        |
| <b>Corcoran, Joe</b> | <b>WU</b> | <b>JR</b> | <b>10</b> | <b>S</b>  | <b>44</b> | <b>46</b> | <b>90</b>  | <b>9.0</b>  | <b>0.0</b> |
| Jordan, Avian        | UMR       | FR        | 11        | LB        | 49        | 49        | 98         | 8.9         | 2.0        |
| Kent, Derek          | TSU       | SR        | 9         | LB        | 34        | 45        | 79         | 8.8         | 1.5        |
| Johnson, Colin       | CMSU      | SR        | 10        | FS        | 37        | 46        | 83         | 8.3         | 0.0        |

| SACKS            | Team | CI | G  | Pos | Solo | Ast | Yds | Total | Avg/G |
|------------------|------|----|----|-----|------|-----|-----|-------|-------|
| McDowell, Eric   | MWSC | SR | 11 | DL  | 11   | 2   | 63  | 12.0  | 1.09  |
| Green, Roderick  | CMSU | SR | 11 | DE  | 5    | 4   | 65  | 7.0   | 0.64  |
| Stephen, Mark    | PSU  | SR | 11 |     | 6    | 2   | 49  | 7.0   | 0.64  |
| McConnell, Aaron | PSU  | SR | 11 | DT  | 5    | 1   | 46  | 5.5   | 0.50  |
| Cowan, Ariel     | CMSU | JR | 11 | SS  | 5    | 1   | 31  | 5.5   | 0.50  |
| Meredith, Ryan   | PSU  | FR | 11 | DL  | 5    | 0   | 48  | 5.0   | 0.45  |
| Cobbins, Michael | MWSC | SO | 11 | DL  | 4    | 2   | 36  | 5.0   | 0.45  |
| Mabion, Philip   | ESU  | SR | 11 | DE  | 2    | 5   | 40  | 4.5   | 0.41  |
| Nelson, Beau     | TSU  | JR | 11 | DT  | 4    | 1   | 28  | 4.5   | 0.41  |
| Frogge, Travis   | MWSC | FR | 11 | DL  | 4    | 1   | 23  | 4.5   | 0.41  |

| TACKLES FOR LOSS | Team | CI | G  | Pos | Solo | Ast | Yds | Total | Avg/G |
|------------------|------|----|----|-----|------|-----|-----|-------|-------|
| McConnell, Aaron | PSU  | SR | 11 | DT  | 19   | 2   | 95  | 20.0  | 1.82  |
| McDowell, Eric   | MWSC | SR | 11 | DL  | 13   | 7   | 76  | 16.5  | 1.50  |
| Green, Roderick  | CMSU | SR | 11 | DE  | 10   | 10  | 78  | 15.0  | 1.36  |
| Stephen, Mark    | PSU  | SR | 11 |     | 14   | 1   | 59  | 14.5  | 1.32  |
| Kohlmeier, Justi | ESU  | SR | 11 | DL  | 10   | 5   | 38  | 12.5  | 1.14  |
| Cobbins, Michael | MWSC | SO | 11 | DL  | 9    | 6   | 56  | 12.0  | 1.09  |
| Reynolds, Eddie  | ESU  | JR | 11 | LB  | 10   | 4   | 35  | 12.0  | 1.09  |
| Lawson, Josh     | PSU  | SR | 11 |     | 11   | 1   | 37  | 11.5  | 1.05  |
| Williams, Josh   | ESU  | SR | 11 | FS  | 9    | 4   | 39  | 11.0  | 1.00  |
| Mabion, Philip   | ESU  | SR | 11 | DE  | 9    | 4   | 52  | 11.0  | 1.00  |

| FUMBLES FORCED   | Team  | CI | G  | Num |
|------------------|-------|----|----|-----|
| McConnell, Aaron | PSU   | SR | 11 | 4   |
| Howry, Travis    | SBU   | SO | 10 | 4   |
| Vanloo, Jason    | CMSU  | JR | 10 | 3   |
| Green, Roderick  | CMSU  | SR | 11 | 3   |
| Hodge, Travis    | MWSC  | JR | 11 | 3   |
| Johnson, Brad    | ESU   | SR | 11 | 3   |
| Jordan, Avian    | UMR   | FR | 11 | 3   |
| Baker, Lamar     | UMR   | SR | 8  | 2   |
| Gilbert, Haydn   | SBU   | SO | 10 | 2   |
| Bostwick, Chad   | NWMSU | JR | 11 | 2   |

| FUMBLES RCVD        | Team      | CI        | G         | Num      |
|---------------------|-----------|-----------|-----------|----------|
| <b>Gould, Grant</b> | <b>WU</b> | <b>SO</b> | <b>11</b> | <b>2</b> |
| Cleveland, A.       | UMR       | SO        | 10        | 2        |
| Chinn, Jason        | NWMSU     | JR        | 10        | 2        |
| Hoppe, Noah         | PSU       | SO        | 11        | 2        |
| Wood, John          | UMR       | FR        | 11        | 2        |
| Kohlmeier, Justi    | ESU       | SR        | 11        | 2        |
| Mickens, Devin      | UMR       | SO        | 11        | 2        |
| Douglas, Jason      | TSU       | SO        | 11        | 2        |
| <b>Taylor, Eric</b> | <b>WU</b> | <b>SR</b> | <b>11</b> | <b>2</b> |
| Williams, Kelly     | NWMSU     | SO        | 10        | 2        |

| PASSES DEFENDED          | Team      | CI        | G         | Brup      | Int      | Total     |
|--------------------------|-----------|-----------|-----------|-----------|----------|-----------|
| <b>Terrell, Fletcher</b> | <b>WU</b> | <b>FR</b> | <b>11</b> | <b>15</b> | <b>4</b> | <b>19</b> |
| Thomas, Pierre           | MWSC      | SR        | 11        | 2         | 14       | 16        |
| Waller, Luke             | ESU       | JR        | 11        | 11        | 3        | 14        |
| McPherson, John          | CMSU      | SR        | 11        | 11        | 3        | 14        |
| Yokeley, Marcus          | TSU       | SO        | 10        | 9         | 4        | 13        |
| Veasley, Vernard         | PSU       | JR        | 11        | 9         | 2        | 11        |
| Oldfather, Josh          | ESU       | SR        | 11        | 7         | 4        | 11        |
| Jones, A.J.              | MSSU      | SR        | 11        | 8         | 2        | 10        |
| Spinks, Robert           | MSSU      | JR        | 10        | 5         | 4        | 9         |
| Wilson, Terek            | PSU       | SR        | 11        | 7         | 2        | 9         |



Fletcher Terrell led the Ichabods and the MIAA as a freshman with 19 passes defended during the 2003 season. He also tied for second in the MIAA with four interceptions, returning one 60 yards for a touchdown against Emporia State on Sept. 20.



**Ralph McFillen**  
MIAA Commissioner



**Matt Newbery**  
MIAA Sports  
Information Director

**MIAA Directory**  
10551 Barkley,  
Suite 501  
Overland Park,  
KS 66212

**913.341.3839**  
McFillen Phone  
**913.341.5887**  
McFillen Fax

**913.341.3080**  
Newbery Phone  
**913.341.2995**  
Newbery Fax

The Mid-America Intercollegiate Athletics Association, a 10-member conference of NCAA Division II institutions in Missouri and Kansas, was first organized in 1912 as the Missouri Intercollegiate Athletic Association.

Over the past 15 years, the league has undergone several changes, highlighted by expansion and increased participation in national championships.

The MIAA has gained the reputation of being one of the top NCAA Division II conferences in the nation. MIAA student-athletes have won 11 national championships and more than 100 individual national titles.


The MIAA currently conducts conference championships in eight men's and eight women's

sports. Men's champions are crowned in football, cross country, basketball, indoor and outdoor track and field, baseball, tennis, and golf.

Women's champions are determined in volleyball, cross country, soccer, basketball, indoor and outdoor track and field, softball, soccer and tennis.

Ralph McFillen was named to succeed Ken B. Jones as commissioner of the MIAA in January 1997, and took over in July of that year. He formerly served as commissioner of the Metro and Gulf South conferences.

Matt Newbery, formerly an assistant sports information director at Pittsburg State University, joined the conference in July 1994 as director of sports information.



## Past MIAA Football Champions

|   |   |  |
|---|---|--|
| 1924 ..... Truman                           | 1952 .... Truman, Northwest Missouri State    | 1980 ..... Missouri-Rolla                  |
| 1925 ..... Northwest Missouri State         | 1953 ..... Truman                             | 1981 ..... Truman                          |
| 1926 ..... Central Missouri State           | 1954 ..... Truman                             | 1982 ..... Truman                          |
| 1927 ..... Truman                           | 1955 ..... Southeast Missouri State           | 1983 ..... Central Missouri State          |
| 1928 ..... Truman, SW Missouri St.          | 1956 ..... Central Missouri State             | Missouri-Rolla                             |
| 1929 ..... Truman                           | Missouri-Rolla                                | 1984 ..... Northwest Missouri State        |
| 1930 ..... Truman                           | 1957 ..... Southeast Missouri State           | 1985 ..... Truman                          |
| 1931 ..... Northwest Missouri State         | 1958 ..... Southeast Missouri State           | 1986 ..... Central Missouri State          |
| 1932 ..... Truman                           | 1959 ..... Southeast Missouri State           | 1987 ..... Central Missouri State          |
| 1933 ..... Truman                           | 1960 ..... Truman                             | Southeast Missouri State                   |
| 1934 ..... Truman                           | 1961 ..... Truman                             | 1988 ..... Central Missouri State, Truman, |
| 1935 ..... Truman                           | 1962 ..... Southeast Missouri State           | Southeast Missouri State                   |
| 1936 ..... Truman                           | 1963 ..... Southwest Missouri State           | 1989 ..... Pittsburg State                 |
| 1937 ..... Southeast Missouri State         | 1964 ..... Truman                             | 1990 ..... Pittsburg State                 |
| 1938 ..... Northwest Missouri State         | 1965 ..... Truman                             | 1991 ..... Pittsburg State                 |
| 1939 ..... Northwest Missouri State         | 1966 ..... Southwest Missouri State           | 1992 ..... Pittsburg State                 |
| 1940 ..... Southwest Missouri State         | 1967 ..... Southeast Missouri State           | 1993 ..... Missouri Southern               |
| 1941 ..... Missouri-Rolla,                  | 1968 ..... Southeast Missouri State           | 1994 ..... Pittsburg State                 |
| Northwest Missouri State                    | 1969 ..... Truman, Southeast Missouri State   | 1995 ..... Pittsburg State                 |
| 1942 ..... Northwest Missouri State         | 1970 ..... Central Missouri State, Truman     | 1996 ..... Pittsburg State                 |
| Southeast Missouri State                    | 1971 ..... Truman                             | Northwest Missouri State                   |
| 1943-45 ..... No MIAA Competition           | 1972 ..... Lincoln, Truman                    | 1997 ..... Northwest Missouri State        |
| 1946 ..... Southeast Missouri State         | 1973 ..... Southeast Missouri State           | 1998 ..... Northwest Missouri State        |
| 1947 ..... Missouri-Rolla                   | 1974 ..... Northwest Missouri State           | 1999 ..... Northwest Missouri State        |
| 1948 ..... Northwest Missouri State         | 1975 ..... Southeast Missouri State           | 2000 ..... Northwest Missouri State        |
| Southeast Missouri State                    | 1976 ..... Truman, Southeast Missouri State   | 2001 ..... Pittsburg State                 |
| 1949 ..... Missouri-Rolla                   | 1977 ..... Missouri-Rolla, Southeast Missouri | 2002 ..... Northwest Missouri State        |
| 1950 ..... Missouri-Rolla                   | 1978 ..... Southwest Missouri State           | 2003 ... NWMSU/MWSC/ESU/CMSU/PSU           |
| 1951 ..... Truman, Southwest Missouri State | 1979 ..... Northwest Missouri State           |  |

## MIAA Football Championships

|                                 |                                |                          |                         |
|---------------------------------|--------------------------------|--------------------------|-------------------------|
| Truman .....26                  | Pittsburg State.....9          | Missouri-Rolla .....7    | Missouri Western .....1 |
| Northwest Missouri State.....18 | Central Missouri State .....8  | Missouri Southern .....1 | Emporia State .....1    |
| Southeast Missouri State.....16 | Southwest Missouri State.....7 | Lincoln University.....1 |                         |

## MIAA Members

Central Missouri State University  
Warrensburg, Mo.

Emporia State University  
Emporia, Kan.

University of Missouri-Rolla  
Rolla, Mo.

Missouri Southern State College  
Joplin, Mo.

Missouri Western State College  
St. Joseph, Mo.

Northwest Missouri State University  
Maryville, Mo.

Pittsburg State University  
Pittsburg, Kan.

Southwest Baptist University  
Bolivar, Mo.

Truman State University  
Kirksville, Mo.

Washburn University  
Topeka, Kan.

