



Washburn (3-2, 2-1 MIAA) vs No. 3 Pittsburg State (5-0, 3-0 MIAA)

Brandenburg Field/Carnie Smith Stadium
Pittsburg, Kan. • 2 p.m.



Today's Game

Kickoff: 2:00 p.m.
Radio: AM580 WIBW with Bruce Steinbrock (play-by-play), Mark Elliott (color) and Jamie Overocker (sideline)

Coaches: Craig Schurig is 11-16 in his second season at Washburn. He is 8-13 against the MIAA and he is 0-2 against Pittsburg State.

Chuck Broyles is in his 15th season at the helm of his alma mater (PSU, '70). The only collegiate coach since the 1890s to win 100 games in less than 10 full seasons, Broyles has guided the Gorillas to a 145-29-2 (.829) record since taking charge in 1990.

Up next: Oct. 9, 2004 at home against Southwest Baptist for Family Day activities.

Ichabods vs Gorillas



The Game: The Ichabods enter today's game with a 3-2 overall record as they travel to take on their second top-five opponent in as many games as they battle the No. 3 ranked Pittsburg State Gorillas. The Ichabods are 2-1 in MIAA. The Gorillas are 5-0 and 3-0 in the MIAA. The Ichabods are coming off their first MIAA loss, a 49-21 loss to Northwest Missouri and the Gorillas blasted Missouri-Rolla 91-27 last time out.



Sports Information Contacts: Washburn Sports Information Director - Gene Cassell • Email: gene.cassell@washburn.edu • Phone: 785-231-1010 x1791 • Yager Stadium Press Box: 785-231-1010 x1563. Pittsburg State Sports Information Director - Dan Wilkes • Email: dwilkes@pittstate.edu • Phone: 620-235-4147 • Carnie Smith Stadium Press Box Phone Number is 620-235-4869



Ichabods on Radio: The game will be broadcast live on AM 580 WIBW - the new home of the Ichabods and Lady Blues. The game can also be heard on the internet at www.wusports.com by following the "Listen to the Game" links. The Craig Schurig Coaches Show will be heard from 6:30 to 7 p.m. on Thursday nights at Skinny's in the Huntoon Shopping Center at Huntoon and Gage in Topeka. Bruce Steinbrock will be the play-by-play voice of the Ichabods and former WU quarterback Mark Elliott will be the color analyst. Jamie Overocker will provide sideline reports.



The Coaches: Craig Schurig A new era in Washburn football began when Craig Schurig was named head coach of the Ichabod football program Dec. 28, 2001.

Schurig is 11-16 in his third season as the Ichabod head coach and he is 8-13 against the MIAA.

After two seasons as the Ichabods' head coach, Schurig has already made his mark at Washburn defeating arch-rival Emporia State in two of three meetings since taking over the Ichabods. The Ichabods improved two wins from the first season to the second season under Schurig finishing the 2003 season 5-6.

After coaching for nearly a decade in a winning program, Schurig has brought the knowledge of success, a winning attitude and a new intensity to the Ichabod football program.

In each of his two seasons at Washburn, the Ichabods have had two MIAA Freshman of the Year and 16 players receive all-MIAA honors. He has been equally on task with play-

Series Notes

Today's meeting is the 77th meeting in the series. A series that has seen the Gorillas win 24 straight games. Overall, Pittsburg State leads the all-time series 57-18-1. The last win in the series was Oct. 4, 1980 when the Ichabods won 38-36 in Topeka. The last win for the Ichabods in Pittsburg was Oct. 18, 1969 when the Ichabods won 19-17. During the 24-game losing streak, the Ichabods have been outscored 984 to 297 — an average of 41 to 12.

2004 Standings

MIAA Overall

 NWMSU (5).....	3-0. 5-0
 PSU (3)	3-0. 5-0
 CMSU (16)	2-1. 4-1
 WU	2-1. 3-2
 MSSU	2-1. 3-2
 ESU	2-1. 3-2
 MWSC	1-2. 2-3
 SBU	0-3. 1-4
 UMR	0-3. 1-4
 TSU	0-3. 0-5

MIAA Results

Saturday, September 18

- *UMR 3 @ NWMSU 65 Final
- *WU 62 @ TSU 0 Final
- *ESU 33 @ MWSC 30 Final
- *SBU 0 @ PSU 69 Final
- *CMSU 40 @ MSSU 33 Final

Saturday, September 25

- *NWMSU 49 @ WU 21 Final
- *TSU 21 @ ESU 38 Final
- *SBU 21 @ CMSU 48 Final
- *MWSC 21 @ MSSU 23 Final, (Homecoming)
- *PSU 91 @ UMR 27 Final

MIAA Schedule

Saturday, October 2

- *ESU @ NWMSU.....1 p.m.
- *MSSU @ TSU.....1:30 p.m.
- *MWSC @ CMSU.....1:30 p.m.
- *UMR @ SBU.....2 p.m.
- *WU @ PSU.....2 p.m.

Saturday, October 9

- *SBU @ WU.....1 p.m.
- *PSU @ ESU.....2 p.m.
- *TSU @ MWSC.....2 p.m.
- *NWMSU @ MSSU.....6 p.m.
- *CMSU @ UMR.....6:30 p.m.

ers in the classroom with 29 Ichabods named to the MIAA Commissioner's Academic Honor Roll. Following the 2003 season, 16 were named to the honor roll, the most in one single season since joining the MIAA.

While under Schurig, the Ichabod football program has also seen sweeping changes in facilities with the improvements to Yager Stadium and equipment upgrades in the weight room.

Prior to working with the defensive backs, he worked three seasons with the Gorillas' tight ends.

While on the Gorillas coaching staff, Schurig was a part of an NCAA national finalist squad in 1995, four MIAA Championship teams and eight NCAA Division II playoff teams. He helped guide one of the top defenses in Division II including the top-ranked defensive squad in 1999.

Before arriving at Pittsburg State, Schurig spent the 1992 season as a volunteer assistant coach at his alma mater, Colorado School of Mines joining the Gorillas in 1993.

Schurig, a Willingboro, N.J., native, was a four-year letterman as a defensive back at Colorado Mines and was selected team captain as a senior. He earned second-team All-Rocky Mountain Athletic Conference honors as a senior. He graduated in 1987 with a bachelor's degree in petroleum engineering.

Schurig earned a master's degree in physical education at Pittsburg State in 1996. Craig and his wife, Louisa, have a daughter, Samantha, and two sons, Mitchell and Michael.

Pittsburg State's Chuck Broyles is in his 15th season at the helm of his alma mater (PSU, '70). The only collegiate coach since the 1890s to win 100 games in less than 10 full seasons, Broyles has guided the Gorillas to a 145-29-2 (.829) record since taking charge in 1990.

He is the winningest active NCAA-II head coach, by percentage, and the second winningest active coach among NCAA I-A, I-AA, and II schools. Broyles also is the winningest head coach in Mid-America Intercollegiate Athletics Association and Pittsburg State history. PSU has qualified for the NCAA-II national playoffs in 12 of his 14 seasons (1990-97, 1999-2001, '03) and the Gorillas have reached the NCAA-II National Championship game three times (1991-92, '95) under his leadership, including the 1991 NCAA Division II national title.



The Ichabods last time out: TOPEKA, Sept. 25 - The Washburn Ichabods fell for the first time this season in MIAA play as they were knocked off by No. 5 Northwest Missouri 49-21.

The Ichabods fell behind 14-0 as the Bearcats scored on their first two drives. Defensive lineman Mitch Birt scored the first points for the Ichabods as he sacked Northwest quarterback Josh Lamberson and then recovered the fumble in the endzone for the touchdown.

Northwest responded by scoring 28 unanswered points to take a 42-7 lead. The Ichabods scored as time expired in the first half on a 50-yard touchdown pass from Jordan Brill to Mike Odupitan.

Both teams scored seven points in the second half as the Bearcats scored on their first drive to open the half. The Ichabods scored on a 30-yard touchdown pass from Brill to Jarod Tetuan with 10:15 left in the game to make the score Northwest 49, Washburn 21.

Brill finished the game 16 of 31 for 205 yards and two touchdown passes. Ra'Shawn Moseley had 44 yards on 13 carries. Odupitan had six receptions along with Sam Sissom. Odupitan had 96 yards receiving and one touchdown, Sissom had 72 yards

About the Gorillas



General Information

Location: Pittsburg, Kan.

Founded: 1903

Enrollment: 6,751

Affiliation: NCAA II

Conference: MIAA

Nickname: Gorillas

Colors: Crimson and Gold

President: Dr. Tom Bryant

Director of Athletics: Chuck Broyles

Coaching Staff

Head Coach: Chuck Broyles

Alma Mater: Pittsburg State, 1970

Record at PSU: 145-29-2, 15th year

Overall Record: same

Phone: 620.235.4389

Assistant Coaches:

Tim Beck

Anton Stewart

Lance Cullen

Bill Kroenke

John Pierce

Carl Roth

2003 Record: 9-3

MIAA Record, Finish: 7-2, T1st

Basic Formations: Multiple Option • 4-4

Lettermen: Returning-29 • Lost-16

Returning Starters: Offense-8 •

Defense-4 • Specialty-2

2004 SCHEDULE - 5-0, 3-0 MIAA

Aug. 26 Western State W 56-6

Sept. 4 at Fort Hays State W 45-7

Sept. 11 Truman State W 77-7

Sept. 18 Southwest Baptist W 69-0

Sept. 25 at Missouri-Rolla W 91-27

Oct. 2 Washburn 2 p.m.

Oct. 9 at Emporia State 2 p.m.

Oct. 16 Missouri Southern 2 p.m.

Oct. 23 at Missouri Western 2 p.m.

Oct. 30 Central Missouri 2 p.m.

Nov. 6 vs. Northwest Missouri 2 p.m.

2003 RESULTS (9-3)

Sept. 6 Lincoln W 56-0

Sept. 13 St. Cloud State W 46-14

Sept. 20 at Truman State W 48-14

Sept. 27 at Southwest Baptist W 56-28

Oct. 4 Missouri-Rolla W 59-6

Oct. 11 at Washburn W 37-10

Oct. 18 Emporia State L 20-22

Oct. 25 at Missouri Southern W 49-0

Nov. 1 Missouri Western W 27-7

Nov. 8 at Central Missouri W 28-24

Nov. 15 vs. Northwest Missouri L 19-20

Nov. 22 at North Dakota L 24-14

receiving. Linebacker Mike Gonzalez had nine tackles to pace the Ichabod defense. Evin Beck had two sacks.

The Bearcats amassed 491 yards of offense while they held the Ichabods to 321.



Washburn/Pittsburg State Series Notes:

Today's meeting is the 77th meeting in the series. A series that has seen the Gorillas win 24 straight games. Overall, Pittsburg State leads the all-time series 57-18-1. The last win in the series was Oct. 4, 1980 when the Ichabods won 38-36 in Topeka. The last win for the Ichabods in Pittsburg was Oct. 18, 1969 when the Ichabods won 19-17. During the 24-game losing streak, the Ichabods have been outscored 984 to 297 — an average of 41 to 12.



Talking about the Gorillas - Last time out - 9/25/04 vs Missouri-

Rolla - Pittsburg State University rolled to a record-breaking 91-27 victory over the University of Missouri-Rolla Saturday night (Sept. 25) at Allgood-Bailey Stadium. The third-ranked Gorillas set school and Mid-America Intercollegiate Athletics Association modern-day scoring and total offense records, with 91 points and 809 total yards in the game.

After leading just 7-0 after one quarter of play, Pitt State (5-0, 3-0 MIAA) scored 35 points in the second quarter, 21 points in the third period and 28 points in the fourth -- thanks, in part, to a pair of UMR fumbles deep in its own territory. The Miners (1-4, 0-3 MIAA) extended their MIAA record losing streak, dropping their 57th consecutive conference game.

Harlon Hill Trophy hopeful Neal Philpot returned to start at quarterback for the Gorillas after missing two games with a foot injury. Philpot completed 8 of 14 passes for 193 yards and three touchdowns and rushed 10 times for 79 yards and two more scores. PSU also established a new PSU team passing record with 407 yards through the air. Philpot and back-up Andy Majors combined to go 20 of 32 for 407 yards and five TDs. Majors was 12 of 18 for 214 yards and two TDs in the game. He also rushed nine times for 79 yards and two scores.

Running back Germaine Race rushed 11 times for 145 yards and one touchdown. Wide receiver Tim Austin had five catches for a career-high 132 yards, including a 51-yard TD grab. Jermaine Carpenter also had three catches for 93 yards and a TD. Eric Clawson (3-69), Mike Ward (3-66), and Brandon Twito (1-12) also had touchdown catches. Place kicker Nathan Alleman set new PSU and MIAA records by converting all 13 PAT tries in the game.

UMR's Brandon Landry completed 24 of 51 passes for 200 yards and three touchdowns with two interceptions. Mark Becker also completed 2 of 2 passes for 31 yards and a score for the Miners.



Last meeting with the Gorillas - Topeka, Kan. - Oct. 11, 2003 - The

Washburn Ichabods put up a solid fight, but could not overcome 20 fourth quarter points falling to No. 5 ranked Pittsburg State 37-10. With the loss, the Ichabods drop to 2-4 and 0-4 in the MIAA.

The Gorillas scored first on a 22-yard field goal to take a 3-0 lead. The Ichabods would

Pittsburg State Series Not es

First meeting

WU 7, PSU 0 in 1920

Last meeting

PSU 37, WU 10 on Oct. 11, 2003

Last WU win

38-36 on Oct. 4, 1980

Last PSU win

47-10 on Oct. 11, 2003

Largest WU win

36-13 in 1953

Largest PSU win

61-0 on Oct. 28, 1989

- The Ichabods have lost the last 24 meetings in the series.
- The last Washburn win was on Oct. 4, 1980 when the Ichabods won 38-36 in Topeka.
- The Ichabods have been outscored 947 to 287 during the losing streak.

all-time series scores (PSU leads 57-18-1)

1920	W	7-0	021	1967	L	12-38	Pittsburg	
1921	L	7-21	019	1968	L	0-14	Topeka	
1922	L	0-6	018	1969	W	19-17	Pittsburg	
1923	L	0-10	031	1970	L	7-13	Topeka	
1924	L	0-20	030	1971	L	0-27	Pittsburg	
1928	W	12-0	N4	1972	L	7-21	Topeka	
1929	W	12-7	N3	1973	L	14-21	Pittsburg	
1930	W	13-7	N16	1974	L	14-15	Topeka	
1931	W	15-0	N15	1975	L	16-20	Pittsburg	
1932	W	27-7	02	1976	W	28-16	Topeka	
1933	W	6-0	029	1977	W	28-21	Topeka	
1934	L	13-18	028	1978	L	14-27	Topeka	
1941	T	7-7	06	1979	L	12-46	Pittsburg	
1942	L	0-19	04	1980	W	38-36	Topeka	
1943	L	7-27	017	1981	L	12-35	Pittsburg	
1943	L	0-39	016	1982	L	14-38	Pittsburg	
1944	L	6-26	08	1983	L	21-29	Pittsburg	
1946	W	12-7	06	1984	L	20-21	Topeka	
1947	W	13-12	012	1985	L	18-35	Pittsburg	
1948	W	25-7	011	1986	L	7-21	Topeka	
1949	W	27-19	N15	1986	L	24-58	Pittsburg	
1950	L	6-39	031	1987	L	0-44	Pittsburg	
1951	L	0-23	029	1988	L	14-23	Topeka	
1952	L	7-17	028	1989	L	0-61	Pittsburg	
1953	W	36-13	027	1990	L	0-17	Topeka	
1954	W	13-12	N9	1991	L	0-21	Topeka	
1955	L	7-12	N7	1992	L	29-48	Pittsburg	
1956	L	0-27	02	1993	L	18-55	Topeka	
1957	L	6-21	01	1994	L	13-62	Pittsburg	
1958	L	7-13	028	1995	L	7-31	Topeka	
1959	L	6-26	N2	1996	L	14-43	Pittsburg	
1960	L	6-27	N15	1997	L	11-40	Topeka	
028	1961	L	0-40	N14	1998	L	12-72	Pittsburg
027	1962	L	0-27	023	1999	L	8-27	Topeka
026	1963	L	20-21	021	2000	L	28-31	Pittsburg
024	1964	W	17-7	S15	2001	L	21-51	Pittsburg
023	1965	L	7-20	S21	2002	L	14-47	Topeka
022	1966	L	20-24	011	2003	L	10-37	Topeka

come right back on Connor Sable's 23-yard field goal to knot the score at three. The Gorillas scored a touchdown with 35 seconds left in the first half to take a 10-3 lead into the locker room.

Neither team would score again until the Gorillas pushed the lead to 17-3 at the 2:20 mark of the third quarter. On the next Ichabod drive, Trent Hearn would dive in the endzone to cut the lead to 17-10.

However the Gorillas would score 20-unanswered points scoring three touchdowns over a five-minute span and win the game 37-10.

The Ichabods were limited to six first downs and 149 total yards. Hearn rushed for 56 yards. DaWight Benning had four receptions for 63 yards and Dustin Hickel was 8 of 17 with one interception for 79 yards.

Mike Odupitan had six kickoff returns for 177 yards averaging 29.5 yards a return. On defense, Grant Gould led the Ichabods with 11 tackles and one fumble recovery. Evin Beck and Joe Corcoran each had eight stops and Corcoran also had an interception.



Washburn Football History

Washburn is 454-528-44 in its 114th year of college football.



A Washburn win over Pittsburg State would . . .

- improve the Ichabods to 19-57-1 all-time against the Gorillas
- snap a 24-game losing streak to the Gorillas
- would be the first win over the Gorillas in Pittsburg since Oct. 18, 1969 (a span of 17 straight games)
- would be the first win over a ranked opponent since a 34-21 win over No. 16 Emporia State in the Moore Bowl finale on Nov. 2, 2002.



A Washburn loss to Pittsburg State would . . .

- drop the Ichabods to 18-58-1 all-time against the Gorillas
- be the 25th straight loss to the Gorillas
- would drop the Ichabods to 454-529-44 all-time
- be the 18th straight loss in Pittsburg to the Gorillas



A look back at the loss to Northwest Missouri State . . .

- dropped the Ichabods to 5-19 all-time against the Bearcats
- was be the 10th straight loss to Northwest
- was be the Bearcats' fourth straight win over the Ichabods in Topeka
- dropped Washburn to 454-528-44 all-time
- was the second time after the Ichabods had started the MIAA slate 2-0, the Bearcats handed Washburn their first loss, the other was in 1997.



Six degrees of separation:



• There are six current coaches on the Ichabod coaching staff with ties to Pitt State. Other than head coach Craig Schurig's nine years on the Gorilla staff, five other coaches also have ties to the Gorillas' program.

Defensive coordinator Chris Brown was a three-time all-American who recorded 470 tackles in 43 starts and was named the CNN Division II National Player of the Year. He is one of only four Gorillas to be named all-American three times.

Linebacker's coach Cooper Harris played for the Gorillas from 1992 to 1994 where he recorded 295 tackles in 31 games, seventh on the all-time chart. He won the Joe Murphy Award twice as the team's most valuable defensive player.

Wide receivers coach Rob Robinson spent one season as a graduate assistant with the Gorillas after wrapping up his playing days at William Jewell.

Defensive line coach David Trupp was the defensive line and offseason strength and condition coordinator for the Gorillas from 1996 to 1998.

Graduate Assistant Dion Menely was a six-year member of the Gorillas from 1994-99. He recorded 203 tackles and was a two-time all-MIAA pick and team captain as a senior.

• The Gorillas do not have anyone on their roster from Topeka while junior offensive lineman Jim Holland is from Pittsburg.



Hometown heroes:

• The Gorillas have 11 Pittsburg natives on their roster. The Ichabods have 17 Topekan on their roster.



Schuerman moves closer to top of all-time record books:

• Against Northwest Missouri, senior quarterback Tyler Schuerman moved within 27 yards of Washburn's all-time total offensive record. The has 6,596 for his career, trailing Joe Schartz who has 6,622 yards.

• He raised his career passing yards to 5,088, to move with in 440 yards of breaking the passing mark of 5,527 - also held by Schartz.



First Southwest Regional Rankings Released:

The first Southwest Regional Rankings were released by the NCAA earlier this week. The Ichabods were left out of the ranking of the top 12 teams in the region despite both losses coming at the hands of the Nos. 1 and No. 6 teams in the region - both Northwest Missouri and Colorado School of Mines - who are undefeated at 5-0. The Ichabods opponents have a combined record of 16-8.

1. Northwest Missouri State (5-0)
2. Texas A&M-Kingsville (3-0)
3. Central Oklahoma (5-0)
4. Pittsburg State (5-0)
5. Central Missouri State (4-1)
6. Colorado School of Mines (5-0)
7. Midwestern State (3-1)
8. Southeastern Oklahoma State (3-1)
9. East Central (3-1)
10. Tarleton State (3-2)
11. Chadron State (3-2)
12. Abilene Christian (2-2)

2004 Starting Lineups

Offense	TE	LT	LG	C	RG	RT	WR	WR	QB	FB	TB	PK
CSM	J. Scott	Barrett	Sué	Durler	Kelley	Holland	Sissom	Oduptian	Schuerman	Bland	Hearn	Sabel
LU	J. Scott	Barrett	Sué	Durler	Kelley	Holland	Sissom	Oduptian	Schuerman	Bland	Moesley	Sabel
ESU	J. Scott	Barrett	Sué	Durler	Kelley	Holland	Sissom	Oduptian	Schuerman	Bland	Hearn	Sabel
at TSU	J. Scott	Barrett	Sué	Durler	Kelley	Holland	Sissom	Oduptian	Schuerman	Bland	Hearn	Sabel
NWMSU	J. Scott	Barrett	Sué	Durler	Kelley	Holland	Sissom	Oduptian	Schuerman	Bland	Hearn	Sabel
at PSU												
SBU												
at UMR												
at CMSU												
MWSC												
at MSSU												

Defense	DE	DT	DT	DE	OLB	ILB	ILB	OLB	DB	DB	FS	P
CSM	Hemmerling	Bull	Nichols	Moyer	Looney	Gould	Ev. Beck	Corcoran	Terrell	Stuckey	Ewy	Massey
LU	Hemmerling	Bull	Nichols	Huenefeld	Looney	Gould	Ev. Beck	Corcoran	Terrell	Stuckey	Ewy	Massey
ESU	Hemmerling	Bull	Nichols	Moyer	Looney	Gould	Ev. Beck	Corcoran	Terrell	Stuckey	Ewy	Massey
at TSU	Hemmerling	Bull	Nichols	Moyer	Looney	Gould	Ev. Beck	Corcoran	Terrell	Stuckey	Ewy	Massey
NWMSU	Birt	Hemmerling	Lewis	Huenefeld	Looney	Gould	Ev. Beck	Corcoran	Terrell	Stuckey	Ewy	Massey
at PSU												
SBU												
at UMR												
at CMSU												
MWSC												
at MSSU												

**'Bods and Ends:**

• Junior wide receiver Sam Sissom went over the 1,700-yard receiving mark for his career with his 72 yards against Northwest Missouri.

• Joe Corcoran recorded with 300th career tackle against Northwest Missouri on Saturday raising his total to 302 total tackles. He is 48 from tying the career tackle record of 349 held by Tony Scollieri who played from 1994-97.



Up next: The Ichabods will then return home to face Southwest Baptist in Family Day activities on Oct. 9 with a 1 p.m. kickoff.

Ichabods/Gorillas last meeting 10/11/03

PSU	3	7	7	20	- 37
WU	0	3	0	7	- 10

Scoring Summary:**1st Quarter**

04:35 PSU - Alleman,Nathan 22 yd field goal, 7-47 3:46, PSU 3 - WU 0

2nd Quarter

05:04 WU - Sabel,Connor 23 yd field goal, 11-29 5:36, PSU 3 - WU 3

00:35 PSU - Race,Germaine 2 yd pass from Philpot,Neal (Alleman,Nathan kick), 12-61 4:29, PSU 10 - WU 3

3rd Quarter

02:20 PSU - Race,Germaine 1 yd run (Alleman,Nathan kick), 5-40 1:58, PSU 17 - WU 3

4th Quarter

14:49 WU - Hearn,Trent 1 yd run (Sabel,Connor kick), 7-43 2:31, PSU 17 - WU 10

14:10 PSU - Race,Germaine 11 yd run (Alleman,Nathan kick failed), 3-41 0:39, PSU 23 - WU 10

10:40 PSU - Philpot,Neal 1 yd run (Alleman,Nathan kick), 5-42 1:57, PSU 30 - WU 10

09:22 PSU - Philpot,Neal 14 yd run (Alleman,Nathan kick), 2-46 0:15, PSU 37 - WU 10

Team Statistics:

	WU	TSU
FIRST DOWNS	21	6
RUSHES-YARDS (NET)	59-409	32-56
PASSING YDS (NET)	49	93
Passes Att-Comp-Int	12-5-1	22-11-1
OFFENSE PLAYS-YARDS	71-458	54-149
Fumble Returns-Yards	0-0	0-0
Punt Returns-Yards	4-57	3-17
Kickoff Returns-Yards	2-52	7-194
Interception Returns-Yards	1-16	1-1
Punts (Number-Avg)	5-34.4	10-35.4
Fumbles-Lost	4-1	0-0
Penalties-Yards	8-68	6-45
Possession Time	32:48	27:12
Third-Down Conversions	5 of 13	2 of 14
Fourth-Down Conversions	1 of 1	2 of 2
Red-Zone Scores-Chances	6-8	2-2
Sacks By: Number-Yards	1-8	1-5

Individual Statistics:

RUSHING: Pittsburg St.-Philpot,Neal 23-198; Race,Germaine 11-92; Taylor,Joe 8-44; Bean,Justin 8-28; VanBecelaere,J. 1-19; Majors,Andy 5-18; Strange,Matt 3-10. Washburn-Hearn,Trent 21-56; Hickel,Dustin 5-4; Bland,Rawshawn 3-3; Womack,Jeff 1-minus 2; Schuerman,Tyler 2-minus 5.

PASSING: Pittsburg St.-Philpot,Neal 4-9-1-47; Majors,Andy 1-2-0-2; Team 0-1-0-0. Washburn-Hickel,Dustin 8-17-1-79; Schuerman,Tyler 3-5-0-14.

RECEIVING: Pittsburg St.-Race,Germaine 2-9; Noble,Ryan 1-30; Bell,Aaron 1-8; Philpot,Neal 1-2. Washburn - Benning, DaWight 4-63; Sissom,Sam 3-3; Hearn,Trent 2-14; Odupitan,Mike 1-10; Bland,Rawshawn 1-3.

INTERCEPTIONS: Pittsburg St.-Meier,Adam 1-16. Washburn-Corcoran,Joe 1-1.

FUMBLES: Pittsburg St.-Philpot,Neal 2-0; Sauber,Matt 1-0; Bean,Justin 1-1. Washburn-None.

2004 players of the week As selected by Ichabod coaching staff

Game	Off. Skill	Def. Skill	Special Teams	Off. Line	Def. Line	Work Team Off.	Work Team Def.	Big Hit
CSM	Sam Sissom, WR	Fletcher Terrell, DB	Curt Massey, P Chris Brown, LB	Jeff Scott, TE	Grant Gould, LB	Kyle Hainline, OL	Eric Lawrence, DE	Chris Brown, LB
LU	Rawshawn Bland, FB	Henry Talley, DB	Curt Massey, P Jarod Tetuan, WR	Matt Durler, C	Mitch Birt, DE	Brandon Walker, QB	Myckel Neal, LB	Erin Beck, DB
ESU	Sam Sissom, WR	Grant Gould, LB	Curt Massey, P Cason Lehman, PK	Bryce Kelley, G	Trey Lewis, DL	Jeremy Assal, FB	Nick Svoboda, DE	Calvin Stuckey, DB
TSU	Mike Odupitan, WR	Calvin Stuckey, DB	Jarod Tetuan, KR Terrell Cobb, LB	Tyrone Barrett, OL	Zach Hemmerling, DE	Joshua Lamb, RB	Justin Knutzen, DE	Chris Brown, LB Taurence Minikwu, LB
NWMSU	Jeff Scott, TE	Evin Beck, LB	Mike Odupitan, KR Mike Gonzales, LB	Rudy Sué, G	Mitch Birt, DE	Matt Brown, WR	Joe Leiker, LB	Fletcher Terrell, DB Terrell Cobb, LB
PSU								
SBU								
UMR								
CMSU								
MWSC								
MSSU								



The last time it happened

400 Passing Yards

10/27/79 vs Missouri Western - Mike Atkins (418 yards)

300 Passing Yards

10/26/02 vs Missouri Western - Dustin Hickel (319 yards)

40 Pass Attempts

10/26/02 vs Missouri Western - Dustin Hickel (42 attempts)

20 Pass Completions

10/26/02 vs Missouri Western - Dustin Hickel (20 completions)

100 Receiving Yards

9/18/04 vs Truman State - Mike Odupitan (121 yards - 8 receptions)

200 Receiving Yards

10/24/98 vs Missouri Southern - Marc Nardella (221 yards - 10 receptions)

100 Rushing Yards

9/18/04 vs Truman State - Ra'Shawn Moseley (104 yards - 17 carries)

175 Rushing Yards

10/25/03 vs Missouri-Rolla - Trent Hearn (175 - 29 carries)

Kickoff returned for a touchdown

11/15/03 vs Missouri Southern - Mike Odupitan (89 yards)

Punt returned for a touchdown

9/7/02 vs Wisconsin-LaCrosse - Brooks Myers (in endzone of blocked punt)

Punt returned for a touchdown (not on a blocked punt)

10/7/95 vs Central Missouri - Andy Rucker (50 yards)

Interception returned for a touchdown

9/20/03 vs Emporia State - Fletcher Terrell (60 yards)

Fumble Recovery for a touchdown

9/25/04 vs Northwest Missouri - Mitch Birt (Recovery in endzone after sack)

500 Yards in Team Total Offense

9/18/04 vs Truman State - (553 total yards)

600 Yards in Team Total Offense

11/9/02 vs Missouri-Rolla (612 total yards)

30 First Downs

11/9/02 vs Missouri-Rolla (31 total - 21 rushing, 10 passing)

Overtime Game

9/20/03 vs Emporia State - (loss 35-28 in overtime)

Double Overtime Game

10/26/02 vs Missouri Western - (loss 34-28 in double overtime)

Last Time Shutout

11/7/98 vs Central Missouri - (loss 37-0 -- a streak of 61 games without one)

Last Time Washburn Recorded a shutout

9/18/04 vs Truman State- (win 62-0)

AFCA Coaches Poll

	Rec.	Pts.	Prv.
1. Grand Valley St.(25)	4-0	625	1
2. North Dakota	4-0	595	2
3. Pittsburg St. (Kan.)	5-0	563	3
4. Texas A&M-Kingsville	3-0	541	4
5. Northwest Missouri St.	5-0	523	5
6. Catawba (N.C.)	4-0	489	6
7. Central Oklahoma	5-0	472	7
8. Albany St. (Ga.)	4-0	434	8
9. Shippensburg (Pa.)	5-0	377	10
10. Carson-Newman (Tenn.)	3-1	374	9
11. Delta St. (Miss.)	3-1	360	11
12. Valdosta St. (Ga.)	3-1	354	12
13. Saginaw Valley St.	3-1	318	13
14. Northwood (Mich.)	5-0	302	15
15. St. Cloud State (Minn.)	5-0	283	17
16. Central Missouri St.	4-1	259	16
17. Tuskegee (Ala.)	3-0	214	21
18. East Stroudsburg (Pa.)	4-0	186	23
19. Winona St. (Minn.)	4-1	176	22
20. Central Arkansas	4-1	120	19
21. Arkansas Tech	4-0	116	NR
22. Michigan Tech	4-0	112	NR
23. Wingate (N.C.)	5-0	81	NR
24. Colo. School of Mines	5-0	64	NR
25. South Dakota	4-1	31	25

Dropped Out (last week's rating): North

Alabama (14), Tarleton St. (Tex.) (18), Indiana (Pa.) (20), Tusculum (Tenn.) (24)

Others Receiving Votes: California (Pa.), 29; Bloomsburg (Pa.), 28; Virginia St., 21; Tarleton St. (Tex.), 18; North Alabama, 16; C.W. Post (N.Y.), 10; Western Washington, 10; Fort Valley St. (Ga.), 7; Midwestern St. (Tex.), 4; Nebraska-Omaha, 3; North Carolina Central, 3; Bemidji St. (Minn.), 2; Southern Connecticut, 2; Harding (Ark.), 1; Bowie St. (Md.), 1; West Virginia Wesleyan, 1.

NCAA Southwest Regional poll

1. Northwest Missouri State	(5-0)
2. Texas A&M-Kingsville	(3-0)
3. Central Oklahoma.	(5-0)
4. Pittsburg State	(5-0)
5. Central Missouri State	(4-1)
6. Colorado School of Mines.	(5-0)
7. Midwestern State	(3-1)
8. Southeastern Oklahoma State. . .	(3-1)
9. East Central	(3-1)
10. Tarleton State	(3-2)
11. Chadron State	(3-2)
12. Abilene Christian	(2-2)

ICHABOD OFFENSE**Quarterback**

16 Tyler Schuerman 6-3, 220, SR
 10 Jordan Brill 6-3, 215, FRRS

Running back

6 Trent Hearn 6-1, 215, SO
 3 Ra'shawn Moseley 5-10, 195, FRRS

Fullback

30 Rawshawn Bland 5-10, 235, JR
 31 Chris McCann 5-9, 205, SO

Wide Receiver

5 Mike Odupitan 6-1, 200, JR
 12 Dustin Hickel 6-1, 196, SR

Wide Receiver

83 Sam Sissom 6-0, 195, JR
 7 Cason Lehman 6-1, 205, JR

Tight End

80 Jeff Scott 6-4, 255, JR
 29 John Hoytal 6-2, 235, SR

Left Tackle

53 Tyrone Barrett 6-1, 290, SR
 57 Ben Thursby 6-0, 280, JR

Left Guard

70 Rudy Su'e 6-1, 300, JR
 65 Jeff Rickard 6-3, 280, FR

Center

55 Matt Durler 6-4, 280, SR
 54 Dan Schneider 6-0, 275, JR

Right Guard

62 Bryce Kelley 6-2, 275, SR
 66 Matt Neely 6-2, 240, FRRS

Right Tackle

77 Jim Holland 6-7, 275, JR
 51 Pat Mack 6-4, 265, SO

GORILLA OFFENSE**Tight End**

82 Brandon Twito 6-7, 273, Jr.
 87 Jeremy Moss 6-4, 250, So.

Quick Tackle

73 Laramie Todd 6-5, 326, Sr.
 78 Zac Robinson 6-5, 272, Fr.-RS

Quick Guard

74 Kris Dornan 6-2, 278, Sr.
 66 Adam Newbery 6-4, 270, So.

Center

68 Drew Brown 6-2, 314, Fr.-RS
 61 Ryan McInerney 5-11, 253, Fr.

Strong Guard

76 Chad Weeks 6-3, 339, Jr.
 62 Chris Beyer 5-10, 250, So.

Strong Tackles

77 Nathan Baker 6-4, 313, Sr.
 69 Ryan Renwick 6-4, 330, Fr.

Tight End

84 Ryan Hellwig 6-5, 253, Sr.
 86 Ryan Noble 6-3, 256, Sr.

Wide Receiver

2 Jermaine Carpenter 5-7, 152, Sr.
 81 Mike Ward 6-4, 202, Sr.
 83 Tim Austin 6-2, 195, Sr.

Quarterback

16 Neal Philpot 6-4, 254, Sr.
 11 Andy Majors 6-2, 188, Jr.

Fullback

26 Tyler Collums 5-11, 205, Fr.-RS
 29 Dustin Walters 6-0, 193, So.

Tailback

22 Germaine Race 5-11, 217, So.
 5 Justin Bean 5-10, 200, So.

ICHABOD DEFENSE**Defensive End**

98 Zach Hemmerling 6-5, 265, SO
 93 Eric Eisenbarth 6-2, 260, FR

Defensive Tackle

76 Trey Lewis 6-3, 265, SO
 90 Blake Nichols 6-4, 280, SO

Defensive Tackle

95 Mitch Birt 6-2, 245, FRRS
 99 Nick Bull 6-2, 295, SO

Defensive End

72 Cody Huenefeld 6-1, 250, SO
 94 Dustin Moyer 6-2, 245, FRRS

Outside Linebacker

11 Joe Corcoran 6-0, 190, SR
 22 Aaron Neal 6-0, 213, SO

Inside Linebacker

13 Evin Beck 6-0, 210, SR
 4 Taurence Minikwu 5-11, 212, JR

Inside Linebacker

36 Grant Gould 6-3, 230, JR
 48 Terrell Cobb 6-0, 215, JR

Outside Linebacker

39 Josh Looney 6-2, 225, JR
 1 Chris Brown 5-10, 195, SO

Cornerback

2 Fletcher Terrell 6-1, 180, SO
 17 Tramaine Young 6-1, 180, SO

Cornerback

28 Calvin Stuckey 6-2, 193, JR
 24 Henry Talley 6-1, 185, FRRS

Free Safety

33 Adam Ewy 6-1, 195, FRRS
 14 Blake Meyer 6-3, 180, SR

GORILLA DEFENSE**Defensive End**

92 Brandon Jones 6-3, 229, Jr.-RS
 65 Craig Pauly 6-3, 230, So.

Left Tackle

93 Casey Warlop 6-2, 259, Sr.
 94 John Brashears 6-2, 256, Fr.-RS

Right Tackle

99 Cole Vap 6-4, 306, Jr.
 98 Ike Eguae 6-3, 250, So.-RS

Defensive End

95 Ryan Meredith 6-2, 228, So.
 65 Craig Pauly 6-3, 230, So.

Outside Linebacker

37 Chris Jaax 6-4, 212, Jr.
 55 Brett Shamblin 5-10, 189, Fr.-RS

Inside Linebacker

1 Jimmie Taylor 6-1, 212, Sr.
 42 D.J. Driskill 5-9, 194, Sr.

Inside Linebacker

40 Josh Lattimer 5-11, 231, Jr.
 13 Brent Watson 6-1, 239, Sr.

Outside Linebacker

48 Chad Miller 6-3, 223, Sr.
 54 Doug Schibi 6-0, 205, Jr.

Left Cornerback

24 Eric Wright 6-2, 175, Jr.
 27 Jeremy Neville 6-1, 195, Jr.

Free Safety

6 Vernard Veasley 6-2, 204, Sr.
 18 Nick Smith 6-0, 194, Jr.

Right Cornerback

17 Noah Hoppe 6-0, 178, Jr.
 10 Grant McDonald 6-0, 176, So.

ICHABOD SPECIALISTS**Punter**

47 Curt Massey 6-1, 220, JR
 35 Ben Boswell 6-0, 170, SO

PAT/FG

86 Connor Sabel 6-2, 180, SO
 84 Adam Azeltine 6-0, 170, SO

Kickoffs

86 Connor Sabel 6-2, 180, SO
 84 Adam Azeltine 6-0, 170, SO

Long Snapper

80 Jeff Scott 6-4, 255, JR
 56 Aaron Hicks 6-0, 225, FRRS

Short Snapper

80 Jeff Scott 6-4, 255, JR
 98 Zach Hemmerling 6-5, 265, SO

Holder

7 Cason Lehman 6-1, 205, JR
 23 Jarod Tetuan 5-11, 190, FRRS

Punt Return

83 Sam Sissom 6-0, 195, JR
 3 Ra'shawn Moseley 5-10, 195, FRRS

Kickoff Return

5 Mike Odupitan 6-1, 200, JR
 23 Jarod Tetuan 5-11, 190, FRRS

**GORILLA SPECIAL TEAMS****Placekicker**

89 Nathan Alleman 6-3, 185, So.
Punter

33 Jimmy VanBecelaere 6-2, 222, So.

Longsnapper

82 Brandon Twito 6-7, 273, Jr.

Holder

11 Andy Majors 6-2, 188, Jr.

Punt Returner

2 Jermaine Carpenter 5-7, 152, Sr.
 20 Joe Taylor 5-10, 197, Jr.

Kick Returner

2 Jermaine Carpenter 5-7, 152, Sr.
 81 Mike Ward 6-4, 206, Sr.





top 10 single season rushing		
Player	Year	Yards
1. Dino DeLisa	1983	1,185
2. Trent Hearn	2003	1,116
3. Art Fletcher	1948	979
4. Les Williams	1988	947
5. Phil Brooks	1989	936
6. Dino DeLisa	1985	888
7. Kevin McCormick	1971	862
8. Willie Sapp	1997	819
9. Greg Lane	1990	758
10. Gary Yager	1974	748

top 10 single season total offense		
Player	Year	Yards
1. Tyler Schuerman	2000	2,644
2. Dustin Hickel	2002	2,571
3. Barry Galbraith	1999	2,540
4. Barry Griffiths	1988	2,296
5. Aaron Battle	1998	2,258
6. Mike Atkins	1980	1,905
7. Joe Schartz	1995	1,891
8. Kyle Kingston	1987	1,794
9. Aaron Battle	1998	1,677
10. Joe Schartz	1996	1,665

top 10 career rushing		
Player	Years	Yards
1. Dino DeLisa	83-85	2,794
2. Brandon Rainer	98-01	2,182
3. Les Williams	86-90	2,030
4. Leroy Harmon	45-49	1,927
5. Willie Sapp	95-97	1,816
6. Art Fletcher	46-49	1,698
7. Bill Baker	51-53	1,670
8. Kevin McCormick	69-71	1,581
9. Brent Cripps	74-77	1,506
10. Nick Cummings	92-94	1,448
11. Tyler Schuerman	00-pr	1,508
13. Trent Hearn	03-pr	1,247

top 10 career total offense		
Player	Years	Yards
1. Joe Schartz	93-96	6,622
2. Tyler Schuerman	00-pr	6,596
3. Dustin Hickel	01-pr	5,130
4. Mike Atkins	77-80	5,063
5. Aaron Battle	94-98	4,173
6. Leroy Harmon	45-49	3,924
7. Mike Grogan	74-77	3,861
8. Barry Galbraith	95-99	3,040
9. Dino DeLisa	83-85	2,794
10. Kyle Kingston	86-87	2,671

top 10 single season receiving		
Player	Year	Yards
1. Troy Slusser	1988	1,512
2. Marc Nardella	1990	1,136
3. Ron Hamilton	1980	1,128
4. Michael Dritlein	1995	1,112
5. Marc Nardella	1999	933
6. Colon McNeal	2000	829
7. Michael Dritlein	1994	816
8. Michael Dritlein	1993	742
9. Colon McNeal	2001	732
10. Sam Sissom	2002	719

top 10 single season scoring		
Player	Year	Points
1. Troy Slusser	1988	128
2. Tyler Schuerman	2000	96
Trent Hearn	2003	96
4. Dino DeLisa	1983	84
5. Nick Kresic	1986	79
6. Kevin McCormick	1971	78
7. Sam Sissom	2002	74
8. Chad Todd	2000	63
9. Nick Cummings	1994	60
10. Chad Todd	1998	57

top 8 career receiving		
Player	Years	Yards
1. Michael Dritlein	92-95	3,103
2. Troy Slusser	85-88	2,428
3. Marc Nardella	96-99	2,080
4. Ron Hamilton	79-80	1,919
5. Colon McNeal	98-01	1,808
6. Sam Sissom	2003-pr	1,703
7. Mike Keeley	75-78	1,592
8. Al Dressman	69-71	1,228

top 10 career scoring		
Player	Years	Points
1. Troy Slusser	85-88	226
2. Chad Todd	97-00	210
3. Brandon Rainer	98-01	186
4. Dino DeLisa	83-85	174
5. Sam Sissom	02-pr	152
6. Tyler Schuerman	00-pr	150
7. Nick Kresic	83-86	141
8. Joe Schartz	93-96	138
9. Dan Brown	92-95	137
10. Kevin McCormick	69-71	126

top 10 single season passing		
Player	Year	Yards
1. Barry Griffiths	1988	2,338
2. Barry Galbraith	1999	2,269
3. Dustin Hickel	2002	2,160
4. Aaron Battle	1998	2,131
5. Mike Atkins	1980	2,106
6. Tyler Schuerman	2000	1,936
7. Mike Atkins	1979	1,678
8. Kyle Kingston	1987	1,629
9. Joe Schartz	1995	1,452
10. Joe Schartz	1993	1,430

top 10 single season Tackles		
Player	Year	Tackles
1. Bill Guidetti	1984	152
2. Todd McGhghy	1991	129
3. Joe Corcoran	2002	124
Tony Scollieri	1997	124
5. Tony Scollieri	1996	116
6. Corey Phipps	1999	112
7. Grant Gould	2003	111
Wade Dennis	1988	111
9. Charlie Bennett	1987	108
10. Several tied with		97

top 10 career passing		
Player	Years	Yards
1. Joe Schartz	93-96	5,527
2. Mike Atkins	77-80	5,437
3. Tyler Schuerman	00-pr	5,088
4. Dustin Hickel	01-pr	4,044
5. Mike Grogan	74-77	3,761
6. Aaron Battle	94-98	3,479
7. Barry Galbraith	95-99	2,684
8. Mark Elliott	80-83	2,604
9. Barry Griffiths	87-88	2,395
10. Kyle Kingston	86-87	2,381

top 10 career Tackles		
Player	Years	Tackles
1. Tony Scollieri	94-97	349
2. Matt Cahill	79-82	323
3. Joe Corcoran	00-pr	302
4. Jeremy Potts	98-01	258
5. Grant Gould	02-pr	253
6. Corey Phipps	97-00	242
7. Todd McGhghy	90-91	226
8. Nolan Jeffery	93-95	225
9. Wade Dennis	86-88	191
10. Morgan Dewey	02-03	185

**2004 Results (3-2, 2-1 MIAA)**

Date	Opponent	Score	Time	Attend
Aug 28	COLORADO MINES	L 27-34	3:04	5874
Sep 04	LANGSTON	W 30-7	3:23	3725
Sep 11	*EMPORIA STATE	W 28-10	3:07	5776
Sep 18	*at Truman State	W 62-0	3:04	2500
Sep 25	*NORTHWEST MISSOURI	L 21-49	3:13	4958

* indicates conference game

Team Statistics

	WU	OPP
SCORING	168	100
Points Per Game	33.6	20.0
FIRST DOWNS	95	96
Rushing	36	31
Passing	49	54
Penalty	10	11
RUSHING YARDAGE	749	808
Yards gained rushing	853	919
Yards lost rushing	104	111
Rushing Attempts	192	176
Average Per Rush	3.9	4.6
Average Per Game	149.8	161.6
TDs Rushing	11	6
PASSING YARDAGE	1162	995
Att-Cmp-Int	153-86-3	174-92-5
Average Per Pass	7.6	5.7
Average Per Catch	13.5	10.8
Average Per Game	232.4	199.0
TDs Passing	12	8
TOTAL OFFENSE	1911	1803
Total Plays	345	350
Average Per Play	5.5	5.2
Average Per Game	382.2	360.6
KICK RETURNS: #YARDS	18-398	20-343
PUNT RETURNS: #YARDS	15-164	13-217
INT RETURNS: #YARDS	5-141	3-0
KICK RETURN AVERAGE	22.1	17.1
PUNT RETURN AVERAGE	10.9	16.7
INT RETURN AVERAGE	28.2	0.0
FUMBLES-LOST	8-5	8-6
PENALTIES-YARDS	55-423	43-383
Average Per Game	84.6	76.6
PUNTS-YARDS	25-1022	29-984
Average Per Punt	40.9	33.9
Net punt average	32.2	28.3
TIME OF POSSESSION/GAME	30:39	29:21
3RD-DOWN CONVERSIONS	31/75	32/77
3rd-Down Pct	41%	42%
4TH-DOWN CONVERSIONS	6/12	0/8
4th-Down Pct	50%	0%
SACKS BY-YARDS	10-66	4-30
MISC YARDS	0	0
TOUCHDOWNS SCORED	24	14
FIELD GOALS-ATTEMPTS	0-4	1-5
PAT-ATTEMPTS	22-24	13-14
ATTENDANCE	20333	2500
Games/Avg Per Game	4/5083	1/2500

SCORE BY QUARTERS

	1st	2nd	3rd	4th	Total
Washburn	62	55	14	37	168
Opponents	30	49	7	14	100

Offensive Statistics

Rushing	GP	Att	Gain	Loss	Net	Avg	TD	Long	Avg/G
Moseley,Ra'Shawn	5	70	361	31	330	4.7	5	31	66.0
Hearn,Trent	4	51	209	9	200	3.9	2	15	50.0
Schuerman,Tyler	5	26	125	24	101	3.9	2	31	20.2
Bland,Rawshawn	5	15	59	5	54	3.6	1	10	10.8
McCann,Chris	3	13	36	3	33	2.5	0	12	11.0
Odupitan,Mike	5	3	25	0	25	8.3	1	14	5.0
Tetuan,Jarod	5	4	21	0	21	5.2	0	17	4.2
Lamb,Josh	1	2	11	0	11	5.5	0	6	11.0
Martin,James	5	1	5	0	5	5.0	0	5	1.0
Ichabods	4	3	1	3	-2	-0.7	0	1	-0.5
Brill,Jordan	3	4	0	29	-29	-7.2	0	0	-9.7
Total.....	5	192	853	104	749	3.9	11	31	149.8
Opponents.....	5	176	919	111	808	4.6	6	69	161.6

PASSING

	G	Effic	Att-Cmp-Int	Pct	Yds	TD	Lng	Avg/G
Schuerman,Tyler	5	146.24	110-64-3	58.2	871	9	86	174.2
Brill,Jordan	3	137.42	41-22-0	53.7	291	3	50	97.0
Ichabods	4	0.00	1-0-0	0.0	0	0	0	0.0
Lehman,Cason	5	0.00	1-0-0	0.0	0	0	0	0.0
Total.....	5	141.97	153-86-3	56.2	1162	12	86	232.4
Opponents.....	5	110.33	174-92-5	52.9	995	8	62	199.0

RECEIVING

	G	No.	Yds	Avg	TD	Long	Avg/G
Odupitan,Mike	5	23	305	13.3	2	50	61.0
Sissom,Sam	5	21	429	20.4	7	86	85.8
Lehman,Cason	5	12	153	12.8	1	27	30.6
Moseley,Ra'Shawn	5	8	40	5.0	0	35	8.0
Tetuan,Jarod	5	5	68	13.6	1	30	13.6
Bland,Rawshawn	5	5	45	9.0	0	13	9.0
Scott,Jeff	5	5	42	8.4	0	18	8.4
Hickel,Dustin	4	2	54	27.0	1	36	13.5
McCann,Chris	3	2	12	6.0	0	10	4.0
Hoytal,John	4	1	9	9.0	0	9	2.2
Hearn,Trent	4	1	4	4.0	0	4	1.0
Mcclendon,Terre	1	1	1	1.0	0	1	1.0
Total.....	5	86	1162	13.5	12	86	232.4
Opponents.....	5	92	995	10.8	8	62	199.0

PUNT RETURNS

	No.	Yds	Avg	TD	Long
Sissom,Sam	10	53	5.3	0	12
Tetuan,Jarod	4	115	28.8	0	48
Talley,Henry	1	-4	-4.0	0	0
Total.....	15	164	10.9	0	48
Opponents.....	13	217	16.7	0	40

INTERCEPTIONS

	No.	Yds	Avg	TD	Long
Meyer,Blake	1	5	5.0	0	5
Talley,Henry	1	36	36.0	0	36
Gould,Grant	1	31	31.0	0	31
Terrell,Fletche	1	69	69.0	0	69
Beck,Erin	1	0	0.0	0	0
Total.....	5	141	28.2	0	69
Opponents.....	3	0	0.0	0	0

FUMBLE RETURNS

	No.	Yds	Avg	TD	Long
Birt,Mitch	0	0	0.0	1	0
Total.....	0	0	0.0	1	0



KICK RETURNS	No.	Yds	Avg	TD	Long
Odupitan, Mike	7	165	23.6	0	39
Tetuan, Jarod	7	176	25.1	0	76
Moseley, Ra'Shaw	3	58	19.3	0	24
Minikwu, Taurenc	1	-1	-1.0	0	0
Total.....	18	398	22.1	0	76
Opponents.....	20	343	17.1	0	49

SCORING	TD	FGs	PAT		PAT		Rcv	Pass	Saf	PTS
			Kick	Rush	Rcv	Pass				
Sissom, Sam	7	0-0	0-0	0-0	0	0-0	0	0	0	42
Moseley, Ra'Shaw	5	0-0	0-0	0-0	0	0-0	0	0	0	30
Sabel, Connor	0	0-4	22-24	0-0	0	0-0	0	0	0	22
Odupitan, Mike	3	0-0	0-0	0-0	0	0-0	0	0	0	18
Schuerman, Tyler	2	0-0	0-0	0-0	0	0-0	0	0	0	12
Hearn, Trent	2	0-0	0-0	0-0	0	0-0	0	0	0	12
Lehman, Cason	1	0-0	0-0	0-0	0	0-0	0	0	0	6
Hickel, Dustin	1	0-0	0-0	0-0	0	0-0	0	0	0	6
Bland, Rawshaw	1	0-0	0-0	0-0	0	0-0	0	0	0	6
Birt, Mitch	1	0-0	0-0	0-0	0	0-0	0	0	0	6
Tetuan, Jarod	1	0-0	0-0	0-0	0	0-0	0	0	0	6
Ichabods	0	0-0	0-0	0-0	0	0-0	1	2		
Total.....	24	0-4	22-24	0-0	0	0-0	1	168		
Opponents.....	14	1-5	13-14	0-0	0	0-0	0	100		

TOTAL OFFENSE	G	Plays	Rush	Pass	Total	Avg/G
Schuerman, Tyler	5	136	101	871	972	194.4
Moseley, Ra'Shaw	5	70	330	0	330	66.0
Brill, Jordan	3	45	-29	291	262	87.3
Hearn, Trent	4	51	200	0	200	50.0
Bland, Rawshaw	5	15	54	0	54	10.8
McCann, Chris	3	13	33	0	33	11.0
Odupitan, Mike	5	3	25	0	25	5.0
Tetuan, Jarod	5	4	21	0	21	4.2
Lamb, Josh	1	2	11	0	11	11.0
Martin, James	5	1	5	0	5	1.0
Ichabods	4	4	-2	0	-2	-0.5
Total.....	5	345	749	1162	1911	382.2
Opponents.....	5	350	808	995	1803	360.6

FIELD GOALS	FGM-FGA	Pct	01-19	20-29	30-39	40-49	50+	Blk
Sabel, Connor	0-4	0.0	0-0	0-2	0-0	0-2	0	1
FG SEQUENCE		Washburn	OPPONENTS					
Colorado Mines	-		31					
Langston	47		27					
Emporia State	22		(30), 46					
Truman	42, 27		-					
Northwest Mo. St.	-		33					

Numbers in (parentheses) indicate field goal was made.

PUNTING	No.	Yds	Avg	Long	TB	FC	I20	Blkd
Massey, Curtis	24	1022	42.6	54	2	3	7	0
Ichabods	1	0	0.0	0	0	0	0	1
Total.....	25	1022	40.9	54	2	3	7	1
Opponents.....	29	984	33.9	50	1	1	5	0

KICKOFFS	No.	Yds	Avg	TB	OB	Retn	Net	YdLn
Sabel, Connor	27	1547	57.3	7	0			
Total.....	27	1547	57.3	7	0	483	39.4	25
Opponents.....	21	1231	58.6	2	4	438	37.8	27

ALL PURPOSE	G	Rush	Rec	PR	KOR	IR	Tot	Avg/G
Odupitan, Mike	5	25	305	0	165	0	495	99.0
Sissom, Sam	5	0	429	53	0	0	482	96.4
Moseley, Ra'Shaw	5	330	40	0	58	0	428	85.6
Tetuan, Jarod	5	21	68	115	176	0	380	76.0
Hearn, Trent	4	200	4	0	0	0	204	51.0
Lehman, Cason	5	0	153	0	0	0	153	30.6
Schuerman, Tyler	5	101	0	0	0	0	101	20.2
Bland, Rawshaw	5	54	45	0	0	0	99	19.8
Terrell, Fletche	5	0	0	0	0	69	69	13.8
Hickel, Dustin	4	0	54	0	0	0	54	13.5
McCann, Chris	3	33	12	0	0	0	45	15.0
Scott, Jeff	5	0	42	0	0	0	42	8.4
Talley, Henry	4	0	0	-4	0	36	32	8.0
Gould, Grant	5	0	0	0	0	31	31	6.2
Lamb, Josh	1	11	0	0	0	0	11	11.0
Hoytal, John	4	0	9	0	0	0	9	2.2
Martin, James	5	5	0	0	0	0	5	1.0
Meyer, Blake	4	0	0	0	0	5	5	1.2
McClendon, Terre	1	0	1	0	0	0	1	1.0
Minikwu, Taurenc	5	0	0	0	-1	0	-1	-0.2
Ichabods	4	-2	0	0	0	0	-2	-0.5
Brill, Jordan	3	-29	0	0	0	0	-29	-9.7
Total.....	5	749	1162	164	398	141	2614	522.8
Opponents.....	5	808	995	217	343	0	2363	472.6

Defensive Statistics

	GP	UT	AT	TT	TFL	Sacks	Int-Yds	PD	QBH	FR-Yds	FF	BLK	Saf
Gould, Grant	5	25	31	56	3-4		1-31						
Ewy, Adam	5	13	16	29				3					
Beck, Evie	5	16	13	29	8-32	3-21		1					
Corcoran, Joe	5	10	16	26	2-5	1-3							
Looney, Josh	5	9	12	21	1-1					1-0			
Terrell, Fletche	5	13	7	20			1-69	5				1	
Beck, Erin	5	5	15	20			1-0						
Cobb, Terell	5	6	13	19	1-1			1		1-0			
Gonzalez, Mike	4	11	7	18	3-3	1-2							
Neal, Aaron	5	9	8	17	2-8	1-4		1					
Huenefeld, Cody	5	1	11	12	2-7	1-5							
Bull, Nick	5	4	7	11	4-11	2-6					1		
Birt, Mitch	5	4	6	10	2-9					1-0			
Stuckey, Calvin	5	6	4	10				1					
Brown, Chris	5	5	4	9	1-5	1-5		1			1		
Moyer, Dustin	5	1	8	9	2-3	1-2		1					
Hemmerling, Zach	5	3	4	7	2-7		2-7					1	
Young, Tramaine	5	3	4	7					1				
Eisenbarth, Eric	5	3	3	6	2-11	2-11							
Minikwu, Taurenc	5	2	4	6									
Nichols, Blake	5	3	2	5				1		1-0			
Meyer, Blake	4	3	2	5			1-5						
Lewis, Trey	5	3	2	5	1-1					1-0		1	
Burgess, Marquet	5	4			4				1		1-0		
Lehman, Cason	5	1	1	2									
Hicks, Aaron	4		2	2									
Munson, Russell	2	1	1	2				1					
Talley, Henry	4	1	1	2			1-36	3					
Martin, James	5	1		1									
Tetuan, Jarod	5		1	1									
Bland, Rawshaw	5	1			1								
Total.....	5	168	206	374	109	106	5-141	21		6-0	4	3	1
Opponents.....	5	178	196	374	106	4-30	3-0	16		5-0	4	2	



Game By Game Rushing

	No-Yds/TD	MINES	LU	ESU	TSU	NWMSU	PSU	SBU	UMR	CMSU	MWSC	MSSU
Moseley,Ra'Shaw RB	70-330/5	19-108/1	13-63/2	8-11/0	17-104/2	13-44/0						
Hearn,Trent RB	51-200/2	14-71/1	DNP	13-19/1	12-69/0	12-41/0						
Schuerman,Tyler QB	26-101/2	6-18/0	3-4/0	7-35/0	7-54/2	3-2/0						
Bland,Rawshawn FB	15-54/1	1-3/0	5-27/0	5-18/1	4-6/0	-						
McCann,Chris FB	13-33/0	DNP	8-24/0	DNP	5-9/0	-						
Odupitan,Mike WR	3-25/1	1-3/0	1-14/1	-	1-8/0	-						
Tetuan,Jarod WR	4-21/0	-	-	-	4-21/0	-						
Lamb,Josh RB	2-11/0	DNP	2-11/0	DNP	DNP	DNP						
Martin,James TE	1-5/0	-	1-5/0	-	-	-						
Ichabods	3-2/0	-	1-1/0	2-3/0	-	DNP						
Brill,Jordan QB	4-29/0	DNP	-	DNP	-	4-29/0						

Game By Game Receiving

	No-Yds/TD	MINES	LU	ESU	TSU	NWMSU	PSU	SBU	UMR	CMSU	MWSC	MSSU
Sissom,Sam WR	21-429/7	3-113/2	5-56/1	4-153/2	3-35/2	6-72/0						
Odupitan,Mike WR	23-305/2	4-37/0	3-27/0	2-24/0	8-121/1	6-96/1						
Lehman,Cason WR	12-153/1	2-11/0	5-76/0	1-20/0	2-27/1	2-19/0						
Tetuan,Jarod WR	5-68/1	-	2-27/0	-	1-5/0	2-36/1						
Hickel,Dustin QB	2-54/1	-	-	DNP	2-54/1	-						
Bland,Rawshawn FB	5-45/0	1-9/0	-	1-1/0	1-12/0	2-23/0						
Scott,Jeff TE	5-42/0	1-7/0	1-18/0	-	-	3-17/0						
Moseley,Ra'Shaw RB	8-40/0	3-1/0	2-8/0	1-35/0	1-8/0	1-4/0						
McCann,Chris FB	2-12/0	DNP	1-2/0	DNP	1-10/0	-						
Hoytal,John TE	1-9/0	-	-	DNP	1-9/0	-						
Hearn,Trent RB	1-4/0	-	DNP	1-4/0	-	-						
Mcclendon,Terre TE	1-1/0	DNP	DNP	DNP	1-1/0	DNP						

Game By Game Passing

#16 Schuerman,TylerAtt	Comp	Int	Pct	Yards	TD	Long	Sack	Yds	Effic
Colorado Mines	23	14	2	60.9	178	2	64	0	137.2
Langston	36	19	0	52.8	198	1	27	0	108.1
Emporia State	17	10	0	58.8	237	2	86	1	214.8
Truman	25	15	1	60.0	196	4	32	0	170.7
Northwest Mo. St.	9	6	0	66.7	62	0	18	0	124.5
TOTALS	110	64	3	58.2	871	9	86	1	146.2

#10 Brill,Jordan	Att	Comp	Int	Pct	Yards	TD	Long	Sack	Yds	Effic
Langston	3	0	0	0.0	0	0	0	0	0	0.0
Truman	7	6	0	85.7	86	1	36	0	0	236.1
Northwest Mo. St.	31	16	0	51.6	205	2	50	3	24	128.5
TOTALS	41	22	0	53.7	291	3	50	3	24	137.4

#7 Lehman,Cason	Att	Comp	Int	Pct	Yards	TD	Long	Sack	Yds	Effic
Emporia State	1	0	0	0.0	0	0	0	0	0	0.0
TOTALS	1	0	0	0.0	0	0	0	0	0	0.0

Game By Game Punt Returns

	No-Yds/TD	MINES	LU	ESU	TSU	NWMSU	PSU	SBU	UMR	CMSU	MWSC	MSSU
Tetuan,Jarod	4-115	-	1-27	-	3-88	-						
Sissom,Sam	10-53	3-22	3-13	2-7	1-10	1-1						
Talley,Henry	1-4	DNP	-	-	-	1-4						

Game By Game Kick Returns

	No-Yds/TD	MINES	LU	ESU	TSU	NWMSU	PSU	SBU	UMR	CMSU	MWSC	MSSU
Tetuan,Jarod	7-176	2-30	1-76	2-34	1-16	1-20						
Odupitan,Mike	7-165	1-26	2-52	-	-	4-87						
Moseley,Ra'Shaw	3-58	3-58	-	-	-	-						
Minikwu,Taurenc	1-1	-	-	1-1	-	-						

Game By Game Interception Returns

	No-Yds/TD	MINES	LU	ESU	TSU	NWMSU	PSU	SBU	UMR	CMSU	MWSC	MSSU
Beck,Erin	1-0	-	-	-	1-0	-						
Talley,Henry	1-36	DNP	1-36	-	-	-						
Meyer,Blake	1-5	-	-	DNP	1-5	-						
Terrell,Fletche	1-69	-	-	1-69	-	-						
Gould,Grant	1-31	1-31	-	-	-	-						



Game By Game Sacks

	UA-A	TOT	MINES	LU	ESU	TSU	NWMSU	PSU	SBU	UMR	CMSU	MWSC	MSSU
Beck,Evin LB	2-1	3	-	-	1-0	-	2-21						
Hemmerling,Zach DE	0-2	2	-	-	1-5	1-2	-						
Eisenbarth,Eric DE	1-1	2	-	-	2-11	-	-						
Bull,Nick DT	1-1	2	-	-	1-1	-	1-5						
Brown,Chris FS	0-1	1	-	-	-	-	1-5						
Moyer,Dustin DE	0-1	1	-	-	-	1-2	-						
Corcoran,Joe LB	0-1	1	-	-	-	1-3	-						
Gonzalez,Mike LB	0-1	1	DNP	-	-	1-2	-						
Huenefeld,Cody DE	1-0	1	-	-	-	1-5	-						
Neal,Aaron LB	0-1	1	-	-	-	-	1-4						

Game By Game Tackles for Loss

	UA-A	TOT	MINES	LU	ESU	TSU	NWMSU	PSU	SBU	UMR	CMSU	MWSC	MSSU
Beck,Evin LB	6-2	8	-	2-3	3-3	1-5	2-21						
Bull,Nick DT	3-1	4	-	1-1	1-1	-	2-9						
Gould,Grant LB	2-1	3	-	1-1	-	-	2-3						
Gonzalez,Mike LB	1-2	3	DNP	1-0	-	1-2	1-1						
Eisenbarth,Eric DE	1-1	2	-	-	2-11	-	-						
Neal,Aaron LB	1-1	2	1-4	-	-	-	1-4						
Hemmerling,Zach DE	0-2	2	-	-	1-5	1-2	-						
Moyer,Dustin DE	0-2	2	-	1-1	-	1-2	-						
Birt,Mitch DE	1-1	2	1-8	-	1-1	-	-						
Corcoran,Joe LB	0-2	2	-	-	-	1-3	1-2						
Huenefeld,Cody DE	1-1	2	-	-	1-2	1-5	-						
Looney,Josh LB	0-1	1	-	-	1-1	-	-						
Kuszak,Shawn LB	0-1	1	DNP	1-1	DNP	DNP	DNP						
Cobb,Terrell LB	0-1	1	-	-	-	-	1-1						
Brown,Chris FS	0-1	1	-	-	-	-	1-5						
Lewis,Trey DT	1-0	1	-	-	1-1	-	-						

Game By Game Tackles

	UA-A	TOT	MINES	LU	ESU	TSU	NWMSU	PSU	SBU	UMR	CMSU	MWSC	MSSU
Gould,Grant LB	25-31	56	5-11	4-3	6-12	4-3	6-2						
Ewy,Adam FS	13-16	29	5-7	1-1	3-3	1-1	3-4						
Beck,Evin LB	16-13	29	4-2	5-1	3-7	1-1	3-2						
Corcoran,Joe LB	10-16	26	4-3	0-1	3-6	0-3	3-3						
Looney,Josh LB	9-12	21	3-2	2-3	2-6	0-1	2-0						
Beck,Evin LB	5-15	20	1-1	3-6	1-4	0-3	0-1						
Terrell,Fletche DB	13-7	20	3-2	2-1	5-3	0-1	3-0						
Cobb,Terrell LB	6-13	19	2-2	2-3	1-3	1-2	0-3						
Gonzalez,Mike LB	11-7	18	DNP	2-1	0-1	3-2	6-3						
Neal,Aaron LB	9-8	17	3-0	2-1	1-2	2-2	1-3						
Huenefeld,Cody DE	1-11	12	0-2	0-2	0-4	1-1	0-2						
Bull,Nick DT	4-7	11	-	1-1	1-4	0-1	2-1						
Birt,Mitch DE	4-6	10	1-2	0-1	0-2	2-0	1-1						
Stuckey,Calvin DB	6-4	10	3-0	0-1	1-0	0-1	2-2						
Brown,Chris FS	5-4	9	0-1	1-0	3-0	1-2	0-1						
Moyer,Dustin DE	1-8	9	0-1	0-2	1-0	0-2	0-3						
Young,Tramaine DB	3-4	7	1-0	1-0	0-1	1-3	-						
Hemmerling,Zach DE	3-4	7	1-0	1-0	0-2	1-2	-						
Minikwu,Taurenc LB	2-4	6	0-1	1-0	0-1	0-1	1-1						
Eisenbarth,Eric DE	3-3	6	1-0	1-1	1-2	-	-						
Meyer,Blake FS	3-2	5	-	0-1	DNP	2-0	1-1						
Lewis,Trey DT	3-2	5	-	-	3-1	0-1	-						
Nichols,Blake DT	3-2	5	-	2-0	1-2	-	-						
Burgess,Marquet	4-0	4	-	1-0	2-0	-	1-0						
Lehman,Cason	1-1	2	-	-	1-0	-	0-1						
Talley,Henry DB	1-1	2	DNP	0-1	-	-	1-0						
Hicks,Aaron LB	0-2	2	0-1	0-1	-	DNP	-						
Munson,Russell FS	1-1	2	DNP	1-1	DNP	-	DNP						
Bland,Rawshawn	1-0	1	-	-	-	-	1-0						



Individual Game Highs

Rushes	19	Moseley, Ra'Shaw vs Colorado Mines (Aug 28)
Yards Rushing	108	Moseley, Ra'Shaw vs Colorado Mines (Aug 28)
TD Rushes	2	Moseley, Ra'Shaw vs Langston (Sep 04)
		Moseley, Ra'Shaw at Truman (Sep 18)
		Schuerman, Tyler at Truman (Sep 18)
Long Rush	31	Moseley, Ra'Shaw vs Colorado Mines (Aug 28)
		Moseley, Ra'Shaw vs Langston (Sep 04)
		Schuerman, Tyler at Truman (Sep 18)
Pass attempts	36	Schuerman, Tyler vs Langston (Sep 04)
Pass completions	19	Schuerman, Tyler vs Langston (Sep 04)
Yards Passing	237	Schuerman, Tyler vs Emporia State (Sep 11)
TD Passes	4	Schuerman, Tyler at Truman (Sep 18)
Long Pass	86	Schuerman, Tyler vs Emporia State (Sep 11)
Receptions	8	Odupitan, Mike at Truman (Sep 18)
Yards Receiving	153	Sissom, Sam vs Emporia State (Sep 11)
TD Receptions	2	Sissom, Sam vs Colorado Mines (Aug 28)
		Sissom, Sam vs Emporia State (Sep 11)
		Sissom, Sam at Truman (Sep 18)
Long Reception	86	Sissom, Sam vs Emporia State (Sep 11)
Field Goals	0	
Long Field Goal	0	
Punts	6	Massey, Curtis vs Langston (Sep 04)
		Massey, Curtis vs Northwest Mo. St. (Sep 25)
Punting Avg	46.0	Massey, Curtis vs Northwest Mo. St. (Sep 25)
Long Punt	54	Massey, Curtis vs Colorado Mines (Aug 28)
Long Punt Return	48	Tetuan, Jarod at Truman (Sep 18)
Long Kickoff Return	76	Tetuan, Jarod vs Langston (Sep 04)
Tackles	18	Gould, Grant vs Emporia State (Sep 11)
Sacks	2.0	Eisenbarth, Eric vs Emporia State (Sep 11)
		Beck, Evin vs Northwest Mo. St. (Sep 25)
Tackles For Loss	3.0	Beck, Evin vs Emporia State (Sep 11)
Interceptions	1	Gould, Grant vs Colorado Mines (Aug 28)
		Talley, Henry vs Langston (Sep 04)
		Terrell, Fletche vs Emporia State (Sep 11)
		Meyer, Blake at Truman (Sep 18)
		Beck, Erin at Truman (Sep 18)

Team Game Highs

Rushes	50	at Truman (Sep 18)
Yards Rushing	271	at Truman (Sep 18)
Yards Per Rush	5.4	at Truman (Sep 18)
TD Rushes	4	at Truman (Sep 18)
Pass attempts	40	vs Northwest Mo. St. (Sep 25)
Pass completions	22	vs Northwest Mo. St. (Sep 25)
Yards Passing	282	at Truman (Sep 18)
Yards Per Pass	13.2	vs Emporia State (Sep 11)
TD Passes	5	at Truman (Sep 18)
Total Plays	83	at Truman (Sep 18)
Total Offense	553	at Truman (Sep 18)
Yards Per Play	6.7	at Truman (Sep 18)
Points	62	at Truman (Sep 18)
Sacks By	4	vs Northwest Mo. St. (Sep 25)
First Downs	29	at Truman (Sep 18)
Penalties	16	vs Emporia State (Sep 11)
Penalty Yards	135	vs Langston (Sep 04)
Turnovers	3	vs Colorado Mines (Aug 28)
Interceptions By	2	at Truman (Sep 18)

Opponent Individual Game Highs

Rushes	20	Richter, Jake, vs Emporia State (Sep 11)
Yards Rushing	99	Richter, Jake, vs Emporia State (Sep 11)
TD Rushes	2	Friehauf, Chad, vs Colorado Mines (Aug 28)
		Omon, Xavier, vs Northwest Mo. St. (Sep 25)
Long Rush	69	Florendo, Bryan, vs Colorado Mines (Aug 28)
Pass attempts	42	Friehauf, Chad, vs Colorado Mines (Aug 28)
		Hatfield, Tad, vs Emporia State (Sep 11)
Pass completions	31	Friehauf, Chad, vs Colorado Mines (Aug 28)
Yards Passing	267	Friehauf, Chad, vs Colorado Mines (Aug 28)
TD Passes	4	Lamberson, Josh, vs Northwest Mo. St. (Sep 25)
Long Pass	62	Lamberson, Josh, vs Northwest Mo. St. (Sep 25)
Receptions	11	Gallas, Justin, vs Colorado Mines (Aug 28)
Yards Receiving	110	Gallas, Justin, vs Colorado Mines (Aug 28)
TD Receptions	2	Rector, Jamaica, vs Northwest Mo. St. (Sep 25)
Long Reception	62	White, Morris, vs Northwest Mo. St. (Sep 25)
Field Goals	1	Gray, Justin, vs Emporia State (Sep 11)
Long Field Goal	30	Gray, Justin, vs Emporia State (Sep 11)
Punts	10	Kamphoefner, M., at Truman (Sep 18)
Punting Avg	38.0	Williams, Taylor, vs Emporia State (Sep 11)
Long Punt	50	Medina, Danny, vs Colorado Mines (Aug 28)
Long Punt Return	40	Gallas, Justin, vs Colorado Mines (Aug 28)
Long Kickoff Return	49	Douglas, Jason, at Truman (Sep 18)
Tackles	13	Leger, Daniel, vs Colorado Mines (Aug 28)
Sacks	1.0	Peoples, Chris, vs Emporia State (Sep 11)
		Tysdahl, Troy, vs Northwest Mo. St. (Sep 25)
		Tiehen, Mike, vs Northwest Mo. St. (Sep 25)
		Tollefson, Dave, vs Northwest Mo. St. (Sep 25)
		Waters, Ryan, vs Northwest Mo. St. (Sep 25)
Tackles For Loss	2.0	Casey, Charles, vs Langston (Sep 04)
		Bush, Enjai, vs Langston (Sep 04)
		Long, Adam, vs Northwest Mo. St. (Sep 25)
		Bostwick, Chad, vs Northwest Mo. St. (Sep 25)
		Tollefson, Dave, vs Northwest Mo. St. (Sep 25)
Interceptions	2	Miller, Tim, vs Colorado Mines (Aug 28)

Opponent Team Game Highs

Rushes	46	vs Emporia State (Sep 11)
Yards Rushing	224	vs Northwest Mo. St. (Sep 25)
Yards Per Rush	6.6	vs Colorado Mines (Aug 28)
TD Rushes	3	vs Northwest Mo. St. (Sep 25)
Pass attempts	43	vs Colorado Mines (Aug 28)
		vs Emporia State (Sep 11)
Pass completions	31	vs Colorado Mines (Aug 28)
Yards Passing	267	vs Colorado Mines (Aug 28)
		vs Northwest Mo. St. (Sep 25)
Yards Per Pass	10.7	vs Northwest Mo. St. (Sep 25)
TD Passes	4	vs Northwest Mo. St. (Sep 25)
Total Plays	89	vs Emporia State (Sep 11)
Total Offense	491	vs Northwest Mo. St. (Sep 25)
Yards Per Play	7.7	vs Northwest Mo. St. (Sep 25)
Points	49	vs Northwest Mo. St. (Sep 25)
Sacks By	3	vs Northwest Mo. St. (Sep 25)
First Downs	27	vs Emporia State (Sep 11)
Penalties	13	vs Langston (Sep 04)
		vs Emporia State (Sep 11)
Penalty Yards	110	vs Emporia State (Sep 11)
Turnovers	4	at Truman (Sep 18)
Interceptions By	2	vs Colorado Mines (Aug 28)




Ichabod Scoring Drives

Game	Qtr	Time	Scoring play	Conversion	Plays-Yards	TOP
CSM	1st	10:42	Sissom, Sam 38 yd pass from Schuerman, Tyler	Sabel, Connor kick failed	9-68	4:18
	1st	04:17	Hearn, Trent 4 yd run	Sabel, Connor kick	11-75	4:21
	2nd	03:10	Moseley, Ra'Shaw 13 yd run	Sabel, Connor kick	6-38	2:24
	4th	07:52	Sissom, Sam 64 yd pass from Schuerman, Tyler	Sabel, Connor kick	4-92	1:36
LU	1st	11:29	Moseley, Ra'Shaw 24 yd run	Sabel, Connor kick	6-68	2:28
	1st	04:22	Sissom, Sam 14 yd pass from Schuerman, Tyler	Sabel, Connor kick	3-19	1:09
	2nd	08:35	Moseley, Ra'Shaw 1 yd run	Sabel, Connor kick	11-80	5:34
	3rd	00:42	Odupitan, Mike 14 yd run	Sabel, Connor kick	4-30	1:20
	4th	13:20	Ichabods safety			
ESU	1st	09:45	Sissom, Sam 36 yd pass from Schuerman, Tyler	Sabel, Connor kick	5-80	1:35
	1st	04:40	Hearn, Trent 3 yd run	Sabel, Connor kick	3-11	1:18
	4th	05:32	Sissom, Sam 86 yd pass from Schuerman, Tyler	Sabel, Connor kick	3-86	0:53
	4th	02:24	Bland, Rawshawn 7 yd run	Sabel, Connor kick	5-46	2:09
TSU	1st	10:58	Schuerman, Tyler 31 yd run	Sabel, Connor kick	9-81	4:02
	1st	07:09	Schuerman, Tyler 1 yd run	Sabel, Connor kick	5-35	2:02
	2nd	14:02	Sissom, Sam 12 yd pass from Schuerman, Tyler	Sabel, Connor kick	6-59	1:04
	2nd	09:17	Moseley, Ra'Shaw 2 yd run	Sabel, Connor kick	6-37	2:25
	2nd	03:33	Moseley, Ra'Shaw 7 yd run	Sabel, Connor kick	11-82	4:28
	2nd	00:33	Lehman, Cason 14 yd pass from Schuerman, Tyler	Sabel, Connor kick	4-30	0:22
	2nd	00:25	Sissom, Sam 12 yd pass from Schuerman, Tyler	Sabel, Connor kick failed	1-12	0:08
	3rd	09:23	Odupitan, Mike 21 yd pass from Schuerman, Tyler	Sabel, Connor kick	1-21	0:07
	4th	14:31	Hickel, Dustin 36 yd pass from Brill, Jordan	Sabel, Connor kick	3-48	1:24
NWMSU						
	1st	01:53	Birt, Mitch 0 yd fumble recovery	Sabel, Connor kick	--	--
	2nd	00:00	Odupitan, Mike 50 yd pass from Brill, Jordan	Sabel, Connor kick	5-73	0:35
	4th	04:46	Tetuan, Jarod 30 yd pass from Brill, Jordan	Sabel, Connor kick	10-80	4:36

Opponent Scoring Drives

Opp	Qtr	Time	Scoring play	Conversion	Plays-Yards	TOP
CSM	1st	08:45	Frieauf,Chad 2 yd run	Abel,Aaron kick blockd	4-80	1:53
	1st	01:22	Frieauf,Chad 15 yd run	Abel,Aaron kick	6-59	2:48
	2nd	12:21	Hollinshead,R 15 yd pass from Frieauf,Chad	Abel,Aaron kick	4-41	1:20
	2nd	08:55	Gallas,Justin 26 yd pass from Frieauf,Chad	Abel,Aaron kick	3-34	1:29
	4th	04:55	Chan,Jonny 10 yd pass from Frieauf,Chad	Abel,Aaron kick	11-77	2:53
LU	4th	05:32	Early,Jimmy 26 yd pass from Williams,Tony	Jacobs,Israel kick	12-93	5:49
ESU	1st	11:22	Gray,Justin 30 yd field goal		4-5	1:31
	2nd	13:43	Gonzalez,Jovani 1 yd run	Gray,Justin kick	13-70	5:52
TSU	No scoring drives					
NWMSU						
	1st	10:18	Rector,Jamaica 9 yd pass from Lamberson,Josh	Berlanga,Luis kick	5-63	2:25
	1st	08:46	Omon,Xavier 4 yd run	Berlanga,Luis kick	4-24	0:45
	2nd	14:15	Rector,Jamaica 15 yd pass from Lamberson,Josh	Berlanga,Luis kick	7-73	2:30
	2nd	11:42	White,Morris 62 yd pass from Lamberson,Josh	Berlanga,Luis kick	1-62	0:09
	2nd	02:34	Lamberson,Josh 24 yd run	Berlanga,Luis kick	4-48	1:33
	2nd	00:40	Omon,Xavier 1 yd run	Berlanga,Luis kick	3-33	0:49
	3rd	13:26	Falkner,E.J. 20 yd pass from Lamberson,Josh	Berlanga,Luis kick	5-72	1:26



TOPEKA - The Washburn Ichabods fell in their season opener 34-27 to the Colorado School of Mines. The Orediggers scored the winning touchdown with 4:55 to play in the fourth quarter to hand Washburn the loss. The Ichabods will take on Langston University next weekend on Sept. 4 at 6 p.m. in Yager Stadium.

The Ichabods opened the game with a 68-yard, 9-play touchdown drive that was capped by a 38-yard touchdown pass from Tyler Schuerman to Sam Sissom. It was the first of two touchdown passes from the duo of Schuerman to Sissom. However, the extra point attempt missed and the Ichabods led 6-0. The Orediggers would take the ensuing kickoff and score a touchdown of their own, but like the Ichabods could not convert on the extra point.

Both teams would trade touchdown drives to wrap up the first quarter with the score locked at 13. The Ichabods scored a 4-yard touchdown run by Trent Hearn. Mines would score the next 14 points of the game to take a 27-13 lead. The Ichabods would cut into the lead before halftime on a Ra'Shawn Moseley 13-yard scamper to decrease the margin to seven.

In the second half, the Ichabods and Orediggers would go scoreless in the third quarter. The Ichabods struck next on Sissom's second touchdown of the afternoon - a 64-yard strike from Schuerman that tied the score at 27 with 7:52 remaining. The Orediggers took the kickoff and then marched 77 yards in 11 plays as Chad Friehauf connected with Jonny Chan on a 10-yard touchdown pass.

Moseley finished the game with 108 yards rushing and Hearn finished with 71 yards. Schuerman was 14 of 23 with two tipped interceptions and 178 yards.

Sissom would finished with 113 yards receiving and three receptions for a 37.7 yard per catch average. The Ichabod defense was led by Grant Gould who had 15 tackles and an interception return of 31 yards. Adam Ewy had 12 tackles.



Redshirt freshman Ra'Shawn Moseley had 19 carries for 108 yards and one touchdown in the season opener against Colorado Mines. He also had three kickoff returns for 58 yards.

CSM	13	14	0	7	- 34
WU	13	7	0	7	- 27

Scoring Summary:

1st Quarter

10:42 WU - Sissom, Sam 38 yd pass from Schuerman, Tyler (Sabel, Connor kick failed), 9-68 4:18, MINES 0 - WU 6
 08:45 MINES - Friehauf, Chad 2 yd run (Abel, Aaron kick blockd), 4-80 1:53, MINES 6 - WU 6
 04:17 WU - Hearn, Trent 4 yd run (Sabel, Connor kick), 11-75 4:21, MINES 6 - WU 13
 01:22 MINES - Friehauf, Chad 15 yd run (Abel, Aaron kick), 6-59 2:48, MINES 13 - WU 13

2nd Quarter

12:21 MINES - Hollinshead, R 15 yd pass from Friehauf, Chad (Abel, Aaron kick), 4-41 1:20, MINES 20 - WU 13
 08:55 MINES - Gallas, Justin 26 yd pass from Friehauf, Chad (Abel, Aaron kick), 3-34 1:29, MINES 27 - WU 13
 03:10 WU - Moseley, Ra'Shawn 13 yd run (Sabel, Connor kick), 6-38 2:24, MINES 27 - WU 20


4th Quarter

07:52 WU - Sissom, Sam 64 yd pass from Schuerman, Tyler (Sabel, Connor kick), 4-92 1:36, MINES 27 - WU 27
 04:55 MINES - Chan, Jonny 10 yd pass from Friehauf, Chad (Abel, Aaron kick), 11-77 2:53, MINES 34 - WU 27

Team Statistics:	MINES	WU
FIRST DOWNS	23	15
RUSHES-YARDS (NET)	26-172	41-203
PASSING YDS (NET)	267	178
Passes Att-Comp-Int	43-31-1	23-14-2
TOTAL OFFENSE PLAYS-YARDS	69-439	64-381
Fumble Returns-Yards	0-0	0-0
Punt Returns-Yards	2-50	3-22
Kickoff Returns-Yards	4-69	6-114
Interception Returns-Yards	2-0	1-31
Punts (Number-Avg)	5-37.4	4-41.2
Fumbles-Lost	1-0	1-1
Penalties-Yards	3-32	7-50
Possession Time	25:20	34:40
Third-Down Conversions	9 of 15	7 of 17
Fourth-Down Conversions	0 of 0	3 of 5
Red-Zone Scores-Chances	4-5	2-2
Sacks By: Number-Yards	0-0	0-0

Individual Statistics:

RUSHING: Colorado Mines-Florendo, Bryan 3-85; Vanhorn, Craig 14-70; Friehauf, Chad 8-25; Chan, Jonny 1-minus 8. Washburn-Moseley, Ra'Shawn 19-108; Hearn, Trent 14-71; Schuerman, Tyler 6-18; Bland, Rawshawn 1-3; Oduipitan, Mike 1-3.
PASSING: Colorado Mines-Friehauf, Chad 31-42-1-267; TM 0-1-0-0. Washburn-Schuerman, Tyler 14-23-2-178.
RECEIVING: Colorado Mines-Gallas, Justin 11-110; Vanhorn, Craig 7-43; Chan, Jonny 5-53; Hollinshead, R 2-20; Florendo, Bryan 2-20; Lis, Derek 2-18; Dykstra, Derek 2-3. Washburn-Oduipitan, Mike 4-37; Sissom, Sam 3-113; Moseley, Ra'Shawn 3-1; Lehman, Cason 2-11; Bland, Rawshawn 1-9; Scott, Jeff 1-7.
INTERCEPTIONS: Colorado Mines-Miller, Tim 2-0. Washburn-Gould, Grant 1-31.



TOPEKA - The Washburn Ichabods picked up their first win of the season with a 30-7 victory over Langston. The Ichabods evened their record to 1-1.

After forcing the Lions into a three-and-out the first drive of the game, the Ichabods drove 68 yards in six plays to take an early lead they would not let go of. Ra'Shawn Moseley capped the drive with a 24-yard touchdown run.

The Ichabods would score the next 23 points of the game before Langston would get on the scoreboard with 5:32 remaining. The Ichabod scoring drives were of 19, 80 and 30 yards. One of them was through the air as Sam Sissom caught his third touchdown pass of the season from Tyler Schuerman with 4:22 left in the first quarter.

Moseley would finish off the 80 yard drive with his second touchdown score of the game and Mike Odupitan would score a 14-yard touchdown run on an end around. Although the run only counts as a 14-yard run, he back-tracked to the Langston 35 before scampering in for the score.

The Ichabods also recorded their first safety since Oct. 27, 2001 at Emporia State when Nick Bull tackled Jimmy Scales in the endzone for the two points.

Moseley finished with 63 yards on 13 carries and the two touchdowns. Schuerman completed 19 of 36 passes for 198 yards and the one score. Cason Lehman and Sissom each had five receptions. Lehman had 76 yards and Sissom had 56 yards and the one touchdown.

On defense, the Ichabods were led by Erin Beck who had nine tackles. Grand Gould had seven including one for loss.

The teams combined for 27 penalties (13 on Langston) and 214 yards in penalties (135 against the Ichabods).

Curt Massey hit three punts inside the 20 including one that was downed inside the 1-yard line that set up the Ichabod safety. He averaged 36 yards per punt.



Senior linebacker Evin Beck had six tackles including two for loss in the Ichabods 30-7 win over Langston. Of his six total tackles, five were solo stops.

LU	0	0	0	7	-	7
WU	14	7	7	2	-	30

Scoring Summary:

1st Quarter

11:29 WU - Moseley, Ra'Shawn 24 yd run (Sabel, Connor kick), 6-68 2:28, LANGSTON 0 - WU 7

04:22 WU - Sissom, Sam 14 yd pass from Schuerman, Tyler (Sabel, Connor kick), 3-19 1:09, LANGSTON 0 - WU 14

2nd Quarter

08:35 WU - Moseley, Ra'Shawn 1 yd run (Sabel, Connor kick), 11-80 5:34, LANGSTON 0 - WU 21

3rd Quarter

00:42 WU - Odupitan, Mike 14 yd run (Sabel, Connor kick), 4-30 1:20, LANGSTON 0 - WU 28

4th Quarter

13:20 WU - Ichabods safety, , LANGSTON 0 - WU 30

05:32 LANGSTON - Early, Jimmy 26 yd pass from Williams, Tony (Jacobs, Israel kick), 12-93 5:49, LANGSTON 7 - WU 30

Team Statistics:

	Langston	WU
FIRST DOWNS	18	21
RUSHES-YARDS (NET)	41-194	34-141
PASSING YDS (NET)	141	198
Passes Att-Comp-Int	30-10-1	39-19-0
TOTAL OFFENSE PLAYS-YARDS	71-335	73-339
Fumble Returns-Yards	0-0	0-0
Punt Returns-Yards	3-32	4-40
Kickoff Returns-Yards	2-25	3-128
Interception Returns-Yards	0-0	1-36
Punts (Number-Avg)	6-32.0	7-36.0
Fumbles-Lost	2-2	2-1
Penalties-Yards	13-79	14-135
Possession Time	30:39	29:21
Third-Down Conversions	6 of 17	9 of 18
Fourth-Down Conversions	0 of 2	0 of 0
Red-Zone Scores-Chances	0-1	3-4
Sacks By: Number-Yards	0-0	0-0

RUSHING: Langston-Dozier, Kendrick 12-96;

Scales, Jimmy 12-52; Morgan, Quinton 7-19;

Nickson, Delvon 5-13; Smith, Ross 3-10; Brown, Fred

1-3; White, Lawrence 1-1. Washburn-

Moseley, Ra'Shawn 13-63; Bland, Rawshawn

5-27; McCann, Chris 8-24; Odupitan, Mike 1-14;

Lamb, Josh 2-11; Martin, James 1-5; Ichabods

1-1; Schuerman, Tyler 3-minus 4.

PASSING: Langston-Williams, Tony 5-12-1-87;

Smith, Ross 2-11-0-31; Dozier, Kendrick 3-7-0-

23. Washburn-Schuerman, Tyler 19-36-0-198;

Brill, Jordan 0-3-0-0.

RECEIVING: Langston-Early, Jimmy 5-79; Fair, Freddie

1-25; Gabrielle, Mike 1-14; Nickson, Delvon

1-9; Brown, Fred 1-9; Sumpter, Sheldon 1-5.

Washburn-Lehman, Cason 5-76; Sissom, Sam

5-56; Odupitan, Mike 3-27; Tetuan, Jarod 2-27;

Moseley, Ra'Shawn 2-minus 8; Scott, Jeff 1-18;


McCann, Chris 1-2.

INTERCEPTIONS: Langston-None. Washburn

Talley, Henry 1-36.

FUMBLES: Langston-Dozier, Kendrick 1-1; Smith, Ross

1-1. Washburn-McCann, Chris 1-0; Ichabods 1-1.



TOPEKA - The Washburn Ichabods won their first MIAA-opening game since 2000 and defeated Emporia State in the process in the 101st meeting in the series with a 28-10 win in Yager Stadium. With the win the Ichabods improved to 2-1 on the season and 1-0 in the MIAA.

The Hornets struck first on the score board with a 30-yard field goal by Justin Gray. In what set the tone for the afternoon with the Ichabod defense, the Hornets managed just five yards on four plays after the Hornets took their first possession at the Washburn 18-yard line.

The Ichabods did not waste any time as the Ichabods drove 80 yards in five plays as Tyler Schuerman and Sam Sissom hooked up on a 36-yard touchdown strike that gave the Ichabods a lead they would not let go of.

The Ichabods would score on their next possession after Fletcher Terrell intercepted ESU quarterback Tad Hatfeld and returned in 69 yards to the ESU 11 yard line

and three plays later Trent Hearn finished the dirve with a 3-yard touchdown plunge.

Emporia State scored on the fourth play of the second quarter to make the score 14-10 Washburn, but that would be the last scoring on the day for the Hornets.

Neither team would score in the third quarter and with 5:32 left in the game, Schuerman and Sissom hooked up again on an 86-yard touchdown pass on a third and 10 from their own 14 yard line to put the Ichabods up 21-10. After forcing the Hornets to turn the ball over on downs, the Ichabods would score one more time as Rawshawn Bland rushed for seven yards to put the Ichabods up 28-10 with 2:24 remaining. The key play of the drive was Sissom again catching a third down pass from Schuerman on a third and eight from the ESU 26.

Overall in the second half, the Ichabods forced Emporia State to turn the ball over on downs on four possessions and on three in a row to end the game. The Ichabod defense was on the field for 89 plays.

Grant Gould led the Ichabods with 18 tackles and Evin Beck had 10, including two for loss.

Sissom finished the game with four catches for 153 yards and two touchdowns. Schuerman was 10 of 17 for 237 yards and two touchdowns.

Combined there were 29 penalties with 236 yards between the teams.



Washburn's Grant Gould picks up one of his 18 tackles in the Ichabods' 28-10 win over Emporia State in their MIAA opener. It was the Ichabods first MIAA-opening game win since 2000.

ICHABOD INSIDER

ESU	3	7	0	0	- 10
WU	14	0	0	14	- 28

Scoring Summary:

1st Quarter

11:22 ESU - Gray,Justin 30 yd field goal, 4-5 1:31, ESU 3 - WU 0

09:45 WU - Sissom,Sam 36 yd pass from Schuerman,Tyler (Sabel,Connor kick), 5-80 1:35, ESU 3 - WU 7

04:40 WU - Hearn,Trent 3 yd run (Sabel,Connor kick), 3-11 1:18, ESU 3 - WU 14

2nd Quarter

13:43 ESU - Gonzalez,Jovani 1 yd run (Gray,Justin kick), 13-70 5:52, ESU 10 - WU 14

4th Quarter

05:32 WU - Sissom,Sam 86 yd pass from Schuerman,Tyler (Sabel,Connor kick), 3-86 0:53, ESU 10 - WU 21

02:24 WU - Bland,Rawshawn 7 yd run (Sabel,Connor kick), 5-46 2:09, ESU 10 - WU 28

Team Statistics:

	ESU	WU
FIRST DOWNS	27	14
RUSHES-YARDS (NET)	46-151	35-80
PASSING YDS (NET)	231	237
Passes Att-Comp-Int.	43-21-1	18-10-0
TOTAL OFFENSE PLAYS-YARDS	89-382	53-317
Fumble Returns-Yards	0-0	0-0
Punt Returns-Yards	3-34	2-7
Kickoff Returns-Yards	5-75	3-33
Interception Returns-Yards	0-0	1-69
Punts (Number-Avg)	3-38.0	5-43.0
Fumbles-Lost	2-1	1-0
Penalties-Yards	13-110	16-126
Possession Time	35:27	24:33
Third-Down Conversions	10 of 18	4 of 12
Fourth-Down Conversions	0 of 4	1 of 2
Red-Zone Scores-Chances	2-3	2-3
Sacks By: Number-Yards	1-6	3-17

RUSHING: Langston-Dozier,Kendrick 12-96; Scales,Jimmy 12-52; Morgan,Quinton 7-19; Nickson,Delvon 5-13; Smith,Ross 3-10; Brown,Fred 1-3; White,Tawrence 1-1. Washburn-Moseley,Ra'Shaw 13-63; Bland,Rawshawn 5-27; McCann,Chris 8-24; Odupitan,Mike 1-14; Lamb,Josh 2-11; Martin,James 1-5; Ichabods 1-1; Schuerman,Tyler 3-minus 4.

PASSING: Langston-Williams,Tony 5-12-1-87; Smith,Ross 2-11-0-31; Dozier,Kendrick 3-7-0-23. Washburn-Schuerman,Tyler 19-36-0-198; Brill,Jordan 0-3-0-0.

RECEIVING: Langston-Early,Jimmy 5-79; Fair,Freddie 1-25; Gabrielle,Mike 1-14; Nickson,Delvon 1-9; Brown,Fred 1-9; Sumpter,Sheldon 1-5. Washburn-Lehman,Cason 5-76; Sissom,Sam 5-56; Odupitan,Mike 3-27; Tetuan,Jarod 2-27; Moseley,Ra'Shaw 2-minus 8; Scott,Jeff 1-18; McCann,Chris 1-2.

INTERCEPTIONS: Langston-None. Washburn Talley,Henry 1-36.

FUMBLES: Langston-Dozier,Kendrick 1-1; Smith,Ross 1-1. Washburn-McCann,Chris 1-0; Ichabods 1-1.



KIRKSVILLE, Mo. The Washburn Ichabods scored 48 first Saturday afternoon. The Ichabods scored 48 first

second quarter. The Ichabods scored 48 first Saturday afternoon. The Ichabods scored 48 first

With the win Washburn improved to 3-1 in the MIAA. The Bulldogs fell to 0-4 and 0-2 in the MIAA. The Bulldogs fell to 0-4 and 0-2 in the MIAA.

Sam Sissom caught two touchdown passes from Schuerman, while Ra'Shawn Moseley added a 48-0 lead at the half. Lehman's score with his second touchdown at 25 seconds left in the first half.

Schuerman finished his drive with a touchdown to Mike Odupitan with 9:23 left in the third quarter. Schuerman's six touchdowns (Sam Sissom 4 passing, two rushing) gave him six total

and broke Joe Schartz's school record of 34 as a freshman. Schuerman's score with his second touchdown at 25 seconds left in the first half.

The Ichabods finished with 553 yards of total offense, while holding the Bulldogs to 156 yards. The Ichabod defense collected its first shutout since a 28-0 win at Langston Sept. 6, 2003.



Washburn's Tyler Schuerman rushes for one of his two touchdowns in the Ichabods' 62-0 route of Truman State. Schuerman also passed for four more giving him six total offensive touchdowns in a little over one half of action. Schuerman became the Ichabods all-time total offensive touchdown leader raising his total to 59.

KIRKSVILLE, Mo. The Washburn Ichabods scored 48 first Saturday afternoon. The Ichabods scored 48 first

Saturday afternoon. The Ichabods scored 48 first Saturday afternoon. The Ichabods scored 48 first

With the win Washburn improved to 3-1 in the MIAA. The Bulldogs fell to 0-4 and 0-2 in the MIAA. The Bulldogs fell to 0-4 and 0-2 in the MIAA.

Sam Sissom caught two touchdown passes from Schuerman, while Ra'Shawn Moseley added a 48-0 lead at the half. Lehman's score with his second touchdown at 25 seconds left in the first half.

Schuerman finished his drive with a touchdown to Mike Odupitan with 9:23 left in the third quarter. Schuerman's six touchdowns (Sam Sissom 4 passing, two rushing) gave him six total

and broke Joe Schartz's school record of 34 as a freshman. Schuerman's score with his second touchdown at 25 seconds left in the first half.

The Ichabods finished with 553 yards of total offense, while holding the Bulldogs to 156 yards. The Ichabod defense collected its first shutout since a 28-0 win at Langston Sept. 6, 2003.

Freshman quarterback Jordan Brill connected on his first career touchdown pass of 36 yards to Dustin Hickel with 14:31 left in the game.

The Ichabods finished with 553 yards of total offense, while holding the Bulldogs to 156 yards. The Ichabod defense collected its first shutout since a 28-0 win at Langston Sept. 6, 2003.

WU	14	34	7	7	- 62
TSU	0	0	0	0	- 0

Scoring Summary:

1st Quarter

10:58 WU - Schuerman, Tyler 31 yd run (Sabel, Connor kick), 9-81 4:02, WU 7 - TSU 0
07:09 WU - Schuerman, Tyler 1 yd run (Sabel, Connor kick), 5-35 2:02, WU 14 - TSU 0

2nd Quarter

14:02 WU - Sissom, Sam 12 yd pass from Schuerman, Tyler (Sabel, Connor kick), 6-59 1:04, WU 21 - TSU 0
09:17 WU - Moseley, Ra'Shawn 2 yd run (Sabel, Connor kick), 6-37 2:25, WU 28 - TSU 0
03:33 WU - Moseley, Ra'Shawn 7 yd run (Sabel, Connor kick), 11-82 4:28, WU 35 - TSU 0
00:33 WU - Lehman, Cason 14 yd pass from Schuerman, Tyler (Sabel, Connor kick), 4-30 0:22, WU 42 - TSU 0
00:25 WU - Sissom, Sam 12 yd pass from Schuerman, Tyler (Sabel, Connor kick failed), 1-12 0:04, WU 48 - TSU 0

3rd Quarter

09:23 WU - Odupitan, Mike 21 yd pass from Schuerman, Tyler (Sabel, Connor kick), 1-21 0:07, WU 55 - TSU 0


4th Quarter

14:31 WU - Hickel, Dustin 36 yd pass from Brill, Jordan (Sabel, Connor kick), 3-48 1:24, WU 62 - TSU 0

Team Statistics:

	WU	TSU
FIRST DOWNS	29	6
RUSHES-YARDS (NET)	50-271	24-67
PASSING YDS (NET)	282	89
Passes Att-Comp-Int.	33-21-1	33-12-2
TOTAL OFFENSE PLAYS-YARDS	83-553	57-156
Fumble Returns-Yards	0-0	0-0
Punt Returns-Yards	4-98	0-0
Kickoff Returns-Yards	1-16	6-112
Interception Returns-Yards	2-5	1-0
Punts (Number-Avg)	3-38.0	10-33.1
Fumbles-Lost	2-1	2-2
Penalties-Yards	9-60	4-57
Possession Time	34:46	25:14
Third-Down Conversions	6 of 11	2 of 15
Fourth-Down Conversions	0 of 0	0 of 2
Red-Zone Scores-Chances	6-7	0-0
Sacks By: Number-Yards	3-14	0-0

RUSHING: Washburn-Moseley, Ra'Shawn 17-104; Hearn, Trent 12-69; Schuerman, Tyler 7-54; Tetuan, Jarod 4-21; McCann, Chris 5-9; Odupitan, Mike 1-8; Bland, Rawshawn 4-6. Truman-Duffy, Jonathan 10-24; Patnode, Michael 4-18; Pott, Max 7-18; Norland, Grant 1-5; Douglas, Jason 1-2; Levenson, Jerard 1-0.
PASSING: Washburn-Schuerman, Tyler 15-25-1-196; Brill, Jordan 6-7-0-86; Ichabods 0-1-0-0. Truman-Duffy, Jonathan 6-20-0-44; Norland, Grant 6-13-2-45.
RECEIVING: Washburn-Odupitan, Mike 8-121; Sissom, Sam 3-35; Hickel, Dustin 2-54; Lehman, Cason 2-27; Bland, Rawshawn 1-12; McCann, Chris 1-10; Hoytal, John 1-9; Moseley, Ra'Shawn 1-8; Tetuan, Jarod 1-5; McClendon, Terre 1-1. Truman-Amundson, Jeff 5-35; Patnode, Michael 3-20; Weber, A.J. 2-26; Walton, James 1-5; Perry, James 1-3.
INTERCEPTIONS: Washburn-Beck, Erin 1-0; Meyer, Blake 1-5. Truman-Cooper, Jesse 1-0.
FUMBLES: Washburn-Schuerman, Tyler 1-0; Moseley, Ra'Shawn 1-1. Truman-Duffy, Jonathan 2-2.



The Washburn Ichabods fell for the first time this season in MIAA play as they were knocked off by No. 5 Northwest Missouri 49-21.

The Ichabods fell behind 14-0 as the Bearcats scored on their first two drives. Defensive lineman Mitch Birt scored the first points for the Ichabods as he sacked Northwest quarterback Josh Lamberson and then recovered the fumble in the endzone for the touchdown.

Northwest responded by scoring 28 unanswered points to take a 42-7 lead. The Ichabods scored as time expired in the first half on a 50-yard touchdown pass from Jordan Brill to Mike Odupitan.

Both teams scored seven points in the second half as the Bearcats scored on their first drive to open the half. The Ichabods scored on a 30-yard touchdown pass from Brill to Jarod Tetuan with 10:15 left in the game to make the score Northwest 49, Washburn 21.

Brill finished the game 16 of 31 for 205 yards and two touchdown passes. Ra'Shawn Moseley had 44 yards on 13 carries. Odupitan had six receptions along with Sam Sissom. Odupitan had 96 yards receiving and one touchdown, Sissom had 72 yards receiving. Linebacker Mike Gonzalez had nine tackles to pace the Ichabod defense. Evin Beck had two sacks.

The 'Cats (5-0, 3-0 MIAA) totaled 491 yards of offense, 267 through the air, as they piled up six offensive touchdowns in the first half to take a 42-14 lead at intermission. Junior QB Josh Lamberson finished his day 16-of-23 for 249 yards and four passing touchdowns (three in the first half). He also added one TD on the ground in the second quarter, and moved into seventh place on Northwest's all-time passing charts with 2,970 yards. Freshman RB Xavier Omon led the rushing attack for Northwest with 13 carries for 95 yards and two first-half touchdowns. Jamaica Rector went for 83 yards on seven catches with two first-half scores. The Ichabods (3-2, 2-1 MIAA) were dealt a hard shot when they lost senior QB Tyler Schuerman in the first quarter with a shoulder injury. Freshman QB Jordan Brill was 16-of-31 passing in his place, for 205 yards, two TDs and no interceptions. He was sacked three times for losses totaling 24 yards.



Washburn's Jordan Brill was 16 of 31 passing for 205 yards and two touchdowns subbing for the injured Tyler Schuerman.

ICHABOD INSIDER

NWMSU	14	28	7	0	- 49
WU	7	7	0	7	- 21

Scoring Summary:

1st Quarter

10:18 NWMSU - Rector,Jamaica 9 yd pass from Lamberson,Josh (Berlanga,Luis kick), 5-63 2:25, NWMSU 7 - WU 0
08:46 NWMSU - Omon,Xavier 4 yd run (Berlanga,Luis kick), 4-24 0:45, NWMSU 14 - WU 0
01:53 WU - Birt,Mitch 0 yd fumble recovery (Sabel,Connor kick), , NWMSU 14 - WU 7

2nd Quarter

14:15 NWMSU - Rector,Jamaica 15 yd pass from Lamberson,Josh (Berlanga,Luis kick), 7-73 2:30, NWMSU 21 - WU 7
11:42 NWMSU - White,Morris 62 yd pass from Lamberson,Josh (Berlanga,Luis kick), 1-62 0:09, NWMSU 28 - WU 7
02:34 NWMSU - Lamberson,Josh 24 yd run (Berlanga,Luis kick), 4-48 1:33, NWMSU 35 - WU 7
00:40 NWMSU - Omon,Xavier 1 yd run (Berlanga,Luis kick), 3-33 0:49, NWMSU 42 - WU 7
00:00 WU - Odupitan,Mike 50 yd pass from Brill,Jordan (Sabel,Connor kick), 5-73 0:35, NWMSU 42 - WU 14

3rd Quarter

13:26 NWMSU - Falkner,E.J. 20 yd pass from Lamberson,Josh (Berlanga,Luis kick), 5-72 1:26, NWMSU 49 - WU 14

4th Quarter

10:15 WU - Tetuan,Jarod 30 yd pass from Brill,Jordan (Sabel,Connor kick), 10-80 4:36, NWMSU 49 - WU 21

Team Statistics:

	NWMSU	WU
FIRST DOWNS	22	16
RUSHES-YARDS (NET)	39-224	32-54
PASSING YDS (NET)	267	267
Passes Att-Comp-Int	25-18-0	40-22-0
TOTAL OFFENSE PLAYS-YARDS	64-491	72-321
Fumble Returns-Yards	0-0	0-0
Punt Returns-Yards	5-101	2-3
Kickoff Returns-Yards	3-62	5-107
Interception Returns-Yards	0-0	0-0
Punts (Number-Avg)	5-32.0	6-46.0
Fumbles-Lost	1-1	2-2
Penalties-Yards	10-105	9-52
Possession Time	30:05	29:55
Third-Down Conversions	5 of 12	5 of 17
Fourth-Down Conversions	0 of 0	2 of 5
Red-Zone Scores-Chances	5-6	0-1
Sacks By: Number-Yards	3-24	4-35

RUSHING: Northwest Mo. St.-Omon,Xavier 13-95; Fiech,Mike 7-54; Lamberson,Josh 8-37; Wells,Shon 8-31; Netolicky,Jeff 3-7. Washburn-Moseley,Ra'Shaw 13-44; Hearn,Trent 12-41; Schuerman,Tyler 3-minus 2; Brill,Jordan 4-minus 29.
PASSING: Northwest Mo. St.-Lamberson,Josh 16-23-0-249; Netolicky,Jeff 1-1-0-13; Mathews,Josh 1-1-0-5. Washburn-Brill,Jordan 16-31-0-205; Schuerman,Tyler 6-9-0-62.
RECEIVING: Northwest Mo. St.-Rector,Jamaica 7-83; White,Morris 3-86; Falkner,E.J. 3-40; Froehlich,Aaron 2-46; Herring,Mitch 2-15; Omon,Xavier 1-minus 3. Washburn-Odupitan,Mike 6-96; Sissom,Sam 6-72; Scott,Jeff 3-17; Tetuan,Jarod 2-36; Bland,Rawshawn 2-23; Lehman,Cason 2-19; Moseley,Ra'Shaw 1-4.
INTERCEPTIONS: Northwest Mo. St.-None. Washburn-None.
FUMBLES: Northwest Mo. St.-Lamberson,Josh 1-1. Washburn-Hearn,Trent 1-1; Talley,Henry 1-1.