

Washburn (3-3, 2-2 MIAA) vs Southwest Baptist (2-4, 1-3 MIAA)

Oct. 9, 2004 • Yager Stadium • Topeka, Kan. • 1 p.m.



Today's Game

Kickoff: 1:00 p.m.
Radio: AM580 WIBW with Bruce Steinbrock (play-by-play), Mark Elliott (color) and Jamie Overocker (sideline)
Coaches: Craig Schurig is 11-17 in his second season at Washburn. He is 8-14 against the MIAA and he is 1-1 against Southwest Baptist.
 Ray Richards begins his fourth year at SBU. He has led the Bearcats to a 14-25 record in three years.
Tickets: Tickets are available by calling the Washburn Ticket office at 785-231-1092. Tickets are \$15 covered chairbacks, \$12 uncovered chairbacks, \$10 reserved bleachers, \$7 general admission adult and \$4 general admission student/senior citizens. Washburn students are free with a valid ID.
Up next: Oct. 16, 2004 at Missouri-Rolla at 1 p.m.

Ichabods vs Bearcats



The Game: The Washburn Ichabods are set to battle the Southwest Baptist Bearcats at Yager Stadium. The Ichabods are 3-3 overall and 2-2 in the MIAA and are looking to break a two-game losing streak. The Ichabods fell last time to then-No. 3 ranked Pittsburg State 70-14 last time out. The Bearcats topped Missouri-Rolla 52-14 last time out and enter today's game with a 2-4 record overall and a 1-3 mark in conference play.



Sports Information Contacts: Washburn Sports Information Director - Gene Cassell • Email: gene.cassell@washburn.edu • Phone: 785-231-1010 x1791 • Yager Stadium Press Box: 785-231-1010 x1563. Southwest Baptist Sports Information Director - Adan Ledyard • Email: aledyard@sbuniv.edu • Phone: 417-328-1799.



Ichabods on Radio: The game will be broadcast live on AM 580 WIBW - the new home of the Ichabods and Lady Blues. The game can also be heard on the internet at www.wusports.com by following the "Listen to the Game" links. The Craig Schurig Coaches Show will be heard from 6:30 to 7 p.m. on Thursday nights at Skinny's in the Huntoon Shopping Center at Huntoon and Gage in Topeka. Bruce Steinbrock will be the play-by-play voice of the Ichabods and former WU quarterback Mark Elliott will be the color analyst. Jamie Overocker will provide sideline reports.



The Coaches: Craig Schurig A new era in Washburn football began when Craig Schurig was named head coach of the Ichabod football program Dec. 28, 2001.

Schurig is 11-17 in his third season as the Ichabod head coach and he is 8-14 against the MIAA.

After two seasons as the Ichabods' head coach, Schurig has already made his mark at

Series Notes

Today's meeting is the 16th meeting in the series. The Ichabods lead the all-time series 10-5 and they have won seven of the last 10 meetings. The Ichabods snapped a two-game winning streak by the Bearcats last season in Bolivar, Mo.

Today's Officials

Referee	Linesman	Field Judge	Back Judge
Dwight Neibling	Jerry Rauschelbach	Joe Blubaugh	Doug Simpson
Umpire	Line Judge	Side Judge	
John Schindler	Phil Griffin	Ben Rold	

2004 Standings

MIAA Overall

	NWMSU (4).....	4-0.	6-0
	PSU (2)	4-0.	6-0
	MSSU	3-1.	4-2
	CMSU (23)	2-2.	4-2
	WU	2-2.	3-3
	ESU	2-2.	3-3
	MWSC	2-2.	3-3
	SBU	1-3.	2-4
	UMR	0-4.	1-5
	TSU	0-4.	0-6

MIAA Results

Saturday, September 25

- *NWMSU 49 @ WU 21 Final
- *TSU 21 @ ESU 38 Final
- *SBU 21 @ CMSU 48 Final
- *MWSC 21 @ MSSU 23 Final, (Homecoming)
- *PSU 91 @ UMR 27 Final

Saturday, October 2

- *ESU 28 @ NWMSU 59 Final, (Homecoming)
- *MSSU 30 @ TSU 20 Final
- *MWSC 49 @ CMSU 44 Final
- *UMR 14 @ SBU 52 Final, (Homecoming)
- *WU 14 @ PSU 70 Final, (Homecoming)

MIAA Schedule

Saturday, October 9

- *SBU @ WU.....1 p.m.
- *PSU @ ESU.....2 p.m.
- *TSU @ MWSC.....2 p.m.
- *NWMSU @ MSSU.....6 p.m.
- *CMSU @ UMR.....6:30 p.m.

Saturday, October 16

- *ESU @ SBU.....1:30 p.m.
- *CMSU @ TSU.....12 p.m.
- *MWSC @ NWMSU.....1 p.m.
- *WU @ UMR.....1 p.m.
- *MSSU @ PSU.....2 p.m.

Washburn defeating arch-rival Emporia State in two of three meetings since taking over the Ichabods. The Ichabods improved two wins from the first season to the second season under Schurig finishing the 2003 season 5-6.

After coaching for nearly a decade in a winning program, Schurig has brought the knowledge of success, a winning attitude and a new intensity to the Ichabod football program.

In each of his two seasons at Washburn, the Ichabods have had two MIAA Freshman of the Year and 16 players receive all-MIAA honors. He has been equally on task with players in the classroom with 29 Ichabods named to the MIAA Commissioner's Academic Honor Roll. Following the 2003 season, 16 were named to the honor roll, the most in one single season since joining the MIAA.

While under Schurig, the Ichabod football program has also seen sweeping changes in facilities with the improvements to Yager Stadium and equipment upgrades in the weight room.

Prior to working with the defensive backs, he worked three seasons with the Gorillas' tight ends.

While on the Gorillas coaching staff, Schurig was a part of an NCAA national finalist squad in 1995, four MIAA Championship teams and eight NCAA Division II playoff teams. He helped guide one of the top defenses in Division II including the top-ranked defensive squad in 1999.

Before arriving at Pittsburg State, Schurig spent the 1992 season as a volunteer assistant coach at his alma mater, Colorado School of Mines joining the Gorillas in 1993.

Schurig, a Willingboro, N.J., native, was a four-year letterman as a defensive back at Colorado Mines and was selected team captain as a senior. He earned second-team All-Rocky Mountain Athletic Conference honors as a senior. He graduated in 1987 with a bachelor's degree in petroleum engineering.

Schurig earned a master's degree in physical education at Pittsburg State in 1996. Craig and his wife, Louisa, have a daughter, Samantha, and two sons, Mitchell and Michael.

Southwest Baptist head coach Ray Richards begins his fourth year at SBU. He has led the Bearcats to a 14-25 record in three years and was 6-5 in his first season. The 2001 season was the first winning season in 10 years at SBU and because of his accomplishment he was named the MIAA "Coach of the Year."

Richards came to SBU from NCAA Division I University of Louisiana-Monroe. He spent two years there as the defensive backs coach. Prior to ULM, he was at Southeastern Oklahoma State for 10 years. He has also made one more stop at the NCAA Division I level as he was a graduate assistant at Texas Tech for one season.

Graduating from Northern Michigan in 1981, Richards helped NMU to the NCAA Division II playoffs in 1980.



The Ichabods last time out: PITTSBURG, Kan. - The Washburn Ichabods fell 70-14 to No. 3 ranked Pittsburg State. The Gorillas scored 22 points in the first quarter, 21 in the second and 20 in the third as they reached at least 70 points for the second straight game.

The Ichabods got on the board in the second quarter as Jordan Brill hooked up with Jeff Scott for a 8-yard touchdown pass. Scott had a career-high seven receptions for 64 yards.

The Gorillas responded by rolling off 35 straight points to push the score to 63-7.

Cason Lehman added the Ichabods final touchdown as he scored on a 34-yard pass reception from Dustin Hickel capping a 6-play, 93-yard drive.

The Gorillas would add one more score to make the final tally 70-14.

About the Bearcats



General Information

Location: Bolivar, Mo.
Founded: 1878
Enrollment: 3,536
Affiliation: NCAA II
Conference: MIAA
Nickname: Bearcats
Colors: Purple and White
President: Dr. C. Pat Taylor
Director of Athletics: Jim Middleton

Coaching Staff

Head Coach: Ray Richards
 Alma Mater: Northern Michigan, 1981
 Record at SBU: 13-21, 3rd season
 Overall Record: same
 Phone: 417.328.1787

Assistant Coaches:

Johathan Polson
 Rick Scholten
 Jeff Fitzgerald
 Nick Heggeman
 Joe Alford

2003 Record: 3-8

MIAA Record, Finish: 2-7, 8th

Basic Formations: Multiple I • 4-3

Lettermen: Returning-35 • Lost-12

Returning Starters: Offense-6 •
 Defense-6 • Specialty-0

2004 SCHEDULE

Aug. 28	at Harding	6 p.m.
Sept. 11	Missouri Western	6 p.m.
Sept. 28	at Pittsburg State	2 p.m.
Sept. 25	at Central Missouri	1:30 p.m.
Oct. 2	Missouri-Rolla	2 p.m.
Oct. 9	at Washburn	1 p.m.
Oct. 16	Emporia State	1:30 p.m.
Oct. 23	Missouri Southern	1:30 p.m.
Oct. 30	Northwest Missouri	1:30 p.m.
Nov. 6	at Truman	noon

2003 RESULTS (3-8)

Sept. 6	at Kentucky Wesleyan	W 48-7
Sept. 13	Central Oklahoma	L 7-30
Sept. 20	at Missouri Western	L 7-39
Sept. 27	Pittsburg State	L 28-56
Oct. 4	Central Missouri State	L 23-30
Oct. 11	at Missouri-Rolla	W 43-27
Oct. 18	Washburn	L 37-41
Oct. 25	at Emporia State	L 9-20
Nov. 1	Missouri Southern	W 28-6
Nov. 8	at Northwest Missouri	L 24-26
Nov. 15	Truman	L 14-20

Pitt State also piled up more than 700 yards of offense for a second straight game after accumulating an MIAA record 809 total yards in a 91-27 win over Missouri-Rolla last Saturday.

The Ichabods compiled 420 yards of total offense in the game compared to 713 for the Gorillas.

Brill, making his first collegiate start, was 18 of 32 for 167 yards and one touchdown. Ra'Shawn Mosley had 21 carries for 90 yards. Lehman, Sam Sissom and Mike Odupitan each had four catches.

The Gorillas had three rushers go over 100 yards in the game. Starting tailback Germaine Race had 12 carries for 186 yards and three touchdowns, starting quarterback Neal Philpot had 14 carries for 166 yards and reserve quarterback Andy Majors had nine carries for 128 yards and two touchdown scores.



Washburn/Southwest Baptist Series Notes: Today's meeting is the 16th meeting in the series. The Ichabods lead the all-time series 10-5 and they have won seven of the last 10 meetings. The Ichabods snapped a two-game winning streak by the Bearcats last season in Bolivar, Mo.



Talking about the Bearcats - Last time out - 10/2/04 vs Missouri-Rolla - BOLIVAR, MO. ... Scoring five times in the first half, the Southwest Baptist University Bearcats took a commanding 31-0 lead into halftime as they never looked back in a 52-14 win over the University of Missouri-Rolla. The SBU offense had 499 yards of total offense and the defense held UMR to under 100 yards rushing.

The Bearcats marched down the field on their opening drive of the game by going 61-yards in 10 plays. SBU split the drive up into three passes and seven rushes to gain the touchdown. Marco Kirven finished off the drive on a one-yard dive for the 7-0 lead.

UMR gave the Bearcats the ball back on the kickoff as SBU's Nick Page forced a UMR fumble at the Miner 20-yard line. Four plays later, JoJo Rawls saw the endzone from one-yard out to give SBU the 14-0 lead at the 9:07 mark in the first quarter.

Once again, UMR put SBU in another great position as Miner quarterback Brandon Landry's pass was intercepted by Ulexis Williams on the ensuing drive and returned 37-yards for a touchdown run and the quick 21-0 lead.

The Miners drove to the SBU 30-yard line but could not convert a fourth down as they turned the ball over on downs to the Bearcats with 4:44 left in the first quarter. SBU then moved the ball to the Miner 18-yard line where Ryan Smith nailed a 37-yard field goal for the 24-0 lead.

Responding to the SBU offense, UMR tried another long drive in the second quarter. Starting at their own 17-yard line, the Miners made it to the SBU one-yard line before the bottom fell out of their offense. On their first two tries from the one-yard line, the Bearcat defense stuffed Landry from getting in. UMR then had a delay of game to set them back to the six-yard line. Their next pass fell incomplete and then on fourth and goal Brigham Rowe and Craig Edwards sacked UMR's Landry for a loss of seven yards for the turnover on downs and a goal line stand.

Looking to keep things rolling, SBU put yet another positive drive together that went 65 yards on 10 plays. For the third rushing touchdown of the game, quarterback Robert Clardy bounced in from one-yard out to give the Bearcats a 31-0 lead.



Southwest Baptist Series Notes

First meeting

SBU 34, WU 19 on Nov. 4, 1989

Last meeting

WU 41, SBU 37 on Oct. 18, 2003

Last WU win

41-37 on Oct. 18, 2003

Last SBU win

26-20 on Nov. 16, 2002

Largest WU win

58-21 on Oct. 14, 2000

Largest SBU win

48-20 on Nov. 10, 2001

- Washburn has won seven of the last ten meetings
- The Ichabods are 5-2 all-time in games in Topeka
- The longest winning streak by either team in the series was four games by Washburn from 1993-1997
- SBU won the last game in Topeka 48-20 on Nov. 10, 2001

all-time series scores

(WU leads 10-5)

N4	1989	L	19-34	Bolivar
N3	1990	W	24-9	Topeka
N2	1991	W	14-6	Bolivar
O31	1992	W	21-17	Topeka
N13	1993	L	20-25	Bolivar
N12	1994	W	31-14	Topeka
O21	1995	W	37-20	Bolivar
O26	1996	W	24-20	Topeka
S20	1997	W	25-7	Bolivar
S19	1998	LOT	20-26	Topeka
O14	1999	W	36-0	Bolivar
O14	2000	W	58-21	Topeka
N10	2001	L	20-48	Topeka
N16	2002	L	20-26	Bolivar
O18	2003	W	41-37	Bolivar

Taking the ball first in the second half, UMR did not give up easily. They took their opening drive and marched down the field for their first score of the game. Quarterback Mark Becker connected with Brett Fischer for a five-yard touchdown pass to make it 31-7.

The Bearcats did not take this to lightly. They responded with another strong drive that ate 3:52 off the clock. Clardy found tight end Dan Sundber in the endzone for the 38-7 lead from two-yards out.

After swapping punts, SBU took the ball back from the Miners with 1:41 left in the third quarter when Brandon Taylor intercepted a Becker pass at the UMR 21 and the returned it to the UMR eight-yard line. On the next play, Deon Boykin darted in from eight yards for the 45th point of the game.

The Miners scored their second touchdown with 14:07 left in the game on a seven-yard pass to Gronewald from Becker. SBU's Kirven matched the score again with his own four-yard run with 11:40 left in the game as he finished off the scoring for the Bearcats.

Putting up 499 yards of total offense, the Bearcats threw for 271 yards and rushed for 228 in a balanced attack. Nick Smart had a career day as he caught nine passes for 121 yards to lead all receivers. Kirven was the leading rusher with 83 yards.

Defensively, SBU was outstanding as they picked off three balls and recorded three sacks. Ulexis Williams, Raashad Thompkins, and Brandon Taylor all had interceptions while Hayden Gilbert and Josh Hodges each picked up a sack. Craig Edwards and Brigham Rowe shared a sack, too. SBU forced three fumbles and recovered them all.

Ulexi Williams led the defense with eight tackles in which six were solo.



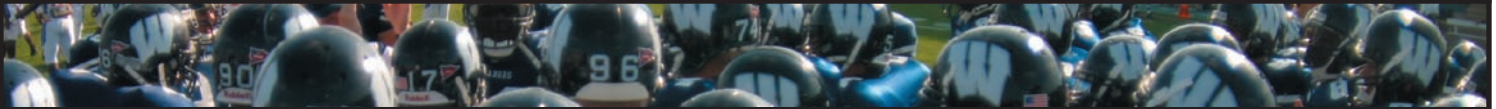
Last meeting with the Bearcats - Bolivar, Mo. - Oct. 18,

2003 - The Washburn Ichabods dashed the Southwest Bearcats homecoming celebration with a come-from-behind 41-37 win.

The Ichabods' Tyler Schuerman hooked up with Mike Odupitan on a 24-yard touchdown strike on a fourth and 11 with 1:11 left to cap a 13-point fourth quarter for the Ichabods and put them on top 41-37. Brooks Myers sealed the deal with an interception on the final drive of the game as the Ichabods would run out the clock.

The Ichabods fell behind early as the Bearcats got on the board first with a field goal on their opening possession. After a Trent Hearn touchdown run, the Bearcats would cut the lead to one on another field goal. The Ichabods would take the lead on a bit of trickery as wideout Cason Lehman hit Sam Sissom on an option pass for 65 yards lifting the Ichabod lead to 14-6. The Ichabods would use another long pass play as Dustin Hickel hit Odupitan on a 55-yard touchdown pass.

The Bearcats would score 17 points in the third quarter to take a 29-28 lead. The teams would trade touchdowns to set up the Ichabods winning drive.



Washburn Football History

Washburn is 454-529-44 in its 114th year of college football.



A Washburn win over Southwest Baptist would . . .

- would lift the Ichabods to 455-529-44 in its football history
- would be the eighth win over the Bearcats in the last eight games
- would improve the Ichabods to 6-2 all-time against the Bearcats in Topeka
- would give the Ichabods a 4-3 overall record and 3-2 record in the MIAA



A Washburn loss to Southwest Baptist would . . .

- drop the Ichabods to 454-530-44 in its football history
- would be the second straight win for the Bearcats in Topeka
- would drop the Ichabods to 10-6 all-time against the Bearcats
- would drop the Ichabods to 3-4 and 2-3 in the MIAA.



A look back at the loss to Pittsburg State . . .

- dropped the Ichabods to 18-58-1 all-time against the Gorillas
- was the 25th straight loss to the Gorillas
- dropped the Ichabods to 454-529-44 all-time

- was the 18th straight loss in Pittsburg to the Gorillas
- the 56-point losing margin was the sixth most in school history. Pittsburg State has handed the Ichabods four of the six worst losses in school history.
- the 70 points was the most the Ichabods had given up since the Gorillas score 72 points in a 72-12 loss on Nov. 14, 1999.



Six degrees of separation:

- The Ichabods have five on their roster from Missouri.
- The Bearcats do not have anyone on their roster from Kansas.



Schuerman moves closer to top of all-time record books:

- Against Northwest Missouri, senior quarterback Tyler Schuerman moved within 27 yards of Washburn's all-time total offensive record. The has 6,596 for his career, trailing Joe Schartz who has 6,622 yards.
- He raised his career passing yards to 5,088, to move with in 440 yards of breaking the passing mark of 5,527 - also held by Schartz.



Southwest Regional Rankings Released:

Records as of Oct. 4.

1. Northwest Missouri State 6-0/5-0
2. Texas A&M-Kingsville 4-0/4-0
3. Central Oklahoma 6-0/6-0
4. Pittsburg State 6-0/6-0
5. Midwestern State 4-1/4-1

2004 Starting Lineups

Offense	TE	LT	LG	C	RG	RT	WR	WR	QB	FB	TB	PK
CSM	J. Scott	Barrett	Sué	Durler	Kelley	Holland	Sissom	Oduptian	Schuerman	Bland	Hearn	Sabel
LU	J. Scott	Barrett	Sué	Durler	Kelley	Holland	Sissom	Oduptian	Schuerman	Bland	Moesley	Sabel
ESU	J. Scott	Barrett	Sué	Durler	Kelley	Holland	Sissom	Oduptian	Schuerman	Bland	Hearn	Sabel
at TSU	J. Scott	Barrett	Sué	Durler	Kelley	Holland	Sissom	Oduptian	Schuerman	Bland	Hearn	Sabel
NWMSU	J. Scott	Barrett	Sué	Durler	Kelley	Holland	Sissom	Oduptian	Schuerman	Bland	Hearn	Sabel
at PSU	J. Scott	Barrett	Sué	Durler	Kelley	Holland	Sissom	Oduptian	Brill	Bland	Hearn	Sabel
SBU												
at UMR												
at CMSU												
MWSC												
at MSSU												

Defense	DE	DT	DT	DE	OLB	ILB	ILB	OLB	DB	DB	FS	P
CSM	Hemmerling	Bull	Nichols	Moyer	Looney	Gould	Ev. Beck	Corcoran	Terrell	Stuckey	Ewy	Massey
LU	Hemmerling	Bull	Nichols	Huenefeld	Looney	Gould	Ev. Beck	Corcoran	Terrell	Stuckey	Ewy	Massey
ESU	Hemmerling	Bull	Nichols	Moyer	Looney	Gould	Ev. Beck	Corcoran	Terrell	Stuckey	Ewy	Massey
at TSU	Hemmerling	Bull	Nichols	Moyer	Looney	Gould	Ev. Beck	Corcoran	Terrell	Stuckey	Ewy	Massey
NWMSU	Birt	Hemmerling	Lewis	Huenefeld	Looney	Gould	Ev. Beck	Corcoran	Terrell	Stuckey	Ewy	Massey
at PSU	Birt	Hemmerling	Lewis	Huenefeld	Looney	Gould	Ev. Beck	Corcoran	Terrell	Stuckey	Ewy	Massey
SBU												
at UMR												
at CMSU												
MWSC												
at MSSU												



6. *Colorado School of Mines* **6-0/5-0**
 7. Southeastern Oklahoma State 4-1/4-1
 8. East Central 4-1/4-1
 9. Chadron State 4-2/3-1
 10. Central Missouri State 4-2/4-2
 11. Eastern New Mexico 3-3/3-3
 12. Tarleton State 3-3/3-3

Bold = MIAA School

BoldItalic = WU non-MIAA opponent



'Bods and Ends:

• Junior wide receiver Sam Sissom went over the 1,700-yard receiving mark for his career with his 72 yards against Northwest Missouri.

• Joe Corcoran recorded with 300th career tackle against Northwest Missouri on Saturday raising his total to 305 total tackles. He is 43 from tying the career tackle record of 349 held by Tony Scollieri who played from 1994-97.

• Grant Gould moved into fourth place on the all-time tackles chart with his team-leaddng eight against the Gorillas. His career total now stands at 261.



Up next: The Ichabods will hit the road for their final MIAA clash in Rolla against the Missouri-Rolla Miners. The Ichabods lead the all-time series 10-5. Following the game with the Miners, the Ichabods will be on the road again on Oct. 23 against Central Missouri. The Ichabods will wrap up the home slate with Homecoming against Missouri Western on Oct. 30.

Ichabods/Bearcats last meeting 10/18/03

WU	14	14	0	13	-	41
SBU	6	6	17	8	-	37

Scoring Summary:

1st Quarter

11:45 SBU - Mattson, Steve 35 yd field goal, 8-47 3:15, WU 0 - SBU 3

06:35 WU - Hearn, Trent 8 yd run (Sabel, Connor kick), 11-61 5:02, WU 7 - SBU 3

00:48 SBU - Mattson, Steve 31 yd field goal, 13-67 5:43, WU 7 - SBU 6

00:34 WU - Sissom, Sam 65 yd pass from Lehman, Cason (Sabel, Connor kick), 1-65 0:10, WU 14 - SBU 6

2nd Quarter

10:45 WU - Odupitan, Mike 55 yd pass from Hickel, Dustin (Sabel, Connor kick), 5-74 2:51, WU 21 - SBU 6

01:56 SBU - Green, Marc 2 yd pass from Schuck, Mark (Schuck, Mark pass intcpt), 7-80 2:46, WU 21 - SBU 12

00:55 WU - Sissom, Sam 55 yd pass from Hickel, Dustin (Sabel, Connor kick), 5-80 0:56, WU 28 - SBU 12

3rd Quarter

11:47 SBU - Kirven, Marco 33 yd run (Mattson, Steve kick), 3-42 1:34, WU 28 - SBU 19

08:16 SBU - Mattson, Steve 26 yd field goal, 4-22 1:36, WU 28 - SBU 22

03:24 SBU - Kirven, Marco 18 yd run (Mattson, Steve kick), 5-53 2:25, WU 28 - SBU 29

4th Quarter

10:09 WU - Hearn, Trent 15 yd run (Bland, Rawshawn rush failed), 8-49 3:58, WU 34 - SBU 29

08:06 SBU - Lyons, Dimetric 60 yd pass from Schuck, Mark (Green, Marc pass), 4-70 1:57, WU 34 - SBU 37

01:11 WU - Odupitan, Mike 24 yd pass from Schuerman, Tyler (Sabel, Connor kick), 10-67 1:21, WU 41 - SBU 37

Team Statistics:

	WU	SBU
FIRST DOWNS	20	24
RUSHES-YARDS (NET)	37-167	46-193
PASSING YDS (NET)	304	242
Passes Att-Comp-Int	29-18-0	30-22-1
OFFENSE PLAYS-YARDS	66-471	76-435
Fumble Returns-Yards	0-0	0-0
Punt Returns-Yards	2-24	1-13
Kickoff Returns-Yards	7-137	3-57
Interception Returns-Yards	1-5	0-0
Punts (Number-Avg)	5-19.6	3-24.3
Fumbles-Lost	2-1	3-1
Penalties-Yards	5-49	2-10
Possession Time	26:25	33:35
Third-Down Conversions	3 of 13	8 of 16
Fourth-Down Conversions	4 of 4	0 of 1
Red-Zone Scores-Chances	2-4	5-5
Sacks By: Number-Yards	1-6	2-17

Individual Statistics:

RUSHING: Washburn-Hearn, Trent 23-131; Brown, Chris 1-24; Odupitan, Mike 2-16; Bland, Rawshawn 3-11; Schuerman, Tyler 2-9; Ichabods 1-minus 1; Hickel, Dustin 5-minus 23. Southwest Baptist-Kirven, Marco 29-198; Boykin, Deon 11-37.


PASSING: Washburn-Hickel, Dustin 10-16-0-176; Schuerman, Tyler 7-12-0-63; Lehman, Cason 1-1-0-65. Southwest Baptist-Schuck, Mark 21-26-1-241.

RECEIVING: Washburn-Sissom, Sam 6-141; Odupitan, Mike 3-89; Benning, DaWight 3-30; Bland, Rawshawn 2-10; Lehman, Cason 1-11; Scott, Jeff 1-10; Hoytal, John 1-7; Hearn, Trent 1-6. Southwest Baptist-Green, Marc 10-95; Rogers, David 5-44; Lyons, Dimetric 4-75; Bergquist, Jerem 1-19; Kirven, Marco 1-10.

INTERCEPTIONS: Washburn-Myers, Brooks 1-5. Southwest Baptist-None.

2004 players of the week As selected by Ichabod coaching staff

Game	Off. Skill	Def. Skill	Special Teams	Off. Line	Def. Line	Work Team Off.	Work Team Def.	Big Hit
CSM	Sam Sissom, WR	Fletcher Terrell, DB	Curt Massey, P Chris Brown, LB	Jeff Scott, TE	Grant Gould, LB	Kyle Hainline, OL	Eric Lawrence, DE	Chris Brown, LB
LU	Rawshawn Bland, FB	Henry Talley, DB	Curt Massey, P Jarod Tetuan, WR	Matt Durler, C	Mitch Birt, DE	Brandon Walker, QB	Myckel Neal, LB	Erin Beck, DB
ESU	Sam Sissom, WR	Grant Gould, LB	Curt Massey, P Cason Lehman, PK	Bryce Kelley, G	Trey Lewis, DL	Jeremy Assal, FB	Nick Svoboda, DE	Calvin Stuckey, DB
TSU	Mike Odupitan, WR	Calvin Stuckey, DB	Jarod Tetuan, KR Terrell Cobb, LB	Tyrone Barrett, OL	Zach Hemmerling, DE	Joshua Lamb, RB	Justin Knutzen, DE	Chris Brown, LB Taurence Minikwu, LB
NWMSU	Jeff Scott, TE	Evin Beck, LB	Mike Odupitan, KR Mike Gonzales, LB	Rudy Sué, G	Mitch Birt, DE	Matt Brown, WR	Joe Leiker, LB	Fletcher Terrell, DB Terrell Cobb, LB
PSU	Ra'Shawn Mosley, RB	Fletcher Terrell, DB	Jarod Tetuan, KR Chris Brown, LB	Matt Durler, C	Blake Nichols, DL	David Becker, OL	James Jackson, DL	Chris Brown, LB
SBU								
UMR								
CMSU								
MWSC								
MSSU								



The last time it happened

400 Passing Yards

10/27/79 vs Missouri Western - Mike Atkins (418 yards)

300 Passing Yards

10/26/02 vs Missouri Western - Dustin Hickel (319 yards)

40 Pass Attempts

10/26/02 vs Missouri Western - Dustin Hickel (42 attempts)

20 Pass Completions

10/26/02 vs Missouri Western - Dustin Hickel (20 completions)

100 Receiving Yards

9/18/04 vs Truman State - Mike Odupitan (121 yards - 8 receptions)

200 Receiving Yards

10/24/98 vs Missouri Southern - Marc Nardella (221 yards - 10 receptions)

100 Rushing Yards

9/18/04 vs Truman State - Ra'Shawn Moseley (104 yards - 17 carries)

175 Rushing Yards

10/25/03 vs Missouri-Rolla - Trent Hearn (175 - 29 carries)

Kickoff returned for a touchdown

11/15/03 vs Missouri Southern - Mike Odupitan (89 yards)

Punt returned for a touchdown

9/7/02 vs Wisconsin-LaCrosse - Brooks Myers (in endzone of blocked punt)

Punt returned for a touchdown (not on a blocked punt)

10/7/95 vs Central Missouri - Andy Rucker (50 yards)

Interception returned for a touchdown

9/20/03 vs Emporia State - Fletcher Terrell (60 yards)

Fumble Recovery for a touchdown

9/25/04 vs Northwest Missouri - Mitch Birt (Recovery in endzone after sack)

500 Yards in Team Total Offense

9/18/04 vs Truman State - (553 total yards)

600 Yards in Team Total Offense

11/9/02 vs Missouri-Rolla (612 total yards)

30 First Downs

11/9/02 vs Missouri-Rolla (31 total - 21 rushing, 10 passing)

Overtime Game

9/20/03 vs Emporia State - (loss 35-28 in overtime)

Double Overtime Game

10/26/02 vs Missouri Western - (loss 34-28 in double overtime)

Last Time Shutout

11/7/98 vs Central Missouri - (loss 37-0 -- a streak of 62 games without one)

Last Time Washburn Recorded a shutout

9/18/04 vs Truman State- (win 62-0) -- a streak of three games

AFCA Coaches Poll

(as of Oct. 5, 2004)	Rec.	Pts.	Prv.
1. Grand Valley St. (24)	5-0	624	1
2. Pittsburg St. (Kan.) (1)	6-0	591	3
3. Texas A&M-Kingsville	4-0	565	4
4. Northwest Missouri St.	6-0	549	5
5. Catawba (N.C.)	5-0	517	6
6. Central Oklahoma	6-0	492	7
7. Albany St. (Ga.)	5-0	450	8
8. St. Cloud State (Minn.)	6-0	417	15
9. Carson-Newman (Tenn.)	4-1	402	10
10. Valdosta St. (Ga.)	4-1	394	12
11. North Dakota	4-1	367	2
12. Northwood (Mich.)	6-0	357	14
13. Saginaw Valley St.	4-1	352	13
14. East Stroudsburg (Pa.)	5-0	310	18
15. Arkansas Tech	5-0	239	21
16. Winona St. (Minn.)	5-1	233	19
17. Michigan Tech	5-0	206	22
18. Shippensburg (Pa.)	5-1	196	9
19. Colorado Mines	6-0	162	24
20. Delta St. (Miss.)	3-2	139	11
21. Tuskegee (Ala.)	3-1	134	17
22. South Dakota	5-1	116	25
23. Central Missouri St.	4-2	44	16
24. North Alabama	3-2	41	NR
25. California (Pa.)	4-1	39	NR

Dropped Out (last week's rating): Central Arkansas (20), Wingate (N.C.) (23)

Others Receiving Votes: Wingate (N.C.), 34; Central Arkansas, 24; C.W. Post (N.Y.), 23; Harding (Ark.), 20; Nebraska-Omaha, 13; North Carolina Central, 11; Midwestern St. (Tex.), 11; Indiana (Pa.), 11; Ferris St. (Mich.), 10; Fort Valley St. (Ga.), 9; Bemidji St. (Minn.), 7; Tarleton St. (Tex.), 4; Southern Connecticut St., 4; Southeastern Oklahoma, 4; West Virginia Wesleyan, 3; West Chester (Pa.), 1.

NCAA South west Regional poll

No. School . . . Overall/In-Region Records

1. Northwest Missouri State	6-0/5-0
2. Texas A&M-Kingsville	4-0/4-0
3. Central Oklahoma	6-0/6-0
4. Pittsburg State	6-0/6-0
5. Midwestern State	4-1/4-1
6. Colorado School of Mines	6-0/5-0
7. Southeastern Oklahoma State . .	4-1/4-1
8. East Central	4-1/4-1
9. Chadron State	4-2/3-1
10. Central Missouri State	4-2/4-2
11. Eastern New Mexico	3-3/3-3
12. Tarleton State	3-3/3-3

Bold = MIAA School

BoldItalic = WU non-MIAA opponent

ICHABOD OFFENSE**Quarterback**

16 Tyler Schuerman 6-3, 220, SR
 10 Jordan Brill 6-3, 215, FRRS

Running back

6 Trent Hearn 6-1, 215, SO
 3 Ra'shawn Moseley 5-10, 195, FRRS

Fullback

30 Rawshawn Bland 5-10, 235, JR
 31 Chris McCann 5-9, 205, SO

Wide Receiver

5 Mike Odupitan 6-1, 200, JR
 12 Dustin Hickel 6-1, 196, SR

Wide Receiver

83 Sam Sissom 6-0, 195, JR
 7 Cason Lehman 6-1, 205, JR

Tight End

80 Jeff Scott 6-4, 255, JR
 29 John Hoytal 6-2, 235, SR

Left Tackle

53 Tyrone Barrett 6-1, 290, SR
 57 Ben Thursby 6-0, 280, JR

Left Guard

70 Rudy Su'e 6-1, 300, JR
 65 Jeff Rickard 6-3, 280, FR

Center

55 Matt Durler 6-4, 280, SR
 54 Dan Schneider 6-0, 275, JR

Right Guard

62 Bryce Kelley 6-2, 275, SR
 66 Matt Neely 6-2, 240, FRRS

Right Tackle

77 Jim Holland 6-7, 275, JR
 51 Pat Mack 6-4, 265, SO

Bearcat Offense**Quarterback**

13 Robert Clardy So., 6-0, 195
 19 Eric Sanderson FRRS, 6-1, 195

Tailback

28 Marco Kirven Jr., 5-8, 1985
 6 Deon Boykin Sr., 5-9, 200

Wide Receiver

12 Nick Smart Fr., 6-0, 170
 15 Jared Taylor So., 6-2, 215

Wide Receiver

22 Demetric Lyons Jr., 5-10, 170
 21 DeWitt Johnson So., 6-2, 205

Wide Receiver

24 Travis Howry Jr., 6-3, 215
 36 Jeffrie Finnell FRRS, 5-8, 180

Quick Tackle

63 Mark Talbert So., 6-4, 290
 78 Dan Krywaruczenko FRRS, 6-4, 250

Quick Guard

67 Jeremy Montz Sr., 6-2, 250
 57 Justin Davis Sr., 6-3, 280

Center

68 Daryl Porter FRRS, 6-2, 275
 55 Michael Rogers FRRS, 6-3, 275

Strong Guard

65 Aubrin Rhem Sr., 6-2, 200
 74 Chris Gardner Fr., 6-3, 290

Strong Tackle

70 L.V. Hill III Sr., 6-5, 300
 50 Paul Burla So., 6-5, 300

Tight End

43 Dan Sundberg Sr., 6-4, 235
 88 David Rogers Jr., 6-2, 248

ICHABOD DEFENSE**Defensive End**

98 Zach Hemmerling 6-5, 265, SO
 93 Eric Eisenbarth 6-2, 260, FR

Defensive Tackle

76 Trey Lewis 6-3, 265, SO
 90 Blake Nichols 6-4, 280, SO

Defensive Tackle

95 Mitch Birt 6-2, 245, FRRS
 99 Nick Bull 6-2, 295, SO

Defensive End

72 Cody Huenefeld 6-1, 250, SO
 94 Dustin Moyer 6-2, 245, FRRS

Outside Linebacker

11 Joe Corcoran 6-0, 190, SR
 22 Aaron Neal 6-0, 213, SO

Inside Linebacker

13 Evin Beck 6-0, 210, SR
 4 Taurence Minikwu 5-11, 212, JR

Inside Linebacker

36 Grant Gould 6-3, 230, JR
 48 Terrell Cobb 6-0, 215, JR

Outside Linebacker

39 Josh Looney 6-2, 225, JR
 1 Chris Brown 5-10, 195, SO

Cornerback

2 Fletcher Terrell 6-1, 180, SO
 17 Tramaine Young 6-1, 180, SO

Cornerback

28 Calvin Stuckey 6-2, 193, JR
 24 Henry Talley 6-1, 185, FRRS

Free Safety

33 Adam Ewy 6-1, 195, FRRS
 14 Blake Meyer 6-3, 180, SR

Bearcat Defense**Defensive End**

99 Brad Hill So., 6-1, 255
 64 Brandon Taylor Jr., 6-1, 235

Not Tackle

97 Ben Glidewell Sr., 5-8, 250
 40 Calvin Dennis Fr., 6-0, 205

Defensive Tackle

75 Brigham Rowe FRRS, 6-1, 276
 98 Josh Trimble Fr., 6-1, 260

Defensive End

44 Cory McAdams So., 6-3, 250
 89 Haydn Gilbert Jr., 6-2, 245

Linebacker

20 Joey Maiwelmal Jr., 6-2, 230
 33 Chris Katz Sr., 6-2, 225

Linebacker

31 Nathan Dunn Jr., 6-0, 225
 45 Craig Edwards Sr., 5-9, 215

Strong Safety

27 Terry Jones So., 5-11, 172
 3 Clint King So., 6-2, 200

Strong Safety

5 Donald Williams Sr., 6-0, 210
 4 LeShaun Smith Sr., 5-11, 200

Free Safety

2 Ulexis Williams Jr., 5-11, 205
 38 Nick Page Fr., 6-2, 190

Cornerback

25 Zach Porter Fr., 6-1, 180
 9 Jammal Keyton Sr., 5-9, 190

Cornerback

8 Michael Pearl So., 5-8, 170
 11 Rashaad Thompkins So., 5-10, 185

ICHABOD SPECIALISTS**Punter**

47 Curt Massey 6-1, 220, JR
 35 Ben Boswell 6-0, 170, SO

PAT/FG

86 Connor Sabel 6-2, 180, SO
 84 Adam Azeltine 6-0, 170, SO

Kickoffs

86 Connor Sabel 6-2, 180, SO
 84 Adam Azeltine 6-0, 170, SO

Long Snapper

80 Jeff Scott 6-4, 255, JR
 56 Aaron Hicks 6-0, 225, FRRS

Short Snapper

80 Jeff Scott 6-4, 255, JR
 98 Zach Hemmerling 6-5, 265, SO

Holder

7 Cason Lehman 6-1, 205, JR
 23 Jarod Tetuan 5-11, 190, FRRS

Punt Return

83 Sam Sissom 6-0, 195, JR
 23 Jarod Tetuan 5-11, 190, FRRS

Kickoff Return

5 Mike Odupitan 6-1, 200, JR
 23 Jarod Tetuan 5-11, 190, FRRS

**Bearcat Specialists****Placekicker**

26 Ryan Smith So., 5-6, 155

Punter

46 Tim Bowers So., 6-0, 190

Longsnapper

50 Paul Burla So., 6-5, 300

Holder

13 Robert Clardy So., 6-0, 195

Punt Return


22 Demetric Lyons Jr., 5-10, 170

Kickoff Return

6 Deon Boykin Sr., 5-9, 200

22 Demetric Lyons Jr., 5-10, 170





**top 10
single season rushing**

Player	Year	Yards
1. Dino DeLisa	1983	1,185
2. Trent Hearn	2003	1,116
3. Art Fletcher	1948	979
4. Les Williams	1988	947
5. Phil Brooks	1989	936
6. Dino DeLisa	1985	888
7. Kevin McCormick	1971	862
8. Willie Sapp	1997	819
9. Greg Lane	1990	758
10. Gary Yager	1974	748

**top 10
single season
total offense**

Player	Year	Yards
1. Tyler Schuerman	2000	2,644
2. Dustin Hickel	2002	2,571
3. Barry Galbraith	1999	2,540
4. Barry Griffiths	1988	2,296
5. Aaron Battle	1998	2,258
6. Mike Atkins	1980	1,905
7. Joe Schartz	1995	1,891
8. Kyle Kingston	1987	1,794
9. Aaron Battle	1998	1,677
10. Joe Schartz	1996	1,665

**top 10
career rushing**

Player	Years	Yards
1. Dino DeLisa	83-85	2,794
2. Brandon Rainer	98-01	2,182
3. Les Williams	86-90	2,030
4. Leroy Harmon	45-49	1,927
5. Willie Sapp	95-97	1,816
6. Art Fletcher	46-49	1,698
7. Bill Baker	51-53	1,670
8. Kevin McCormick	69-71	1,581
9. Brent Cripps	74-77	1,506
10. Nick Cummings	92-94	1,448
11. Tyler Schuerman	00-pr	1,508
13. Trent Hearn	03-pr	1,266

**top 10
career total offense**

Player	Years	Yards
1. Joe Schartz	93-96	6,622
2. Tyler Schuerman	00-pr	6,596
3. Dustin Hickel	01-pr	5,230
4. Mike Atkins	77-80	5,063
5. Aaron Battle	94-98	4,173
6. Leroy Harmon	45-49	3,924
7. Mike Grogan	74-77	3,861
8. Barry Galbraith	95-99	3,040
9. Dino DeLisa	83-85	2,794
10. Kyle Kingston	86-87	2,671

**top 10
single season receiving**

Player	Year	Yards
1. Troy Slusser	1988	1,512
2. Marc Nardella	1990	1,136
3. Ron Hamilton	1980	1,128
4. Michael Dritlein	1995	1,112
5. Marc Nardella	1999	933
6. Colon McNeal	2000	829
7. Michael Dritlein	1994	816
8. Michael Dritlein	1993	742
9. Colon McNeal	2001	732
10. Sam Sissom	2002	719

**top 10
single season scoring**

Player	Year	Points
1. Troy Slusser	1988	128
2. Tyler Schuerman	2000	96
3. Trent Hearn	2003	96
4. Dino DeLisa	1983	84
5. Nick Kresic	1986	79
6. Kevin McCormick	1971	78
7. Sam Sissom	2002	74
8. Chad Todd	2000	63
9. Nick Cummings	1994	60
10. Chad Todd	1998	57

**top 8
career receiving**

Player	Years	Yards
1. Michael Dritlein	92-95	3,103
2. Troy Slusser	85-88	2,428
3. Marc Nardella	96-99	2,080
4. Ron Hamilton	79-80	1,919
5. Colon McNeal	98-01	1,808
6. Sam Sissom	2003-pr	1,744
7. Mike Keeley	75-78	1,592
8. Al Dressman	69-71	1,228

**top 10
career scoring**

Player	Years	Points
1. Troy Slusser	85-88	226
2. Chad Todd	97-00	210
3. Brandon Rainer	98-01	186
4. Dino DeLisa	83-85	174
5. Sam Sissom	02-pr	152
6. Tyler Schuerman	00-pr	150
7. Nick Kresic	83-86	141
8. Joe Schartz	93-96	138
9. Dan Brown	92-95	137
10. Kevin McCormick	69-71	126

**top 10
single season passing**

Player	Year	Yards
1. Barry Griffiths	1988	2,338
2. Barry Galbraith	1999	2,269
3. Dustin Hickel	2002	2,160
4. Aaron Battle	1998	2,131
5. Mike Atkins	1980	2,106
6. Tyler Schuerman	2000	1,936
7. Mike Atkins	1979	1,678
8. Kyle Kingston	1987	1,629
9. Joe Schartz	1995	1,452
10. Joe Schartz	1993	1,430

**top 10
single season Tackles**

Player	Year	Tackles
1. Bill Guidetti	1984	152
2. Todd McGhghy	1991	129
3. Joe Corcoran	2002	124
Tony Scollieri	1997	124
5. Tony Scollieri	1996	116
6. Corey Phipps	1999	112
7. Grant Gould	2003	111
Wade Dennis	1988	111
9. Charlie Bennett	1987	108
10. Several tied with		97

**top 10
career passing**

Player	Years	Yards
1. Joe Schartz	93-96	5,527
2. Mike Atkins	77-80	5,437
3. Tyler Schuerman	00-pr	5,088
4. Dustin Hickel	01-pr	4,144
5. Mike Grogan	74-77	3,761
6. Aaron Battle	94-98	3,479
7. Barry Galbraith	95-99	2,684
8. Mark Elliott	80-83	2,604
9. Barry Griffiths	87-88	2,395
10. Kyle Kingston	86-87	2,381

**top 10
career Tackles**

Player	Years	Tackles
1. Tony Scollieri	94-97	349
2. Matt Cahill	79-82	323
3. Joe Corcoran	00-pr	305
4. Grant Gould	02-pr	261
5. Jeremy Potts	98-01	258
6. Corey Phipps	97-00	242
7. Todd McGhghy	90-91	226
8. Nolan Jeffery	93-95	225
9. Wade Dennis	86-88	191
10. Morgan Dewey	02-03	185

**2004 Results (3-3, 2-2 MIAA)**

Date	Opponent	Score	Time	Attend
Aug 28	COLORADO MINES	L 27-34	3:04	5874
Sep 04	LANGSTON	W 30-7	3:23	3725
Sep 11	*EMPORIA STATE	W 28-10	3:07	5776
Sep 18	*at Truman State	W 62-0	3:04	2500
Sep 25	*No. 5 Northwest Missouri	L 21-49	3:13	4958
Oct 02	*at No. 3 Pittsburg State	L 14-70	3:15	8843

* indicates conference game

Team Statistics

	WU	OPP
SCORING	182	170
Points Per Game	30.3	28.3
FIRST DOWNS	122	124
Rushing	45	50
Passing	65	61
Penalty	12	13
RUSHING YARDAGE	902	1346
Yards gained rushing	1035	1459
Yards lost rushing	133	113
Rushing Attempts	238	220
Average Per Rush	3.8	6.1
Average Per Game	150.3	224.3
TDs Rushing	11	12
PASSING YARDAGE	1429	1170
Att-Comp-Int	193-109-5	191-102-6
Average Per Pass	7.4	6.1
Average Per Catch	13.1	11.5
Average Per Game	238.2	195.0
TDs Passing	14	12
TOTAL OFFENSE	2331	2516
Total Plays	431	411
Average Per Play	5.4	6.1
Average Per Game	388.5	419.3
KICK RETURNS: #YARDS	28-562	23-401
PUNT RETURNS: #YARDS	15-164	17-239
INT RETURNS: #YARDS	6-141	5-4
KICK RETURN AVERAGE	20.1	17.4
PUNT RETURN AVERAGE	10.9	14.1
INT RETURN AVERAGE	23.5	0.8
FUMBLES-LOST	12-6	8-6
PENALTIES-YARDS	62-473	55-473
Average Per Game	78.8	78.8
PUNTS-YARDS	31-1278	31-1067
Average Per Punt	41.2	34.4
Net punt average	33.5	29.1
TIME OF POSSESSION/GAME	31:14	28:46
3RD-DOWN CONVERSIONS	36/90	37/85
3rd-Down Pct	40%	44%
4TH-DOWN CONVERSIONS	7/14	1/9
4th-Down Pct	50%	11%
SACKS BY-YARDS	10-66	8-52
MISC YARDS	0	0
TOUCHDOWNS SCORED	26	24
FIELD GOALS-ATTEMPTS	0-5	1-5
PAT-ATTEMPTS	24-26	21-23
ATTENDANCE	20333	11343
Games/Avg Per Game	4/5083	2/5672
Neutral Site Games		0/0

SCORE BY QUARTERS

	1st	2nd	3rd	4th	Total
Washburn	62	62	14	44	182
Opponents	52	70	27	21	170

Offensive Statistics

Rushing	GP	Att	Gain	Loss	Net	Avg	TD	Long	Avg/G
Moseley,Ra'Shawn	6	91	457	37	420	4.6	5	31	70.0
Hearn,Trent	5	59	228	9	219	3.7	2	15	43.8
Schuerman,Tyler	5	26	125	24	101	3.9	2	31	20.2
McCann,Chris	4	20	82	3	79	4.0	0	20	19.8
Bland,Rawshaw	6	17	60	6	54	3.2	1	10	9.0
Odupitan,Mike	6	3	25	0	25	8.3	1	14	4.2
Tetuan,Jarod	6	4	21	0	21	5.2	0	17	3.5
Hickel,Dustin	5	3	13	1	12	4.0	0	11	2.4
Lamb,Josh	1	2	11	0	11	5.5	0	6	11.0
Martin,James	5	1	5	0	5	5.0	0	5	1.0
Ichabods	5	3	1	3	-2	-0.7	0	1	-0.4
Brill,Jordan	4	9	7	50	-43	-4.8	0	5	-10.8
Total.....	6	238	1035	133	902	3.8	11	31	150.3
Opponents.....	6	220	1459	113	1346	6.1	12	77	224.3

PASSING

	G	Effic	Att-Cmp-Int	Pct	Yds	TD	Lng	Avg/G
Schuerman,Tyler	5	146.24	110-64-3	58.2	871	9	86	174.2
Brill,Jordan	4	120.10	73-40-2	54.8	458	4	50	114.5
Hickel,Dustin	5	278.33	6-5-0	83.3	100	1	35	20.0
Ichabods	5	0.00	3-0-0	0.0	0	0	0	0.0
Lehman,Cason	6	0.00	1-0-0	0.0	0	0	0	0.0
Total.....	6	137.43	193-109-5	56.5	1429	14	86	238.2
Opponents.....	6	119.31	191-102-6	53.4	1170	12	62	195.0

RECEIVING

	G	No.	Yds	Avg	TD	Long	Avg/G
Odupitan,Mike	6	27	341	12.6	2	50	56.8
Sissom,Sam	6	25	470	18.8	7	86	78.3
Lehman,Cason	6	16	248	15.5	2	35	41.3
Scott,Jeff	6	12	106	8.8	1	25	17.7
Moseley,Ra'Shaw	6	9	43	4.8	0	35	7.2
Bland,Rawshaw	6	6	49	8.2	0	13	8.2
Tetuan,Jarod	6	5	68	13.6	1	30	11.3
Hickel,Dustin	5	2	54	27.0	1	36	10.8
Lebahn,Jake	3	2	24	12.0	0	13	8.0
McCann,Chris	4	2	12	6.0	0	10	3.0
Hoytal,John	5	1	9	9.0	0	9	1.8
Hearn,Trent	5	1	4	4.0	0	4	0.8
McClendon,Terre	1	1	1	1.0	0	1	1.0
Total.....	6	109	1429	13.1	14	86	238.2
Opponents.....	6	102	1170	11.5	12	62	195.0

PUNT RETURNS

	No.	Yds	Avg	TD	Long
Sissom,Sam	10	53	5.3	0	12
Tetuan,Jarod	4	115	28.8	0	48
Talley,Henry	1	-4	-4.0	0	0
Total.....	15	164	10.9	0	48
Opponents.....	17	239	14.1	0	40

INTERCEPTIONS

	No.	Yds	Avg	TD	Long
Terrell,Fletche	2	69	34.5	0	69
Meyer,Blake	1	5	5.0	0	5
Beck,Erin	1	0	0.0	0	0
Talley,Henry	1	36	36.0	0	36
Gould,Grant	1	31	31.0	0	31
Total.....	6	141	23.5	0	69
Opponents.....	5	4	0.8	0	4

FUMBLE RETURNS

	No.	Yds	Avg	TD	Long
Birt,Mitch	0	0.0	1	0	
Total.....	0	0	0.0	1	0
Opponents.....	0	0	0.0	0	0



KICK RETURNS	No.	Yds	Avg	TD	Long
Tetuan, Jarod	13	284	21.8	0	76
Odupitan, Mike	11	221	20.1	0	39
Moseley, Ra'Shaw	3	58	19.3	0	24
Minikwu, Taurenc	1	-1	-1.0	0	0
Total.....	28	562	20.1	0	76
Opponents.....	23	401	17.4	0	49

SCORING	TD	FGs	PAT Kick	PAT Rush	PAT Rcv	PAT Pass	Saf	PTS
Sissom, Sam	7	0-0	0-0	0-0	0	0-0	0	42
Moseley, Ra'Shaw	5	0-0	0-0	0-0	0	0-0	0	30
Sabel, Connor	0	0-5	24-26	0-0	0	0-0	0	24
Odupitan, Mike	3	0-0	0-0	0-0	0	0-0	0	18
Lehman, Cason	2	0-0	0-0	0-0	0	0-0	0	12
Schuerman, Tyler	2	0-0	0-0	0-0	0	0-0	0	12
Hearn, Trent	2	0-0	0-0	0-0	0	0-0	0	12
Bland, Rawshawn	1	0-0	0-0	0-0	0	0-0	0	6
Scott, Jeff	1	0-0	0-0	0-0	0	0-0	0	6
Tetuan, Jarod	1	0-0	0-0	0-0	0	0-0	0	6
Birt, Mitch	1	0-0	0-0	0-0	0	0-0	0	6
Hickel, Dustin	1	0-0	0-0	0-0	0	0-0	0	6
Ichabods	0	0-0	0-0	0-0	0	0-0	1	2
Total.....	26	0-5	24-26	0-0	0	0-0	1	182
Opponents.....	24	1-5	21-23	0-0	1	1-1	0	170

TOTAL OFFENSE	G	Plays	Rush	Pass	Total	Avg/G
Schuerman, Tyler	5	136	101	871	972	194.4
Moseley, Ra'Shaw	6	91	420	0	420	70.0
Brill, Jordan	4	82	-43	458	415	103.8
Hearn, Trent	5	59	219	0	219	43.8
Hickel, Dustin	5	9	12	100	112	22.4
McCann, Chris	4	20	79	0	79	19.8
Bland, Rawshawn	6	17	54	0	54	9.0
Odupitan, Mike	6	3	25	0	25	4.2
Tetuan, Jarod	6	4	21	0	21	3.5
Lamb, Josh	1	2	11	0	11	11.0
Martin, James	5	1	5	0	5	1.0
Ichabods	5	6	-2	0	-2	-0.4
Total.....	6	431	902	1429	2331	388.5
Opponents.....	6	411	1346	1170	2516	419.3

FIELD GOALS	FGM-FGA	Pct	01-19	20-29	30-39	40-49	50+	Blk
Sabel, Connor	0-5	0.0	0-0	0-2	0-0	0-3	0-0	1

FG SEQUENCE	Washburn	OPPONENTS
Colorado Mines	-	31
Langston	47	27
Emporia State	22	(30), 46
Truman	42, 27	-
Northwest Mo. St.	-	33
Pittsburg State	45	-

Numbers in (parentheses) indicate field goal was made.

PUNTING	No.	Yds	Avg	Long	TB	FC	I20	Blkd
Massey, Curtis	30	1278	42.6	56	3	4	9	0
Ichabods	1	0	0.0	0	0	0	0	1
Total.....	31	1278	41.2	56	3	4	9	1
Opponents.....	31	1067	34.4	50	1	1	7	0

KICKOFFS	No.	Yds	Avg	TB	OB	Retn	Net	YdLn
Sabel, Connor	30	1730	57.7	7	0			
Total.....	30	1730	57.7	7	0	541	39.6	25
Opponents.....	32	1884	58.9	3	4	622	39.4	25

ALL PURPOSE	G	Rush	Rec	PR	KOR	IR	Tot	Avg/G
Odupitan, Mike	6	25	341	0	221	0	587	97.8
Sissom, Sam	6	0	470	53	0	0	523	87.2
Moseley, Ra'Shaw	6	420	43	0	58	0	521	86.8
Tetuan, Jarod	6	21	68	115	284	0	488	81.3
Lehman, Cason	6	0	248	0	0	0	248	41.3
Hearn, Trent	5	219	4	0	0	0	223	44.6
Scott, Jeff	6	0	106	0	0	0	106	17.7
Bland, Rawshawn	6	54	49	0	0	0	103	17.2
Schuerman, Tyler	5	101	0	0	0	0	101	20.2
McCann, Chris	4	79	12	0	0	0	91	22.8
Terrell, Fletche	6	0	0	0	0	69	69	11.5
Hickel, Dustin	5	12	54	0	0	0	66	13.2
Talley, Henry	5	0	0	-4	0	36	32	6.4
Gould, Grant	6	0	0	0	0	31	31	5.2
Lebahn, Jake	3	0	24	0	0	0	24	8.0
Lamb, Josh	1	11	0	0	0	0	11	11.0
Hoytal, John	5	0	9	0	0	0	9	1.8
Meyer, Blake	5	0	0	0	0	5	5	1.0
Martin, James	5	5	0	0	0	0	5	1.0
Mcclendon, Terre	1	0	1	0	0	0	1	1.0
Minikwu, Taurenc	6	0	0	0	-1	0	-1	-0.2
Ichabods	5	-2	0	0	0	0	-2	-0.4
Brill, Jordan	4	-43	0	0	0	0	-43	-10.8
Total.....	6	902	1429	164	562	141	3198	533.0
Opponents.....	6	1346	1170	239	401	4	3160	526.7

Defensive Statistics

	GP	UT	AT	TT	TFL	Sacks	Int-Yds	PD	QBH	FR-Yds	FF	BLK	Saf
Gould, Grant	6	28	36	64	3-4		1-31						
Beck, Evie	6	18	17	35	8-32	3-21		1					
Ewy, Adam	6	16	18	34				3					
Corcoran, Joe	6	10	19	29	2-5	1-3		1					
Looney, Josh	6	11	13	24	1-1					1-0			
Cobb, Terell	6	10	14	24	1-1			1		1-0			
Gonzalez, Mike	5	14	9	23	3-3	1-2							
Terrell, Fletche	6	16	7	23			2-69	5				1	
Beck, Erin	6	7	16	23			1-0						
Neal, Aaron	6	9	10	19	2-8	1-4		1					
Huenefeld, Cody	6	2	12	14	2-7	1-5							
Stuckey, Calvin	6	9	4	13				2					
Bull, Nick	6	4	8	12	5-12	2-6					1		
Birt, Mitch	6	4	6	10	2-9					1-0			
Brown, Chris	6	6	4	10	1-5	1-5		1			1		
Moyer, Dustin	6	2	8	10	2-3	1-2		1					
Young, Tramaire	6	4	5	9					1				
Hemmerling, Zach	6	4	4	8	2-7	2-7						1	
Lewis, Trey	6	4	4	8	2-2					1-0		1	
Eisenbarth, Eric	6	3	5	8	2-11	2-11							
Meyer, Blake	5	4	2	6			1-5						
Minikwu, Taurenc	6	2	4	6									
Burgess, Marquet	6	5		5						1	1-0		
Talley, Henry	5	4	1	5			1-36	3					
Nichols, Blake	6	3	2	5				1		1-0			
Munson, Russell	1	1	2										
Hicks, Aaron	5		2	2									
Lehman, Cason	6	1	1	2									
Martin, James	5	1		1									
Bland, Rawshawn	6	1		1									
Kuszak, Shawn	1		1	1	1-1								
Tetuan, Jarod	6		1	1									
Ichabods	5	1		1							1	1	1
Total.....	6	204	234	438	39-111	10-66	6-141	23		6-0	4	3	1
Opponents.....	6	229	244	473	42-134	8-52	5-4	20		6-0	8	2	



Game By Game Rushing

	No-Yds/TD	MINES	LU	ESU	TSU	NWMSU	PSU	SBU	UMR	CMSU	MWSC	MSSU
Moseley,Ra'Shaw RB	91-420/5	19-108/1	13-63/2	8-11/0	17-104/2	13-44/0	21-90/0					
Hearn,Trent RB	59-219/2	14-71/1	DNP	13-19/1	12-69/0	12-41/0	8-19/0					
Schuerman,Tyler QB	26-101/2	6-18/0	3--4/0	7-35/0	7-54/2	3--2/0	DNP					
McCann,Chris FB	20-79/0	DNP	8-24/0	DNP	5-9/0	-	7-46/0					
Bland,Rawshawn FB	17-54/1	1-3/0	5-27/0	5-18/1	4-6/0	-	2-0/0					
Odupitan,Mike WR	3-25/1	1-3/0	1-14/1	-	1-8/0	-	-					
Tetuan,Jarod WR	4-21/0	-	-	-	4-21/0	-	-					
Hickel,Dustin QB	3-12/0	-	-	DNP	-	-	3-12/0					
Lamb,Josh RB	2-11/0	DNP	2-11/0	DNP	DNP	DNP	DNP					
Martin,James TE	1-5/0	-	1-5/0	-	-	-	DNP					
Ichabods	3--2/0	-	1-1/0	2--3/0	-	DNP	-					
Brill,Jordan QB	9--43/0	DNP	-	DNP	-	4-29/0	5--14/0					

Game By Game Receiving

	No-Yds/TD	MINES	LU	ESU	TSU	NWMSU	PSU	SBU	UMR	CMSU	MWSC	MSSU
Sissom,Sam WR	25-470/7	3-113/2	5-56/1	4-153/2	3-35/2	6-72/0	4-41/0					
Odupitan,Mike WR	27-341/2	4-37/0	3-27/0	2-24/0	8-121/1	6-96/1	4-36/0					
Lehman,Cason WR	16-248/2	2-11/0	5-76/0	1-20/0	2-27/1	2-19/0	4-95/1					
Scott,Jeff TE	12-106/1	1-7/0	1-18/0	-	-	3-17/0	7-64/1					
Tetuan,Jarod WR	5-68/1	-	2-27/0	-	1-5/0	2-36/1	-					
Hickel,Dustin QB	2-54/1	-	-	DNP	2-54/1	-	-					
Bland,Rawshawn FB	6-49/0	1-9/0	-	1-1/0	1-12/0	2-23/0	1-4/0					
Moseley,Ra'Shaw RB	9-43/0	3-1/0	2--8/0	1-35/0	1-8/0	1-4/0	1-3/0					
Lebahn,Jake WR	2-24/0	DNP	-	DNP	-	DNP	2-24/0					
McCann,Chris FB	2-12/0	DNP	1-2/0	DNP	1-10/0	-	-					
Hoytal,John TE	1-9/0	-	-	DNP	1-9/0	-	-					
Hearn,Trent RB	1-4/0	-	DNP	1-4/0	-	-	-					
McClendon,Terre OL	1-1/0	DNP	DNP	DNP	1-1/0	DNP	DNP					

Game By Game Passing

#16 Schuerman,Tyler	Att	Comp	Int	Pct	Yards	TD	Long	Sack	Yds	Effic
Colorado Mines	23	14	2	60.9	178	2	64	0	0	137.2
Langston	36	19	0	52.8	198	1	27	0	0	108.1
Emporia State	17	10	0	58.8	237	2	86	1	6	214.8
Truman	25	15	1	60.0	196	4	32	0	0	170.7
Northwest Mo. St.	9	6	0	66.7	62	0	18	0	0	124.5
TOTALS	110	64	3	58.2	871	9	86	1	6	146.2

#10 Brill,Jordan	Att	Comp	Int	Pct	Yards	TD	Long	Sack	Yds	Effic
Langston	3	0	0	0.0	0	0	0	0	0	0.0
Truman	7	6	0	85.7	86	1	36	0	0	236.1
Northwest Mo. St.	31	16	0	51.6	205	2	50	3	24	128.5
Pittsburg State	32	18	2	56.2	167	1	25	3	21	97.9
TOTALS	73	40	2	54.8	458	4	50	6	45	120.1

#12 Hickel,Dustin	Att	Comp	Int	Pct	Yards	TD	Long	Sack	Yds	Effic
Pittsburg State	6	5	0	83.3	100	1	35	1	1	278.3
TOTALS	6	5	0	83.3	100	1	35	1	1	278.3

#7 Lehman,Cason	Att	Comp	Int	Pct	Yards	TD	Long	Sack	Yds	Effic
Emporia State	1	0	0	0.0	0	0	0	0	0	0.0
TOTALS	1	0	0	0.0	0	0	0	0	0	0.0

Game By Game Punt Returns

	No-Yds/TD	MINES	LU	ESU	TSU	NWMSU	PSU	SBU	UMR	CMSU	MWSC	MSSU
Tetuan,Jarod	4-115	-	1-27	-	3-88	-	-					
Sissom,Sam	10-53	3-22	3-13	2-7	1-10	1-1	-					
Talley,Henry	1--4	DNP	-	-	-	1--4	-					

Game By Game Kick Returns

	No-Yds/TD	MINES	LU	ESU	TSU	NWMSU	PSU	SBU	UMR	CMSU	MWSC	MSSU
Tetuan,Jarod	13-284	2-30	1-76	2-34	1-16	1-20	6-108					
Odupitan,Mike	11-221	1-26	2-52	-	-	4-87	4-56					
Moseley,Ra'Shaw	3-58	3-58	-	-	-	-	-					



Game By Game Interception Returns

	No-Yds/TD	MINES	LU	ESU	TSU	NWMSU	PSU	SBU	UMR	CMSU	MWSC	MSSU
Terrell,Fletche	2-69	-	-	1-69	-	-	1-0					
Beck,Erin	1-0	-	-	-	1-0	-	-					
Talley,Henry	1-36	DNP	1-36	-	-	-	-					
Gould,Grant	1-31	1-31	-	-	-	-	-					
Meyer,Blake	1-5	-	-	DNP	1-5	-	-					

Game By Game Sacks

	UA-A	TOT	MINES	LU	ESU	TSU	NWMSU	PSU	SBU	UMR	CMSU	MWSC	MSSU
Beck,Evin LB	2-1	3	-	-	1-0	-	2-21	-					
Eisenbarth,Eric DE	1-1	2	-	-	2-11	-	-	-					
Bull,Nick DT	1-1	2	-	-	1-1	-	1-5	-					
Hemmerling,Zach DE	0-2	2	-	-	1-5	1-2	-	-					
Gonzalez,Mike LB	0-1	1	DNP	-	-	1-2	-	-					
Huenefeld,Cody DE	1-0	1	-	-	-	1-5	-	-					
Brown,Chris FS	0-1	1	-	-	-	-	1-5	-					
Neal,Aaron LB	0-1	1	-	-	-	-	1-4	-					
Corcoran,Joe LB	0-1	1	-	-	-	1-3	-	-					
Moyer,Dustin DE	0-1	1	-	-	-	1-2	-	-					

Game By Game Tackles for Loss

	UA-A	TOT	MINES	LU	ESU	TSU	NWMSU	PSU	SBU	UMR	CMSU	MWSC	MSSU
Beck,Evin LB	6-2	8	-	2-3	3-3	1-5	2-21	-					
Bull,Nick DT	3-2	5	-	1-1	1-1	-	2-9	1-1					
Gould,Grant LB	2-1	3	-	1-1	-	-	2-3	-					
Gonzalez,Mike LB	1-2	3	DNP	1-0	-	1-2	1-1	-					
Birt,Mitch DE	1-1	2	1-8	-	1-1	-	-	-					
Moyer,Dustin DE	0-2	2	-	1-1	-	1-2	-	-					
Hemmerling,Zach DE	0-2	2	-	-	1-5	1-2	-	-					
Neal,Aaron LB	1-1	2	1-4	-	-	-	1-4	-					
Corcoran,Joe LB	0-2	2	-	-	-	1-3	1-2	-					
Lewis,Trey DT	1-1	2	-	-	1-1	-	-	1-1					
Huenefeld,Cody DE	1-1	2	-	-	1-2	1-5	-	-					
Eisenbarth,Eric DE	1-1	2	-	-	2-11	-	-	-					
Kuszak,Shawn LB	0-1	1	DNP	1-1	DNP	DNP	DNP	DNP					
Looney,Josh LB	0-1	1	-	-	1-1	-	-	-					
Cobb,Terell LB	0-1	1	-	-	-	-	1-1	-					
Brown,Chris FS	0-1	1	-	-	-	-	1-5	-					

Game By Game Tackles - Leaders

	UA-A	TOT	MINES	LU	ESU	TSU	NWMSU	PSU	SBU	UMR	CMSU	MWSC	MSSU
Gould,Grant LB	28-36	64	5-11	4-3	6-12	4-3	6-2	3-5					
Beck,Evin LB	18-17	35	4-2	5-1	3-7	1-1	3-2	2-4					
Ewy,Adam FS	16-18	34	5-7	1-1	3-3	1-1	3-4	3-2					
Corcoran,Joe LB	10-19	29	4-3	0-1	3-6	0-3	3-3	0-3					
Cobb,Terell LB	10-14	24	2-2	2-3	1-3	1-2	0-3	4-1					
Looney,Josh LB	11-13	24	3-2	2-3	2-6	0-1	2-0	2-1					
Terrell,Fletche DB	16-7	23	3-2	2-1	5-3	0-1	3-0	3-0					
Beck,Erin DB	7-16	23	1-1	3-6	1-4	0-3	0-1	2-1					
Gonzalez,Mike LB	14-9	23	DNP	2-1	0-1	3-2	6-3	3-2					
Neal,Aaron LB	9-10	19	3-0	2-1	1-2	2-2	1-3	0-2					
Huenefeld,Cody DE	2-12	14	0-2	0-2	0-4	1-1	0-2	1-1					
Stuckey,Calvin DB	9-4	13	3-0	0-1	1-0	0-1	2-2	3-0					
Bull,Nick DT	4-8	12	-	1-1	1-4	0-1	2-1	0-1					
Birt,Mitch DE	4-6	10	1-2	0-1	0-2	2-0	1-1	-					
Moyer,Dustin DE	2-8	10	0-1	0-2	1-0	0-2	0-3	1-0					
Brown,Chris FS	6-4	10	0-1	1-0	3-0	1-2	0-1	1-0					
Young,Tramaine DB	4-5	9	1-0	1-0	0-1	1-3	-	1-1					
Hemmerling,Zach DE	4-4	8	1-0	1-0	0-2	1-2	-	1-0					
Eisenbarth,Eric DE	3-5	8	1-0	1-1	1-2	-	-	0-2					
Lewis,Trey DT	4-4	8	-	-	3-1	0-1	-	1-2					
Meyer,Blake FS	4-2	6	-	0-1	DNP	2-0	1-1	1-0					
Minikwu,Taurenc LB	2-4	6	0-1	1-0	0-1	0-1	1-1	-					
Burgess,Marquet	5-0	5	-	1-0	2-0	-	1-0	1-0					
Talley,Henry DB	4-1	5	DNP	0-1	-	-	1-0	3-0					
Nichols,Blake DT	3-2	5	-	2-0	1-2	-	-	-					

Ichabod Red Zone Stats

Date	Opponent	Score	Times In RZ	Times Scored	Total Pts	TDs	Rush TDs	Pass TDs	FGs Made	---- Failed to score inside RZ ----	FGA	Downs	Int	Fumb	Half	Game
Aug 28	Colorado Mines	L 27-34	2	2	14	2	2	0	0	0	0	0	0	0	0	0
Sep 04	Langston	W 30-7	4	3	21	3	2	1	0	1	0	0	0	0	0	0
*Sep 11	Emporia State	W 28-10	3	2	14	2	2	0	0	1	0	0	0	0	0	0
*Sep 18	at Truman	W 62-0	7	6	41	6	3	3	0	1	0	0	0	0	0	0
*Sep 25	Northwest Mo. St.	L 21-49	1	0	0	0	0	0	0	0	1	0	0	0	0	0
*Oct 02	at Pittsburg State	L 14-70	2	1	7	1	0	1	0	0	0	0	0	0	1	0
Totals	14 of 19 (73.7%)		19	14	97	14	9	5	0	3	1	0	0	1	0	

Opponent Red Zone Stats

Date	Opponent	Score	Times In RZ	Times Scored	Total Pts	TDs	Rush TDs	Pass TDs	FGs Made	---- Failed to score inside RZ ----	FGA	Downs	Int	Fumb	Half	Game
Aug 28	Colorado Mines	L 27-34	5	4	27	4	2	2	0	1	0	0	0	0	0	0
Sep 04	Langston	W 30-7	1	0	0	0	0	0	0	1	0	0	0	0	0	0
*Sep 11	Emporia State	W 28-10	3	2	10	1	1	0	1	0	1	0	0	0	0	0
*Sep 18	at Truman	W 62-0	0	0	0	0	0	0	0	0	0	0	0	0	0	0
*Sep 25	Northwest Mo. St.	L 21-49	6	5	35	5	2	3	0	1	0	0	0	0	0	0
*Oct 02	at Pittsburg State	L 14-70	3	3	22	3	2	1	0	0	0	0	0	0	0	0
Totals	14 of 18 (77.8%)		18	14	94	13	7	6	1	3	1	0	0	0	0	0

Ichabod 3rd down conversions

Date	Opponent	Score	Overall	1st Qtr	2nd Qtr	3rd Qtr	4th Qtr	OT Qtr
Aug 28	Colorado Mines	L 27-34	7-17 41.2%	4-5 80.0%	1-5 20.0%	0-2 0.0%	2-5 40.0%	
Sep 04	Langston	W 30-7	9-18 50.0%	0-1 0.0%	4-6 66.7%	5-8 62.5%	0-3 0.0%	
Sep 11	Emporia State	W 28-10	4-12 33.3%	1-2 50.0%	0-3 0.0%	1-3 33.3%	2-4 50.0%	
Sep 18	at Truman	W 62-0	6-11 54.5%	2-2 100.0%	3-4 75.0%	1-3 33.3%	0-2 0.0%	
Sep 25	Northwest Mo. St.	L 21-49	5-17 29.4%	2-4 50.0%	1-6 16.7%	1-5 20.0%	1-2 50.0%	
Oct 02	at Pittsburg State	L 14-70	5-15 33.3%	0-4 0.0%	2-5 40.0%	1-3 33.3%	2-3 66.7%	
	Washburn		36-90 40.0%	9-18 50.0%	11-29 37.9%	9-24 37.5%	7-19 36.8%	0-0 0.0%
	Opponents		37-85 43.5%	11-19 57.9%	9-20 45.0%	6-21 28.6%	11-25 44.0%	0-0 0.0%

Ichabod 4th down conversions

Date	Opponent	Score	Overall	1st Qtr	2nd Qtr	3rd Qtr	4th Qtr	OT Qtr
Aug 28	Colorado Mines	L 27-34	3-5 60.0%	1-1 100.0%	1-1 100.0%	0-1 0.0%	1-2 50.0%	
Sep 04	Langston	W 30-7	0-0 0.0%	0-0 0.0%	0-0 0.0%	0-0 0.0%	0-0 0.0%	
Sep 11	Emporia State	W 28-10	1-2 50.0%	0-0 0.0%	0-0 0.0%	0-1 0.0%	1-1 100.0%	
Sep 18	at Truman	W 62-0	0-0 0.0%	0-0 0.0%	0-0 0.0%	0-0 0.0%	0-0 0.0%	
Sep 25	Northwest Mo. St.	L 21-49	2-5 40.0%	0-1 0.0%	1-2 50.0%	0-1 0.0%	1-1 100.0%	
Oct 02	at Pittsburg State	L 14-70	1-2 50.0%	1-1 100.0%	0-1 0.0%	0-0 0.0%	0-0 0.0%	
	Washburn		7-14 50.0%	2-3 66.7%	2-4 50.0%	0-3 0.0%	3-4 75.0%	0-0 0.0%
	Opponents		1-9 11.1%	0-1 0.0%	1-3 33.3%	0-0 0.0%	0-5 0.0%	0-0 0.0%

Ichabod Time of Possession

Date	Opponent	Score	Overall	1st Qtr	2nd Qtr	3rd Qtr	4th Qtr	OT Qtr
Aug 28	Colorado Mines	L 27-34	34:40	10:08	7:47	8:47	7:58	
Sep 04	Langston	W 30-7	29:21	5:17	9:36	9:19	5:09	
Sep 11	Emporia State	W 28-10	24:33	5:02	4:41	6:39	8:11	
Sep 18	at Truman	W 62-0	34:46	7:57	9:24	9:29	7:56	
Sep 25	Northwest Mo. St.	L 21-49	29:55	9:03	8:30	6:36	5:46	
Oct 02	at Pittsburg State	L 14-70	34:06	9:10	9:36	6:38	8:42	
	Washburn	Total	187:21	46:37	49:34	47:28	43:42	0:00
		Avg.	31:13	7:46	8:15	7:54	7:17	0:00
	Opponents	Total	172:39	43:23	40:26	42:32	46:18	0:00
		Avg.	28:46	7:13	6:44	7:05	7:43	0:00

Ichabod Game by Game

Date	Opponent	---RUSHING---			--RECEIVING--			-----PASSING-----			--KICK RET--			--PUNT RET--			All					
		No.	Yds	TD	Lg	No.	Yds	TD	Lg	Att-Cmp-Int	Yds	TD	Lg	No	Yds	TD	Lg	No	Yds	TD	Lg	Purp
Aug 28, 2004	COLORADO MINES	41	203	2	31	14	178	2	64	23-14-2	178	2	64	6	114	0	26	3	22	0	12	548
Sep 04, 2004	LANGSTON	34	141	3	31	19	198	1	27	39-19-0	198	1	27	3	128	0	76	4	40	0	27	543
Sep 11, 2004	EMPORIA STATE	35	80	2	17	10	237	2	86	18-10-0	237	2	86	3	33	0	27	2	7	0	6	426
Sep 18, 2004	at Truman	50	271	4	31	21	282	5	36	33-21-1	282	5	36	1	16	0	16	4	98	0	48	672
Sep 25, 2004	NORTHWEST MO. ST.	32	54	0	20	22	267	2	50	40-22-0	267	2	50	5	107	0	23	2	-3	0	1	425
Oct 02, 2004	at Pittsburg State	46	153	0	20	23	267	2	35	40-23-2	267	2	35	10	164	0	32	0	0	0	0	584
	Totals	238	902	11	31	109	1429	14	86	193-109-5	1429	14	86	28	562	0	76	15	164	0	48	3198
	Opponent	220	1346	12	77	102	1170	12	62	191-102-6	1170	12	62	23	401	0	49	17	239	0	40	3160

Date	Opponent	-----TACKLES-----			-SACKS-		-FUMBLE-			Pass Brk	Blkd Kick	-Kicks-XPTS-			Rcv	Saf	Pts
		Solo	Ast	Total	TFL-Yds	No-Yds	FF	FR-Yds	Int-Yds			QBH	Att-Mad	Run			
Aug 28, 2004	COLORADO MINES	38	38	76	2-12	0-0	1	0-0	1-31	0	3	2	4-3	0	0	0	27
Sep 04, 2004	LANGSTON	34	34	68	7-7	0-0	2	2-0	1-36	0	6	0	4-4	0	0	1	30
Sep 11, 2004	EMPORIA STATE	39	66	105	11-25	5-17	0	1-0	1-69	0	8	0	4-4	0	0	0	28
Sep 18, 2004	at Truman	20	34	54	6-19	5-14	0	2-0	2-5	0	4	0	9-8	0	0	0	62
Sep 25, 2004	NORTHWEST MO. ST.	37	34	71	11-46	5-35	1	1-0	0-0	0	0	1	3-3	0	0	0	21
Oct 02, 2004	at Pittsburg State	36	28	64	2-2	0-0	0	0-0	1-0	0	2	0	2-2	0	0	0	14
	Totals	204	234	438	39-111	15-66	4	6-0	6-141	0	23	3	26-24	0	0	1	182
	Opponent	229	244	473	42-134	11-52	8	6-0	5-4	0	20	2	23-21	0	1	0	170


Date	Opponent	PUNTING									FIELD GOALS		
		No	Yds	Avg	Long	Blkd	TB	FC	50+	120	Att-Made	Lg	Blkd
Aug 28, 2004	COLORADO MINES	4	165	41.2	54	0	0	0	1	1	0-0	0	0
Sep 04, 2004	LANGSTON	7	252	36.0	48	1	1	1	0	3	1-0	0	1
Sep 11, 2004	EMPORIA STATE	5	215	43.0	53	0	0	1	2	2	1-0	0	0
Sep 18, 2004	at Truman	3	114	38.0	42	0	1	1	0	1	2-0	0	0
Sep 25, 2004	NORTHWEST MO. ST.	6	276	46.0	49	0	0	0	0	0	0-0	0	0
Oct 02, 2004	at Pittsburg State	6	256	42.7	56	0	1	1	1	2	1-0	0	0
	Totals	31	1278	41.2	56	1	3	4	4	9	5-0	0	1
	Opponent	31	1067	34.4	50	0	1	1	1	7	5-1	30	2

Opponent Game by Game

Date	Opponent	---RUSHING---			--RECEIVING--			-----PASSING-----			--KICK RET--			--PUNT RET--			All					
		No.	Yds	TD	Lg	No.	Yds	TD	Lg	Att-Cmp-Int	Yds	TD	Lg	No	Yds	TD	Lg	No	Yds	TD	Lg	Purp
Aug 28, 2004	COLORADO MINES	26	172	2	69	31	267	3	26	43-31-1	267	3	26	4	69	0	27	2	50	0	40	558
Sep 04, 2004	LANGSTON	41	194	0	26	10	141	1	26	30-10-1	141	1	26	2	25	0	13	3	32	0	10	392
Sep 11, 2004	EMPORIA STATE	46	151	1	23	21	231	0	22	43-21-1	231	0	22	5	75	0	23	3	34	0	26	491
Sep 18, 2004	at Truman	24	67	0	18	12	89	0	22	33-12-2	89	0	22	6	112	0	49	0	0	0	0	268
Sep 25, 2004	NORTHWEST MO. ST.	39	224	3	44	18	267	4	62	25-18-0	267	4	62	3	62	0	22	5	101	0	37	654
Oct 02, 2004	at Pittsburg State	44	538	6	77	10	175	4	45	17-10-1	175	4	45	3	58	0	24	4	22	0	9	797
	Opponent totals	220	1346	12	77	102	1170	12	62	191-102-6	1170	12	62	23	401	0	49	17	239	0	40	3160
	Washburn	238	902	11	31	109	1429	14	86	193-109-5	1429	14	86	28	562	0	76	15	164	0	48	3198

Date	Opponent	-----TACKLES-----			-SACKS-		-FUMBLE-			QBH	Pass		Blkd Kick	-Kicks-XPTS-			Saf	Pts
		Solo	Ast	Total	TFL-Yds	No-Yds	FF	FR-Yds	Int-Yds		Brk	Kick		Att-Mad	Run	Rcv		
Aug 28, 2004	COLORADO MINES	41	40	81	5-7	0-0	1	1-0	2-0	0	2	0	5-4	0	0	0	34	
Sep 04, 2004	LANGSTON	28	46	74	10-30	0-0	1	1-0	0-0	0	2	2	1-1	0	0	0	7	
Sep 11, 2004	EMPORIA STATE	29	26	55	4-14	1-6	0	0-0	0-0	0	2	0	1-1	0	0	0	10	
Sep 18, 2004	at Truman	46	36	82	4-8	0-0	0	1-0	1-0	0	1	0	0-0	0	0	0	0	
Sep 25, 2004	NORTHWEST MO. ST.	34	48	82	11-47	4-24	2	2-0	0-0	0	9	0	7-7	0	0	0	49	
Oct 02, 2004	at Pittsburg State	51	48	99	8-28	6-22	4	1-0	2-4	0	4	0	9-8	0	1	0	70	
	Opponent totals	229	244	473	42-134	11-52	8	6-0	5-4	0	20	2	23-21	0	1	0	170	
	Washburn	204	234	438	39-111	15-66	4	6-0	6-141	0	23	3	26-24	0	0	1	182	

Date	Opponent	PUNTING									FIELD GOALS		
		No	Yds	Avg	Long	Blkd	TB	FC	50+	120	Att-Made	Lg	Blkd
Aug 28, 2004	COLORADO MINES	5	187	37.4	50	0	1	0	1	2	1-0	0	1
Sep 04, 2004	LANGSTON	6	192	32.0	40	0	0	1	0	0	1-0	0	0
Sep 11, 2004	EMPORIA STATE	3	114	38.0	47	0	0	0	0	1	2-1	30	0
Sep 18, 2004	at Truman	10	331	33.1	48	0	0	0	0	1	0-0	0	0
Sep 25, 2004	NORTHWEST MO. ST.	5	160	32.0	35	0	0	0	0	1	1-0	0	1
Oct 02, 2004	at Pittsburg State	2	83	41.5	43	0	0	0	0	2	0-0	0	0
	Opponent totals	31	1067	34.4	50	0	1	1	1	7	5-1	30	2
	Washburn	31	1278	41.2	56	1	3	4	4	9	5-0	0	1



Individual Game Highs

Rushes	21	Moseley, Ra'Shaw at Pittsburg State (Oct 02)
Yards Rushing	108	Moseley, Ra'Shaw vs Colorado Mines (Aug 28)
TD Rushes	2	Moseley, Ra'Shaw vs Langston (Sep 04)
		Moseley, Ra'Shaw at Truman (Sep 18)
		Schuerman, Tyler at Truman (Sep 18)
Long Rush	31	Moseley, Ra'Shaw vs Colorado Mines (Aug 28)
		Moseley, Ra'Shaw vs Langston (Sep 04)
		Schuerman, Tyler at Truman (Sep 18)
Pass attempts	36	Schuerman, Tyler vs Langston (Sep 04)
Pass completions	19	Schuerman, Tyler vs Langston (Sep 04)
Yards Passing	237	Schuerman, Tyler vs Emporia State (Sep 11)
TD Passes	4	Schuerman, Tyler at Truman (Sep 18)
Long Pass	86	Schuerman, Tyler vs Emporia State (Sep 11)
Receptions	8	Odupitan, Mike at Truman (Sep 18)
Yards Receiving	153	Sissom, Sam vs Emporia State (Sep 11)
TD Receptions	2	Sissom, Sam vs Colorado Mines (Aug 28)
		Sissom, Sam vs Emporia State (Sep 11)
		Sissom, Sam at Truman (Sep 18)
Long Reception	86	Sissom, Sam vs Emporia State (Sep 11)
Field Goals	0	
Long Field Goal	0	
Punts	6	Massey, Curtis vs Langston (Sep 04)
		Massey, Curtis vs Northwest Mo. St. (Sep 25)
		Massey, Curtis at Pittsburg State (Oct 02)
Punting Avg	46.0	Massey, Curtis vs Northwest Mo. St. (Sep 25)
Long Punt	56	Massey, Curtis at Pittsburg State (Oct 02)
Long Punt Return	48	Tetuan, Jarod at Truman (Sep 18)
Long Kickoff Return	76	Tetuan, Jarod vs Langston (Sep 04)
Tackles	18	Gould, Grant vs Emporia State (Sep 11)
Sacks	2.0	Eisenbarth, Eric vs Emporia State (Sep 11)
		Beck, Evin vs Northwest Mo. St. (Sep 25)
Tackles For Loss	3.0	Beck, Evin vs Emporia State (Sep 11)
Interceptions	1	Gould, Grant vs Colorado Mines (Aug 28)
		Talley, Henry vs Langston (Sep 04)
		Terrell, Fletche vs Emporia State (Sep 11)
		Meyer, Blake at Truman (Sep 18)
		Beck, Erin at Truman (Sep 18)
		Terrell, Fletche at Pittsburg State (Oct 02)

Team Game Highs


Rushes	50	at Truman (Sep 18)
Yards Rushing	271	at Truman (Sep 18)
Yards Per Rush	5.4	at Truman (Sep 18)
TD Rushes	4	at Truman (Sep 18)
Pass attempts	40	vs Northwest Mo. St. (Sep 25)
		at Pittsburg State (Oct 02)
Pass completions	23	at Pittsburg State (Oct 02)
Yards Passing	282	at Truman (Sep 18)
Yards Per Pass	13.2	vs Emporia State (Sep 11)
TD Passes	5	at Truman (Sep 18)
Total Plays	86	at Pittsburg State (Oct 02)
Total Offense	553	at Truman (Sep 18)
Yards Per Play	6.7	at Truman (Sep 18)
Points	62	at Truman (Sep 18)
Sacks By	4	vs Northwest Mo. St. (Sep 25)
First Downs	29	at Truman (Sep 18)
Penalties	16	vs Emporia State (Sep 11)
Penalty Yards	135	vs Langston (Sep 04)
Turnovers	3	vs Colorado Mines (Aug 28)
		at Pittsburg State (Oct 02)
Interceptions By	2	at Truman (Sep 18)

Opponent Individual Game Highs

Rushes	20	Richter, Jake, vs Emporia State (Sep 11)
Yards Rushing	186	Race, Germaine, at Pittsburg State (Oct 02)
TD Rushes	3	Race, Germaine, at Pittsburg State (Oct 02)
Long Rush	77	Race, Germaine, at Pittsburg State (Oct 02)
Pass attempts	42	Friedhauf, Chad, vs Colorado Mines (Aug 28)
		Hatfield, Tad, vs Emporia State (Sep 11)
Pass completions	31	Friedhauf, Chad, vs Colorado Mines (Aug 28)
Yards Passing	267	Friedhauf, Chad, vs Colorado Mines (Aug 28)
TD Passes	4	Lamberson, Josh, vs Northwest Mo. St. (Sep 25)
Long Pass	62	Lamberson, Josh, vs Northwest Mo. St. (Sep 25)
Receptions	11	Gallas, Justin, vs Colorado Mines (Aug 28)
Yards Receiving	110	Gallas, Justin, vs Colorado Mines (Aug 28)
TD Receptions	2	Rector, Jamaica, vs Northwest Mo. St. (Sep 25)
Long Reception	62	White, Morris, vs Northwest Mo. St. (Sep 25)
Field Goals	1	Gray, Justin, vs Emporia State (Sep 11)
Long Field Goal	30	Gray, Justin, vs Emporia State (Sep 11)
Punts	10	Kamphoefner, M., at Truman (Sep 18)
Punting Avg	41.5	Majors, Andy, at Pittsburg State (Oct 02)
Long Punt	50	Medina, Danny, vs Colorado Mines (Aug 28)
Long Punt Return	40	Gallas, Justin, vs Colorado Mines (Aug 28)
Long Kickoff Return	49	Douglas, Jason, at Truman (Sep 18)
Tackles	13	Leger, Daniel, vs Colorado Mines (Aug 28)
Sacks	3.0	Warlop, Casey, at Pittsburg State (Oct 02)
Tackles For Loss	3.0	Warlop, Casey, at Pittsburg State (Oct 02)
Interceptions	2	Miller, Tim, vs Colorado Mines (Aug 28)


Opponent Team Game Highs

Rushes	46	vs Emporia State (Sep 11)
Yards Rushing	538	at Pittsburg State (Oct 02)
Yards Per Rush	12.2	at Pittsburg State (Oct 02)
TD Rushes	6	at Pittsburg State (Oct 02)
Pass attempts	43	vs Colorado Mines (Aug 28)
		vs Emporia State (Sep 11)
Pass completions	31	vs Colorado Mines (Aug 28)
Yards Passing	267	vs Colorado Mines (Aug 28)
		vs Northwest Mo. St. (Sep 25)
Yards Per Pass	10.7	vs Northwest Mo. St. (Sep 25)
TD Passes	4	vs Northwest Mo. St. (Sep 25)
		at Pittsburg State (Oct 02)
Total Plays	89	vs Emporia State (Sep 11)
Total Offense	713	at Pittsburg State (Oct 02)
Yards Per Play	11.7	at Pittsburg State (Oct 02)
Points	70	at Pittsburg State (Oct 02)
Sacks By	4	at Pittsburg State (Oct 02)
First Downs	28	at Pittsburg State (Oct 02)
Penalties	13	vs Langston (Sep 04)
		vs Emporia State (Sep 11)
Penalty Yards	110	vs Emporia State (Sep 11)
Turnovers	4	at Truman (Sep 18)
Interceptions By	2	vs Colorado Mines (Aug 28)
		at Pittsburg State (Oct 02)




Ichabod Scoring Drives

Game	Qtr	Time	Scoring play	Conversion	Plays-Yards	TOP
Colorado School of Mines						
	1st	10:42	Sissom,Sam 38 yd pass from Schuerman,Tyler	Sabel,Connor kick failed	9-68	4:18
	1st	04:17	Hearn,Trent 4 yd run	Sabel,Connor kick	11-75	4:21
	2nd	03:10	Moseley,Ra'Shaw 13 yd run	Sabel,Connor kick	6-38	2:24
	4th	07:52	Sissom,Sam 64 yd pass from Schuerman,Tyler	Sabel,Connor kick	4-92	1:36
Langston						
	1st	11:29	Moseley,Ra'Shaw 24 yd run	Sabel,Connor kick	6-68	2:28
	1st	04:22	Sissom,Sam 14 yd pass from Schuerman,Tyler	Sabel,Connor kick	3-19	1:09
	2nd	08:35	Moseley,Ra'Shaw 1 yd run	Sabel,Connor kick	11-80	5:34
	3rd	00:42	Odupitan,Mike 14 yd run	Sabel,Connor kick	4-30	1:20
	4th	13:20	Ichabods safety			
Emporia State						
	1st	09:45	Sissom,Sam 36 yd pass from Schuerman,Tyler	Sabel,Connor kick	5-80	1:35
	1st	04:40	Hearn,Trent 3 yd run	Sabel,Connor kick	3-11	1:18
	4th	05:32	Sissom,Sam 86 yd pass from Schuerman,Tyler	Sabel,Connor kick	3-86	0:53
	4th	02:24	Bland,Rawshawn 7 yd run	Sabel,Connor kick	5-46	2:09
Truman State						
	1st	10:58	Schuerman,Tyler 31 yd run	Sabel,Connor kick	9-81	4:02
	1st	07:09	Schuerman,Tyler 1 yd run	Sabel,Connor kick	5-35	2:02
	2nd	14:02	Sissom,Sam 12 yd pass from Schuerman,Tyler	Sabel,Connor kick	6-59	1:04
	2nd	09:17	Moseley,Ra'Shaw 2 yd run	Sabel,Connor kick	6-37	2:25
	2nd	03:33	Moseley,Ra'Shaw 7 yd run	Sabel,Connor kick	11-82	4:28
	2nd	00:33	Lehman,Cason 14 yd pass from Schuerman,Tyler	Sabel,Connor kick	4-30	0:22
	2nd	00:25	Sissom,Sam 12 yd pass from Schuerman,Tyler	Sabel,Connor kick failed	1-12	0:08
	3rd	09:23	Odupitan,Mike 21 yd pass from Schuerman,Tyler	Sabel,Connor kick	1-21	0:07
	4th	14:31	Hickel,Dustin 36 yd pass from Brill,Jordan	Sabel,Connor kick	3-48	1:24
Northwest Missouri						
	1st	01:53	Birt,Mitch 0 yd fumble recovery	Sabel,Connor kick	--	--
	2nd	00:00	Odupitan,Mike 50 yd pass from Brill,Jordan	Sabel,Connor kick	5-73	0:35
	4th	04:46	Tetuan,Jarod 30 yd pass from Brill,Jordan	Sabel,Connor kick	10-80	4:36
Pittsburg State						
	2nd	07:12	Scott,Jeff 8 yd pass from Brill,Jordan	Sabel,Connor kick	10-75	4:19
	4th	12:28	Lehman,Cason 34 yd pass from Hickel,Dustin	Sabel,Connor kick	6-93	2:24



Opponent Scoring Drives

Opp	Qtr	Time	Scoring play	Conversion	Plays-Yards	TOP
Colorado School of Mines						
	1st	08:45	Friehauf,Chad 2 yd run	Abel,Aaron kick blockd	4-80	1:53
	1st	01:22	Friehauf,Chad 15 yd run	Abel,Aaron kick	6-59	2:48
	2nd	12:21	Hollinshead,R 15 yd pass from Friehauf,Chad	Abel,Aaron kick	4-41	1:20
	2nd	08:55	Gallas,Justin 26 yd pass from Friehauf,Chad	Abel,Aaron kick	3-34	1:29
	4th	04:55	Chan,Jonny 10 yd pass from Friehauf,Chad	Abel,Aaron kick	11-77	2:53
Langston						
	4th	05:32	Early,Jimmy 26 yd pass from Williams,Tony	Jacobs,Israel kick	12-93	5:49
Emporia State						
	1st	11:22	Gray,Justin 30 yd field goal		4-5	1:31
	2nd	13:43	Gonzalez,Jovani 1 yd run	Gray,Justin kick	13-70	5:52
Truman State						
	No scoring drives					
Northwest Missouri						
	1st	10:18	Rector,Jamaica 9 yd pass from Lamberson,Josh	Berlanga,Luis kick	5-63	2:25
	1st	08:46	Omon,Xavier 4 yd run	Berlanga,Luis kick	4-24	0:45
	2nd	14:15	Rector,Jamaica 15 yd pass from Lamberson,Josh	Berlanga,Luis kick	7-73	2:30
	2nd	11:42	White,Morris 62 yd pass from Lamberson,Josh	Berlanga,Luis kick	1-62	0:09
	2nd	02:34	Lamberson,Josh 24 yd run	Berlanga,Luis kick	4-48	1:33
	2nd	00:40	Omon,Xavier 1 yd run	Berlanga,Luis kick	3-33	0:49
	3rd	13:26	Falkner,E.J. 20 yd pass from Lamberson,Josh	Berlanga,Luis kick	5-72	1:26
Pittsburg State						
	1st	09:26	Race,Germaine 10 yd run	Hellwig,Ryan pass	6-39	2:53
	1st	03:02	Austin,Tim 45 yd pass from Philpot,Neal	Alleman,Nathan kick	5-86	1:48
	1st	00:35	Ward,Mike 26 yd pass from Philpot,Neal	Alleman,Nathan kick	5-69	1:09
	2nd	11:35	Majors,Andy 38 yd run	Alleman,Nathan kick	2-42	0:47
	2nd	05:34	Race,Germaine 77 yd run	Alleman,Nathan kick	3-85	1:33
	2nd	01:47	Collums,Tyler 3 yd pass from Philpot,Neal	Alleman,Nathan kick	5-28	2:34
	3rd	12:21	Race,Germaine 29 yd run	Alleman,Nathan kick failed	5-71	2:31
	3rd	08:07	Philpot,Neal 6 yd run	Alleman,Nathan kick	4-90	1:40
	3rd	04:02	Bean,Justin 39 yd pass from Majors,Andy	Alleman,Nathan kick	4-80	1:41
	4th	04:13	Majors,Andy 38 yd run	Alleman,Nathan kick	5-50	2:37



TOPEKA - The Washburn Ichabods fell in their season opener 34-27 to the Colorado School of Mines. The Orediggers scored the winning touchdown with 4:55 to play in the fourth quarter to hand Washburn the loss. The Ichabods will take on Langston University next weekend on Sept. 4 at 6 p.m. in Yager Stadium.

The Ichabods opened the game with a 68-yard, 9-play touchdown drive that was capped by a 38-yard touchdown pass from Tyler Schuerman to Sam Sissom. It was the first of two touchdown passes from the duo of Schuerman to Sissom. However, the extra point attempt missed and the Ichabods led 6-0. The Orediggers would take the ensuing kickoff and score a touchdown of their own, but like the Ichabods could not convert on the extra point.

Both teams would trade touchdown drives to wrap up the first quarter with the score locked at 13. The Ichabods scored a 4-yard touchdown run by Trent Hearn. Mines would score the next 14 points of the game to take a 27-13 lead. The Ichabods would cut into the lead before halftime on a Ra'Shawn Moseley 13-yard scamper to decrease the margin to seven.

In the second half, the Ichabods and Orediggers would go scoreless in the third quarter. The Ichabods struck next on Sissom's second touchdown of the afternoon - a 64-yard strike from Schuerman that tied the score at 27 with 7:52 remaining. The Orediggers took the kickoff and then marched 77 yards in 11 plays as Chad Friehauf connected with Jonny Chan on a 10-yard touchdown pass.

Moseley finished the game with 108 yards rushing and Hearn finished with 71 yards. Schuerman was 14 of 23 with two tipped interceptions and 178 yards.

Sissom would finished with 113 yards receiving and three receptions for a 37.7 yard per catch average. The Ichabod defense was led by Grant Gould who had 15 tackles and an interception return of 31 yards. Adam Ewy had 12 tackles.



Redshirt freshman Ra'Shawn Moseley had 19 carries for 108 yards and one touchdown in the season opener against Colorado Mines. He also had three kickoff returns for 58 yards.

ICHABOD INSIDER

CSM	13	14	0	7	- 34
WU	13	7	0	7	- 27

Scoring Summary:

1st Quarter

10:42 WU - Sissom, Sam 38 yd pass from Schuerman, Tyler (Sabel, Connor kick failed), 9-68 4:18, MINES 0 - WU 6
 08:45 MINES - Friehauf, Chad 2 yd run (Abel, Aaron kick blockd), 4-80 1:53, MINES 6 - WU 6
 04:17 WU - Hearn, Trent 4 yd run (Sabel, Connor kick), 11-75 4:21, MINES 6 - WU 13
 01:22 MINES - Friehauf, Chad 15 yd run (Abel, Aaron kick), 6-59 2:48, MINES 13 - WU 13

2nd Quarter

12:21 MINES - Hollinshead, R 15 yd pass from Friehauf, Chad (Abel, Aaron kick), 4-41 1:20, MINES 20 - WU 13
 08:55 MINES - Gallas, Justin 26 yd pass from Friehauf, Chad (Abel, Aaron kick), 3-34 1:29, MINES 27 - WU 13
 03:10 WU - Moseley, Ra'Shawn 13 yd run (Sabel, Connor kick), 6-38 2:24, MINES 27 - WU 20


4th Quarter

07:52 WU - Sissom, Sam 64 yd pass from Schuerman, Tyler (Sabel, Connor kick), 4-92 1:36, MINES 27 - WU 27
 04:55 MINES - Chan, Jonny 10 yd pass from Friehauf, Chad (Abel, Aaron kick), 11-77 2:53, MINES 34 - WU 27

Team Statistics:	MINES	WU
FIRST DOWNS	23	15
RUSHES-YARDS (NET)	26-172	41-203
PASSING YDS (NET)	267	178
Passes Att-Comp-Int	43-31-1	23-14-2
TOTAL OFFENSE PLAYS-YARDS	69-439	64-381
Fumble Returns-Yards	0-0	0-0
Punt Returns-Yards	2-50	3-22
Kickoff Returns-Yards	4-69	6-114
Interception Returns-Yards	2-0	1-31
Punts (Number-Avg)	5-37.4	4-41.2
Fumbles-Lost	1-0	1-1
Penalties-Yards	3-32	7-50
Possession Time	25:20	34:40
Third-Down Conversions	9 of 15	7 of 17
Fourth-Down Conversions	0 of 0	3 of 5
Red-Zone Scores-Chances	4-5	2-2
Sacks By: Number-Yards	0-0	0-0

Individual Statistics:

RUSHING: Colorado Mines-Florendo, Bryan 3-85; Vanhorn, Craig 14-70; Friehauf, Chad 8-25; Chan, Jonny 1-minus 8. Washburn-Moseley, Ra'Shawn 19-108; Hearn, Trent 14-71; Schuerman, Tyler 6-18; Bland, Rawshawn 1-3; Oduipitan, Mike 1-3.
PASSING: Colorado Mines-Friehauf, Chad 31-42-1-267; TM 0-1-0-0. Washburn-Schuerman, Tyler 14-23-2-178.
RECEIVING: Colorado Mines-Gallas, Justin 11-110; Vanhorn, Craig 7-43; Chan, Jonny 5-53; Hollinshead, R 2-20; Florendo, Bryan 2-20; Lis, Derek 2-18; Dykstra, Derek 2-3. Washburn-Oduipitan, Mike 4-37; Sissom, Sam 3-113; Moseley, Ra'Shawn 3-1; Lehman, Cason 2-11; Bland, Rawshawn 1-9; Scott, Jeff 1-7.
INTERCEPTIONS: Colorado Mines-Miller, Tim 2-0. Washburn-Gould, Grant 1-31.



TOPEKA - The Washburn Ichabods picked up their first win of the season with a 30-7 victory over Langston. The Ichabods evened their record to 1-1.

After forcing the Lions into a three-and-out the first drive of the game, the Ichabods drove 68 yards in six plays to take an early lead they would not let go of. Ra'Shawn Moseley capped the drive with a 24-yard touchdown run.

The Ichabods would score the next 23 points of the game before Langston would get on the scoreboard with 5:32 remaining. The Ichabod scoring drives were of 19, 80 and 30 yards. One of them was through the air as Sam Sissom caught his third touchdown pass of the season from Tyler Schuerman with 4:22 left in the first quarter.

Moseley would finish off the 80 yard drive with his second touchdown score of the game and Mike Odupitan would score a 14-yard touchdown run on an end around. Although the run only counts as a 14-yard run, he back-tracked to the Langston 35 before scampering in for the score.

The Ichabods also recorded their first safety since Oct. 27, 2001 at Emporia State when Nick Bull tackled Jimmy Scales in the endzone for the two points.

Moseley finished with 63 yards on 13 carries and the two touchdowns. Schuerman completed 19 of 36 passes for 198 yards and the one score. Cason Lehman and Sissom each had five receptions. Lehman had 76 yards and Sissom had 56 yards and the one touchdown.

On defense, the Ichabods were led by Erin Beck who had nine tackles. Grand Gould had seven including one for loss.

The teams combined for 27 penalties (13 on Langston) and 214 yards in penalties (135 against the Ichabods).

Curt Massey hit three punts inside the 20 including one that was downed inside the 1-yard line that set up the Ichabod safety. He averaged 36 yards per punt.



Senior linebacker Evin Beck had six tackles including two for loss in the Ichabods 30-7 win over Langston. Of his six total tackles, five were solo stops.

LU	0	0	0	7	-	7
WU	14	7	7	2	-	30

Scoring Summary:

1st Quarter

11:29 WU - Moseley,Ra'Shaw 24 yd run (Sabel,Connor kick), 6-68 2:28, LANGSTON 0 - WU 7

04:22 WU - Sissom,Sam 14 yd pass from Schuerman,Tyler (Sabel,Connor kick), 3-19 1:09, LANGSTON 0 - WU 14

2nd Quarter

08:35 WU - Moseley,Ra'Shaw 1 yd run (Sabel,Connor kick), 11-80 5:34, LANGSTON 0 - WU 21

3rd Quarter

00:42 WU - Odupitan,Mike 14 yd run (Sabel,Connor kick), 4-30 1:20, LANGSTON 0 - WU 28

4th Quarter

13:20 WU - Ichabods safety, , LANGSTON 0 - WU 30

05:32 LANGSTON - Early,Jimmy 26 yd pass from Williams,Tony (Jacobs,Israel kick), 12-93 5:49, LANGSTON 7 - WU 30

Team Statistics:

	Langston	WU
FIRST DOWNS	18	21
RUSHES-YARDS (NET)	41-194	34-141
PASSING YDS (NET)	141	198
Passes Att-Comp-Int	30-10-1	39-19-0
TOTAL OFFENSE PLAYS-YARDS	71-335	73-339
Fumble Returns-Yards	0-0	0-0
Punt Returns-Yards	3-32	4-40
Kickoff Returns-Yards	2-25	3-128
Interception Returns-Yards	0-0	1-36
Punts (Number-Avg)	6-32.0	7-36.0
Fumbles-Lost	2-2	2-1
Penalties-Yards	13-79	14-135
Possession Time	30:39	29:21
Third-Down Conversions	6 of 17	9 of 18
Fourth-Down Conversions	0 of 2	0 of 0
Red-Zone Scores-Chances	0-1	3-4
Sacks By: Number-Yards	0-0	0-0

RUSHING: Langston-Dozier,Kendrick 12-96;

Scales,Jimmy 12-52; Morgan,Quinton 7-19;

Nickson,Delvon 5-13; Smith,Ross 3-10; Brown,Fred

1-3; White,Tawrence 1-1. Washburn-

Moseley,Ra'Shaw 13-63; Bland,Rawshawn

5-27; McCann,Chris 8-24; Odupitan,Mike 1-14;

Lamb,Josh 2-11; Martin,James 1-5; Ichabods

1-1; Schuerman,Tyler 3-minus 4.

PASSING: Langston-Williams,Tony 5-12-1-87;

Smith,Ross 2-11-0-31; Dozier,Kendrick 3-7-0-

23. Washburn-Schuerman,Tyler 19-36-0-198;

Brill,Jordan 0-3-0-0.

RECEIVING: Langston-Early,Jimmy 5-79; Fair,Freddie

1-25; Gabrielle,Mike 1-14; Nickson,Delvon

1-9; Brown,Fred 1-9; Sumpter,Sheldon 1-5.

Washburn-Lehman,Cason 5-76; Sissom,Sam

5-56; Odupitan,Mike 3-27; Tetuan,Jarod 2-27;

Moseley,Ra'Shaw 2-minus 8; Scott,Jeff 1-18;


McCann,Chris 1-2.

INTERCEPTIONS: Langston-None. Washburn

Talley,Henry 1-36.

FUMBLES: Langston-Dozier,Kendrick 1-1; Smith,Ross

1-1. Washburn-McCann,Chris 1-0; Ichabods 1-1.



TOPEKA - The Washburn Ichabods won their first MIAA-opening game since 2000 and defeated Emporia State in the process in the 101st meeting in the series with a 28-10 win in Yager Stadium. With the win the Ichabods improved to 2-1 on the season and 1-0 in the MIAA.

The Hornets struck first on the score board with a 30-yard field goal by Justin Gray. In what set the tone for the afternoon with the Ichabod defense, the Hornets managed just five yards on four plays after the Hornets took their first possession at the Washburn 18-yard line.

The Ichabods did not waste any time as the Ichabods drove 80 yards in five plays as Tyler Schuerman and Sam Sissom hooked up on a 36-yard touchdown strike that gave the Ichabods a lead they would not let go of.

The Ichabods would score on their next possession after Fletcher Terrell intercepted ESU quarterback Tad Hatfeld and returned in 69 yards to the ESU 11 yard line

and three plays later Trent Hearn finished the drive with a 3-yard touchdown plunge.

Emporia State scored on the fourth play of the second quarter to make the score 14-10 Washburn, but that would be the last scoring on the day for the Hornets.

Neither team would score in the third quarter and with 5:32 left in the game, Schuerman and Sissom hooked up again on an 86-yard touchdown pass on a third and 10 from their own 14 yard line to put the Ichabods up 21-10. After forcing the Hornets to turn the ball over on downs, the Ichabods would score one more time as Rawshawn Bland rushed for seven yards to put the Ichabods up 28-10 with 2:24 remaining. The key play of the drive was Sissom again catching a third down pass from Schuerman on a third and eight from the ESU 26.

Overall in the second half, the Ichabods forced Emporia State to turn the ball over on downs on four possessions and on three in a row to end the game. The Ichabod defense was on the field for 89 plays.

Grant Gould led the Ichabods with 18 tackles and Evin Beck had 10, including two for loss.

Sissom finished the game with four catches for 153 yards and two touchdowns. Schuerman was 10 of 17 for 237 yards and two touchdowns.

Combined there were 29 penalties with 236 yards between the teams.



Washburn's Grant Gould picks up one of his 18 tackles in the Ichabods' 28-10 win over Emporia State in their MIAA opener. It was the Ichabods first MIAA-opening game win since 2000.

ICHABOD INSIDER

ESU	3	7	0	0	- 10
WU	14	0	0	14	- 28

Scoring Summary:

1st Quarter

11:22 ESU - Gray,Justin 30 yd field goal, 4-5 1:31, ESU 3 - WU 0

09:45 WU - Sissom,Sam 36 yd pass from Schuerman,Tyler (Sabel,Connor kick), 5-80 1:35, ESU 3 - WU 7

04:40 WU - Hearn,Trent 3 yd run (Sabel,Connor kick), 3-11 1:18, ESU 3 - WU 14

2nd Quarter

13:43 ESU - Gonzalez,Jovani 1 yd run (Gray,Justin kick), 13-70 5:52, ESU 10 - WU 14

4th Quarter

05:32 WU - Sissom,Sam 86 yd pass from Schuerman,Tyler (Sabel,Connor kick), 3-86 0:53, ESU 10 - WU 21

02:24 WU - Bland,Rawshawn 7 yd run (Sabel,Connor kick), 5-46 2:09, ESU 10 - WU 28

Team Statistics:

	ESU	WU
FIRST DOWNS	27	14
RUSHES-YARDS (NET)	46-151	35-80
PASSING YDS (NET)	231	237
Passes Att-Comp-Int.	43-21-1	18-10-0
TOTAL OFFENSE PLAYS-YARDS	89-382	53-317
Fumble Returns-Yards	0-0	0-0
Punt Returns-Yards	3-34	2-7
Kickoff Returns-Yards	5-75	3-33
Interception Returns-Yards	0-0	1-69
Punts (Number-Avg)	3-38.0	5-43.0
Fumbles-Lost	2-1	1-0
Penalties-Yards	13-110	16-126
Possession Time	35:27	24:33
Third-Down Conversions	10 of 18	4 of 12
Fourth-Down Conversions	0 of 4	1 of 2
Red-Zone Scores-Chances	2-3	2-3
Sacks By: Number-Yards	1-6	3-17


RUSHING: Langston-Dozier,Kendrick 12-96; Scales,Jimmy 12-52; Morgan,Quinton 7-19; Nickson,Delvon 5-13; Smith,Ross 3-10; Brown,Fred 1-3; White,Tawrence 1-1. Washburn-Moseley,Ra'Shaw 13-63; Bland,Rawshawn 5-27; McCann,Chris 8-24; Odupitan,Mike 1-14; Lamb,Josh 2-11; Martin,James 1-5; Ichabods 1-1; Schuerman,Tyler 3-minus 4.

PASSING: Langston-Williams,Tony 5-12-1-87; Smith,Ross 2-11-0-31; Dozier,Kendrick 3-7-0-23. Washburn-Schuerman,Tyler 19-36-0-198; Brill,Jordan 0-3-0-0.

RECEIVING: Langston-Early,Jimmy 5-79; Fair,Freddie 1-25; Gabrielle,Mike 1-14; Nickson,Delvon 1-9; Brown,Fred 1-9; Sumpter,Sheldon 1-5. Washburn-Lehman,Cason 5-76; Sissom,Sam 5-56; Odupitan,Mike 3-27; Tetuan,Jarod 2-27; Moseley,Ra'Shaw 2-minus 8; Scott,Jeff 1-18; McCann,Chris 1-2.

INTERCEPTIONS: Langston-None. Washburn Talley,Henry 1-36.

FUMBLES: Langston-Dozier,Kendrick 1-1; Smith,Ross 1-1. Washburn-McCann,Chris 1-0; Ichabods 1-1.



KIRKSVILLE, Mo. - The Washburn Ichabods pounded Truman State 62-0 at Stokes Stadium Saturday afternoon. The Ichabods scored 48 first half points, including 34 in the second quarter.

With the win Washburn improved to 3-1 overall and 2-0 in the MIAA for the first time since 1997. The Bulldogs fell to 0-4 and 0-2 in the MIAA. The win was the largest for Washburn in an MIAA game and was the largest margin of victory since a 79-3 win over St Mary of the Plains Sept. 9, 1978.

Washburn's Tyler Schuerman got the Ichabods on the board with two first quarter touchdown runs. Schuerman scampered 31 yards to cap a score on the opening drive. He added a 1-yard run on the next drive to make it 14-0.

Sam Sissom caught two touchdown passes and Cason Lehman added another from Schuerman,

while Ra'Shawn Moseley added two touchdown runs to help the Ichabods take a 48-0 lead at the half. Lehman's score with 33 seconds left was just eight seconds before Sissom's second touchdown at 25 seconds left in the half.

Schuerman finished his day with a touchdown to Mike Odupitan with 9:23 left in the third quarter. Schuerman's six touchdowns (2 rushing, 4 passing) gives him 59 for his career and broke Joe Schartz's school record of 54 offensive touchdowns. His 250 yards of total offense moves him to 6,536 for his career and within 86 yards of Schartz's total offense record of 6,622.

Freshman quarterback Jordan Brill connected on his first career touchdown pass of 36 yards to Dustin Hickel with 14:31 left in the game.

The Ichabods finished with 553 yards of total offense, while holding the Bulldogs to 156 yards. The Ichabod defense collected its first shutout since a 28-0 win at Langston Sept. 6, 2003. Grant Gould, who earned MIAA Defensive Player of the Week honors last week, led Washburn with 7 tackles.



Washburn's Tyler Schuerman rushes for one of his two touchdowns in the Ichabods' 62-0 route of Truman State. Schuerman also passed for four more giving him six total offensive touchdowns in a little over one half of action. Schuerman became the Ichabods all-time total offensive touchdown leader raising his total to 59.

ICHABOD INSIDER

WU	14	34	7	7	- 62
TSU	0	0	0	0	- 0

Scoring Summary:

1st Quarter

10:58 WU - Schuerman, Tyler 31 yd run (Sabel, Connor kick), 9-81 4:02, WU 7 - TSU 0
07:09 WU - Schuerman, Tyler 1 yd run (Sabel, Connor kick), 6-37 2:25, WU 14 - TSU 0

2nd Quarter

14:02 WU - Sissom, Sam 12 yd pass from Schuerman, Tyler (Sabel, Connor kick), 6-59 1:04, WU 21 - TSU 0
09:17 WU - Moseley, Ra'Shawn 2 yd run (Sabel, Connor kick), 6-37 2:25, WU 28 - TSU 0
03:33 WU - Moseley, Ra'Shawn 7 yd run (Sabel, Connor kick), 11-82 4:28, WU 35 - TSU 0
00:33 WU - Lehman, Cason 14 yd pass from Schuerman, Tyler (Sabel, Connor kick), 4-30 0:22, WU 42 - TSU 0
00:25 WU - Sissom, Sam 12 yd pass from Schuerman, Tyler (Sabel, Connor kick failed), 1-12 0:04, WU 48 - TSU 0

3rd Quarter

09:23 WU - Odupitan, Mike 21 yd pass from Schuerman, Tyler (Sabel, Connor kick), 1-21 0:07, WU 55 - TSU 0

4th Quarter

14:31 WU - Hickel, Dustin 36 yd pass from Brill, Jordan (Sabel, Connor kick), 3-48 1:24, WU 62 - TSU 0

Team Statistics:

	WU	TSU
FIRST DOWNS	29	6
RUSHES-YARDS (NET)	50-271	24-67
PASSING YDS (NET)	282	89
Passes Att-Comp-Int.	33-21-1	33-12-2
TOTAL OFFENSE PLAYS-YARDS	83-553	57-156
Fumble Returns-Yards	0-0	0-0
Punt Returns-Yards	4-98	0-0
Kickoff Returns-Yards	1-16	6-112
Interception Returns-Yards	2-5	1-0
Punts (Number-Avg)	3-38.0	10-33.1
Fumbles-Lost	2-1	2-2
Penalties-Yards	9-60	4-57
Possession Time	34:46	25:14
Third-Down Conversions	6 of 11	2 of 15
Fourth-Down Conversions	0 of 0	0 of 2
Red-Zone Scores-Chances	6-7	0-0
Sacks By: Number-Yards	3-14	0-0

RUSHING: Washburn-Moseley, Ra'Shawn 17-104; Hearn, Trent 12-69; Schuerman, Tyler 7-54; Tetuan, Jarod 4-21; McCann, Chris 5-9; Odupitan, Mike 1-8; Bland, Rawshawn 4-6. Truman-Duffy, Jonathan 10-24; Patnode, Michael 4-18; Pott, Max 7-18; Norland, Grant 1-5; Douglas, Jason 1-2; Levenson, Jerard 1-0.
PASSING: Washburn-Schuerman, Tyler 15-25-1-196; Brill, Jordan 6-7-0-86; Ichabods 0-1-0-0. Truman-Duffy, Jonathan 6-20-0-44; Norland, Grant 6-13-2-45.
RECEIVING: Washburn-Odupitan, Mike 8-121; Sissom, Sam 3-35; Hickel, Dustin 2-54; Lehman, Cason 2-27; Bland, Rawshawn 1-12; McCann, Chris 1-10; Hoytal, John 1-9; Moseley, Ra'Shawn 1-8; Tetuan, Jarod 1-5; McClendon, Terre 1-1. Truman-Amundson, Jeff 5-35; Patnode, Michael 3-20; Weber, A.J. 2-26; Walton, James 1-5; Perry, James 1-3.
INTERCEPTIONS: Washburn-Beck, Erin 1-0; Meyer, Blake 1-5. Truman-Cooper, Jesse 1-0.
FUMBLES: Washburn-Schuerman, Tyler 1-0; Moseley, Ra'Shawn 1-1. Truman-Duffy, Jonathan 2-2.



The Washburn Ichabods fell for the first time this season in MIAA play as they were knocked off by No. 5 Northwest Missouri 49-21.

The Ichabods fell behind 14-0 as the Bearcats scored on their first two drives. Defensive lineman Mitch Birt scored the first points for the Ichabods as he sacked Northwest quarterback Josh Lamberson and then recovered the fumble in the endzone for the touchdown.

Northwest responded by scoring 28 unanswered points to take a 42-7 lead. The Ichabods scored as time expired in the first half on a 50-yard touchdown pass from Jordan Brill to Mike Odupitan.

Both teams scored seven points in the second half as the Bearcats scored on their first drive to open the half. The Ichabods scored on a 30-yard touchdown pass from Brill to Jarod Tetuan with 10:15 left in the game to make the score Northwest 49, Washburn 21.

Brill finished the game 16 of 31 for 205 yards and two touchdown passes. Ra'Shawn Moseley had 44 yards on 13 carries. Odupitan had six receptions along with Sam Sissom. Odupitan had 96 yards receiving and one touchdown, Sissom had 72 yards receiving. Linebacker Mike Gonzalez had nine tackles to pace the Ichabod defense. Evin Beck had two sacks.

The 'Cats (5-0, 3-0 MIAA) totaled 491 yards of offense, 267 through the air, as they piled up six offensive touchdowns in the first half to take a 42-14 lead at intermission. Junior QB Josh Lamberson finished his day 16-of-23 for 249 yards and four passing touchdowns (three in the first half). He also added one TD on the ground in the second quarter, and moved into seventh place on Northwest's all-time passing charts with 2,970 yards. Freshman RB Xavier Omon led the rushing attack for Northwest with 13 carries for 95 yards and two first-half touchdowns. Jamaica Rector went for 83 yards on seven catches with two first-half scores. The Ichabods (3-2, 2-1 MIAA) were dealt a hard shot when they lost senior QB Tyler Schuerman in the first quarter with a shoulder injury. Freshman QB Jordan Brill was 16-of-31 passing in his place, for 205 yards, two TDs and no interceptions. He was sacked three times for losses totaling 24 yards.



Washburn's Jordan Brill was 16 of 31 passing for 205 yards and two touchdowns subbing for the injured Tyler Schuerman.

NWMSU	14	28	7	0	- 49
WU	7	7	0	7	- 21

Scoring Summary:

1st Quarter

10:18 NWMSU - Rector,Jamaica 9 yd pass from Lamberson,Josh (Berlanga,Luis kick), 5-63 2:25, NWMSU 7 - WU 0
08:46 NWMSU - Omon,Xavier 4 yd run (Berlanga,Luis kick), 4-24 0:45, NWMSU 14 - WU 0
01:53 WU - Birt,Mitch 0 yd fumble recovery (Sabel,Connor kick), , NWMSU 14 - WU 7

2nd Quarter

14:15 NWMSU - Rector,Jamaica 15 yd pass from Lamberson,Josh (Berlanga,Luis kick), 7-73 2:30, NWMSU 21 - WU 7
11:42 NWMSU - White,Morris 62 yd pass from Lamberson,Josh (Berlanga,Luis kick), 1-62 0:09, NWMSU 28 - WU 7
02:34 NWMSU - Lamberson,Josh 24 yd run (Berlanga,Luis kick), 4-48 1:33, NWMSU 35 - WU 7
00:40 NWMSU - Omon,Xavier 1 yd run (Berlanga,Luis kick), 3-33 0:49, NWMSU 42 - WU 7
00:00 WU - Odupitan,Mike 50 yd pass from Brill,Jordan (Sabel,Connor kick), 5-73 0:35, NWMSU 42 - WU 14

3rd Quarter

13:26 NWMSU - Falkner,E.J. 20 yd pass from Lamberson,Josh (Berlanga,Luis kick), 5-72 1:26, NWMSU 49 - WU 14

4th Quarter

10:15 WU - Tetuan,Jarod 30 yd pass from Brill,Jordan (Sabel,Connor kick), 10-80 4:36, NWMSU 49 - WU 21

Team Statistics:

	NWMSU	WU
FIRST DOWNS	22	16
RUSHES-YARDS (NET)	39-224	32-54
PASSING YDS (NET)	267	267
Passes Att-Comp-Int	25-18-0	40-22-0
TOTAL OFFENSE PLAYS-YARDS	64-491	72-321
Fumble Returns-Yards	0-0	0-0
Punt Returns-Yards	5-101	2-3
Kickoff Returns-Yards	3-62	5-107
Interception Returns-Yards	0-0	0-0
Punts (Number-Avg)	5-32.0	6-46.0
Fumbles-Lost	1-1	2-2
Penalties-Yards	10-105	9-52
Possession Time	30:05	29:55
Third-Down Conversions	5 of 12	5 of 17
Fourth-Down Conversions	0 of 0	2 of 5
Red-Zone Scores-Chances	5-6	0-1
Sacks By: Number-Yards	3-24	4-35


RUSHING: Northwest Mo. St.-Omon,Xavier 13-95; Fiech,Mike 7-54; Lamberson,Josh 8-37; Wells,Shon 8-31; Netolicky,Jeff 3-7. Washburn-Moseley,Ra'Shaw 13-44; Hearn,Trent 12-41; Schuerman,Tyler 3-minus 2; Brill,Jordan 4-minus 29.

PASSING: Northwest Mo. St.-Lamberson,Josh 16-23-0-249; Netolicky,Jeff 1-1-0-13; Mathews,Josh 1-1-0-5. Washburn-Brill,Jordan 16-31-0-205; Schuerman,Tyler 6-9-0-62.

RECEIVING: Northwest Mo. St.-Rector,Jamaica 7-83; White,Morris 3-86; Falkner,E.J. 3-40; Froehlich,Aaron 2-46; Herring,Mitch 2-15; Omon,Xavier 1-minus 3. Washburn-Odupitan,Mike 6-96; Sissom,Sam 6-72; Scott,Jeff 3-17; Tetuan,Jarod 2-36; Bland,Rawshawn 2-23; Lehman,Cason 2-19; Moseley,Ra'Shaw 1-4.

INTERCEPTIONS: Northwest Mo. St.-None. Washburn-None.

FUMBLES: Northwest Mo. St.-Lamberson,Josh 1-1. Washburn-Hearn,Trent 1-1; Talley,Henry 1-1.



Pitt State also piled up more than 700 yards of offense for a second straight game after accumulating an MIAA record 809 total yards in a 91-27 win over Missouri-Rolla last Saturday.

The Ichabods compiled 420 yards of total offense in the game compared to 713 for the Gorillas.

Brill, making his first collegiate start, was 18 of 32 for 167 yards and one touchdown. Ra'Shawn Mosley had 21 carries for 90 yards. Lehman, Sam Sissom and Mike Odupitan each had four catches.

The Gorillas had three rushers go over 100 yards in the game. Starting tailback Germaine Race had 12 carries for 186 yards and three touchdowns, starting quarterback Neal Philpot had 14 carries for 166 yards and reserve quarterback Andy Majors had nine carries for 128 yards and two touchdown scores.



Ra'Shawn Mosley had 21 carries for 96 yards against Pittsburg State. He also had one reception out of the backfield.

PITTSBURG, Kan. - The Washburn Ichabods fell 70-14 to No. 3 ranked Pittsburg State. The Gorillas scored 22 points in the first quarter, 21 in the second and 20 in the third as they reached at least 70 points for the second straight game.

The Ichabods got on the board in the second quarter as Jordan Brill hooked up with Jeff Scott for a 8-yard touchdown pass. Scott had a career-high seven receptions for 64 yards.

The Gorillas responded by rolling off 35 straight points to push the score to 63-7.

Cason Lehman added the Ichabods final touchdown as he scored on a 34-yard pass reception from Dustin Hickel capping a 6-play, 93-yard drive.

The Gorillas would add one more score to make the final tally 70-14.

WU	0	7	0	7	- 14
PSU	22	21	20	7	- 70

Scoring Summary:

1st Quarter

09:26 PSU - Race, Germaine 10 yd run (Helliwig, Ryan pass), 6-39 2:53, WU 0 - PSU 8
03:02 PSU - Austin, Tim 45 yd pass from Philpot, Neal (Alleman, Nathan kick), 5-86 1:48, WU 0 - PSU 15
00:35 PSU - Ward, Mike 26 yd pass from Philpot, Neal (Alleman, Nathan kick), 5-69 1:09, WU 0 - PSU 22

2nd Quarter

11:35 PSU - Majors, Andy 38 yd run (Alleman, Nathan kick), 2-42 0:47, WU 0 - PSU 29
07:12 WU - Scott, Jeff 8 yd pass from Brill, Jordan (Sabel, Connor kick), 10-75 4:19, WU 7 - PSU 29
05:34 PSU - Race, Germaine 77 yd run (Alleman, Nathan kick), 3-85 1:33, WU 7 - PSU 36
01:47 PSU - Collums, Tyler 3 yd pass from Philpot, Neal (Alleman, Nathan kick), 5-28 2:34, WU 7 - PSU 43

3rd Quarter

12:21 PSU - Race, Germaine 29 yd run (Alleman, Nathan kick failed), 5-71 2:31, WU 7 - PSU 49
08:07 PSU - Philpot, Neal 6 yd run (Alleman, Nathan kick), 4-90 1:40, WU 7 - PSU 56
04:02 PSU - Bean, Justin 39 yd pass from Majors, Andy (Alleman, Nathan kick), 4-80 1:41, WU 7 - PSU 63

4th Quarter

12:28 WU - Lehman, Cason 34 yd pass from Hickel, Dustin (Sabel, Connor kick), 6-93 2:24, WU 14 - PSU 63
04:13 PSU - Majors, Andy 38 yd run (Alleman, Nathan kick), 5-50 2:37, WU 14 - PSU 70

Team Statistics:

	WU	PSU
FIRST DOWNS	27	28
RUSHES-YARDS (NET)	46-153	44-538
PASSING YDS (NET)	267	175
Passes Att-Comp-Int	40-23-2	17-10-1
TOTAL OFFENSE PLAYS-YARDS	86-420	61-713
Fumble Returns-Yards	0-0	0-0
Punt Returns-Yards	0-0	4-22
Kickoff Returns-Yards	10-164	3-58
Interception Returns-Yards	1-0	2-4
Punts (Number-Avg)	6-42.7	2-41.5
Fumbles-Lost	4-1	0-0
Penalties-Yards	7-50	12-90
Possession Time	34:06	25:54
Third-Down Conversions	5 of 15	5 of 8
Fourth-Down Conversions	1 of 2	1 of 1
Red-Zone Scores-Chances	1-2	3-3
Sacks By: Number-Yards	0-0	4-22

RUSHING: Washburn-Moseley, Ra'Shawn 21-90; McCann, Chris 7-46; Hearn, Trent 8-19; Hickel, Dustin 3-12; Bland, Rawshawn 2-0; Brill, Jordan 5-minus 14.
Pittsburg State: Race, Germaine 12-186; Philpot, Neal 14-166; Majors, Andy 9-128; Bean, Justin 8-53; Walters, Dustin 1-5.
PASSING: Washburn-Brill, Jordan 18-32-2-167; Hickel, Dustin 5-6-0-100; Ichabods 0-2-0-0.
Pittsburg State: Majors, Andy 6-12-1-91; Philpot, Neal 4-5-0-84.
RECEIVING: Washburn-Scott, Jeff 7-64; Lehman, Cason 4-95; Sissom, Sam 4-41; Odupitan, Mike 4-36; Lebahn, Jake 2-24; Bland, Rawshawn 1-4; Moseley, Ra'Shawn 1-3. **Pittsburg State:** Austin, Tim 2-55; Twito, Brandon 2-40; Carpenter, J. 2-8; Bean, Justin 1-39; Ward, Mike 1-26; Clawson, Eric 1-4; Collums, Tyler 1-3.
INTERCEPTIONS: Washburn-Terrell, Fletche 1-0. **Pittsburg State:** Jaax, Chris 1-0; Wright, Eric 1-4.
FUMBLES: Washburn-Moseley, Ra'Shawn 2-1; Tetuan, Jarod 1-0; Odupitan, Mike 1-0.