



## Washburn (4-3, 3-2 MIAA) vs Missouri-Rolla (2-5, 1-4 MIAA)

Oct. 16, 2004 • Jackling Field at Allgood-Bailey Stadium • 1 p.m.



### Today's Game

**Kickoff:** 1:00 p.m.  
**Radio:** AM580 WIBW with Bruce Steinbrock (play-by-play), Mark Elliott (color) and Jamie Overocker (sideline)

**Coaches:** Craig Schurig is 12-17 in his third season at Washburn. He is 9-14 against the MIAA and he is 2-0 against Missouri-Rolla.

Kirby Cannon is in his sixth season as the Miners head coach. He is 6-56. He is 0-5 against the Ichabods.

**Up next:** Oct. 23, 2004 at Central Missouri at 1:30 p.m. It will be homecoming for the Mules.

# Ichabods vs Miners



**The Game:** The Washburn Ichabods begin a two-game road trip as the travel to Rolla, Mo. to take on Missouri-Rolla. The match-up will be the final time the two teams will meet in a conference game with the Miners leaving the MIAA at the end of the 2004-05 season. Both teams used a late-game comeback in their last games as the Ichabods topped Southwest Baptist 38-35 on a 31-yard touchdown pass with 31 seconds left from Tyler Schuerman to Mike Odupitan. The Miners snapped a 58-game MIAA losing streak defeating No. 23 ranked Central Missouri 42-38 as Phil Shin hauled in a 34-yard touchdown strike from Brandon Landrey with 1:35 left in the game.



**Sports Information Contacts:** Washburn Sports Information Director - Gene Cassell • Email: [gene.cassell@washburn.edu](mailto:gene.cassell@washburn.edu) • Phone: 785-231-1010 x1791 • Yager Stadium Press Box: 785-231-1010 x1563. Missouri Rolla Sports Information Director - John Kean • Email: [jkean@umr.edu](mailto:jkean@umr.edu) • Phone: (573) 341-4140 or 4259.



**Ichabods on Radio:** The game will be broadcast live on AM 580 WIBW - the new home of the Ichabods and Lady Blues. The game can also be heard on the internet at [www.wusports.com](http://www.wusports.com) by following the "Listen to the Game" links. The Craig Schurig Coaches Show will be heard from 6:30 to 7 p.m. on Thursday nights at Skinny's in the Huntoon Shopping Center at Huntoon and Gage in Topeka. Bruce Steinbrock will be the play-by-play voice of the Ichabods and former WU quarterback Mark Elliott will be the color analyst. Jamie Overocker will provide sideline reports.



**The Coaches: Craig Schurig** A new era in Washburn football began when Craig Schurig was named head coach of the Ichabod football program Dec. 28, 2001.

Schurig is 12-17 in his third season as the Ichabod head coach and he is 9-14 against the MIAA.

After two seasons as the Ichabods' head coach, Schurig has already made his mark at Washburn defeating arch-rival Emporia State in two of three meetings since taking over the Ichabods. The Ichabods improved two wins from the first season to the second season under Schurig finishing the 2003 season 5-6.

After coaching for nearly a decade in a winning program, Schurig has brought the knowledge of success, a winning attitude and a new intensity to the Ichabod football program.

In each of his two seasons at Washburn, the Ichabods have had two MIAA Freshman of the Year and 16 players receive all-MIAA honors. He has been equally on task with players in the classroom with 29 Ichabods named to the MIAA Commissioner's Academic Honor Roll. Following the 2003 season, 16 were named to the honor roll, the most in one single season since joining the MIAA.

## Series Notes

Today's meeting is the 16th in the all-time series. The Ichabods lead the all-time series 10-5. The Bods have won the last nine meetings by a combined score of 294-100 (an average score of 32.6 to 11.1). The last win for the Miners came in a 19-0 shutout victory over the Ichabods on Sept. 18, 1993 in Rolla. The Ichabods are 5-2 all-time in games played in Rolla. The last time the Ichabods played in Rolla on Nov. 9, 2002, the Ichabods recorded a 49-0 shutout.

## 2004 Standings

### MIAA Overall

 NWMSU (4).....	5-0.	7-0
 PSU (2) .....	5-0.	7-0
 WU .....	3-2.	4-3
 MSSU .....	3-2.	4-3
 MWSC .....	3-2.	4-3
 CMSU (23).....	2-3.	4-3
 ESU.....	2-3.	3-4
 SBU.....	1-4.	2-5
 UMR.....	1-4.	2-5
 TSU.....	0-5.	0-7

## MIAA Results

### Saturday, October 2

- \*ESU 28 @ NWMSU 59 Final, (Homecoming)
- \*MSSU 30 @ TSU 20 Final
- \*MWSC 49 @ CMSU 44 Final
- \*UMR 14 @ SBU 52 Final, (Homecoming)
- \*WU 14 @ PSU 70 Final, (Homecoming)

### Saturday, October 9

- \*PSU 72 @ ESU 27 Final
- \*SBU 35 @ WU 38 Final
- \*TSU 16 @ MWSC 27 Final, (HC)
- \*NWMSU 55 @ MSSU 19 Final
- \*CMSU 38 @ UMR 42 Final, UMR snaps 58-game MIAA losing streak

## MIAA Schedule

### Saturday, October 16

- \*ESU @ SBU ..... 1:30 p.m.
- \*CMSU @ TSU..... 12 p.m.
- \*MWSC @ NWMSU..... 1 p.m.
- \*WU @ UMR..... 1 p.m. (Homecoming)
- \*MSSU @ PSU..... 2 p.m.

### Saturday, October 23

- \*MSSU @ SBU..... 1:30 p.m.
- \*NWMSU @ TSU..... 1:30 p.m.
- \*WU @ CMSU..... 1:30 p.m.
- \*PSU @ MWSC..... 2 p.m.
- \*UMR @ ESU..... 2 p.m.

While under Schurig, the Ichabod football program has also seen sweeping changes in facilities with the improvements to Yager Stadium and equipment upgrades in the weight room.

Prior to working with the defensive backs, he worked three seasons with the Gorillas' tight ends.

While on the Gorillas coaching staff, Schurig was a part of an NCAA national finalist squad in 1995, four MIAA Championship teams and eight NCAA Division II playoff teams. He helped guide one of the top defenses in Division II including the top-ranked defensive squad in 1999.

Before arriving at Pittsburg State, Schurig spent the 1992 season as a volunteer assistant coach at his alma mater, Colorado School of Mines joining the Gorillas in 1993.

Schurig, a Willingboro, N.J., native, was a four-year letterman as a defensive back at Colorado Mines and was selected team captain as a senior. He earned second-team All-Rocky Mountain Athletic Conference honors as a senior. He graduated in 1987 with a bachelor's degree in petroleum engineering.

Schurig earned a master's degree in physical education at Pittsburg State in 1996. Craig and his wife, Louisa, have a daughter, Samantha, and two sons, Mitchell and Michael.

**Missouri-Rolla head coach Kirby Cannon** is 6-56 in his sixth season as Missouri-Rolla's head coach.

Cannon, who had been an assistant coach at Western Illinois University prior to his selection as the Miners' head coach in December 1998, played against the Miners while at Southwest Missouri State University and coached against UMR as an assistant at Truman State University.

A native of Keokuk, Iowa, Cannon played against the Miners as a quarterback at SMSU, where he received his bachelor's degree in physical education in 1981. He began his coaching career that year as well as the defensive coordinator at Ozark High School in southwest Missouri and helped lead that team to its first playoff appearance in school history.



**The Ichabods last time out:** TOPEKA - The Washburn football team held off Southwest Baptist 38-35 at Yager Stadium Saturday afternoon. Mike Odupitan's 6-yard touchdown catch from Tyler Schuerman gave the Ichabods a 36-35 lead with 31 seconds left. It was the second time in a row that Schuerman and Odupitan had connected in the final minutes of the game to go ahead of Southwest Baptist. The combo scored with 1:11 remaining in a 41-37 win last season over the Bearcats in Bolivar. The Ichabods improved to 4-3 and 3-2 in the MIAA heading into Saturday's 1 p.m. game at Missouri-Rolla.

After Southwest Baptist took a 35-30 lead with 1:46 left on JoJo Rawls' 9-yard touchdown run, the Ichabods made their winning drive - a 13-play, 73 yard trip that saw the Ichabods convert two fourth-down conversions. The Ichabods added the two-point conversion on a Schuerman to Sam Sissom pass in the corner of the endzone.

The Ichabods took an early 7-0 lead on Ra'Shawn Mosley's 7-yard scamper that completed a 14-yard drive who took advantage of a SBU failed fake punt attempt.

The Bearcats scored two touchdowns in the second quarter both on long drives - the first a 77-yard, 13 play drive and the second, a 74-yard, nine play drive and took a 14-7 lead into halftime.

In the third quarter, the Ichabods marched 74 yards on Sissom's first of his two touchdown receptions to tie the score at 14. Southwest Baptist came back on the ensuing drive to take a 21-14 lead on Robert Clardy's 7-yard run.

The Ichabods would tie the score on Sissom's second touchdown reception and then take the lead as the Ichabods' Chris Brown blocked a Southwest Baptist punt as Tramaine Young scooped it up for a 24-yard return for a score with 52 seconds left in the third quarter.

## About the Miners



### General Information

**Location:** Rolla, Mo.  
**Founded:** 1870  
**Enrollment:** 5,287  
**Affiliation:** NCAA II  
**Conference:** MIAA  
**Nickname:** Miners  
**Colors:** Silver and Gold  
**Chancellor:** Dr. Gary Thomas  
**Director of Athletics:** Mark Mullin

### Coaching Staff

**Head Coach:** Kirby Cannon  
 Alma Mater: Southwest Missouri State, 1981  
 Record at UMR: 4-51, 6th year  
 Overall Record: 4-51, 6th year  
 Phone: 573.341.4957

#### Assistant Coaches:

Shawn Corbett  
 Marc Kolb  
 Travis Boulware

**2003 Record:** 0-11

**MIAA Record, Finish:** 0-9, 10th

**Basic Formations:** Multiple • 4-3

**Lettermen:** Returning-37 • Lost-16

**Returning Starters:** Offense-9 •  
 Defense-7 • Specialty-1

### Missouri-Rolla . . . 2-5, 1-4 MIAA

Aug. 28	Upper Iowa . . . . .	W 42-7
Sept. 4	at Colorado Mines . . . . .	L 12-48
Sept. 11	Missouri Southern . . . . .	L 21-51
Sept. 18	at No. 8 Northwest Missouri . . . . .	L 3-65
Sept. 25	No. 3 Pittsburg State . . . . .	L 27-91
Oct. 2	at Southwest Baptist . . . . .	L 14-52
Oct. 9	No. 23 Central Missouri . . . . .	W 42-38
<b>Oct. 16</b>	<b>Washburn . . . . .</b>	<b>2 p.m.</b>
Oct. 23	at Emporia State . . . . .	1 p.m.
Oct. 30	Truman . . . . .	1:30 p.m.
Nov. 6	at Missouri Western . . . . .	2 p.m.

Washburn's Connor Sabel added a 32-yard field goal to push the Ichabods lead to 30-21, the kick was the first field goal for the Ichabods this season. After two Southwest Baptist TD scores to put them up 35-30, the Ichabods made the go ahead drive with Odupitan's reception with 31 seconds left.

However, Southwest Baptist had one last chance. After returning the kickoff to their own 35 yard line, the Bearcats ripped off runs of 23 yards and 20 yards to put the ball on the Ichabods' 20 yard line. After SBU ran another play to spot the ball in between the hash marks, Ryan Smith pushed his 37-yard field goal to the right and the Ichabods would take a knee to end the game.

Schuerman had a season-high 264 yards passing completing 22 of 38 passes and three touchdowns. Against the Bearcats, he also became Washburn's all-time leader in total offensive yards passing Joe Schartz's record of 6,622. Schuerman now has 6,840 yards for his career (5,352 passing and 1,488 rushing). His total also places him ninth on the MIAA's career total offensive chart for all game and seventh in regular season games, needing only 29 yards to move into sixth on the all-time chart.

Mosley had his best day rushing for the Ichabods with a career-high 143 yards on 23 carries. In the receiving corps, Sissom had 10 receptions for 98 yards and two touchdowns and Odupitan had seven receptions for 102 yards.

Defensively, the Ichabods were led by linebacker Evin Beck who had 13 tackles. Grant Gould added 12.



**Washburn/Missouri-Rolla Series Notes:** Today's meeting is the 16th in the all-time series. The Ichabods lead the all-time series 10-5. The Bods have won the last nine meetings by a combined score of 294-100 (an average score of 32.6 to 11.1). The last win for the Miners came in a 19-0 shutout victory over the Ichabods on Sept. 18, 1993 in Rolla. The Ichabods are 5-2 all-time in games played in Rolla. The last time the Ichabods played in Rolla on Nov. 9, 2002, the Ichabods recorded a 49-0 shutout.



**Ichabods on homecoming:** Today's game at Missouri-Rolla will be a homecoming contest for the Miners. The Ichabods have won 12 of their last 16 homecoming matchups played on the road and in Yager Stadium. Last season the Ichabods were 2-0 on homecomings winning at home over the Miners and on the road topping Southwest Baptist in Bolivar.



**Talking about the Miners - Last time out - 10/9/04 vs Central Missouri -** (Oct. 9): The final game of the 1997 season was the last time the Miner football team had tasted victory in Mid-America Intercollegiate Athletics Association play -- until Saturday night. Bolstered by a five-touchdown performance by quarterback Brandon Landry, the Miners stunned No. 23-ranked Central Missouri State 42-38 at Allgood-Bailey Stadium. Landry ran for a touchdown and threw four scoring passes, the last one coming when he scrambled away from the Mules' rush and hit Phil Shin in the back of the end zone on a 34-yard play with 1:35 left in the game. UMR's defense, which had struggled for much of the night in slowing down CMSU, came up with the play it needed when defensive back Mike Schupbach stopped Mule quarterback Jimmy Sangster shy of a first down at the UMR 46. The Mules had jumped out to a 14-0 lead, but from that point on, the Miners matched Central point-for-point and yard-for-yard. UMR got its first points of the night on Landry's 24-yard scoring pass to Ashton Gronewald late in the first period, then after CMSU's Kegan Coleman -- who had 202 yards rushing in the contest -- ran for



# Missouri-Rolla Series

## First meeting

UMR 20, WU 7 Sept. 2, 1989

## Last meeting

WU 49, UMR 24 on Oct. 25, 2003

## Last WU win

49-24 on Oct. 25, 2003

## Last UMR win

19-0 on Sept. 17, 1994

## Largest WU win

49-0 on Nov. 9, 2002

## Largest UMR win

38-14 on Sept. 18, 1993

- The Ichabods have won the last nine meetings over the Miners
- The Miners' last win in the series was Sept. 19, 1994
- The Ichabods are 5-2 in games played in Rolla
- The last time the Ichabods played in Rolla, they recorded a 49-0 shutout over the Miners

## all-time series scores (WU leads 10-5)

S2	1989	L	7-20	Topeka, Kan.
S1	1990	W	13-7	Rolla, Mo.
O26	1991	L	13-28	Topeka, Kan.
O24	1992	L	21-26	Rolla, Mo.
S18	1993	L	14-38	Topeka, Kan.
S17	1994	L	0-19	Rolla, Mo.
O14	1995	W	21-10	Topeka, Kan.
O19	1996	W	45-0	Rolla, Mo.
S27	1997	W	27-13	Topeka, Kan.
S26	1998	W	24-7	Rolla, Mo.
O9	1999	W	53-18	Topeka, Kan.
O7	2000	W	34-14	Rolla, Mo.
N3	2001	W	42-14	Topeka, Kan.
N9	2002	W	49-0	Rolla, Mo.
O25	2003	W	49-24	Topeka, Kan.

his second score of the night, Landry ran one in from 17 yards out to make it 21-14. The teams traded touchdowns in the final two minutes of the half, with Cole Drussa scoring for the Miners on a 10-yard pass with eight seconds to play before halftime to make the score 28-21 at the intermission. Jeremy Dotson intercepted a pass on Central's opening drive of the second half and returned to the Mules' 35, setting up the tying score when Drussa hauled in a three-yard scoring pass from Mark Becker. Both teams swapped touchdowns again before Brandon Starks kicked a 45-yard field goal with 3:37 to go to put Central up 38-35. But UMR was not to be denied on its next possession, picking up four first downs from move from its own 20 to CMSU's 34 before Landry's scramble and throw to Shin for the game-winning score. Shin had over 100 yards in receptions for the second straight week, while Ingram rushed for 131 yards on 18 carries in a game where the two teams combined for exactly 1,000 yards of offense (CMSU had a 510-490 edge).



### Last meeting with the Miners - Topeka, Kan. - Oct. 25,

**2003** TOPEKA, Kan. - The Washburn Ichabods used a big fourth quarter to pull away from Missouri-Rolla in a 49-24 homecoming win. The Ichabods scored the 21 points in a 5:50 span in the fourth quarter for the win.

The Ichabods opened up a 28-7 lead on a Trent Hearn touchdown run and three Dustin Hickel touchdown passes, two to Sam Sissom on a pair of 14-yard strikes and to Mike Odupitan on a 11-yard pass.

The Miners would come back and score 17 unanswered points to cut the lead to 28-24 with 14:47 left in the game before the Ichabods would roll up 21 straight points leading to the win.

Trent Hearn rushed for three touchdowns and a career-high 175 yards on 29 carries with three touchdowns. Hickel finished with 168 yards passing and three touchdowns. Sissom finished with 100 yards receiving and two touchdowns. Morgan Dewey and Grant Gould each had 10 tackles for the Ichabods.



### Washburn Football History

Washburn is 455-529-44 in its 114th year of college football.



### A Washburn win over Missouri-Rolla would . . .

- would lift the Ichabods to 456-529-44 in its football history
- would be the Ichabods tenth straight win over the Miners
- would improve the Ichabods to 6-2 all-time against the Miners in Rolla
- would improve the Ichabods to 11-5 all-time against the Miners
- would give the Ichabods a 5-3 overall record and 4-2 record in the MIAA



### A Washburn loss to Southwest Baptist would . . .

- would lift the Ichabods to 455-530-44 in its football history
- would snap a nine-game winning streak over the Miners
- would drop the Ichabods to 5-3 all-time against the Miners in Rolla
- would improve the Ichabods to 10-6 all-time against the Miners

•would give the Ichabods a 4-4 overall record and 3-3 record in the MIAA



### A look back at the win over Southwest Baptist . . .

- lifted the Ichabods to 455-529-44 in its football history
- was the eighth win over the Bearcats in the last nine games
- improved the Ichabods to 6-2 all-time against the Bearcats in Topeka
- gave the Ichabods a 4-3 overall record and 3-2 record in the MIAA



### Six degrees of separation:

- The Ichabods have five on their roster from Missouri.
- The Miners have four on their roster from Kansas.
- The Ichabods' David Becker has a brother on the Miners - Mark Becker. David is a freshman offensive lineman and Mark is a backup quarterback for the Miners. Mark is 27-of 48 for 274 yards with four touchdowns. They are two of five Beckers that have played in the MIAA. Older brothers Matt, Aaron and Dan all played at Northwest Missouri.
- The Miners' Jeremy Johnson and the Ichabods Evin Beck were teammates at Garden City Community College.



### Schuerman continues quest of rewriting Washburn and MIAA record books:

- Against Southwest Baptist, senior quarterback Tyler Schuerman he became Washburn's all-time leader in total offensive yards passing

Joe Schartz's record of 6,622. Schuerman now has 6,840 yards for his career (5,352 passing and 1,488 rushing). His total also places him ninth on the MIAA's career total offensive chart for all game and seventh in regular season games, needing only 29 yards to move into sixth on the all-time chart.

•He raised his career passing yards to 5,352, to move with in 176 yards of breaking the passing mark of 5,527 - also held by Schartz. To move into the top 10 on the MIAA's regular season passing chart, he needs 530 to pass Southwest Baptist's Trevor Spradley's total of 5,881.

•Schuerman already owns Washburn records for the following:

➔Passing touchdowns: 37 (old record 33 - Dustin Hickel, 01-present)

➔Total offensive touchdowns: 62 (old record 54 - Joe Schartz, 93-96)



### Southwest Regional Rankings Released:

#### No. School Overall/In-Region Records

1. Texas A&M-Kingsville . . . . . 5-0/5-0
2. Northwest Missouri State . . . . . 7-0/7-0
3. Pittsburg State . . . . . 7-0/7-0
4. Colorado School of Mines . . . . . 7-0/6-0
5. Central Oklahoma . . . . . 6-1/6-1
6. Midwestern State . . . . . 5-1/5-1
7. Southeastern Oklahoma State . . . . . 5-1/5-1
8. East Central . . . . . 5-1/5-1
9. Chadron State . . . . . 5-2/4-1
10. Eastern New Mexico . . . . . 4-3/4-3
11. Central Missouri State . . . . . 4-3/4-3
12. Adams State . . . . . 4-3/4-2

Bold =

MIAA School

## 2004 Starting Lineups

Offense	TE	LT	LG	C	RG	RT	WR	WR	QB	FB	TB	PK
<b>CSM</b>	J. Scott	Barrett	Sué	Durler	Kelley	Holland	Sissom	Oduptian	Schuerman	Bland	Hearn	Sabel
<b>LU</b>	J. Scott	Barrett	Sué	Durler	Kelley	Holland	Sissom	Oduptian	Schuerman	Bland	Mosley	Sabel
<b>ESU</b>	J. Scott	Barrett	Sué	Durler	Kelley	Holland	Sissom	Oduptian	Schuerman	Bland	Hearn	Sabel
<b>at TSU</b>	J. Scott	Barrett	Sué	Durler	Kelley	Holland	Sissom	Oduptian	Schuerman	Bland	Hearn	Sabel
<b>NWMSU</b>	J. Scott	Barrett	Sué	Durler	Kelley	Holland	Sissom	Oduptian	Schuerman	Bland	Hearn	Sabel
<b>at PSU</b>	J. Scott	Barrett	Sué	Durler	Kelley	Holland	Sissom	Oduptian	Brill	Bland	Hearn	Sabel
<b>SBU</b>	J. Scott	Barrett	Sué	Durler	Kelley	Holland	Sissom	Oduptian	Schuerman	Bland	Mosley	Sabel
<b>at UMR</b>												
<b>at CMSU</b>												
<b>MWSC</b>												
<b>at MSSU</b>												
Defense	DE	DT	DT	DE	OLB	ILB	ILB	OLB	DB	DB	FS	P
<b>CSM</b>	Hemmerling	Bull	Nichols	Moyer	Looney	Gould	Ev. Beck	Corcoran	Terrell	Stuckey	Ewy	Massey
<b>LU</b>	Hemmerling	Bull	Nichols	Huenefeld	Looney	Gould	Ev. Beck	Corcoran	Terrell	Stuckey	Ewy	Massey
<b>ESU</b>	Hemmerling	Bull	Nichols	Moyer	Looney	Gould	Ev. Beck	Corcoran	Terrell	Stuckey	Ewy	Massey
<b>at TSU</b>	Hemmerling	Bull	Nichols	Moyer	Looney	Gould	Ev. Beck	Corcoran	Terrell	Stuckey	Ewy	Massey
<b>NWMSU</b>	Birt	Hemmerling	Lewis	Huenefeld	Looney	Gould	Ev. Beck	Corcoran	Terrell	Stuckey	Ewy	Massey
<b>at PSU</b>	Birt	Hemmerling	Lewis	Huenefeld	Looney	Gould	Ev. Beck	Corcoran	Terrell	Stuckey	Ewy	Massey
<b>SBU</b>	Birt	Hemmerling	Lewis	Huenefeld	Looney	Gould	Ev. Beck	Corcoran	Terrell	Stuckey	Ewy	Massey
<b>at UMR</b>												
<b>at CMSU</b>												
<b>MWSC</b>												
<b>at MSSU</b>												

**BoldItalic** = WU non-MIAA opponent



### 'Bods and Ends:

• Junior wide receiver Sam Sissom moved into fifth place on the all-time receiving chart with 1,842 yards. His 115 catches for his career rank fourth on the all-time chart.

• Joe Corcoran lifted his career total tackles to 323 total. He is 27 from breaking the career tackle record of 349 held by Tony Scollieri who played from 1994-97.

• Grant Gould moved into fourth place on the all-time tackles with 280 total tackles.

• Mike Oupitan went over the 1,300-yard mark against Southwest Baptist for his career. He now has 1,312 yards receiving which places him eighth on the all-time chart.



### Up next:

The Ichabods will hit the road for their final MIAA clash in Rolla against the Missouri-Rolla Miners. The Ichabods lead the all-time series 10-5. Following the game with the Miners, the Ichabods will be on the road again on Oct. 23 against Central Missouri. The Ichabods will wrap up the home slate with Homecoming against Missouri Western on Oct. 30.

## Ichabods vs the Miners last meeting 10/25/03

<b>UMR</b>	<b>0</b>	<b>7</b>	<b>14</b>	<b>3</b>	<b>- 24</b>
<b>WU</b>	<b>7</b>	<b>21</b>	<b>0</b>	<b>21</b>	<b>- 49</b>

### Scoring Summary:

#### 1st Quarter

00:11 WU - Hearn,Trent 4 yd run (Sabel,Connor kick), 4-23 1:45, UMR 0 - WU 7

#### 2nd Quarter

11:19 UMR - Moss,Clint 14 yd pass from Gray,Evan (Armbruster,Marc kick), 11-74 3:49, UMR 7 - WU 7

08:57 WU - Sissom,Sam 14 yd pass from Hickel,Dustin (Sabel,Connor kick), 5-80 2:22, UMR 7 - WU 14

01:14 WU - Odupitan,Mike 11 yd pass from Hickel,Dustin (Sabel,Connor kick), 9-69 3:07, UMR 7 - WU 21

00:16 WU - Sissom,Sam 14 yd pass from Hickel,Dustin (Sabel,Connor kick), 3-35 0:22, UMR 7 - WU 28

#### 3rd Quarter

10:59 UMR - Stosic,Uros 12 yd pass from Gray,Evan (Armbruster,Marc kick), 4-40 1:19, UMR 14 - WU 28

06:37 UMR - Stosic,Uros 5 yd pass from Gray,Evan (Armbruster,Marc kick), 11-69 2:46, UMR 21 - WU 28

#### 4th Quarter

14:47 UMR - Armbruster,Marc 38 yd field goal, 8-46 2:10, UMR 24 - WU 28

09:27 WU - Hearn,Trent 2 yd run (Sabel,Connor kick), 5-34 1:47, UMR 24 - WU 35

05:24 WU - Hearn,Trent 6 yd run (Sabel,Connor kick), 6-64 2:29, UMR 24 - WU 42

03:17 WU - Lehman,Cason 27 yd pass from Schuerman,Tyler (Sabel,Connor kick), 3-27 1:31, UMR 24 - WU 49

### Team Statistics:

	<b>UMR</b>	<b>WU</b>
FIRST DOWNS	24	28
RUSHES-YARDS (NET)	30-57	51-318
PASSING YDS (NET)	313	236
Passes Att-Comp-Int	52-30-2	28-16-1
OFFENSE PLAYS-YARDS	82-370	79-554
Fumble Returns-Yards	0-0	0-0
Punt Returns-Yards	1-0	6-76
Kickoff Returns-Yards	8-120	3-53
Interception Returns-Yards	1-0	2-46
Punts (Number-Avg)	7-39.6	5-33.0
Fumbles-Lost	0-0	4-2
Penalties-Yards	1-10	6-60
Possession Time	26:28	33:10
Third-Down Conversions	5 of 17	6 of 13
Fourth-Down Conversions	1 of 3	0 of 1
Red-Zone Scores-Chances	3-3	6-6
Sacks By: Number-Yards	0-0	4-35

### Individual Statistics:

**RUSHING:** Missouri-Rolla-Miller,Keenan 17-68; Lester,Dan 5-16; Team 1-minus 1; Gray,Evan 7-minus 26. Washburn-Hearn,Trent 29-175; Odupitan,Mike 3-62; Hickel,Dustin 5-28; Bland,Rawshaw 4-19; Womack,Jeff 4-13; Lehman,Cason 1-9; Schuerman,Tyler 2-8; McCann,Chris 2-2; Kraisinger,Kip 1-2.

**PASSING:** Missouri-Rolla-Gray,Evan 26-48-2-278; Becker,Mark 4-4-0-35. Washburn-Hickel,Dustin 13-22-1-168; Schuerman,Tyler 3-6-0-68.

**RECEIVING:** Missouri-Rolla-Fischer,Brett 8-76; Stosic,Uros 7-80; Drussa,Cole 6-70; Moss,Clint 5-62; Smith,Antwan 3-27; Lester,Dan 1-minus 2. Washburn-Sissom,Sam 5-100; Lehman,Cason 4-63; Odupitan,Mike 3-26; Bland,Rawshaw 2-16; Hoytal,John 1-19; Scott,Jeff 1-12.

**INTERCEPTIONS:** Missouri-Rolla-Williams,Nathan

## 2004 players of the week As selected by Ichabod coaching staff

<b>Game</b>	<b>Off. Skill</b>	<b>Def. Skill</b>	<b>Special Teams</b>	<b>Off. Line</b>	<b>Def. Line</b>	<b>Work Team Off.</b>	<b>Work Team Def.</b>	<b>Big Hit</b>
CSM	Sam Sissom, WR	Fletcher Terrell, DB	Curt Massey, P Chris Brown, LB	Jeff Scott, TE	Grant Gould, LB	Kyle Hainline, OL	Eric Lawrence, DE	Chris Brown, LB
LU	Rawshaw Bland, FB	Henry Talley, DB	Curt Massey, P Jarod Tetuan, WR	Matt Durler, C	Mitch Birt, DE	Brandon Walker, QB	Myckel Neal, LB	Erin Beck, DB
ESU	Sam Sissom, WR	Grant Gould, LB	Curt Massey, P Cason Lehman, PK	Bryce Kelley, G	Trey Lewis, DL	Jeremy Assal, FB	Nick Svoboda, DE	Calvin Stuckey, DB
TSU	Mike Odupitan, WR	Calvin Stuckey, DB	Jarod Tetuan, KR Terrell Cobb, LB	Tyrone Barrett, OL	Zach Hemmerling, DE	Joshua Lamb, RB	Justin Knutzen, DE	Chris Brown, LB Taurence Minikwu, LB
NWMSU	Jeff Scott, TE	Evin Beck, LB	Mike Odupitan, KR Mike Gonzales, LB	Rudy Sué, G	Mitch Birt, DE	Matt Brown, WR	Joe Leiker, LB	Fletcher Terrell, DB Terrell Cobb, LB
PSU	Ra'Shawn Mosley, RB	Fletcher Terrell, DB	Jarod Tetuan, KR Chris Brown, LB	Matt Durler, C	Blake Nichols, DL	David Becker, OL	James Jackson, DL	Chris Brown, LB
SBU	Sam Sissom, WR	Josh Looney, LB	Erin Beck, LB Chris Brown, LB	Matt Durler, C	Cody Huenefeld, DL	Andy Kavanaugh, OL	Myckel Neal, LB	Josh Looney, LB Terrell Cobb, LB
UMR								
CMSU								
MWSC								
MSSU								



## The last time it happened

### 400 Passing Yards

10/27/79 vs Missouri Western - Mike Atkins (418 yards)

### 300 Passing Yards

10/26/02 vs Missouri Western - Dustin Hickel (319 yards)

### 40 Pass Attempts

10/26/02 vs Missouri Western - Dustin Hickel (42 attempts)

### 20 Pass Completions

10/9/04 vs Southwest Baptist - Tyler Schuerman (22 completions)

### 100 Receiving Yards

10/9/04 vs Southwest Baptist - Mike Odupitan (102 yards - 7 receptions)

### 200 Receiving Yards

10/24/98 vs Missouri Southern - Marc Nardella (221 yards - 10 receptions)

### 100 Rushing Yards

10/9/04 vs Southwest Baptist - Ra'Shawn Moseley (143 yards - 23 carries)

### 175 Rushing Yards

10/25/03 vs Missouri-Rolla - Trent Hearn (175 - 29 carries)

### Kickoff returned for a touchdown

11/15/03 vs Missouri Southern - Mike Odupitan (89 yards)

### Punt returned for a touchdown

10/9/04 vs Southwest Baptist - Fletcher Terrell 24-yard return off (in endzone off Chris Brown blocked punt)

### Punt returned for a touchdown (not on a blocked punt)

10/7/95 vs Central Missouri - Andy Rucker (50 yards)

### Interception returned for a touchdown

9/20/03 vs Emporia State - Fletcher Terrell (60 yards)

### Fumble Recovery for a touchdown

9/25/04 vs Northwest Missouri - Mitch Birt (Recovery in endzone after sack)

### 500 Yards in Team Total Offense

9/18/04 vs Truman State - (553 total yards)

### 600 Yards in Team Total Offense

11/9/02 vs Missouri-Rolla (612 total yards)

### 30 First Downs

11/9/02 vs Missouri-Rolla (31 total - 21 rushing, 10 passing)

### Overtime Game

9/20/03 vs Emporia State - (loss 35-28 in overtime)

### Double Overtime Game

10/26/02 vs Missouri Western - (loss 34-28 in double overtime)

### Last Time Shutout

11/7/98 vs Central Missouri - (loss 37-0 -- a streak of 63 games without one)

### Last Time Washburn Recorded a shutout

9/18/04 vs Truman State- (win 62-0) -- a streak of 4 games

## AFCA Coaches Poll

(as of Oct. 12, 2004)	Rec.	Pts.	Prv.
1 . Grand Valley St.(24)	6-0	624	1
2 . Pittsburg St. (1)	7-0	598	2
3 . Texas A&M-Kingsville	5-0	568	3
4 . Northwest Missouri St.	7-0	532	4
5 . Albany St. (Ga.)	6-0	497	7
6 . St. Cloud State (Minn.)	7-0	493	8
7 . Northwood (Mich.)	7-0	440	12
8 . Valdosta St. (Ga.)	5-1	437	10
9 . North Dakota	5-1	430	11
10. East Stroudsburg (Pa.)	6-0	375	14
11. Central Oklahoma	6-1	367	6
12. Arkansas Tech	6-0	342	15
13. Michigan Tech	6-0	307	17
14. Catawba (N.C.)	5-1	305	5
15. Winona St. (Minn.)	6-1	282	16
16. Colorado Mines	7-0	256	19
17. Shippensburg (Pa.)	6-1	244	18
18. South Dakota	6-1	175	22
19. Wingate (N.C.)	6-1	167	NR
20. Tuskegee (Ala.)	4-1	160	21
21. Carson-Newman(Tenn.)	4-2	157	9
22. North Alabama	4-2	89	24
23. Saginaw Valley St.	4-2	78	13
24. Midwestern St. (Tex.)	5-1	35	NR
25. Central Arkansas	5-2	33	NR

**Dropped Out (last week's rating):** Delta St. (Miss.) (20), Central Missouri St. (23), California (Pa.) (25)

**Others Receiving Votes:** Indiana (Pa.), 26; Nebraska-Omaha, 23; Southern Connecticut St., 17; West Chester (Pa.), 11; Southeastern Oklahoma St., 10; Bentley (Mass.), 8; East Central (Okla.), 8; North Carolina Central, 8; C.W. Post (N.Y.), 6; West Virginia Wesleyan, 5; California (Pa.), 4; Bloomsburg (Pa.), 3; Fayetteville St. (N.C.), 2; Kentucky St., 2; Delta St. (Miss.), 1.

## NCAA South west Regional poll

No. School . . . Overall/In-Region Records

1. Texas A&M-Kingsville . . . . .	5-0/5-0
2. Northwest Missouri State . . . . .	7-0/7-0
3. Pittsburg State . . . . .	7-0/7-0
4. Colorado School of Mines . . . . .	7-0/6-0
5. Central Oklahoma. . . . .	6-1/6-1
6. Midwestern State . . . . .	5-1/5-1
7. Southeastern Oklahoma State. . .	5-1/5-1
8. East Central . . . . .	5-1/5-1
9. Chadron State . . . . .	5-2/4-1
10. Eastern New Mexico . . . . .	4-3/4-3
11. Central Missouri State. . . . .	4-3/4-3
12. Adams State . . . . .	4-3/4-2

**Bold = MIAA School**

**BoldItalic = WU non-MIAA opponent**

**ICHABOD OFFENSE****Quarterback**

16 Tyler Schuerman . . . . . 6-3, 220, SR  
 10 Jordan Brill . . . . . 6-3, 215, FRRS

**Running back**

6 Trent Hearn . . . . . 6-1, 215, SO  
 3 Ra'shawn Moseley . . . . . 5-10, 195, FRRS

**Fullback**

30 Rawshawn Bland . . . . . 5-10, 235, JR  
 31 Chris McCann . . . . . 5-9, 205, SO

**Wide Receiver**

5 Mike Odupitan . . . . . 6-1, 200, JR  
 12 Dustin Hickel . . . . . 6-1, 196, SR

**Wide Receiver**

83 Sam Sissom . . . . . 6-0, 195, JR  
 7 Cason Lehman . . . . . 6-1, 205, JR

**Tight End**

80 Jeff Scott . . . . . 6-4, 255, JR  
 29 John Hoytal . . . . . 6-2, 235, SR

**Left Tackle**

53 Tyrone Barrett . . . . . 6-1, 290, SR  
 57 Ben Thursby . . . . . 6-0, 280, JR

**Left Guard**

70 Rudy Su'e . . . . . 6-1, 300, JR  
 65 Jeff Rickard . . . . . 6-3, 280, FR

**Center**

55 Matt Durler . . . . . 6-4, 280, SR  
 65 Jeff Rickard . . . . . 6-3, 280, FR

**Right Guard**

62 Bryce Kelley . . . . . 6-2, 275, SR  
 66 Matt Neely . . . . . 6-2, 240, FRRS

**Right Tackle**

77 Jim Holland . . . . . 6-7, 275, JR  
 51 Pat Mack . . . . . 6-4, 265, SO

**MINER OFFENSE****Left Tackle**

79 Kyle Marshall . . . . . 6-5, 295, Jr.  
 76 Lou Kuelker . . . . . 6-2, 290, Jr.

**Left Guard**

59 Joe Tomasek . . . . . 5-11, 270, Sr.  
 73 Kyle Duvall . . . . . 6-5, 245, Fr.-R

**Center**

50 Eric Webster . . . . . 6-0, 270, Sr.  
 52 Adam Keithley . . . . . 6-2, 295, Fr.-R

**Right Guard**

62 Colin McFarland . . . . . 6-3, 300, Sr.  
 75 Geoff Stafford . . . . . 6-4, 300, Fr.-R

**Right Tackle**

74 Jordan Preston . . . . . 6-4, 300, Jr.  
 76 Lou Kuelker . . . . . 6-2, 290, Jr.

**Tight End**

84 Cole Drussa . . . . . 6-2, 240, Sr.  
 15 Matthew Schneider . . . . . 6-4, 215, So.

**Wide Receiver**

23 Chris Mazzi . . . . . 5-10, 180, Jr.  
 24 Ashton Gronewald . . . . . 5-11, 175, Fr.

**Wide Receiver**

2 Brett Fischer . . . . . 6-0, 195, Sr.  
 17 Lagarius Criss . . . . . 6-1, 200, Jr.

**Wide Receiver**

18 Phil Shin . . . . . 6-0, 185, Jr.  
 5 Antwan Smith . . . . . 6-2, 180, Jr.

**Quarterback**

7 Brandon Landry . . . . . 6-0, 185, Jr.  
 13 Mark Becker . . . . . 6-4, 215, So.

**Runningback**

6 Delane Ingram . . . . . 5-11, 185, Jr.  
 34 Dan Lester . . . . . 5-11, 210, Sr.

**ICHABOD DEFENSE****Defensive End**

98 Zach Hemmerling . . . . . 6-5, 265, SO  
 93 Eric Eisenbarth . . . . . 6-2, 260, FR

**Defensive Tackle**

76 Trey Lewis . . . . . 6-3, 265, SO  
 90 Blake Nichols . . . . . 6-4, 280, SO

**Defensive Tackle**

95 Mitch Birt . . . . . 6-2, 245, FRRS  
 99 Nick Bull . . . . . 6-2, 295, SO

**Defensive End**

72 Cody Huenefeld . . . . . 6-1, 250, SO  
 94 Dustin Moyer . . . . . 6-2, 245, FRRS

**Outside Linebacker**

11 Joe Corcoran . . . . . 6-0, 190, SR  
 22 Aaron Neal . . . . . 6-0, 213, SO

**Inside Linebacker**

13 Evin Beck . . . . . 6-0, 210, SR  
 4 Taurence Minikwu . . . . . 5-11, 212, JR

**Inside Linebacker**

36 Grant Gould . . . . . 6-3, 230, JR  
 48 Terrell Cobb . . . . . 6-0, 215, JR

**Outside Linebacker**

39 Josh Looney . . . . . 6-2, 225, JR  
 1 Chris Brown . . . . . 5-10, 195, SO

**Cornerback**

2 Fletcher Terrell . . . . . 6-1, 180, SO  
 17 Tramaine Young . . . . . 6-1, 180, SO

**Cornerback**

28 Calvin Stuckey . . . . . 6-2, 193, JR  
 24 Henry Talley . . . . . 6-1, 185, FRRS

**Free Safety**

33 Adam Ewy . . . . . 6-1, 195, FRRS  
 14 Blake Meyer . . . . . 6-3, 180, SR

**MINER DEFENSE****Left End**

78 Jordan Tucker . . . . . 6-4, 245, Jr.  
 55 Kyran Weaver . . . . . 6-2, 305, Jr.

**Left Tackle**

53 Robert Rutherford . . . . . 6-2, 265, Jr.  
 99 Dallas Massie . . . . . 6-3, 275, Fr.-R

**Right Tackle**

77 Derek Drussa . . . . . 6-2, 255, So.  
 61 Clarence Chaney . . . . . 6-2, 280, Jr.

**Right End**

94 Justin Ayers . . . . . 6-1, 230, Sr.  
 90 Jon Havens . . . . . 6-3, 225, Jr.

**Strong Linebacker**

44 Andrew Cleveland . . . . . 5-9, 225, Jr.  
 48 Sam M. Williams . . . . . 6-0, 205, Fr.-R

**Middle Linebacker**

43 Mario Gant . . . . . 5-10, 235, Jr.  
 22 Mustafa Kindell . . . . . 5-11, 225, Jr.

**Weakside Linebacker**

47 Avian Jordan . . . . . 6-3, 220, So.  
 26 Brad Brueckner . . . . . 5-1, 205, Jr.

**Cornerback**

9 Corey Gamble . . . . . 5-11, 195, Sr.  
 28 Jamel Sims . . . . . 6-2, 175, So.

**Cornerback**

1 Daudi White . . . . . 6-1, 205, Jr.  
 4 Nathan Williams . . . . . 6-1, 185, Jr.

**Strong Safety**

20 Jeremy Dotson . . . . . 5-9, 175, Jr.  
 25 Sam A. Williams . . . . . 5-9, 190, Jr.

**Free Safety**

21 Aaron Clarke . . . . . 6-2, 185, Sr.  
 12 Michael Hardy . . . . . 5-11, 180, Fr.

**ICHABOD SPECIALISTS****Punter**

47 Curt Massey . . . . . 6-1, 220, JR  
 35 Ben Boswell . . . . . 6-0, 170, SO

**PAT/FG**

86 Connor Sabel . . . . . 6-2, 180, SO  
 84 Adam Azeltine . . . . . 6-0, 170, SO

**Kickoffs**

86 Connor Sabel . . . . . 6-2, 180, SO  
 84 Adam Azeltine . . . . . 6-0, 170, SO

**Long Snapper**

80 Jeff Scott . . . . . 6-4, 255, JR  
 56 Aaron Hicks . . . . . 6-0, 225, FRRS

**Short Snapper**

80 Jeff Scott . . . . . 6-4, 255, JR  
 98 Zach Hemmerling . . . . . 6-5, 265, SO

**Holder**

7 Cason Lehman . . . . . 6-1, 205, JR  
 23 Jarod Tetuan . . . . . 5-11, 190, FRRS

**Punt Return**

83 Sam Sissom . . . . . 6-0, 195, JR  
 23 Jarod Tetuan . . . . . 5-11, 190, FRRS

**Kickoff Return**

5 Mike Odupitan . . . . . 6-1, 200, JR  
 23 Jarod Tetuan . . . . . 5-11, 190, FRRS

**MINER SPECIALISTS****Placekicker**

92 Trey Lunsford . . . . . 6-3, 195, Jr.  
 92 Trey Lunsford . . . . . 6-3, 195, Jr.

**Punter**

92 Trey Lunsford . . . . . 6-3, 195, Jr.  
 13 Mark Becker . . . . . 6-4, 210, So.

**Holder**

13 Mark Becker . . . . . 6-4, 210, So.  
 78 Jordan Tucker . . . . . 6-4, 245, Jr.

**Kickoff Return**

34 Dan Lester . . . . . 5-11, 205, Sr.  
 6 Delane Ingram . . . . . 5-11, 180, Jr.

**Punt Return**

18 Phil Shin . . . . . 6-0, 185, Jr.







**top 10  
single season rushing**

Player	Year	Yards
1. Dino DeLisa	1983	1,185
2. <b>Trent Hearn</b>	<b>2003</b>	<b>1,116</b>
3. Art Fletcher	1948	979
4. Les Williams	1988	947
5. Phil Brooks	1989	936
6. Dino DeLisa	1985	888
7. Kevin McCormick	1971	862
8. Willie Sapp	1997	819
9. Greg Lane	1990	758
10. Gary Yager	1974	748

**top 10  
single season  
total offense**

Player	Year	Yards
1. <b>Tyler Schuerman</b>	<b>2000</b>	<b>2,644</b>
2. <b>Dustin Hickel</b>	<b>2002</b>	<b>2,571</b>
3. Barry Galbraith	1999	2,540
4. Barry Griffiths	1988	2,296
5. Aaron Battle	1998	2,258
6. Mike Atkins	1980	1,905
7. Joe Schartz	1995	1,891
8. Kyle Kingston	1987	1,794
9. Aaron Battle	1998	1,677
10. Joe Schartz	1996	1,665

**top 10  
career rushing**

Player	Years	Yards
1. Dino DeLisa	83-85	2,794
2. Brandon Rainer	98-01	2,182
3. Les Williams	86-90	2,030
4. Leroy Harmon	45-49	1,927
5. Willie Sapp	95-97	1,816
6. Art Fletcher	46-49	1,698
7. Bill Baker	51-53	1,670
8. Kevin McCormick	69-71	1,581
9. Brent Cripps	74-77	1,506
10. <b>Tyler Schuerman</b>	<b>00-pr</b>	<b>1,488</b>
11. Nick Cummings	92-94	1,448
13. <b>Trent Hearn</b>	<b>03-pr</b>	<b>1,335</b>

**top 10  
career total offense**

Player	Years	Yards
1. <b>Tyler Schuerman</b>	<b>00-pr</b>	<b>6,840</b>
2. Joe Schartz	93-96	6,622
3. <b>Dustin Hickel</b>	<b>01-pr</b>	<b>5,242</b>
4. Mike Atkins	77-80	5,063
5. Aaron Battle	94-98	4,173
6. Leroy Harmon	45-49	3,924
7. Mike Grogan	74-77	3,861
8. Barry Galbraith	95-99	3,040
9. Dino DeLisa	83-85	2,794
10. Kyle Kingston	86-87	2,671

**top 10  
single season receiving**

Player	Year	Yards
1. Troy Slusser	1988	1,512
2. Marc Nardella	1990	1,136
3. Ron Hamilton	1980	1,128
4. Michael Dritlein	1995	1,112
5. Marc Nardella	1999	933
6. Colon McNeal	2000	829
7. Michael Dritlein	1994	816
8. Michael Dritlein	1993	742
9. Colon McNeal	2001	732
10. <b>Sam Sissom</b>	<b>2002</b>	<b>719</b>

**top 10  
single season scoring**

Player	Year	Points
1. Troy Slusser	1988	128
2. <b>Tyler Schuerman</b>	<b>2000</b>	<b>96</b>
3. <b>Trent Hearn</b>	<b>2003</b>	<b>96</b>
4. Dino DeLisa	1983	84
5. Nick Kresic	1986	79
6. Kevin McCormick	1971	78
7. <b>Sam Sissom</b>	<b>2002</b>	<b>74</b>
8. Chad Todd	2000	63
9. Nick Cummings	1994	60
10. Chad Todd	1998	57

**top 8  
career receiving**

Player	Years	Yards
1. Michael Dritlein	92-95	3,103
2. Troy Slusser	85-88	2,428
3. Marc Nardella	96-99	2,080
4. Ron Hamilton	79-80	1,919
5. <b>Sam Sissom</b>	<b>2003-pr</b>	<b>1,842</b>
6. Colon McNeal	98-01	1,808
7. Mike Keeley	75-78	1,592
8. <b>Mike Odupitan</b>	<b>2002-pr</b>	<b>1,312</b>
9. Al Dressman	69-71	1,228

**top 10  
career scoring**

Player	Years	Points
1. Troy Slusser	85-88	226
2. Chad Todd	97-00	210
3. Brandon Rainer	98-01	186
4. Dino DeLisa	83-85	174
5. <b>Sam Sissom</b>	<b>02-pr</b>	<b>166</b>
6. <b>Tyler Schuerman</b>	<b>00-pr</b>	<b>150</b>
7. Nick Kresic	83-86	141
8. Joe Schartz	93-96	138
9. Dan Brown	92-95	137
10. Kevin McCormick	69-71	126

**top 10  
single season passing**

Player	Year	Yards
1. Barry Griffiths	1988	2,338
2. Barry Galbraith	1999	2,269
3. <b>Dustin Hickel</b>	<b>2002</b>	<b>2,160</b>
4. Aaron Battle	1998	2,131
5. Mike Atkins	1980	2,106
6. <b>Tyler Schuerman</b>	<b>2000</b>	<b>1,936</b>
7. Mike Atkins	1979	1,678
8. Kyle Kingston	1987	1,629
9. Joe Schartz	1995	1,452
10. Joe Schartz	1993	1,430

**top 10  
single season Tackles**

Player	Year	Tackles
1. Bill Guidetti	1984	152
2. Todd McGhghy	1991	129
3. <b>Joe Corcoran</b>	<b>2002</b>	<b>124</b>
Tony Scollieri	1997	124
5. Tony Scollieri	1996	116
6. Corey Phipps	1999	112
7. <b>Grant Gould</b>	<b>2003</b>	<b>111</b>
Wade Dennis	1988	111
9. Charlie Bennett	1987	108
10. Several tied with		97

**top 10  
career passing**

Player	Years	Yards
1. Joe Schartz	93-96	5,527
2. Mike Atkins	77-80	5,437
3. <b>Tyler Schuerman</b>	<b>00-pr</b>	<b>5,352</b>
4. <b>Dustin Hickel</b>	<b>01-pr</b>	<b>4,144</b>
5. Mike Grogan	74-77	3,761
6. Aaron Battle	94-98	3,479
7. Barry Galbraith	95-99	2,684
8. Mark Elliott	80-83	2,604
9. Barry Griffiths	87-88	2,395
10. Kyle Kingston	86-87	2,381

**top 10  
career Tackles**

Player	Years	Tackles
1. Tony Scollieri	94-97	349
2. Matt Cahill	79-82	323
3. <b>Joe Corcoran</b>	<b>00-pr</b>	<b>312</b>
4. <b>Grant Gould</b>	<b>02-pr</b>	<b>280</b>
5. Jeremy Potts	98-01	258
6. Corey Phipps	97-00	242
7. Todd McGhghy	90-91	226
8. Nolan Jeffery	93-95	225
9. Wade Dennis	86-88	191
10. Morgan Dewey	02-03	185

**2004 Results (3-3, 2-2 MIAA)**

Date	Opponent	Score	Time	Attend
Aug 28	COLORADO MINES	L 27-34	3:04	5874
Sep 04	LANGSTON	W 30-7	3:23	3725
Sep 11	*EMPORIA STATE	W 28-10	3:07	5776
Sep 18	*at Truman State	W 62-0	3:04	2500
Sep 25	*NO. 5 NORTHWEST MO. ST.	L 21-49	3:13	4958
Oct 02	*at No. 3 Pittsburg State	L 14-70	3:15	8843
Oct 09	*SOUTHWEST BAPTIST	W 38-35	3:15	4111

\* indicates conference game

**Team Statistics**

	WU	OPP
SCORING	220	205
Points Per Game	31.4	29.3
FIRST DOWNS	143	148
Rushing	52	62
Passing	78	70
Penalty	13	16
RUSHING YARDAGE	1039	1670
Yards gained rushing	1208	1817
Yards lost rushing	169	147
Rushing Attempts	267	274
Average Per Rush	3.9	6.1
Average Per Game	148.4	238.6
TDs Rushing	12	17
PASSING YARDAGE	1693	1340
Att-Comp-Int	233-131-5	220-117-6
Average Per Pass	7.3	6.1
Average Per Catch	12.9	11.5
Average Per Game	241.9	191.4
TDs Passing	17	12
TOTAL OFFENSE	2732	3010
Total Plays	500	494
Average Per Play	5.5	6.1
Average Per Game	390.3	430.0
KICK RETURNS: #YARDS	32-618	29-482
PUNT RETURNS: #YARDS	18-234	19-246
INT RETURNS: #YARDS	6-141	5-4
KICK RETURN AVERAGE	19.3	16.6
PUNT RETURN AVERAGE	13.0	12.9
INT RETURN AVERAGE	23.5	0.8
FUMBLES-LOST	14-8	12-8
PENALTIES-YARDS	70-539	59-508
Average Per Game	77.0	72.6
PUNTS-YARDS	35-1414	35-1190
Average Per Punt	40.4	34.0
Net punt average	33.4	27.3
TIME OF POSSESSION/GAME	30:08	29:52
3RD-DOWN CONVERSIONS	41/104	47/103
3rd-Down Pct	39%	46%
4TH-DOWN CONVERSIONS	9/16	2/11
4th-Down Pct	56%	18%
SACKS BY-YARDS	13-84	10-72
MISC YARDS	0	0
TOUCHDOWNS SCORED	31	29
FIELD GOALS-ATTEMPTS	1-7	1-6
PAT-ATTEMPTS	27-30	26-28
ATTENDANCE	24444	11343
Games/Avg Per Game	5/4889	2/5672
Neutral Site Games		0/0

**SCORE BY QUARTERS**

	1st	2nd	3rd	4th	Total
Washburn	69	62	34	55	220
Opponents	52	84	34	35	205

**Offensive Statistics**

Rushing	GP	Att	Gain	Loss	Net	Avg	TD	Long	Avg/G
Moseley,Ra'Shaw	7	114	614	51	563	4.9	6	31	80.4
Hearn,Trent	5	59	228	9	219	3.7	2	15	43.8
Schuerman,Tyler	6	28	125	44	81	2.9	2	31	13.5
McCann,Chris	4	20	82	3	79	4.0	0	20	19.8
Bland,Rawshaw	7	19	76	7	69	3.6	1	16	9.9
Odupitan,Mike	7	3	25	0	25	8.3	1	14	3.6
Tetuan,Jarod	7	4	21	0	21	5.2	0	17	3.0
Hickel,Dustin	5	3	13	1	12	4.0	0	11	2.4
Lamb,Josh	1	2	11	0	11	5.5	0	6	11.0
Martin,James	5	1	5	0	5	5.0	0	5	1.0
Sissom,Sam	7	1	0	0	0	0.0	0	0	0.0
Ichabods	6	4	1	4	-3	-0.8	0	1	-0.5
Brill,Jordan	4	9	7	50	-43	-4.8	0	5	-10.8
<b>Total.....</b>	<b>7</b>	<b>267</b>	<b>1208</b>	<b>169</b>	<b>1039</b>	<b>3.9</b>	<b>12</b>	<b>31</b>	<b>148.4</b>
<b>Opponents.....</b>	<b>7</b>	<b>274</b>	<b>1817</b>	<b>147</b>	<b>1670</b>	<b>6.1</b>	<b>17</b>	<b>77</b>	<b>238.6</b>

**PASSING**

	G	Effic	Att-Cmp-Int	Pct	Yds	TD	Lng	Avg/G
Schuerman,Tyler	6	145.23	148-86-3	58.1	1135	12	86	189.2
Brill,Jordan	4	120.10	73-40-2	54.8	458	4	50	114.5
Hickel,Dustin	5	278.33	6-5-0	83.3	100	1	35	20.0
Ichabods	6	0.00	5-0-0	0.0	0	0	0	0.0
Lehman,Cason	7	0.00	1-0-0	0.0	0	0	0	0.0
<b>Total.....</b>	<b>7</b>	<b>137.04</b>	<b>233-131-5</b>	<b>56.2</b>	<b>1693</b>	<b>17</b>	<b>86</b>	<b>241.9</b>
<b>Opponents.....</b>	<b>7</b>	<b>116.89</b>	<b>220-117-6</b>	<b>53.2</b>	<b>1340</b>	<b>12</b>	<b>62</b>	<b>191.4</b>

**RECEIVING**

	G	No.	Yds	Avg	TD	Long	Avg/G
Sissom,Sam	7	35	568	16.2	9	86	81.1
Odupitan,Mike	7	34	443	13.0	3	50	63.3
Lehman,Cason	7	17	257	15.1	2	35	36.7
Scott,Jeff	7	12	106	8.8	1	25	15.1
Moseley,Ra'Shaw	7	10	49	4.9	0	35	7.0
Tetuan,Jarod	7	8	117	14.6	1	30	16.7
Bland,Rawshaw	7	6	49	8.2	0	13	7.0
Hickel,Dustin	5	2	54	27.0	1	36	10.8
Lebahn,Jake	3	2	24	12.0	0	13	8.0
McCann,Chris	4	2	12	6.0	0	10	3.0
Hoytal,John	6	1	9	9.0	0	9	1.5
Hearn,Trent	5	1	4	4.0	0	4	0.8
Mcclendon,Terre	1	1	1	1.0	0	1	1.0
<b>Total.....</b>	<b>7</b>	<b>131</b>	<b>1693</b>	<b>12.9</b>	<b>17</b>	<b>86</b>	<b>241.9</b>
<b>Opponents.....</b>	<b>7</b>	<b>117</b>	<b>1340</b>	<b>11.5</b>	<b>12</b>	<b>62</b>	<b>191.4</b>

**PUNT RETURNS**

	No.	Yds	Avg	TD	Long
Sissom,Sam	11	77	7.0	0	24
Tetuan,Jarod	5	121	24.2	0	48
Talley,Henry	1	-4	-4.0	0	0
Brown,Chris	1	16	16.0	0	0
Young,Tramaine	0	24	0.0	1	24
<b>Total.....</b>	<b>18</b>	<b>234</b>	<b>13.0</b>	<b>1</b>	<b>48</b>
<b>Opponents.....</b>	<b>19</b>	<b>246</b>	<b>12.9</b>	<b>0</b>	<b>40</b>

**INTERCEPTIONS**

	No.	Yds	Avg	TD	Long
Terrell,Fletche	2	69	34.5	0	69
Talley,Henry	1	36	36.0	0	36
Meyer,Blake	1	5	5.0	0	5
Beck,Erin	1	0	0.0	0	0
Gould,Grant	1	31	31.0	0	31
<b>Total.....</b>	<b>6</b>	<b>141</b>	<b>23.5</b>	<b>0</b>	<b>69</b>
<b>Opponents.....</b>	<b>5</b>	<b>4</b>	<b>0.8</b>	<b>0</b>	<b>4</b>

**FUMBLE RETURNS**

	No.	Yds	Avg	TD	Long
Birt,Mitch	0	0	0.0	1	0
<b>Total.....</b>	<b>0</b>	<b>0</b>	<b>0.0</b>	<b>1</b>	<b>0</b>



<b>KICK RETURNS</b>	<b>No.</b>	<b>Yds</b>	<b>Avg</b>	<b>TD</b>	<b>Long</b>
Odupitan, Mike	13	236	18.2	0	39
Tetuan, Jarod	13	284	21.8	0	76
Moseley, Ra'Shaw	3	58	19.3	0	24
Stuckey, Calvin	1	17	17.0	0	17
Minikwu, Taurenc	1	-1	-1.0	0	0
Terrell, Fletche	1	24	24.0	0	24
<b>Total.....</b>	<b>32</b>	<b>618</b>	<b>19.3</b>	<b>0</b>	<b>76</b>
<b>Opponents.....</b>	<b>29</b>	<b>482</b>	<b>16.6</b>	<b>0</b>	<b>49</b>

<b>SCORING</b>	<b>TD</b>	<b>FGs</b>	<b>PAT Kick</b>	<b>PAT Rush</b>	<b>PAT Rev</b>	<b>PAT Pass</b>	<b>Saf</b>	<b>PTS</b>
Sissom, Sam	9	0-0	0-0	0-0	1	0-0	0	56
Moseley, Ra'Shaw	6	0-0	0-0	0-0	0	0-0	0	36
Sabel, Connor	0	1-7	27-30	0-0	0	0-0	0	30
Odupitan, Mike	4	0-0	0-0	0-0	0	0-0	0	24
Hearn, Trent	2	0-0	0-0	0-0	0	0-0	0	12
Schuerman, Tyler	2	0-0	0-0	0-0	0	1-1	0	12
Lehman, Cason	2	0-0	0-0	0-0	0	0-0	0	12
Bland, Rawshawn	1	0-0	0-0	0-0	0	0-0	0	6
Young, Tramaine	1	0-0	0-0	0-0	0	0-0	0	6
Scott, Jeff	1	0-0	0-0	0-0	0	0-0	0	6
Birt, Mitch	1	0-0	0-0	0-0	0	0-0	0	6
Hickel, Dustin	1	0-0	0-0	0-0	0	0-0	0	6
Tetuan, Jarod	1	0-0	0-0	0-0	0	0-0	0	6
Ichabods	0	0-0	0-0	0-0	0	0-0	1	2
<b>Total.....</b>	<b>31</b>	<b>1-7</b>	<b>27-30</b>	<b>0-0</b>	<b>1</b>	<b>1-1</b>	<b>1</b>	<b>220</b>
<b>Opponents.....</b>	<b>29</b>	<b>1-6</b>	<b>26-28</b>	<b>0-0</b>	<b>1</b>	<b>1-1</b>	<b>0</b>	<b>205</b>

<b>TOTAL OFFENSE</b>	<b>G</b>	<b>Plays</b>	<b>Rush</b>	<b>Pass</b>	<b>Total</b>	<b>Avg/G</b>
Schuerman, Tyler	6	176	81	1135	1216	202.7
Moseley, Ra'Shaw	7	114	563	0	563	80.4
Brill, Jordan	4	82	-43	458	415	103.8
Hearn, Trent	5	59	219	0	219	43.8
Hickel, Dustin	5	9	12	100	112	22.4
McCann, Chris	4	20	79	0	79	19.8
Bland, Rawshawn	7	19	69	0	69	9.9
Odupitan, Mike	7	3	25	0	25	3.6
Tetuan, Jarod	7	4	21	0	21	3.0
Lamb, Josh	1	2	11	0	11	11.0
Martin, James	5	1	5	0	5	1.0
Ichabods	6	9	-3	0	-3	-0.5
<b>Total.....</b>	<b>7</b>	<b>500</b>	<b>1039</b>	<b>1693</b>	<b>2732</b>	<b>390.3</b>
<b>Opponents.....</b>	<b>7</b>	<b>494</b>	<b>1670</b>	<b>1340</b>	<b>3010</b>	<b>430.0</b>

<b>FIELD GOALS</b>	<b>FGM-FGA</b>	<b>Pct</b>	<b>01-19</b>	<b>20-29</b>	<b>30-39</b>	<b>40-49</b>	<b>50+</b>	<b>Blk</b>
Sabel, Connor	1-7	14.3	0-0	0-2	1-1	0-3	0-0	1
<b>FG SEQUENCE</b>	<b>Washburn</b>				<b>OPPONENTS</b>			
Colorado Mines	-			31				
Langston	47			27				
Emporia State	22			(30), 46				
Truman	42, 27			-				
Northwest Mo. St.	-			33				
Pittsburg State	45			-				
Southwest Baptist	(32), 40			37				

Numbers in parentheses indicate field goal was made.

<b>PUNTING</b>	<b>No.</b>	<b>Yds</b>	<b>Avg</b>	<b>Long</b>	<b>TB</b>	<b>FC</b>	<b>I20</b>	<b>Blkd</b>
Massey, Curtis	34	1414	41.6	56	4	4	10	0
Ichabods	1	0	0.0	0	0	0	0	1
<b>Total.....</b>	<b>35</b>	<b>1414</b>	<b>40.4</b>	<b>56</b>	<b>4</b>	<b>4</b>	<b>10</b>	<b>1</b>
<b>Opponents.....</b>	<b>35</b>	<b>1190</b>	<b>34.0</b>	<b>50</b>	<b>1</b>	<b>1</b>	<b>9</b>	<b>1</b>

<b>KICKOFFS</b>	<b>No.</b>	<b>Yds</b>	<b>Avg</b>	<b>TB</b>	<b>OB</b>	<b>Retn</b>	<b>Net</b>	<b>YdLn</b>
Sabel, Connor	37	2096	56.6	7	0			
<b>Total.....</b>	<b>37</b>	<b>2096</b>	<b>56.6</b>	<b>7</b>	<b>0</b>	<b>622</b>	<b>39.8</b>	<b>25</b>
<b>Opponents.....</b>	<b>38</b>	<b>2121</b>	<b>55.8</b>	<b>3</b>	<b>4</b>	<b>678</b>	<b>38.0</b>	<b>27</b>

<b>ALL PURPOSE</b>	<b>G</b>	<b>Rush</b>	<b>Rec</b>	<b>PR</b>	<b>KOR</b>	<b>IR</b>	<b>Tot</b>	<b>Avg/G</b>
Odupitan, Mike	7	25	443	0	236	0	704	100.6
Moseley, Ra'Shaw	7	563	49	0	58	0	670	95.7
Sissom, Sam	7	0	568	77	0	0	645	92.1
Tetuan, Jarod	7	21	117	121	284	0	543	77.6
Lehman, Cason	7	0	257	0	0	0	257	36.7
Hearn, Trent	5	219	4	0	0	0	223	44.6
Bland, Rawshawn	7	69	49	0	0	0	118	16.9
Scott, Jeff	7	0	106	0	0	0	106	15.1
Terrell, Fletche	7	0	0	0	24	69	93	13.3
McCann, Chris	4	79	12	0	0	0	91	22.8
Schuerman, Tyler	6	81	0	0	0	0	81	13.5
Hickel, Dustin	5	12	54	0	0	0	66	13.2
Talley, Henry	6	0	0	-4	0	36	32	5.3
Gould, Grant	7	0	0	0	0	31	31	4.4
Lebahn, Jake	3	0	24	0	0	0	24	8.0
Young, Tramaine	7	0	0	24	0	0	24	3.4
Stuckey, Calvin	7	0	0	0	17	0	17	2.4
Brown, Chris	7	0	0	16	0	0	16	2.3
Lamb, Josh	1	11	0	0	0	0	11	11.0
Hoytal, John	6	0	9	0	0	0	9	1.5
Meyer, Blake	5	0	0	0	0	5	5	1.0
Martin, James	5	5	0	0	0	0	5	1.0
McClendon, Terre	1	0	1	0	0	0	1	1.0
Minikwu, Taurenc	7	0	0	0	-1	0	-1	-0.1
Ichabods	6	-3	0	0	0	0	-3	-0.5
Brill, Jordan	4	-43	0	0	0	0	-43	-10.8
<b>Total.....</b>	<b>7</b>	<b>1039</b>	<b>1693</b>	<b>234</b>	<b>618</b>	<b>141</b>	<b>3725</b>	<b>532.1</b>
<b>Opponents.....</b>	<b>7</b>	<b>1670</b>	<b>1340</b>	<b>246</b>	<b>482</b>	<b>4</b>	<b>3742</b>	<b>534.6</b>

### Defensive Statistics

	<b>GP</b>	<b>UT</b>	<b>AT</b>	<b>TT</b>	<b>TFL</b>	<b>Sacks</b>	<b>Int-Yds</b>	<b>PD</b>	<b>QBH</b>	<b>FR-Yds</b>	<b>FF</b>	<b>BLK</b>	<b>Saf</b>
Gould, Grant	7	34	42	76	3-4		1-31	1					
Beck, Evin	7	21	27	48	8-32	3-21		1					
Ewy, Adam	7	19	20	39				4		1-0			
Looney, Josh	7	15	18	33	3-10	1-3				1-0			
Corcoran, Joe	7	11	22	33	3-8	2-6		2					
Cobb, Terrell	7	12	17	29	1-1			1		1-0			
Terrell, Fletche	7	19	10	29			2-69	6				1	
Neal, Aaron	7	12	13	25	3-17	2-13		1			1		
Gonzalez, Mike	6	15	9	24	3-3	1-2							
Beck, Erin	7	17	17	24			1-0						
Huenefeld, Cody	7	5	13	18	5-14	1-5							
Stuckey, Calvin	7	9	6	15				2					
Bull, Nick	7	5	9	14	7-15	2-6					1		
Lewis, Trey	7	6	7	13	2-2					1-0		1	
Moyer, Dustin	7	4	9	13	2-3	1-2		1					
Brown, Chris	7	7	5	12	1-5	1-5		1			1	1	
Hemmerling, Zach	7	4	7	11	2-7	2-7						1	
Birt, Mitch	7	5	6	11	3-12	1-3				1-0			
Young, Tramaine	7	5	5	10	1-2				1				
Minikwu, Taurenc	7	3	6	9									
Nichols, Blake	7	4	5	9				1		2-0	1		
Eisenbarth, Eric	6	3	5	8	2-11	2-11							
Burgess, Marquet	7	6	2	8					1		1-0		
Meyer, Blake	5	4	2	6			1-5						
Talley, Henry	6	4	1	5			1-36	3					
Lehman, Cason	7	1	1	2									
Munson, Russell	7	1	1	2				1					
Hicks, Aaron	5		2	2									
Ichabods	6	1		1							1	1	1
Bland, Rawshawn	7	1		1									
Martin, James	5	1		1									
Tetuan, Jarod	7		1	1									
Kuszak, Shawn	1		1	1	1-1								
<b>Total.....</b>	<b>7</b>	<b>244</b>	<b>289</b>	<b>533</b>	<b>50-147</b>	<b>13-84</b>	<b>6-141</b>	<b>27</b>		<b>8-0</b>	<b>6</b>	<b>4</b>	<b>1</b>



**Game By Game Rushing**

	No-Yds/TD	MINES	LU	ESU	TSU	NWMSU	PSU	SBU	UMR	CMSU	MWSC	MSSU
Moseley,Ra'Shaw RB	114-563/6	19-108/1	13-63/2	8-11/0	17-104/2	13-44/0	21-90/0	23-143/1				
Hearn,Trent RB	59-219/2	14-71/1	DNP	13-19/1	12-69/0	12-41/0	8-19/0	DNP				
Schuerman,Tyler QB	28-81/2	6-18/0	3--4/0	7-35/0	7-54/2	3--2/0	DNP	2--20/0				
McCann,Chris FB	20-79/0	DNP	8-24/0	DNP	5-9/0	-	7-46/0	DNP				
Bland,Rawshaw FB	19-69/1	1-3/0	5-27/0	5-18/1	4-6/0	-	2-0/0	2-15/0				
Odupitan,Mike WR	3-25/1	1-3/0	1-14/1	-	1-8/0	-	-	-				
Tetuan,Jarod WR	4-21/0	-	-	-	4-21/0	-	-	-				
Hickel,Dustin QB	3-12/0	-	-	DNP	-	-	3-12/0	DNP				
Lamb,Josh RB	2-11/0	DNP	2-11/0	DNP	DNP	DNP	DNP	DNP				
Martin,James TE	1-5/0	-	1-5/0	-	-	-	DNP	DNP				
Sissom,Sam WR	1-0/0	-	-	-	-	-	-	1-0/0				
Ichabods	4-3/0	-	1-1/0	2--3/0	-	DNP	-	1--1/0				
Brill,Jordan QB	9--43/0	DNP	-	DNP	-	4--29/0	5--14/0	DNP				

**Game By Game Receiving**

	No-Yds/TD	MINES	LU	ESU	TSU	NWMSU	PSU	SBU	UMR	CMSU	MWSC	MSSU
Sissom,Sam WR	35-568/9	3-113/2	5-56/1	4-153/2	3-35/2	6-72/0	4-41/0	10-98/2				
Odupitan,Mike WR	34-443/3	4-37/0	3-27/0	2-24/0	8-121/1	6-96/1	4-36/0	7-102/1				
Lehman,Cason WR	17-257/2	2-11/0	5-76/0	1-20/0	2-27/1	2-19/0	4-95/1	1-9/0				
Tetuan,Jarod WR	8-117/1	-	2-27/0	-	1-5/0	2-36/1	-	3-49/0				
Scott,Jeff TE	12-106/1	1-7/0	1-18/0	-	-	3-17/0	7-64/1	-				
Hickel,Dustin QB	2-54/1	-	-	DNP	2-54/1	-	-	DNP				
Moseley,Ra'Shaw RB	10-49/0	3-1/0	2--8/0	1-35/0	1-8/0	1-4/0	1-3/0	1-6/0				
Bland,Rawshaw FB	6-49/0	1-9/0	-	1-1/0	1-12/0	2-23/0	1-4/0	-				
Lebahn,Jake WR	2-24/0	DNP	-	DNP	-	DNP	2-24/0	DNP				
McCann,Chris FB	2-12/0	DNP	1-2/0	DNP	1-10/0	-	-	DNP				
Hoytal,John TE	1-9/0	-	-	DNP	1-9/0	-	-	-				
Hearn,Trent RB	1-4/0	-	DNP	1-4/0	-	-	-	DNP				
Mcclendon,Terre OL	1-1/0	DNP	DNP	DNP	1-1/0	DNP	DNP	DNP				

**Game By Game Passing**

#16 Schuerman,Tyler	Att	Comp	Int	Pct	Yards	TD	Long	Sack	Yds	Effic
Colorado Mines	23	14	2	60.9	178	2	64	0	0	137.2
Langston	36	19	0	52.8	198	1	27	0	0	108.1
Emporia State	17	10	0	58.8	237	2	86	1	6	214.8
Truman	25	15	1	60.0	196	4	32	0	0	170.7
Northwest Mo. St.	9	6	0	66.7	62	0	18	0	0	124.5
Southwest Baptist	38	22	0	57.9	264	3	40	2	20	142.3
TOTALS	148	86	3	58.1	1135	12	86	3	26	145.2

#10 Brill,Jordan	Att	Comp	Int	Pct	Yards	TD	Long	Sack	Yds	Effic
Langston	3	0	0	0.0	0	0	0	0	0	0.0
Truman	7	6	0	85.7	86	1	36	0	0	236.1
Northwest Mo. St.	31	16	0	51.6	205	2	50	3	24	128.5
Pittsburg State	32	18	2	56.2	167	1	25	3	21	97.9
TOTALS	73	40	2	54.8	458	4	50	6	45	120.1

#12 Hickel,Dustin	Att	Comp	Int	Pct	Yards	TD	Long	Sack	Yds	Effic
Pittsburg State	6	5	0	83.3	100	1	35	1	1	278.3
TOTALS	6	5	0	83.3	100	1	35	1	1	278.3

#7 Lehman,Cason	Att	Comp	Int	Pct	Yards	TD	Long	Sack	Yds	Effic
Emporia State	1	0	0	0.0	0	0	0	0	0	0.0
TOTALS	1	0	0	0.0	0	0	0	0	0	0.0

**Game By Game Punt Returns**

	No-Yds/TD	MINES	LU	ESU	TSU	NWMSU	PSU	SBU	UMR	CMSU	MWSC	MSSU
Tetuan,Jarod	5-121	-	1-27	-	3-88	-	-	1-6				
Sissom,Sam	11-77	3-22	3-13	2-7	1-10	1-1	-	1-24				
Brown,Chris	1-16	-	-	-	-	-	-	1-16				
Talley,Henry	1--4	DNP	-	-	-	1--4	-	-				

**Game By Game Kick Returns**

	No-Yds/TD	MINES	LU	ESU	TSU	NWMSU	PSU	SBU	UMR	CMSU	MWSC	MSSU
Tetuan,Jarod	13-284	2-30	1-76	2-34	1-16	1-20	6-108	-				
Odupitan,Mike	13-236	1-26	2-52	-	-	4-87	4-56	2-15				
Moseley,Ra'Shaw	3-58	3-58	-	-	-	-	-	-				
Terrell,Fletche	1-24	-	-	-	-	-	-	1-24				
Stuckey,Calvin	1-17	-	-	-	-	-	-	1-17				
Minikwu,Taurenc	1--1	-	-	1--1	-	-	-	-				

**Game By Game Interception Returns**

	No-Yds/TD	MINES	LU	ESU	TSU	NWMSU	PSU	SBU	UMR	CMSU	MWSC	MSSU
Terrell,Fletche	2-69	-	-	1-69	-	-	1-0	-				
Gould,Grant	1-31	1-31	-	-	-	-	-	-				
Beck,Erin	1-0	-	-	-	1-0	-	-	-				
Meyer,Blake	1-5	-	-	DNP	1-5	-	-	DNP				
Talley,Henry	1-36	DNP	1-36	-	-	-	-	-				

**Game By Game Sacks**

	UA-A	TOT	MINES	LU	ESU	TSU	NWMSU	PSU	SBU	UMR	CMSU	MWSC	MSSU
Beck,Evin LB	2-1	3	-	-	1-0	-	2-21	-	-				
Bull,Nick DT	1-1	2	-	-	1-1	-	1-5	-	-				
Neal,Aaron LB	1-1	2	-	-	-	-	1-4	-	1-9				
Corcoran,Joe LB	0-2	2	-	-	-	1-3	-	-	1-3				
Hemmerling,Zach DE	0-2	2	-	-	1-5	1-2	-	-	-				
Eisenbarth,Eric DE	1-1	2	-	-	2-11	-	-	-	DNP				
Moyer,Dustin DE	0-1	1	-	-	-	1-2	-	-	-				
Birt,Mitch DE	1-0	1	-	-	-	-	-	-	1-3				
Looney,Josh LB	0-1	1	-	-	-	-	-	-	1-3				
Gonzalez,Mike LB	0-1	1	DNP	-	-	1-2	-	-	-				
Huenefeld,Cody DE	1-0	1	-	-	-	1-5	-	-	-				
Brown,Chris FS	0-1	1	-	-	-	-	1-5	-	-				

**Game By Game Tackles for Loss**

	UA-A	TOT	MINES	LU	ESU	TSU	NWMSU	PSU	SBU	UMR	CMSU	MWSC	MSSU
Beck,Evin LB	6-2	8	-	2-3	3-3	1-5	2-21	-	-				
Bull,Nick DT	4-3	7	-	1-1	1-1	-	2-9	1-1	2-3				
Huenefeld,Cody DE	3-2	5	-	-	1-2	1-5	-	-	3-7				
Corcoran,Joe LB	0-3	3	-	-	-	1-3	1-2	-	1-3				
Gonzalez,Mike LB	1-2	3	DNP	1-0	-	1-2	1-1	-	-				
Looney,Josh LB	1-2	3	-	-	1-1	-	-	-	2-9				
Neal,Aaron LB	2-1	3	1-4	-	-	-	1-4	-	1-9				
Gould,Grant LB	2-1	3	-	1-1	-	-	2-3	-	-				
Birt,Mitch DE	2-1	3	1-8	-	1-1	-	-	-	1-3				
Hemmerling,Zach DE	0-2	2	-	-	1-5	1-2	-	-	-				
Moyer,Dustin DE	0-2	2	-	1-1	-	1-2	-	-	-				
Eisenbarth,Eric DE	1-1	2	-	-	2-11	-	-	-	DNP				
Lewis,Trey DT	1-1	2	-	-	1-1	-	-	1-1	-				
Cobb,Terell LB	0-1	1	-	-	-	-	1-1	-	-				
Brown,Chris FS	0-1	1	-	-	-	-	1-5	-	-				
Kuszak,Shawn LB	0-1	1	DNP	1-1	DNP	DNP	DNP	DNP	DNP				
Young,Tramaine DB	1-0	1	-	-	-	-	-	-	1-2				

**Game By Game Tackles - Leaders**

	UA-A	TOT	MINES	LU	ESU	TSU	NWMSU	PSU	SBU	UMR	CMSU	MWSC	MSSU
Gould,Grant LB	34-42	76	5-11	4-3	6-12	4-3	6-2	3-5	6-6				
Beck,Evin LB	21-27	48	4-2	5-1	3-7	1-1	3-2	2-4	3-10				
Ewy,Adam FS	19-20	39	5-7	1-1	3-3	1-1	3-4	3-2	3-2				
Looney,Josh LB	15-18	33	3-2	2-3	2-6	0-1	2-0	2-1	4-5				
Corcoran,Joe LB	11-22	33	4-3	0-1	3-6	0-3	3-3	0-3	1-3				
Cobb,Terell LB	12-17	29	2-2	2-3	1-3	1-2	0-3	4-1	2-3				
Terrell,Fletche DB	19-10	29	3-2	2-1	5-3	0-1	3-0	3-0	3-3				
Neal,Aaron LB	12-13	25	3-0	2-1	1-2	2-2	1-3	0-2	3-3				
Beck,Erin DB	7-17	24	1-1	3-6	1-4	0-3	0-1	2-1	0-1				
Gonzalez,Mike LB	15-9	24	DNP	2-1	0-1	3-2	6-3	3-2	1-0				
Huenefeld,Cody DE	5-13	18	0-2	0-2	0-4	1-1	0-2	1-1	3-1				
Stuckey,Calvin DB	9-6	15	3-0	0-1	1-0	0-1	2-2	3-0	0-2				
Bull,Nick DT	5-9	14	-	1-1	1-4	0-1	2-1	0-1	1-1				

**Ichabod Red Zone Stats**

Date	Opponent	Score	Times In RZ	Times Scored	Total Pts	TDs	Rush TDs	Pass TDs	FGs Made	FGA	Downs	Int	Fumb	Half	Game
Aug 28	Colorado Mines	L 27-34	2	2	14	2	2	0	0	0	0	0	0	0	0
Sep 04	Langston	W 30-7	4	3	21	3	2	1	0	1	0	0	0	0	0
*Sep 11	Emporia State	W 28-10	3	2	14	2	2	0	0	1	0	0	0	0	0
*Sep 18	at Truman	W 62-0	7	6	41	6	3	3	0	1	0	0	0	0	0
*Sep 25	Northwest Mo. St.	L 21-49	1	0	0	0	0	0	0	0	1	0	0	0	0
*Oct 02	at Pittsburg State	L 14-70	2	1	7	1	0	1	0	0	0	0	0	1	0
*Oct 09	Southwest Baptist	W 38-35	5	5	32	4	1	3	1	0	0	0	0	0	0
<b>Totals 19 of 24 (79.2%)</b>				<b>24</b>	<b>19</b>	<b>129</b>	<b>18</b>	<b>10</b>	<b>8</b>	<b>1</b>	<b>3</b>	<b>1</b>	<b>0</b>	<b>0</b>	<b>1 0</b>

**Opponent Red Zone Stats**

Date	Opponent	Score	Times In RZ	Times Scored	Total Pts	TDs	Rush TDs	Pass TDs	FGs Made	FGA	Downs	Int	Fumb	Half	Game
Aug 28	Colorado Mines	L 27-34	5	4	27	4	2	2	0	1	0	0	0	0	0
Sep 04	Langston	W 30-7	1	0	0	0	0	0	0	1	0	0	0	0	0
*Sep 11	Emporia State	W 28-10	3	2	10	1	1	0	1	0	1	0	0	0	0
*Sep 18	at Truman	W 62-0	0	0	0	0	0	0	0	0	0	0	0	0	0
*Sep 25	Northwest Mo. St.	L 21-49	6	5	35	5	2	3	0	1	0	0	0	0	0
*Oct 02	at Pittsburg State	L 14-70	3	3	22	3	2	1	0	0	0	0	0	0	0
*Oct 09	Southwest Baptist	W 38-35	6	5	35	5	5	0	0	1	0	0	0	0	0
<b>Totals 19 of 24 (79.2%)</b>			<b>24</b>	<b>19</b>	<b>129</b>	<b>18</b>	<b>12</b>	<b>6</b>	<b>1</b>	<b>4</b>	<b>1</b>	<b>0</b>	<b>0</b>	<b>0</b>	<b>0</b>

**Ichabod 3rd down conversions**

Date	Opponent	Score	Overall	1st Qtr	2nd Qtr	3rd Qtr	4th Qtr	OT Qtr
Aug 28	Colorado Mines	L 27-34	7-17 41.2%	4-5 80.0%	1-5 20.0%	0-2 0.0%	2-5 40.0%	
Sep 04	Langston	W 30-7	9-18 50.0%	0-1 0.0%	4-6 66.7%	5-8 62.5%	0-3 0.0%	
Sep 11	Emporia State	W 28-10	4-12 33.3%	1-2 50.0%	0-3 0.0%	1-3 33.3%	2-4 50.0%	
Sep 18	at Truman	W 62-0	6-11 54.5%	2-2 100.0%	3-4 75.0%	1-3 33.3%	0-2 0.0%	
Sep 25	Northwest Mo. St.	L 21-49	5-17 29.4%	2-4 50.0%	1-6 16.7%	1-5 20.0%	1-2 50.0%	
Oct 02	at Pittsburg State	L 14-70	5-15 33.3%	0-4 0.0%	2-5 40.0%	1-3 33.3%	2-3 66.7%	
Oct 09	Southwest Baptist	W 38-35	5-14 35.7%	0-1 0.0%	1-4 25.0%	3-3 100.0%	1-6 16.7%	
<b>Washburn</b>			<b>41-104 39.4%</b>	<b>9-19 47.4%</b>	<b>12-33 36.4%</b>	<b>12-27 44.4%</b>	<b>8-25 32.0%</b>	<b>0-0 0.0%</b>
<b>Opponents</b>			<b>47-103 45.6%</b>	<b>16-26 61.5%</b>	<b>11-24 45.8%</b>	<b>7-25 28.0%</b>	<b>13-28 46.4%</b>	<b>0-0 0.0%</b>

**Ichabod 4th down conversions**

Date	Opponent	Score	Overall	1st Qtr	2nd Qtr	3rd Qtr	4th Qtr	OT Qtr
Aug 28	Colorado Mines	L 27-34	3-5 60.0%	1-1 100.0%	1-1 100.0%	0-1 0.0%	1-2 50.0%	
Sep 04	Langston	W 30-7	0-0 0.0%	0-0 0.0%	0-0 0.0%	0-0 0.0%	0-0 0.0%	
Sep 11	Emporia State	W 28-10	1-2 50.0%	0-0 0.0%	0-0 0.0%	0-1 0.0%	1-1 100.0%	
Sep 18	at Truman	W 62-0	0-0 0.0%	0-0 0.0%	0-0 0.0%	0-0 0.0%	0-0 0.0%	
Sep 25	Northwest Mo. St.	L 21-49	2-5 40.0%	0-1 0.0%	1-2 50.0%	0-1 0.0%	1-1 100.0%	
Oct 02	at Pittsburg State	L 14-70	1-2 50.0%	1-1 100.0%	0-1 0.0%	0-0 0.0%	0-0 0.0%	
Oct 09	Southwest Baptist	W 38-35	2-2 100.0%	0-0 0.0%	0-0 0.0%	0-0 0.0%	2-2 100.0%	
<b>Washburn</b>			<b>9-16 56.2%</b>	<b>2-3 66.7%</b>	<b>2-4 50.0%</b>	<b>0-3 0.0%</b>	<b>5-6 83.3%</b>	<b>0-0 0.0%</b>
<b>Opponents</b>			<b>2-11 18.2%</b>	<b>0-2 0.0%</b>	<b>1-3 33.3%</b>	<b>0-0 0.0%</b>	<b>1-6 16.7%</b>	<b>0-0 0.0%</b>

**Ichabod Time of Possession**

Date	Opponent	Score	Overall	1st Qtr	2nd Qtr	3rd Qtr	4th Qtr	OT Qtr
Aug 28	Colorado Mines	L 27-34	34:40	10:08	7:47	8:47	7:58	
Sep 04	Langston	W 30-7	29:21	5:17	9:36	9:19	5:09	
Sep 11	Emporia State	W 28-10	24:33	5:02	4:41	6:39	8:11	
Sep 18	at Truman	W 62-0	34:46	7:57	9:24	9:29	7:56	
Sep 25	Northwest Mo. St.	L 21-49	29:55	9:03	8:30	6:36	5:46	
Oct 02	at Pittsburg State	L 14-70	34:06	9:10	9:36	6:38	8:42	
Oct 09	Southwest Baptist	W 38-35	23:37	2:46	6:42	6:30	7:39	
<b>Washburn</b>			<b>Total 210:58</b>	<b>49:23</b>	<b>56:16</b>	<b>53:58</b>	<b>51:21</b>	<b>0:00</b>
<b>Opponents</b>			<b>Avg. 30:08</b>	<b>7:03</b>	<b>8:02</b>	<b>7:42</b>	<b>7:20</b>	<b>0:00</b>
			<b>Total 209:02</b>	<b>55:37</b>	<b>48:44</b>	<b>51:02</b>	<b>53:39</b>	<b>0:00</b>
			<b>Avg. 29:51</b>	<b>7:56</b>	<b>6:57</b>	<b>7:17</b>	<b>7:39</b>	<b>0:00</b>



## Ichabod Game by Game

		---RUSHING---			--RECEIVING--			-----PASSING-----			--KICK RET--			--PUNT RET--			All					
Date	Opponent	No.	Yds	TD	Lg	No.	Yds	TD	Lg	Att-Cmp-Int	Yds	TD	Lg	No	Yds	TD	Lg	No	Yds	TD	Lg	Purp
Aug 28, 2004	COLORADO MINES	41	203	2	31	14	178	2	64	23-14-2	178	2	64	6	114	0	26	3	22	0	12	548
Sep 04, 2004	LANGSTON	34	141	3	31	19	198	1	27	39-19-0	198	1	27	3	128	0	76	4	40	0	27	543
Sep 11, 2004	EMPORIA STATE	35	80	2	17	10	237	2	86	18-10-0	237	2	86	3	33	0	27	2	7	0	6	426
Sep 18, 2004	at Truman	50	271	4	31	21	282	5	36	33-21-1	282	5	36	1	16	0	16	4	98	0	48	672
Sep 25, 2004	NORTHWEST MO. ST.	32	54	0	20	22	267	2	50	40-22-0	267	2	50	5	107	0	23	2	-3	0	1	425
Oct 02, 2004	at Pittsburg State	46	153	0	20	23	267	2	35	40-23-2	267	2	35	10	164	0	32	0	0	0	0	584
Oct 09, 2004	SOUTHWEST BAPTIST	29	137	1	27	22	264	3	40	40-22-0	264	3	40	4	56	0	24	3	70	1	24	527
	<b>Totals</b>	<b>267</b>	<b>1039</b>	<b>12</b>	<b>31</b>	<b>131</b>	<b>1693</b>	<b>17</b>	<b>86</b>	<b>233-131-5</b>	<b>1693</b>	<b>17</b>	<b>86</b>	<b>32</b>	<b>618</b>	<b>0</b>	<b>76</b>	<b>18</b>	<b>234</b>	<b>1</b>	<b>483</b>	<b>725</b>
	<b>Opponent</b>	<b>274</b>	<b>1670</b>	<b>17</b>	<b>77</b>	<b>117</b>	<b>1340</b>	<b>12</b>	<b>62</b>	<b>220-117-6</b>	<b>1340</b>	<b>12</b>	<b>62</b>	<b>29</b>	<b>482</b>	<b>0</b>	<b>49</b>	<b>19</b>	<b>246</b>	<b>0</b>	<b>403</b>	<b>742</b>

Date	Opponent	-----TACKLES-----			---SACKS---		---FUMBLE---		Int-Yds	QBH	Pass Brk	Blkd Kick	---Kicks-XPTS---		Run	Rcv	Saf	Pts
		Solo	Ast	Total	TFL-Yds	No-Yds	FF	FR-Yds					Att-Mad					
Aug 28, 2004	COLORADO MINES	38	38	76	2-12	0-0	1	0-0	1-31	0	3	2	4-3	0	0	0	0	27
Sep 04, 2004	LANGSTON	34	34	68	7-7	0-0	2	2-0	1-36	0	6	0	4-4	0	0	1	0	30
Sep 11, 2004	EMPORIA STATE	39	66	105	11-25	5-17	0	1-0	1-69	0	8	0	4-4	0	0	0	0	28
Sep 18, 2004	at Truman	20	34	54	6-19	5-14	0	2-0	2-5	0	4	0	9-8	0	0	0	0	62
Sep 25, 2004	NORTHWEST MO. ST.	37	34	71	11-46	5-35	1	1-0	0-0	0	0	1	3-3	0	0	0	0	21
Oct 02, 2004	at Pittsburg State	36	28	64	2-2	0-0	0	0-0	1-0	0	2	0	2-2	0	0	0	0	14
Oct 09, 2004	SOUTHWEST BAPTIST	40	55	95	11-36	4-18	2	2-0	0-0	0	4	1	4-3	0	1	0	0	38
	Totals	244	289	533	50-147	19-84	6	8-0	6-141	0	27	4	30-27	0	1	1	0	220
	Opponent	262	264	526	50-169	13-72	10	8-0	5-4	0	23	2	28-26	0	1	0	0	205

Date	Opponent	-----PUNTING-----								--FIELD GOALS--			
		No	Yds	Avg	Long	Blkd	TB	FC	50+	120	Att-Made	Lg	Blkd
Aug 28, 2004	COLORADO MINES	4	165	41.2	54	0	0	0	1	1	0-0	0	0
Sep 04, 2004	LANGSTON	7	252	36.0	48	1	1	1	0	3	1-0	0	1
Sep 11, 2004	EMPORIA STATE	5	215	43.0	53	0	0	1	2	2	1-0	0	0
Sep 18, 2004	at Truman	3	114	38.0	42	0	1	1	0	1	2-0	0	0
Sep 25, 2004	NORTHWEST MO. ST.	6	276	46.0	49	0	0	0	0	0	0-0	0	0
Oct 02, 2004	at Pittsburg State	6	256	42.7	56	0	1	1	1	2	1-0	0	0
Oct 09, 2004	SOUTHWEST BAPTIST	4	136	34.0	41	0	1	0	0	1	2-1	32	0
	<b>Totals</b>	<b>35</b>	<b>1414</b>	<b>40.4</b>	<b>56</b>	<b>1</b>	<b>4</b>	<b>4</b>	<b>4</b>	<b>10</b>	<b>7-1</b>	<b>32</b>	<b>1</b>
	<b>Opponent</b>	<b>35</b>	<b>1190</b>	<b>34.0</b>	<b>50</b>	<b>1</b>	<b>1</b>	<b>1</b>	<b>1</b>	<b>9</b>	<b>6-1</b>	<b>30</b>	<b>2</b>

## Opponent Game by Game

Date	Opponent	---RUSHING---			---RECEIVING---			-----PASSING-----			--KICK RET--			--PUNT RET--			All				Lg	Purp
		No.	Yds	TD	Lg	No.	Yds	TD	Lg	Att-Cmp-Int	Yds	TD	Lg	No	Yds	TD	Lg	No	Yds	TD		
Aug 28, 2004	COLORADO MINES	26	172	2	69	31	267	3	26	43-31-1	267	3	26	4	69	0	27	2	50	0	40	558
Sep 04, 2004	LANGSTON	41	194	0	26	10	141	1	26	30-10-1	141	1	26	2	25	0	13	3	32	0	10	392
Sep 11, 2004	EMPORIA STATE	46	151	1	23	21	231	0	22	43-21-1	231	0	22	5	75	0	23	3	34	0	26	491
Sep 18, 2004	at Truman	24	67	0	18	12	89	0	22	33-12-2	89	0	22	6	112	0	49	0	0	0	0	268
Sep 25, 2004	NORTHWEST MO. ST.	39	224	3	44	18	267	4	62	25-18-0	267	4	62	3	62	0	22	5	101	0	37	654
Oct 02, 2004	at Pittsburg State	44	538	6	77	10	175	4	45	17-10-1	175	4	45	3	58	0	24	4	22	0	9	797
Oct 09, 2004	SOUTHWEST BAPTIST	54	324	5	70	15	170	0	36	29-15-0	170	0	36	6	81	0	41	2	7	0	6	582
	Opponent totals	274	1670	17	77	117	1340	12	62	220-117-6	1340	12	62	29	482	0	49	19	246	0	403	742
	Washburn	267	1039	12	31	131	1693	17	86	233-131-5	1693	17	86	32	618	0	76	18	234	1	483	725

Date	Opponent	-----TACKLES-----			---SACKS---		---FUMBLE---		Int-Yds	QBH	Pass Brk	Blkd Kick	---Kicks-XPTS---		Run	Rcv	Saf	Pts
		Solo	Ast	Total	TFL-Yds	No-Yds	FF	FR-Yds					Att-Mad					
Aug 28, 2004	COLORADO MINES	41	40	81	5-7	0-0	1	1-0	2-0	0	2	0	5-4	0	0	0	0	34
Sep 04, 2004	LANGSTON	28	46	74	10-30	0-0	1	1-0	0-0	0	2	2	1-1	0	0	0	0	7
Sep 11, 2004	EMPORIA STATE	29	26	55	4-14	1-6	0	0-0	0-0	0	2	0	1-1	0	0	0	0	10
Sep 18, 2004	at Truman	46	36	82	4-8	0-0	0	1-0	1-0	0	1	0	0-0	0	0	0	0	0
Sep 25, 2004	NORTHWEST MO. ST.	34	48	82	11-47	4-24	2	2-0	0-0	0	9	0	7-7	0	0	0	0	49
Oct 02, 2004	at Pittsburg State	51	48	99	8-28	6-22	4	1-0	2-4	0	4	0	9-8	0	1	0	0	70
Oct 09, 2004	SOUTHWEST BAPTIST	33	20	53	8-35	2-20	2	2-0	0-0	0	3	0	5-5	0	0	0	0	35
	Opponent totals	262	264	526	50-169	13-72	10	8-0	5-4	0	23	2	28-26	0	1	0	0	205
	Washburn	244	289	533	50-147	19-84	6	8-0	6-141	0	27	4	30-27	0	1	1	0	220

Date	Opponent	-----PUNTING-----								--FIELD GOALS--			
		No	Yds	Avg	Long	Blkd	TB	FC	50+	120	Att-Made	Lg	Blkd
Aug 28, 2004	COLORADO MINES	5	187	37.4	50	0	1	0	1	2	1-0	0	1
Sep 04, 2004	LANGSTON	6	192	32.0	40	0	0	1	0	0	1-0	0	0
Sep 11, 2004	EMPORIA STATE	3	114	38.0	47	0	0	0	0	1	2-1	30	0
Sep 18, 2004	at Truman	10	331	33.1	48	0	0	0	0	1	0-0	0	0
Sep 25, 2004	NORTHWEST MO. ST.	5	160	32.0	35	0	0	0	0	1	1-0	0	1
Oct 02, 2004	at Pittsburg State	2	83	41.5	43	0	0	0	0	2	0-0	0	0
Oct 09, 2004	SOUTHWEST BAPTIST	4	123	30.8	46	1	0	0	0	2	1-0	0	0
	<b>Opponent totals</b>	<b>35</b>	<b>1190</b>	<b>34.0</b>	<b>50</b>	<b>1</b>	<b>1</b>	<b>1</b>	<b>1</b>	<b>9</b>	<b>6-1</b>	<b>30</b>	<b>2</b>
	<b>Washburn</b>	<b>35</b>	<b>1414</b>	<b>40.4</b>	<b>56</b>	<b>1</b>	<b>4</b>	<b>4</b>	<b>4</b>	<b>10</b>	<b>7-1</b>	<b>32</b>	<b>1</b>



### Individual Game Highs

Rushes	23	Moseley, Ra'Shaw vs Southwest Baptist (Oct 09)
Yards Rushing	143	Moseley, Ra'Shaw vs Southwest Baptist (Oct 09)
TD Rushes	2	Moseley, Ra'Shaw vs Langston (Sep 04)
		Moseley, Ra'Shaw at Truman (Sep 18)
		Schuerman, Tyler at Truman (Sep 18)
Long Rush	31	Moseley, Ra'Shaw vs Colorado Mines (Aug 28)
		Moseley, Ra'Shaw vs Langston (Sep 04)
		Schuerman, Tyler at Truman (Sep 18)
Pass attempts	38	Schuerman, Tyler vs Southwest Baptist (Oct 09)
Pass completions	22	Schuerman, Tyler vs Southwest Baptist (Oct 09)
Yards Passing	264	Schuerman, Tyler vs Southwest Baptist (Oct 09)
TD Passes	4	Schuerman, Tyler at Truman (Sep 18)
Long Pass	86	Schuerman, Tyler vs Emporia State (Sep 11)
Receptions	10	Sissom, Sam vs Southwest Baptist (Oct 09)
Yards Receiving	153	Sissom, Sam vs Emporia State (Sep 11)
TD Receptions	2	Sissom, Sam vs Colorado Mines (Aug 28)
		Sissom, Sam vs Emporia State (Sep 11)
		Sissom, Sam at Truman (Sep 18)
		Sissom, Sam vs Southwest Baptist (Oct 09)
Long Reception	86	Sissom, Sam vs Emporia State (Sep 11)
Field Goals	1	Sabel, Connor vs Southwest Baptist (Oct 09)
Long Field Goal	32	Sabel, Connor vs Southwest Baptist (Oct 09)
Punts	6	Massey, Curtis vs Langston (Sep 04)
		Massey, Curtis vs Northwest Mo. St. (Sep 25)
		Massey, Curtis at Pittsburg State (Oct 02)
Punting Avg	46.0	Massey, Curtis vs Northwest Mo. St. (Sep 25)
Long Punt	56	Massey, Curtis at Pittsburg State (Oct 02)
Long Punt Return	48	Tetuan, Jarod at Truman (Sep 18)
Long Kickoff Return	76	Tetuan, Jarod vs Langston (Sep 04)
Tackles	18	Gould, Grant vs Emporia State (Sep 11)
Sacks	2.0	Eisenbarth, Eric vs Emporia State (Sep 11)
		Beck, Evin vs Northwest Mo. St. (Sep 25)
Tackles For Loss	3.0	Beck, Evin vs Emporia State (Sep 11)
		Huenefeld, Cody vs Southwest Baptist (Oct 09)
Interceptions	1	(Six Ichabods with tied with 1)

### Team Game Highs

Rushes	50	at Truman (Sep 18)
Yards Rushing	271	at Truman (Sep 18)
Yards Per Rush	5.4	at Truman (Sep 18)
TD Rushes	4	at Truman (Sep 18)
Pass attempts	40	vs Northwest Mo. St. (Sep 25)
		at Pittsburg State (Oct 02)
		vs Southwest Baptist (Oct 09)
Pass completions	23	at Pittsburg State (Oct 02)
Yards Passing	282	at Truman (Sep 18)
Yards Per Pass	13.2	vs Emporia State (Sep 11)
TD Passes	5	at Truman (Sep 18)
Total Plays	86	at Pittsburg State (Oct 02)
Total Offense	553	at Truman (Sep 18)
Yards Per Play	6.7	at Truman (Sep 18)
Points	62	at Truman (Sep 18)
Sacks By	4	vs Northwest Mo. St. (Sep 25)
First Downs	29	at Truman (Sep 18)
Penalties	16	vs Emporia State (Sep 11)
Penalty Yards	135	vs Langston (Sep 04)
Turnovers	3	vs Colorado Mines (Aug 28)
		at Pittsburg State (Oct 02)
Interceptions By	2	at Truman (Sep 18)

### Opponent Individual Game Highs

Rushes	25	Kirven, Marco, vs Southwest Baptist (Oct 09)
Yards Rushing	186	Race, Germaine, at Pittsburg State (Oct 02)
TD Rushes	3	Race, Germaine, at Pittsburg State (Oct 02)
		Rawls, JoJo, vs Southwest Baptist (Oct 09)
Long Rush	77	Race, Germaine, at Pittsburg State (Oct 02)
Pass attempts	42	Friehauf, Chad, vs Colorado Mines (Aug 28)
		Hatfield, Tad, vs Emporia State (Sep 11)
Pass completions	31	Friehauf, Chad, vs Colorado Mines (Aug 28)
Yards Passing	267	Friehauf, Chad, vs Colorado Mines (Aug 28)
TD Passes	4	Lamberson, Josh, vs Northwest Mo. St. (Sep 25)
Long Pass	62	Lamberson, Josh, vs Northwest Mo. St. (Sep 25)
Receptions	11	Gallas, Justin, vs Colorado Mines (Aug 28)
Yards Receiving	110	Gallas, Justin, vs Colorado Mines (Aug 28)
TD Receptions	2	Rector, Jamaica, vs Northwest Mo. St. (Sep 25)
Long Reception	62	White, Morris, vs Northwest Mo. St. (Sep 25)
Field Goals	1	Gray, Justin, vs Emporia State (Sep 11)
Long Field Goal	30	Gray, Justin, vs Emporia State (Sep 11)
Punts	10	Kamphoefner, M., at Truman (Sep 18)
Punting Avg	41.5	Majors, Andy, at Pittsburg State (Oct 02)
Long Punt	50	Medina, Danny, vs Colorado Mines (Aug 28)
Long Punt Return	40	Gallas, Justin, vs Colorado Mines (Aug 28)
Long Kickoff Return	49	Douglas, Jason, at Truman (Sep 18)
Tackles	13	Leger, Daniel, vs Colorado Mines (Aug 28)
Sacks	3.0	Warlop, Casey, at Pittsburg State (Oct 02)
Tackles For Loss	3.0	Warlop, Casey, at Pittsburg State (Oct 02)
Interceptions	2	Miller, Tim, vs Colorado Mines (Aug 28)

### Opponent Team Game Highs

Rushes	54	vs Southwest Baptist (Oct 09)
Yards Rushing	538	at Pittsburg State (Oct 02)
Yards Per Rush	12.2	at Pittsburg State (Oct 02)
TD Rushes	6	at Pittsburg State (Oct 02)
Pass attempts	43	vs Colorado Mines (Aug 28)
		vs Emporia State (Sep 11)
Pass completions	31	vs Colorado Mines (Aug 28)
Yards Passing	267	vs Colorado Mines (Aug 28)
		vs Northwest Mo. St. (Sep 25)
Yards Per Pass	10.7	vs Northwest Mo. St. (Sep 25)
TD Passes	4	vs Northwest Mo. St. (Sep 25)
		at Pittsburg State (Oct 02)
Total Plays	89	vs Emporia State (Sep 11)
Total Offense	713	at Pittsburg State (Oct 02)
Yards Per Play	11.7	at Pittsburg State (Oct 02)
Points	70	at Pittsburg State (Oct 02)
Sacks By	4	at Pittsburg State (Oct 02)
First Downs	28	at Pittsburg State (Oct 02)
Penalties	13	vs Langston (Sep 04)
		vs Emporia State (Sep 11)
Penalty Yards	110	vs Emporia State (Sep 11)
Turnovers	4	at Truman (Sep 18)
Interceptions By	2	vs Colorado Mines (Aug 28)
		at Pittsburg State (Oct 02)


# Ichabod Scoring Drives

Game	Qtr	Time	Scoring play	Conversion	Plays-Yards	TOP
<b>Colorado School of Mines</b>						
	1st	10:42	Sissom,Sam 38 yd pass from Schuerman,Tyler	Sabel,Connor kick failed	9-68	4:18
	1st	04:17	Hearn,Trent 4 yd run	Sabel,Connor kick	11-75	4:21
	2nd	03:10	Moseley,Ra'Shaw 13 yd run	Sabel,Connor kick	6-38	2:24
	4th	07:52	Sissom,Sam 64 yd pass from Schuerman,Tyler	Sabel,Connor kick	4-92	1:36
<b>Langston</b>						
	1st	11:29	Moseley,Ra'Shaw 24 yd run	Sabel,Connor kick	6-68	2:28
	1st	04:22	Sissom,Sam 14 yd pass from Schuerman,Tyler	Sabel,Connor kick	3-19	1:09
	2nd	08:35	Moseley,Ra'Shaw 1 yd run	Sabel,Connor kick	11-80	5:34
	3rd	00:42	Odupitan,Mike 14 yd run	Sabel,Connor kick	4-30	1:20
	4th	13:20	Ichabods safety			
<b>Emporia State</b>						
	1st	09:45	Sissom,Sam 36 yd pass from Schuerman,Tyler	Sabel,Connor kick	5-80	1:35
	1st	04:40	Hearn,Trent 3 yd run	Sabel,Connor kick	3-11	1:18
	4th	05:32	Sissom,Sam 86 yd pass from Schuerman,Tyler	Sabel,Connor kick	3-86	0:53
	4th	02:24	Bland,Rawshawn 7 yd run	Sabel,Connor kick	5-46	2:09
<b>Truman State</b>						
	1st	10:58	Schuerman,Tyler 31 yd run	Sabel,Connor kick	9-81	4:02
	1st	07:09	Schuerman,Tyler 1 yd run	Sabel,Connor kick	5-35	2:02
	2nd	14:02	Sissom,Sam 12 yd pass from Schuerman,Tyler	Sabel,Connor kick	6-59	1:04
	2nd	09:17	Moseley,Ra'Shaw 2 yd run	Sabel,Connor kick	6-37	2:25
	2nd	03:33	Moseley,Ra'Shaw 7 yd run	Sabel,Connor kick	11-82	4:28
	2nd	00:33	Lehman,Cason 14 yd pass from Schuerman,Tyler	Sabel,Connor kick	4-30	0:22
	2nd	00:25	Sissom,Sam 12 yd pass from Schuerman,Tyler	Sabel,Connor kick failed	1-12	0:08
	3rd	09:23	Odupitan,Mike 21 yd pass from Schuerman,Tyler	Sabel,Connor kick	1-21	0:07
	4th	14:31	Hickel,Dustin 36 yd pass from Brill,Jordan	Sabel,Connor kick	3-48	1:24
<b>Northwest Missouri</b>						
	1st	01:53	Birt,Mitch 0 yd fumble recovery	Sabel,Connor kick	--	--
	2nd	00:00	Odupitan,Mike 50 yd pass from Brill,Jordan	Sabel,Connor kick	5-73	0:35
	4th	04:46	Tetuan,Jarod 30 yd pass from Brill,Jordan	Sabel,Connor kick	10-80	4:36
<b>Pittsburg State</b>						
	2nd	07:12	Scott,Jeff 8 yd pass from Brill,Jordan	Sabel,Connor kick	10-75	4:19
	4th	12:28	Lehman,Cason 34 yd pass from Hickel,Dustin	Sabel,Connor kick	6-93	2:24
<b>Southwest Baptist</b>						
	1st	06:32	Moseley,Ra'Shaw 7 yd run	Sabel,Connor kick	2-14	0:43
	3rd	11:16	Sissom,Sam 7 yd pass from Schuerman,Tyler	Sabel,Connor kick	9-74	3:41
	3rd	02:17	Sissom,Sam 13 yd pass from Schuerman,Tyler	Sabel,Connor kick	7-65	1:47
	3rd	00:52	Young,Tramaine 24 yd blocked punt return	Sabel,Connor kick failed		
	4th	10:49	Sabel,Connor 32 yd field goal		4-8	1:19
	4th	00:31	Odupitan,Mike 6 yd pass from Schuerman,Tyler	Sissom,Sam pass	13-73	1:10



## Opponent Scoring Drives

Opp	Qtr	Time	Scoring play	Conversion	Plays-Yards	TOP
<b>Colorado School of Mines</b>						
	1st	08:45	Friehauf, Chad 2 yd run	Abel, Aaron kick blockd	4-80	1:53
	1st	01:22	Friehauf, Chad 15 yd run	Abel, Aaron kick	6-59	2:48
	2nd	12:21	Hollinshead, R 15 yd pass from Friehauf, Chad	Abel, Aaron kick	4-41	1:20
	2nd	08:55	Gallas, Justin 26 yd pass from Friehauf, Chad	Abel, Aaron kick	3-34	1:29
	4th	04:55	Chan, Jonny 10 yd pass from Friehauf, Chad	Abel, Aaron kick	11-77	2:53
<b>Langston</b>						
	4th	05:32	Early, Jimmy 26 yd pass from Williams, Tony	Jacobs, Israel kick	12-93	5:49
<b>Emporia State</b>						
	1st	11:22	Gray, Justin 30 yd field goal		4-5	1:31
	2nd	13:43	Gonzalez, Jovani 1 yd run	Gray, Justin kick	13-70	5:52
<b>Truman State</b>						
No scoring drives						
<b>Northwest Missouri</b>						
	1st	10:18	Rector, Jamaica 9 yd pass from Lamberson, Josh	Berlanga, Luis kick	5-63	2:25
	1st	08:46	Omon, Xavier 4 yd run	Berlanga, Luis kick	4-24	0:45
	2nd	14:15	Rector, Jamaica 15 yd pass from Lamberson, Josh	Berlanga, Luis kick	7-73	2:30
	2nd	11:42	White, Morris 62 yd pass from Lamberson, Josh	Berlanga, Luis kick	1-62	0:09
	2nd	02:34	Lamberson, Josh 24 yd run	Berlanga, Luis kick	4-48	1:33
	2nd	00:40	Omon, Xavier 1 yd run	Berlanga, Luis kick	3-33	0:49
	3rd	13:26	Falkner, E.J. 20 yd pass from Lamberson, Josh	Berlanga, Luis kick	5-72	1:26
<b>Pittsburg State</b>						
	1st	09:26	Race, Germaine 10 yd run	Hellwig, Ryan pass	6-39	2:53
	1st	03:02	Austin, Tim 45 yd pass from Philpot, Neal	Alleman, Nathan kick	5-86	1:48
	1st	00:35	Ward, Mike 26 yd pass from Philpot, Neal	Alleman, Nathan kick	5-69	1:09
	2nd	11:35	Majors, Andy 38 yd run	Alleman, Nathan kick	2-42	0:47
	2nd	05:34	Race, Germaine 77 yd run	Alleman, Nathan kick	3-85	1:33
	2nd	01:47	Collums, Tyler 3 yd pass from Philpot, Neal	Alleman, Nathan kick	5-28	2:34
	3rd	12:21	Race, Germaine 29 yd run	Alleman, Nathan kick failed	5-71	2:31
	3rd	08:07	Philpot, Neal 6 yd run	Alleman, Nathan kick	4-90	1:40
	3rd	04:02	Bean, Justin 39 yd pass from Majors, Andy	Alleman, Nathan kick	4-80	1:41
	4th	04:13	Majors, Andy 38 yd run	Alleman, Nathan kick	5-50	2:37
<b>Southwest Baptist</b>						
	2nd	14:56	Kirven, Marco 1 yd run	Smith, Ryan kick	13-77	6:34
	2nd	03:54	Rawls, JoJo 1 yd run	Smith, Ryan kick	8-60	3:32
	3rd	04:11	Clardy, Robert 7 yd run	Smith, Ryan kick	4-42	1:30
	4th	09:08	Rawls, JoJo 1 yd run	Smith, Ryan kick	4-80	1:41
	4th	01:46	Rawls, JoJo 9 yd run	Smith, Ryan kick	9-76	3:45



TOPEKA - The Washburn Ichabods fell in their season opener 34-27 to the Colorado School of Mines. The Orediggers scored the winning touchdown with 4:55 to play in the fourth quarter to hand Washburn the loss. The Ichabods will take on Langston University next weekend on Sept. 4 at 6 p.m. in Yager Stadium.

The Ichabods opened the game with a 68-yard, 9-play touchdown drive that was capped by a 38-yard touchdown pass from Tyler Schuerman to Sam Sissom. It was the first of two touchdown passes from the duo of Schuerman to Sissom. However, the extra point attempt missed and the Ichabods led 6-0. The Orediggers would take the ensuing kickoff and score a touchdown of their own, but like the Ichabods could not convert on the extra point.

Both teams would trade touchdown drives to wrap up the first quarter with the score locked at 13. The Ichabods scored a 4-yard touchdown run by Trent Hearn. Mines would score the next 14 points of the game to take a 27-13 lead. The Ichabods would cut into the lead before halftime on a Ra'Shawn Moseley 13-yard scamper to decrease the margin to seven.

In the second half, the Ichabods and Orediggers would go scoreless in the third quarter. The Ichabods struck next on Sissom's second touchdown of the afternoon - a 64-yard strike from Schuerman that tied the score at 27 with 7:52 remaining. The Orediggers took the kickoff and then marched 77 yards in 11 plays as Chad Frieauf connected with Jonny Chan on a 10-yard touchdown pass.

Moseley finished the game with 108 yards rushing and Hearn finished with 71 yards. Schuerman was 14 of 23 with two tipped interceptions and 178 yards.

Sissom would finished with 113 yards receiving and three receptions for a 37.7 yard per catch average. The Ichabod defense was led by Grant Gould who had 15 tackles and an interception return of 31 yards. Adam Ewy had 12 tackles.



**Redshirt freshman Ra'Shawn Moseley had 19 carries for 108 yards and one touchdown in the season opener against Colorado Mines. He also had three kickoff returns for 58 yards.**

<b>CSM</b>	<b>13</b>	<b>14</b>	<b>0</b>	<b>7</b>	<b>- 34</b>
<b>WU</b>	<b>13</b>	<b>7</b>	<b>0</b>	<b>7</b>	<b>- 27</b>

#### Scoring Summary:

##### 1st Quarter

10:42 WU - Sissom, Sam 38 yd pass from Schuerman, Tyler (Sabel, Connor kick failed), 9-68 4:18, MINES 0 - WU 6  
 08:45 MINES - Frieauf, Chad 2 yd run (Abel, Aaron kick blocked), 4-80 1:53, MINES 6 - WU 6  
 04:17 WU - Hearn, Trent 4 yd run (Sabel, Connor kick), 11-75 4:21, MINES 6 - WU 13  
 01:22 MINES - Frieauf, Chad 15 yd run (Abel, Aaron kick), 6-59 2:48, MINES 13 - WU 13

##### 2nd Quarter

12:21 MINES - Hollinshead, R 15 yd pass from Frieauf, Chad (Abel, Aaron kick), 4-41 1:20, MINES 20 - WU 13  
 08:55 MINES - Gallas, Justin 26 yd pass from Frieauf, Chad (Abel, Aaron kick), 3-34 1:29, MINES 27 - WU 13  
 03:10 WU - Moseley, Ra'Shawn 13 yd run (Sabel, Connor kick), 6-38 2:24, MINES 27 - WU 20

##### 4th Quarter


07:52 WU - Sissom, Sam 64 yd pass from Schuerman, Tyler (Sabel, Connor kick), 4-92 1:36, MINES 27 - WU 27  
 04:55 MINES - Chan, Jonny 10 yd pass from Frieauf, Chad (Abel, Aaron kick), 11-77 2:53, MINES 34 - WU 27

Team Statistics:	MINES	WU
FIRST DOWNS	23	15
RUSHES-YARDS (NET)	26-172	41-203
PASSING YDS (NET)	267	178
Passes Att-Comp-Int	43-31-1	23-14-2
TOTAL OFFENSE PLAYS-YARDS	69-439	64-381
Fumble Returns-Yards	0-0	0-0
Punt Returns-Yards	2-50	3-22
Kickoff Returns-Yards	4-69	6-114
Interception Returns-Yards	2-0	1-31
Punts (Number-Avg)	5-37.4	4-41.2
Fumbles-Lost	1-0	1-1
Penalties-Yards	3-32	7-50
Possession Time	25:20	34:40
Third-Down Conversions	9 of 15	7 of 17
Fourth-Down Conversions	0 of 0	3 of 5
Red-Zone Scores-Chances	4-5	2-2
Sacks By: Number-Yards	0-0	0-0

#### Individual Statistics:

**RUSHING:** Colorado Mines-Florendo, Bryan 3-85; Vanhorn, Craig 14-70; Frieauf, Chad 8-25; Chan, Jonny 1-minus 8. Washburn-Moseley, Ra'Shawn 19-108; Hearn, Trent 14-71; Schuerman, Tyler 6-18; Bland, Rawshawn 1-3; Oduipitan, Mike 1-3.  
**PASSING:** Colorado Mines-Frieauf, Chad 31-42-1-267; TM 0-1-0-0. Washburn-Schuerman, Tyler 14-23-2-178.  
**RECEIVING:** Colorado Mines-Gallas, Justin 11-110; Vanhorn, Craig 7-43; Chan, Jonny 5-53; Hollinshead, R 2-20; Florendo, Bryan 2-20; Lis, Derek 2-18; Dykstra, Derek 2-3. Washburn-Oduipitan, Mike 4-37; Sissom, Sam 3-113; Moseley, Ra'Shawn 3-1; Lehman, Cason 2-11; Bland, Rawshawn 1-9; Scott, Jeff 1-7.  
**INTERCEPTIONS:** Colorado Mines-Miller, Tim 2-0. Washburn-Gould, Grant 1-31.





TOPEKA - The Washburn Ichabods picked up their first win of the season with a 30-7 victory over Langston. The Ichabods evened their record to 1-1.

After forcing the Lions into a three-and-out the first drive of the game, the Ichabods drove 68 yards in six plays to take an early lead they would not let go of. Ra'Shawn Moseley capped the drive with a 24-yard touchdown run.

The Ichabods would score the next 23 points of the game before Langston would get on the scoreboard with 5:32 remaining. The Ichabod scoring drives were of 19, 80 and 30 yards. One of them was through the air as Sam Sissom caught his third touchdown pass of the season from Tyler Schuerman with 4:22 left in the first quarter.

Moseley would finish off the 80 yard drive with his second touchdown score of the game and Mike Odupitan would score a 14-yard touchdown run on an end around. Although the run only counts as a 14-yard run, he back-tracked to the Langston 35 before scampering in for the score.

The Ichabods also recorded their first safety since Oct. 27, 2001 at Emporia State when Nick Bull tackled Jimmy Scales in the endzone for the two points.

Moseley finished with 63 yards on 13 carries and the two touchdowns. Schuerman completed 19 of 36 passes for 198 yards and the one score. Cason Lehman and Sissom each had five receptions. Lehman had 76 yards and Sissom had 56 yards and the one touchdown.

On defense, the Ichabods were led by Erin Beck who had nine tackles. Grand Gould had seven including one for loss.

The teams combined for 27 penalties (13 on Langston) and 214 yards in penalties (135 against the Ichabods).

Curt Massey hit three punts inside the 20 including one that was downed inside the 1-yard line that set up the Ichabod safety. He averaged 36 yards per punt.



**Senior linebacker Evin Beck had six tackles including two for loss in the Ichabods 30-7 win over Langston. Of his six total tackles, five were solo stops.**

LU	0	0	0	7	-	7
WU	14	7	7	2	-	30

#### Scoring Summary:

##### 1st Quarter

11:29 WU - Moseley,Ra'Shaw 24 yd run (Sabel,Connor kick), 6-68 2:28, LANGSTON 0 - WU 7

04:22 WU - Sissom,Sam 14 yd pass from Schuerman,Tyler (Sabel,Connor kick), 3-19 1:09, LANGSTON 0 - WU 14

##### 2nd Quarter

08:35 WU - Moseley,Ra'Shaw 1 yd run (Sabel,Connor kick), 11-80 5:34, LANGSTON 0 - WU 21

##### 3rd Quarter

00:42 WU - Odupitan,Mike 14 yd run (Sabel,Connor kick), 4-30 1:20, LANGSTON 0 - WU 28

##### 4th Quarter

13:20 WU - Ichabods safety, , LANGSTON 0 - WU 30

05:32 LANGSTON - Early,Jimmy 26 yd pass from Williams,Tony (Jacobs,Israel kick), 12-93 5:49, LANGSTON 7 - WU 30

#### Team Statistics:

	Langston	WU
FIRST DOWNS	18	21
RUSHES-YARDS (NET)	41-194	34-141
PASSING YDS (NET)	141	198
Passes Att-Comp-Int	30-10-1	39-19-0
TOTAL OFFENSE PLAYS-YARDS	71-335	73-339
Fumble Returns-Yards	0-0	0-0
Punt Returns-Yards	3-32	4-40
Kickoff Returns-Yards	2-25	3-128
Interception Returns-Yards	0-0	1-36
Punts (Number-Avg)	6-32.0	7-36.0
Fumbles-Lost	2-2	2-1
Penalties-Yards	13-79	14-135
Possession Time	30:39	29:21
Third-Down Conversions	6 of 17	9 of 18
Fourth-Down Conversions	0 of 2	0 of 0
Red-Zone Scores-Chances	0-1	3-4
Sacks By: Number-Yards	0-0	0-0

RUSHING: Langston-Dozier,Kendrick 12-96;

Scales,Jimmy 12-52; Morgan,Quinton 7-19;

Nickson,Delvon 5-13; Smith,Ross 3-10; Brown,Fred

1-3; White,Tawrence 1-1. Washburn-

Moseley,Ra'Shaw 13-63; Bland,Rawshaw

5-27; McCann,Chris 8-24; Odupitan,Mike 1-14;

Lamb,Josh 2-11; Martin,James 1-5; Ichabods

1-1; Schuerman,Tyler 3-minus 4.

PASSING: Langston-Williams,Tony 5-12-1-87;

Smith,Ross 2-11-0-31; Dozier,Kendrick 3-7-0-

23. Washburn-Schuerman,Tyler 19-36-0-198;

Brill,Jordan 0-3-0-0.

RECEIVING: Langston-Early,Jimmy 5-79; Fair,Freddie

1-25; Gabrielle,Mike 1-14; Nickson,Delvon

1-9; Brown,Fred 1-9; Sumpter,Sheldon 1-5.

Washburn-Lehman,Cason 5-76; Sissom,Sam

5-56; Odupitan,Mike 3-27; Tetuan,Jarod 2-27;

Moseley,Ra'Shaw 2-minus 8; Scott,Jeff 1-18;


McCann,Chris 1-2.

INTERCEPTIONS: Langston-None. Washburn

Talley,Henry 1-36.

FUMBLES: Langston-Dozier,Kendrick 1-1; Smith,Ross

1-1. Washburn-McCann,Chris 1-0; Ichabods 1-1.



TOPEKA - The Washburn Ichabods won their first MIAA-opening game since 2000 and defeated Emporia State in the process in the 101st meeting in the series with a 28-10 win in Yager Stadium. With the win the Ichabods improved to 2-1 on the season and 1-0 in the MIAA.

The Hornets struck first on the score board with a 30-yard field goal by Justin Gray. In what set the tone for the afternoon with the Ichabod defense, the Hornets managed just five yards on four plays after the Hornets took their first possession at the Washburn 18-yard line.

The Ichabods did not waste any time as the Ichabods drove 80 yards in five plays as Tyler Schuerman and Sam Sissom hooked up on a 36-yard touchdown strike that gave the Ichabods a lead they would not let go of.

The Ichabods would score on their next possession after Fletcher Terrell intercepted ESU quarterback Tad Hatfeld and returned in 69 yards to the ESU 11 yard line

and three plays later Trent Hearn finished the dirve with a 3-yard touchdown plunge.

Emporia State scored on the fourth play of the second quarter to make the score 14-10 Washburn, but that would be the last scoring on the day for the Hornets.

Neither team would score in the third quarter and with 5:32 left in the game, Schuerman and Sissom hooked up again on an 86-yard touchdown pass on a third and 10 from their own 14 yard line to put the Ichabods up 21-10. After forcing the Hornets to turn the ball over on downs, the Ichabods would score one more time as Rawshawn Bland rushed for seven yards to put the Ichabods up 28-10 with 2:24 remaining. The key play of the drive was Sissom again catching a third down pass from Schuerman on a third and eight from the ESU 26.

Overall in the second half, the Ichabods forced Emporia State to turn the ball over on downs on four possessions and on three in a row to end the game. The Ichabod defense was on the field for 89 plays.

Grant Gould led the Ichabods with 18 tackles and Evin Beck had 10, including two for loss.

Sissom finished the game with four catches for 153 yards and two touchdowns. Schuerman was 10 of 17 for 237 yards and two touchdowns.

Combined there were 29 penalties with 236 yards between the teams.



**Washburn's Grant Gould picks up one of his 18 tackles in the Ichabods' 28-10 win over Emporia State in their MIAA opener. It was the Ichabods first MIAA-opening game win since 2000.**

**ICHABOD INSIDER**

<b>ESU</b>	<b>3</b>	<b>7</b>	<b>0</b>	<b>0</b>	<b>- 10</b>
<b>WU</b>	<b>14</b>	<b>0</b>	<b>0</b>	<b>14</b>	<b>- 28</b>

#### Scoring Summary:

##### 1st Quarter

11:22 ESU - Gray,Justin 30 yd field goal, 4-5 1:31, ESU 3 - WU 0

09:45 WU - Sissom,Sam 36 yd pass from Schuerman,Tyler (Sabel,Connor kick), 5-80 1:35, ESU 3 - WU 7

04:40 WU - Hearn,Trent 3 yd run (Sabel,Connor kick), 3-11 1:18, ESU 3 - WU 14

##### 2nd Quarter

13:43 ESU - Gonzalez,Jovani 1 yd run (Gray,Justin kick), 13-70 5:52, ESU 10 - WU 14

##### 4th Quarter

05:32 WU - Sissom,Sam 86 yd pass from Schuerman,Tyler (Sabel,Connor kick), 3-86 0:53, ESU 10 - WU 21

02:24 WU - Bland,Rawshawn 7 yd run (Sabel,Connor kick), 5-46 2:09, ESU 10 - WU 28

#### Team Statistics:

	<b>ESU</b>	<b>WU</b>
FIRST DOWNS	27	14
RUSHES-YARDS (NET)	46-151	35-80
PASSING YDS (NET)	231	237
Passes Att-Comp-Int.	43-21-1	18-10-0
TOTAL OFFENSE PLAYS-YARDS	89-382	53-317
Fumble Returns-Yards	0-0	0-0
Punt Returns-Yards	3-34	2-7
Kickoff Returns-Yards	5-75	3-33
Interception Returns-Yards	0-0	1-69
Punts (Number-Avg)	3-38.0	5-43.0
Fumbles-Lost	2-1	1-0
Penalties-Yards	13-110	16-126
Possession Time	35:27	24:33
Third-Down Conversions	10 of 18	4 of 12
Fourth-Down Conversions	0 of 4	1 of 2
Red-Zone Scores-Chances	2-3	2-3
Sacks By: Number-Yards	1-6	3-17

RUSHING: Langston-Dozier,Kendrick 12-96; Scales,Jimmy 12-52; Morgan,Quinton 7-19; Nickson,Delvon 5-13; Smith,Ross 3-10; Brown,Fred 1-3; White,Tawrence 1-1. Washburn-Moseley,Ra'Shaw 13-63; Bland,Rawshawn 5-27; McCann,Chris 8-24; Odupitan,Mike 1-14; Lamb,Josh 2-11; Martin,James 1-5; Ichabods 1-1; Schuerman,Tyler 3-minus 4.


PASSING: Langston-Williams,Tony 5-12-1-87; Smith,Ross 2-11-0-31; Dozier,Kendrick 3-7-0-23. Washburn-Schuerman,Tyler 19-36-0-198; Brill,Jordan 0-3-0-0.

RECEIVING: Langston-Early,Jimmy 5-79; Fair,Freddie 1-25; Gabrielle,Mike 1-14; Nickson,Delvon 1-9; Brown,Fred 1-9; Sumpter,Sheldon 1-5. Washburn-Lehman,Cason 5-76; Sissom,Sam 5-56; Odupitan,Mike 3-27; Tetuan,Jarod 2-27; Moseley,Ra'Shaw 2-minus 8; Scott,Jeff 1-18; McCann,Chris 1-2.

INTERCEPTIONS: Langston-None. Washburn Talley,Henry 1-36.

FUMBLES: Langston-Dozier,Kendrick 1-1; Smith,Ross 1-1. Washburn-McCann,Chris 1-0; Ichabods 1-1.





KIRKSVILLE, Mo. - The Washburn Ichabods pounded Truman State 62-0 at Stokes Stadium Saturday afternoon. The Ichabods scored 48 first half points, including 34 in the second quarter.

With the win Washburn improved to 3-1 overall and 2-0 in the MIAA for the first time since 1997. The Bulldogs fell to 0-4 and 0-2 in the MIAA. The win was the largest for Washburn in an MIAA game and was the largest margin of victory since a 79-3 win over St Mary of the Plains Sept. 9, 1978.

Washburn's Tyler Schuerman got the Ichabods on the board with two first quarter touchdown runs. Schuerman scampered 31 yards to cap a score on the opening drive. He added a 1-yard run on the next drive to make it 14-0.

Sam Sissom caught two touchdown passes and Cason Lehman added another from Schuerman,

while Ra'Shawn Moseley added two touchdown runs to help the Ichabods take a 48-0 lead at the half. Lehman's score with 33 seconds left was just eight seconds before Sissom's second touchdown at 25 seconds left in the half.

Schuerman finished his day with a touchdown to Mike Odupitan with 9:23 left in the third quarter. Schuerman's six touchdowns (2 rushing, 4 passing) gives him 59 for his career and broke Joe Schartz's school record of 54 offensive touchdowns. His 250 yards of total offense moves him to 6,536 for his career and within 86 yards of Schartz's total offense record of 6,622.

Freshman quarterback Jordan Brill connected on his first career touchdown pass of 36 yards to Dustin Hickel with 14:31 left in the game.

The Ichabods finished with 553 yards of total offense, while holding the Bulldogs to 156 yards. The Ichabod defense collected its first shutout since a 28-0 win at Langston Sept. 6, 2003. Grant Gould, who earned MIAA Defensive Player of the Week honors last week, led Washburn with 7 tackles.



**Washburn's Tyler Schuerman rushes for one of his two touchdowns in the Ichabods' 62-0 route of Truman State. Schuerman also passed for four more giving him six total offensive touchdowns in a little over one half of action. Schuerman became the Ichabods all-time total offensive touchdown leader raising his total to 59.**

**ICHABOD INSIDER**

<b>WU</b>	<b>14</b>	<b>34</b>	<b>7</b>	<b>7</b>	<b>- 62</b>
<b>TSU</b>	<b>0</b>	<b>0</b>	<b>0</b>	<b>0</b>	<b>- 0</b>

#### Scoring Summary:

##### 1st Quarter

10:58 WU - Schuerman,Tyler 31 yd run (Sabel,Connor kick),  
9-81 4:02, WU 7 - TSU 0  
07:09 WU - Schuerman,Tyler 1 yd run (Sabel,Connor kick),  
5-35 2:02, WU 14 - TSU 0

##### 2nd Quarter

14:02 WU - Sissom,Sam 12 yd pass from Schuerman,Tyler  
(Sabel,Connor kick), 6-59 1:04, WU 21 - TSU 0  
09:17 WU - Moseley,Ra'Shaw 2 yd run (Sabel,Connor kick),  
6-37 2:25, WU 28 - TSU 0  
03:33 WU - Moseley,Ra'Shaw 7 yd run (Sabel,Connor kick),  
11-82 4:28, WU 35 - TSU 0  
00:33 WU - Lehman,Cason 14 yd pass from  
Schuerman,Tyler (Sabel,Connor kick), 4-30 0:22, WU  
42 - TSU 0  
00:25 WU - Sissom,Sam 12 yd pass from Schuerman,Tyler  
(Sabel,Connor kick failed), 1-12 0:04, WU 48 - TSU 0

##### 3rd Quarter

09:23 WU - Odupitan,Mike 21 yd pass from  
Schuerman,Tyler (Sabel,Connor kick), 1-21 0:07, WU  
55 - TSU 0


##### 4th Quarter

14:31 WU - Hickel,Dustin 36 yd pass from Brill,Jordan  
(Sabel,Connor kick), 3-48 1:24, WU 62 - TSU 0

#### Team Statistics:

	<b>WU</b>	<b>TSU</b>
FIRST DOWNS	29	6
RUSHES-YARDS (NET)	50-271	24-67
PASSING YDS (NET)	282	89
Passes Att-Comp-Int.	33-21-1	33-12-2
TOTAL OFFENSE PLAYS-YARDS	83-553	57-156
Fumble Returns-Yards	0-0	0-0
Punt Returns-Yards	4-98	0-0
Kickoff Returns-Yards	1-16	6-112
Interception Returns-Yards	2-5	1-0
Punts (Number-Avg)	3-38.0	10-33.1
Fumbles-Lost	2-1	2-2
Penalties-Yards	9-60	4-57
Possession Time	34:46	25:14
Third-Down Conversions	6 of 11	2 of 15
Fourth-Down Conversions	0 of 0	0 of 2
Red-Zone Scores-Chances	6-7	0-0
Sacks By: Number-Yards	3-14	0-0

**RUSHING:** Washburn-Moseley,Ra'Shaw 17-104;  
Hearn,Trent 12-69; Schuerman,Tyler 7-54;  
Tetuan,Jarod 4-21; McCann,Chris 5-9;  
Odupitan,Mike 1-8; Bland,Rawshawn 4-6.  
Truman-Duffy,Jonathan 10-24; Patnode,Michael  
4-18; Pott,Max 7-18; Norland,Grant 1-5;  
Douglas,Jason 1-2; Levenson,Jerard 1-0.  
**PASSING:** Washburn-Schuerman,Tyler 15-25-  
1-196; Brill,Jordan 6-7-0-86; Ichabods  
0-1-0-0. Truman-Duffy,Jonathan 6-20-0-44;  
Norland,Grant 6-13-2-45.  
**RECEIVING:** Washburn-Odupitan,Mike 8-121;  
Sissom,Sam 3-35; Hickel,Dustin 2-54;  
Lehman,Cason 2-27; Bland,Rawshawn 1-  
12; McCann,Chris 1-10; Hoytal,John 1-9;  
Moseley,Ra'Shaw 1-8; Tetuan,Jarod 1-5;  
Mcclendon,Terre 1-1. Truman-Amundson,Jeff  
5-35; Patnode,Michael 3-20; Weber,A.J. 2-26;  
Walton,James 1-5; Perry,James 1-3.  
**INTERCEPTIONS:** Washburn-Beck,Erin 1-0;  
Meyer,Blake 1-5. Truman-Cooper,Jesse 1-0.  
**FUMBLES:** Washburn-Schuerman,Tyler 1-0;  
Moseley,Ra'Shaw 1-1. Truman-Duffy,Jonathan  
2-2.



The Washburn Ichabods fell for the first time this season in MIAA play as they were knocked off by No. 5 Northwest Missouri 49-21.

The Ichabods fell behind 14-0 as the Bearcats scored on their first two drives. Defensive lineman Mitch Birt scored the first points for the Ichabods as he sacked Northwest quarterback Josh Lamberson and then recovered the fumble in the endzone for the touchdown.

Northwest responded by scoring 28 unanswered points to take a 42-7 lead. The Ichabods scored as time expired in the first half on a 50-yard touchdown pass from Jordan Brill to Mike Odupitan.

Both teams scored seven points in the second half as the Bearcats scored on their first drive to open the half. The Ichabods scored on a 30-yard touchdown pass from Brill to Jarod Tetuan with 10:15 left in the game to make the score Northwest 49, Washburn 21.

Brill finished the game 16 of 31 for 205 yards and two touchdown passes. Ra'Shawn Moseley had 44 yards on 13 carries. Odupitan had six receptions along with Sam Sissom. Odupitan had 96 yards receiving and one touchdown, Sissom had 72 yards receiving. Linebacker Mike Gonzalez had nine tackles to pace the Ichabod defense. Evin Beck had two sacks.

The 'Cats (5-0, 3-0 MIAA) totaled 491 yards of offense, 267 through the air, as they piled up six offensive touchdowns in the first half to take a 42-14 lead at intermission. Junior QB Josh Lamberson finished his day 16-of-23 for 249 yards and four passing touchdowns (three in the first half). He also added one TD on the ground in the second quarter, and moved into seventh place on Northwest's all-time passing charts with 2,970 yards. Freshman RB Xavier Omon led the rushing attack for Northwest with 13 carries for 95 yards and two first-half touchdowns. Jamaica Rector went for 83 yards on seven catches with two first-half scores. The Ichabods (3-2, 2-1 MIAA) were dealt a hard shot when they lost senior QB Tyler Schuerman in the first quarter with a shoulder injury. Freshman QB Jordan Brill was 16-of-31 passing in his place, for 205 yards, two TDs and no interceptions. He was sacked three times for losses totaling 24 yards.



**Washburn's Jordan Brill was 16 of 31 passing for 205 yards and two touchdowns subbing for the injured Tyler Schuerman.**

<b>NWMSU</b>	<b>14</b>	<b>28</b>	<b>7</b>	<b>0</b>	<b>- 49</b>
<b>WU</b>	<b>7</b>	<b>7</b>	<b>0</b>	<b>7</b>	<b>- 21</b>

#### Scoring Summary:

##### 1st Quarter

10:18 NWMSU - Rector,Jamaica 9 yd pass from Lamberson,Josh (Berlanga,Luis kick), 5-63 2:25, NWMSU 7 - WU 0  
08:46 NWMSU - Omon,Xavier 4 yd run (Berlanga,Luis kick), 4-24 0:45, NWMSU 14 - WU 0  
01:53 WU - Birt,Mitch 0 yd fumble recovery (Sabel,Connor kick), , NWMSU 14 - WU 7

##### 2nd Quarter

14:15 NWMSU - Rector,Jamaica 15 yd pass from Lamberson,Josh (Berlanga,Luis kick), 7-73 2:30, NWMSU 21 - WU 7  
11:42 NWMSU - White,Morris 62 yd pass from Lamberson,Josh (Berlanga,Luis kick), 1-62 0:09, NWMSU 28 - WU 7  
02:34 NWMSU - Lamberson,Josh 24 yd run (Berlanga,Luis kick), 4-48 1:33, NWMSU 35 - WU 7  
00:40 NWMSU - Omon,Xavier 1 yd run (Berlanga,Luis kick), 3-33 0:49, NWMSU 42 - WU 7  
00:00 WU - Odupitan,Mike 50 yd pass from Brill,Jordan (Sabel,Connor kick), 5-73 0:35, NWMSU 42 - WU 14

##### 3rd Quarter

13:26 NWMSU - Falkner,E.J. 20 yd pass from Lamberson,Josh (Berlanga,Luis kick), 5-72 1:26, NWMSU 49 - WU 14

##### 4th Quarter


10:15 WU - Tetuan,Jarod 30 yd pass from Brill,Jordan (Sabel,Connor kick), 10-80 4:36, NWMSU 49 - WU 21

#### Team Statistics:

	<b>NWMSU</b>	<b>WU</b>
FIRST DOWNS	22	16
RUSHES-YARDS (NET)	39-224	32-54
PASSING YDS (NET)	267	267
Passes Att-Comp-Int	25-18-0	40-22-0
TOTAL OFFENSE PLAYS-YARDS	64-491	72-321
Fumble Returns-Yards	0-0	0-0
Punt Returns-Yards	5-101	2-3
Kickoff Returns-Yards	3-62	5-107
Interception Returns-Yards	0-0	0-0
Punts (Number-Avg)	5-32.0	6-46.0
Fumbles-Lost	1-1	2-2
Penalties-Yards	10-105	9-52
Possession Time	30:05	29:55
Third-Down Conversions	5 of 12	5 of 17
Fourth-Down Conversions	0 of 0	2 of 5
Red-Zone Scores-Chances	5-6	0-1
Sacks By: Number-Yards	3-24	4-35

**RUSHING:** Northwest Mo. St.-Omon,Xavier 13-95; Fiech,Mike 7-54; Lamberson,Josh 8-37; Wells,Shon 8-31; Netolicky,Jeff 3-7. Washburn-Moseley,Ra'Shaw 13-44; Hearn,Trent 12-41; Schuerman,Tyler 3-minus 2; Brill,Jordan 4-minus 29.  
**PASSING:** Northwest Mo. St.-Lamberson,Josh 16-23-0-249; Netolicky,Jeff 1-1-0-13; Mathews,Josh 1-1-0-5. Washburn-Brill,Jordan 16-31-0-205; Schuerman,Tyler 6-9-0-62.  
**RECEIVING:** Northwest Mo. St.-Rector,Jamaica 7-83; White,Morris 3-86; Falkner,E.J. 3-40; Froehlich,Aaron 2-46; Herring,Mitch 2-15; Omon,Xavier 1-minus 3. Washburn-Odupitan,Mike 6-96; Sissom,Sam 6-72; Scott,Jeff 3-17; Tetuan,Jarod 2-36; Bland,Rawshawn 2-23; Lehman,Cason 2-19; Moseley,Ra'Shaw 1-4.  
**INTERCEPTIONS:** Northwest Mo. St.-None. Washburn-None.  
**FUMBLES:** Northwest Mo. St.-Lamberson,Josh 1-1. Washburn-Hearn,Trent 1-1; Talley,Henry 1-1.





PITTSBURG, Kan. - The Washburn Ichabods fell 70-14 to No. 3 ranked Pittsburg State. The Gorillas scored 22 points in the first quarter, 21 in the second and 20 in the third as they reached at least 70 points for the second straight game.

The Ichabods got on the board in the second quarter as Jordan Brill hooked up with Jeff Scott for a 8-yard touchdown pass. Scott had a career-high seven receptions for 64 yards.

The Gorillas responded by rolling off 35 straight points to push the score to 63-7.

Cason Lehman added the Ichabods final touchdown as he scored on a 34-yard pass reception from Dustin Hickel capping a 6-play, 93-yard drive.

The Gorillas would add one more score to make the final tally 70-14.

Pitt State also piled up more than 700 yards of offense for a second straight game after accumulating an MIAA record 809 total yards in a 91-27 win over Missouri-Rolla last Saturday.

The Ichabods compiled 420 yards of total offense in the game compared to 713 for the Gorillas.

Brill, making his first collegiate start, was 18 of 32 for 167 yards and one touchdown. Ra'Shawn Mosley had 21 carries for 90 yards. Lehman, Sam Sissom and Mike Odupitan each had four catches.

The Gorillas had three rushers go over 100 yards in the game. Starting tailback Germaine Race had 12 carries for 186 yards and three touchdowns, starting quarterback Neal Philpot had 14 carries for 166 yards and reserve quarterback Andy Majors had nine carries for 128 yards and two touchdown scores.



**Ra'Shawn Mosley had 21 carries for 96 yards against Pittsburg State. He also had one reception out of the backfield.**

<b>WU</b>	<b>0</b>	<b>7</b>	<b>0</b>	<b>7</b>	<b>- 14</b>
<b>PSU</b>	<b>22</b>	<b>21</b>	<b>20</b>	<b>7</b>	<b>- 70</b>

#### Scoring Summary:

##### 1st Quarter

09:26 PSU - Race, Germaine 10 yd run (Helliwig, Ryan pass), 6-39 2:53, WU 0 - PSU 8  
03:02 PSU - Austin, Tim 45 yd pass from Philpot, Neal (Alleman, Nathan kick), 5-86 1:48, WU 0 - PSU 15  
00:35 PSU - Ward, Mike 26 yd pass from Philpot, Neal (Alleman, Nathan kick), 5-69 1:09, WU 0 - PSU 22

##### 2nd Quarter

11:35 PSU - Majors, Andy 38 yd run (Alleman, Nathan kick), 2-42 0:47, WU 0 - PSU 29  
07:12 WU - Scott, Jeff 8 yd pass from Brill, Jordan (Sabel, Connor kick), 10-75 4:19, WU 7 - PSU 29  
05:34 PSU - Race, Germaine 77 yd run (Alleman, Nathan kick), 3-85 1:33, WU 7 - PSU 36  
01:47 PSU - Collums, Tyler 3 yd pass from Philpot, Neal (Alleman, Nathan kick), 5-28 2:34, WU 7 - PSU 43

##### 3rd Quarter

12:21 PSU - Race, Germaine 29 yd run (Alleman, Nathan kick failed), 5-71 2:31, WU 7 - PSU 49  
08:07 PSU - Philpot, Neal 6 yd run (Alleman, Nathan kick), 4-90 1:40, WU 7 - PSU 56  
04:02 PSU - Bean, Justin 39 yd pass from Majors, Andy (Alleman, Nathan kick), 4-80 1:41, WU 7 - PSU 63

##### 4th Quarter


12:28 WU - Lehman, Cason 34 yd pass from Hickel, Dustin (Sabel, Connor kick), 6-93 2:24, WU 14 - PSU 63  
04:13 PSU - Majors, Andy 38 yd run (Alleman, Nathan kick), 5-50 2:37, WU 14 - PSU 70

#### Team Statistics:

	<b>WU</b>	<b>PSU</b>
FIRST DOWNS	27	28
RUSHES-YARDS (NET)	46-153	44-538
PASSING YDS (NET)	267	175
Passes Att-Comp-Int	40-23-2	17-10-1
TOTAL OFFENSE PLAYS-YARDS	86-420	61-713
Fumble Returns-Yards	0-0	0-0
Punt Returns-Yards	0-0	4-22
Kickoff Returns-Yards	10-164	3-58
Interception Returns-Yards	1-0	2-4
Punts (Number-Avg)	6-42.7	2-41.5
Fumbles-Lost	4-1	0-0
Penalties-Yards	7-50	12-90
Possession Time	34:06	25:54
Third-Down Conversions	5 of 15	5 of 8
Fourth-Down Conversions	1 of 2	1 of 1
Red-Zone Scores-Chances	1-2	3-3
Sacks By: Number-Yards	0-0	4-22

**RUSHING:** Washburn-Moseley, Ra'Shawn 21-90; McCann, Chris 7-46; Hearn, Trent 8-19; Hickel, Dustin 3-12; Bland, Rawshawn 2-0; Brill, Jordan 5-minus 14.  
**Pittsburg State-Race, Germaine 12-186; Philpot, Neal 14-166; Majors, Andy 9-128; Bean, Justin 8-53; Walters, Dustin 1-5.**  
**PASSING:** Washburn-Brill, Jordan 18-32-2-167; Hickel, Dustin 5-6-0-100; Ichabods 0-2-0-0.  
**Pittsburg State-Majors, Andy 6-12-1-91; Philpot, Neal 4-5-0-84.**  
**RECEIVING:** Washburn-Scott, Jeff 7-64; Lehman, Cason 4-95; Sissom, Sam 4-41; Odupitan, Mike 4-36; Lebahn, Jake 2-24; Bland, Rawshawn 1-4; Moseley, Ra'Shawn 1-3. **Pittsburg State-Austin, Tim 2-55; Twito, Brandon 2-40; Carpenter, J. 2-8; Bean, Justin 1-39; Ward, Mike 1-26; Clawson, Eric 1-4; Collums, Tyler 1-3.**  
**INTERCEPTIONS:** Washburn-Terrell, Fletche 1-0. **Pittsburg State-Jaax, Chris 1-0; Wright, Eric 1-4.**  
**FUMBLES:** Washburn-Moseley, Ra'Shawn 2-1; Tetuan, Jarod 1-0; Odupitan, Mike 1-0.





TOPEKA - The Washburn football team held off Southwest Baptist 38-35 at Yager Stadium Saturday afternoon. Mike Odupitan's 6-yard touchdown catch from Tyler Schuerman gave the Ichabods a 36-35 lead with 31 seconds left. It was the second time in a row that Schuerman and Odupitan had connected in the final minutes of the game to go ahead of Southwest Baptist. The combo scored with 1:11 remaining in a 41-37 win last season over the Bearcats in Bolivar. The Ichabods improved to 4-3 and 3-2 in the MIAA heading into Saturday's 1 p.m. game at Missouri-Rolla.

After Southwest Baptist took a 35-30 lead with 1:46 left on JoJo Rawls' 9-yard touchdown run, the Ichabods made their winning drive - a 13-play, 73 yard trip that saw the Ichabods convert two fourth-down conversions. The Ichabods added the two-point conversion on a Schuerman to Sam Sissom pass in the corner of the endzone.

The Ichabods took an early 7-0 lead on Ra'Shawn Mosley's 7-yard scamper that completed a 14-yard drive who took advantage of a SBU failed fake punt attempt. The Bearcats scored two touchdowns in the second quarter both on long drives - the first a 77-yard, 13 play drive and the second, a 74-yard, nine play drive and took a 14-7 lead into halftime.

In the third quarter, the Ichabods marched 74 yards on Sissom's first of his two touchdown receptions to tie the score at 14. Southwest Baptist came back on the ensuing drive to take a 21-14 lead on Robert Clardy's 7-yard run.

The Ichabods would tie the score on Sissom's second touchdown reception and then take the lead as the Ichabods' Chris Brown blocked a Southwest Baptist punt as Tramaime Young scooped it up for a 24-yard return for a score with 52 seconds left in the third quarter.

Washburn's Connor Sabel added a 32-yard field goal to push the Ichabods lead to 30-21, the kick was the first field goal for the Ichabods this season. After two Southwest Baptist TD scores to put them up 35-30, the Ichabods made the go ahead drive with Odupitan's reception with 31 seconds left. However, Southwest Baptist had one last chance. After returning the kickoff to their own 35 yard line, the Bearcats ripped off runs of 23 yards and 20 yards to put the ball on the Ichabods' 20 yard line. After SBU ran another play to spot the ball in between the hash marks, Ryan Smith pushed his 37-yard field goal to the right and the Ichabods would take a knee to end the game.

Schuerman had a season-high 264 yards passing completing 22 of 38 passes and three touchdowns. Against the Bearcats, he also became Washburn's all-time leader in total offensive yards passing Joe Schartz's record of 6,622. Schuerman now has 6,840 yards for his career (5,352 passing and 1,488 rushing). His total also places him ninth on the MIAA's career total offensive chart for all game and seventh in regular season games, needing only 29 yards to move into sixth on the all-time chart.

Mosley had his best day rushing for the Ichabods with a career-high 143 yards on 23 carries. In the receiving corps, Sissom had 10 receptions for 98 yards and two touchdowns and Odupitan had seven receptions for 102 yards. Defensively, the Ichabods were led by linebacker Evin Beck who had 13 tackles. Grant Gould added 12.



**Mike Odupitan had this game-winning catch with 31 seconds left to put the Ichabods up 35-38.**

**ICHABOD INSIDER**

<b>SBU</b>	<b>0</b>	<b>14</b>	<b>7</b>	<b>14</b>	<b>- 35</b>
<b>WU</b>	<b>7</b>	<b>0</b>	<b>20</b>	<b>11</b>	<b>- 38</b>

#### Scoring Summary:

##### 1st Quarter

06:32 WU - Moseley, Ra'Shaw 7 yd run (Sabel, Connor kick), 2-14 0-43, SBU 0 - WU 7

##### 2nd Quarter

14:56 SBU - Kirven, Marco 1 yd run (Smith, Ryan kick), 13-77 6-34, SBU 7 - WU 7

03:54 SBU - Rawls, JoJo 1 yd run (Smith, Ryan kick), 8-60 3-32, SBU 14 - WU 7

##### 3rd Quarter

11:16 WU - Sissom, Sam 7 yd pass from Schuerman, Tyler (Sabel, Connor kick), 9-74 3-41, SBU 14 - WU 14

04:11 SBU - Clardy, Robert 7 yd run (Smith, Ryan kick), 4-42 1-30, SBU 21 - WU 14

02:17 WU - Sissom, Sam 13 yd pass from Schuerman, Tyler (Sabel, Connor kick), 7-65 1-47, SBU 21 - WU 21

00:52 WU - Young, Tramaime 24 yd blocked punt return (Sabel, Connor kick failed), , SBU 21 - WU 27

##### 4th Quarter

10:49 WU - Sabel, Connor 32 yd field goal, 4-8 1-19, SBU 21 - WU 30

09:08 SBU - Rawls, JoJo 1 yd run (Smith, Ryan kick), 4-80 1-41, SBU 28 - WU 30

01:46 SBU - Rawls, JoJo 9 yd run (Smith, Ryan kick), 9-76 3-45, SBU 35 - WU 30

00:31 WU - Odupitan, Mike 6 yd pass from Schuerman, Tyler (Sissom, Sam pass from Schuerman, Tyler), 13-73 1-10, SBU 35 - WU 38

#### Team Statistics:

	<b>SBU</b>	<b>WU</b>
FIRST DOWNS	24	21
RUSHES-YARDS (NET)	54-324	29-137
PASSING YDS (NET)	170	264
Passes Att-Comp-Int	29-15-0	40-22-0
TOTAL OFFENSE PLAYS-YARDS	83-494	69-401
Fumble Returns-Yards	0-0	0-0
Punt Returns-Yards	2-7	3-70
Kickoff Returns-Yards	6-81	4-56
Interception Returns-Yards	0-0	0-0
Punts (Number-Avg)	4-30.8	4-34.0
Fumbles-Lost	4-2	2-2
Penalties-Yards	4-35	8-66
Possession Time	36:23	23:37
Third-Down Conversions	10 of 18	5 of 14
Fourth-Down Conversions	1 of 2	2 of 2
Red-Zone Scores-Chances	5-6	5-5
Sacks By: Number-Yards	2-20	3-18

**RUSHING:** Southwest Baptist-Clardy, Robert 17-163; Kirven, Marco 25-102; Rawls, JoJo 12-59. Washburn-Moseley, Ra'Shaw 23-143; Bland, Rawshawn 2-15; Sissom, Sam 1-0; Ichabods 1-minus 1; Schuerman, Tyler 2-minus 20.

**PASSING:** Southwest Baptist-Clardy, Robert 15-29-0-170. Washburn-Schuerman, Tyler 22-38-0-264; Ichabods 0-2-0-0.

**RECEIVING:** Southwest Baptist-Smart, Nick 5-60; Kirven, Marco 3-49; Sundberg, Dan 2-11; Lyons, Dimetric 2-8; Rawls, JoJo 1-23; Johnson, Dewitt 1-11; Howry, Travis 1-8. Washburn-Sissom, Sam 10-98; Odupitan, Mike 7-102; Tetuan, Jarod 3-49; Lehman, Cason 1-9; Moseley, Ra'Shaw 1-6.

**INTERCEPTIONS:** Southwest Baptist-None. Washburn-None.

**FUMBLES:** Southwest Baptist-Taylor, Jared 1-0; Kirven, Marco 1-1; Lyons, Dimetric 1-1; Clardy, Robert 1-0. Washburn-Moseley, Ra'Shaw 1-1; Schuerman, Tyler 1-1.