



Washburn (6-4, 5-3 MIAA) vs Missouri Southern (5-5, 4-4 MIAA)

Nov. 6, 2004 • Joplin, Mo. • Hughes Stadium • 2 p.m.



TODAY'S GAME

Kickoff: 2:00 p.m.

Radio: AM580 WIBW with Bruce Steinbrock (play-by-play), Mark Elliott (color) and Jamie Overocker (sideline)

Coaches: Craig Schurig is 14-18 in his third season at Washburn. He is 11-15 against the MIAA and he is 1-1 against Missouri Southern.

John Ware is in his first seasons as the Lions coach after coaching nine years at Truman State. He has posted a 5-5 record at Missouri Southern. He is 59-49 overall.

Up next: To be determined. A win over Missouri Southern would leave the Ichabods in third place by themselves in the MIAA and line Washburn up with a possible appearance in the Mineral Water Bowl Dec. 4 in Excelsior Springs, Mo.

SERIES NOTES

Today's meeting is the 35th meeting in the series. The Lions lead the all-time series 20-13-1. The Ichabods have won five of the last eight meetings. The Ichabods have won two of the last three meetings in Joplin and six of the last 10 overall.



The Game: The Washburn Ichabods will wrap up the regular season in a matchup against the Missouri Southern Lions. The Ichabods are 6-5 and 5-4 in the MIAA. They have already secured a winning season via their 30-23 win over Missouri Western last weekend. The Ichabods are looking for their first seven-win season since 1988 and their first trip to a post-season game since that same year when they went to the NAIA playoffs. The Lions are 5-5 overall and 4-4 in MIAA play. They fell to Emporia State last weekend 46-43.



Sports Information Contacts: Washburn Sports Information Director - Gene Cassell • Email: gene.cassell@washburn.edu • Phone: 785-231-1010 x1791 • Yager Stadium Press Box: 785-231-1010 x1563. Missouri Southern Sports Information Director - J.R. Belew • Email: belew-j@mssu.edu • Phone: (417) 625-9359.



Ichabods on Radio: The game will be broadcast live on AM 580 WIBW - the new home of the Ichabods and Lady Blues. The game can also be heard on the internet at www.wusports.com by following the "Listen to the Game" links. The Craig Schurig Coaches Show will be heard from 6:30 to 7 p.m. on Thursday nights at Skinny's in the Huntoon Shopping Center at Huntoon and Gage in Topeka. Bruce Steinbrock will be the play-by-play voice of the Ichabods and former WU quarterback Mark Elliott will be the color analyst. Jamie Overocker will provide sideline reports.



The Coaches: Craig Schurig A new era in Washburn football began when Craig Schurig was named head coach of the Ichabod football program Dec. 28, 2001.

Schurig is 14-18 in his third season as the Ichabod head coach and he is 11-15 against the MIAA.

After two seasons as the Ichabods' head coach, Schurig has already made his mark at Washburn defeating arch-rival Emporia State in two of three meetings since taking over the Ichabods. The Ichabods improved two wins from the first season to the second season under Schurig finishing the 2003 season 5-6.

After coaching for nearly a decade in a winning program, Schurig has brought the knowledge of success, a winning attitude and a new intensity to the Ichabod football program.

In each of his two seasons at Washburn, the Ichabods have had two MIAA Freshman of the Year and 16 players receive all-MIAA honors. He has been equally on task with players in the classroom with 29 Ichabods named to the MIAA Commissioner's Academic Honor Roll. Following the 2003 season, 16 were named to the honor roll, the most in one single season since joining the MIAA.

While under Schurig, the Ichabod football program has also seen sweeping changes in facilities with the improvements to Yager Stadium and equipment upgrades in the weight room.

Prior to working with the defensive backs, he worked three seasons with the Gorillas' tight ends.

While on the Gorillas coaching staff, Schurig was a part of an NCAA national finalist squad in 1995, four MIAA Championship teams and eight NCAA Division II playoff teams. He helped guide one of the top defenses in Division II including the top-ranked defensive squad in 1999.

Before arriving at Pittsburg State, Schurig spent the 1992 season as a volunteer assistant coach at his alma mater, Colorado School of Mines joining the Gorillas in 1993.

2004 Standings

MIAA Overall

 NWMSU (2)	8-0. 10-0
 PSU (1)	8-0. 10-0
 WU	5-3. 6-4
 MSSU	4-4. 5-5
 CMSU	4-4. 6-4
 ESU	4-4. 5-5
 MWSC	3-5. 4-6
 UMR	2-6. 3-7
 SBU	1-7. 2-8
 TSU	1-7. 1-9

MIAA Results

Saturday, October 30

- *MSSU 43 @ ESU 46 Final, (HC)
- *MWSC 23 @ WU 30 Final, (HC)
- *TSU 47 @ UMR 33 Final
- *NWMSU 34 @ SBU 22 Final
- *CMSU 27 @ PSU 47 Final

MIAA Schedule

Saturday, November 6

- *SBU @ TSU 12 p.m.
 - *ESU @ CMSU 1:30 p.m.
 - *NWMSU vs. PSU @ Arrowhead Stadium, at KCMO . . . 2 p.m.
 - *UMR @ MWSC 2 p.m.
 - *WU @ MSSU 2 p.m.
- completes MIAA Regular Season

Saturday, November 13

- NCAA Division II Playoffs
- First Round @ campus sites

Saturday, November 20

- NCAA Division II Playoffs
- Second Round @ campus sites

Saturday, November 27

- NCAA Division II Playoffs
- Quarterfinals @ campus sites

Saturday, December 4

- NCAA Division II Playoffs
- Semifinals @ campus sites
- Mineral Water Bowl
- MIAA vs. NSIC @ Tiger Stadium, Excelsior Springs, Mo. .1 p.m.

Saturday, December 11

- NCAA Division II Championship Game @ Florence, Ala.

Schurig, a Willingboro, N.J., native, was a four-year letterman as a defensive back at Colorado Mines and was selected team captain as a senior. He earned second-team All-Rocky Mountain Athletic Conference honors as a senior. He graduated in 1987 with a bachelor's degree in petroleum engineering.

Schurig earned a master's degree in physical education at Pittsburg State in 1996. Craig and his wife, Louisa, have a daughter, Samantha, and two sons, Mitchell and Michael.

Missouri Southern head coach John Ware is in his first season as head coach of the Lions after moving to Southern from conference foe Truman State University. Ware spent the last 19 years at Truman, including the last nine seasons as head coach. He built a 54-44 career record in those nine seasons, including a 49-32 mark in MIAA play and a 52-38 record against non-NCAA Division I-AA programs. Ware, who now stands at 59-48 for his career, is the first in MIAA history to serve as head coach at two different league schools. He began the 2004 campaign in 12th place on the all-time MIAA victories list.



The Ichabods last time out - Washburn 30, Missouri Western 23 - Oct. 30, 2004:

TOPEKA - The Washburn Ichabods used a fourth quarter comeback for a 30-23 win over Missouri Western on homecoming and senior day in Yager Stadium. The Ichabods' Tyler Schuerman hooked up with Sam Sissom with 21 seconds remaining for the win. With the win, the Ichabods have lifted their record to 6-4, recording a winning season for the first time since 1999. The Ichabods' MIAA record now stands at 5-3, recording a winning season for the first time in conference play since joining the MIAA.

After the Griffons tied the score at 23 with 5:09 remaining, the Ichabods drove to the Griffon 23. The Ichabods attempted a 40-yard field goal, but it was blocked and the Griffons took over at their own 38. The Ichabod defense forced the Griffons into a three and out. After a 16-yard punt return to the Washburn 35, the Ichabods took over with 50 seconds on the clock.

The Ichabods Schuerman rushed for 22 yards to the Missouri Western 43. After a pass to Rashawn Bland to the 39 and a 23 yard pass to Sissom, the Ichabods had first down on the 16. The Ichabods stopped the clock. On a 2nd-and-10, Schuerman hit Sissom for the winner.

When the Griffons tied the score at 23, the Ichabods' Jake LeBahn used all of his 6-foot-4 body to block the extra point that would have given the Griffons the lead at 24-23.

Missouri Western opened the scoring with a 23-yard field goal by Michael Cooper. The Ichabods responded by Ra'Shawn Mosley capping an 84-yard drive with a 5-yard touchdown run. Mosley finished the day with a career-high 170 yards on 26 carries and three touchdowns.

Schuerman had 69 yards rushing and was sacked three times. He was 15 of 29 for 202 yards passing. Sissom had five receptions for 72 yards. Mike Odupitan had four catches for 45 yards.

The Ichabod defense limited Missouri Western to 89 yards of total offense in the first half. Blake Meyer had a career-high 16 tackles in the win with eight solo stops. Grant Gould had 16 tackles for the Ichabods as well.



Washburn/Missouri Southern Series Notes: Today's meeting is the 35th meeting in the series. The Lions lead the all-time series 20-13-1. The Ichabods have won five of the last eight meetings. The Ichabods have won two of the last three meetings in Joplin and six of the last 10 overall.



Ichabods on homecoming: With the win on Saturday over Missouri Western on Homecoming, the Ichabods have won 14 of their last 19 homecoming matchups played on the road and in Yager Stadium.



Talking about the Lions - Last time out - 10/30/04 vs Emporia State - Emporia State 46, Missouri Southern 43.

EMPORIA, Kan. -- Junior CB Matt Peschel's interception in the end zone with 22 seconds ended a wild fourth quarter as Emporia State held on for a 46-43 Homecoming win over Missouri Southern Saturday (Oct. 30) at Welch Stadium.

About the Lions



General Information

Location: Joplin, Mo.
Founded: 1937
Enrollment: 5,740
Affiliation: NCAA II
Conference: MIAA
Nickname: Lions
Colors: Green and Gold
President: Dr. Julio S. Leon
Director of Athletics: Sallie Beard

Coaching Staff

Head Coach: John Ware
 Alma Mater: Drake, 1981
 Record at MSSU: 5-5, 1st year
 Overall Record: 59-49, 10th year
 Phone: 417.625.9358

Assistant Coaches:

Keith Matheny
 Todd Wash
 Bob Ray
 Scottie Hazelton
 Scott Bailey

2003 Record: 1-10

MIAA Record, Finish: 1-8, 9th

Basic Formations: Multiple • 4-4

Lettermen: Returning-30 • Lost-24

Returning Starters: Offense-3 •

Defense-4 • Specialty-5

Missouri Southern .5-5, 4-4

Aug. 28	Bacone.....	W 40-21
Sept. 4	Harding.....	L 27-32
Sept. 11	at Missouri-Rolla.....	W 51-21
Sept. 18	No. 15 Central Missouri.....	L 33-40
Sept. 25	Missouri Western.....	W 23-21
Oct. 2	at Truman State.....	W 30-20
Oct. 9	No. 3 Northwest Missouri.....	L 19-55
Oct. 16	No. 1 at Pittsburg State.....	L 7-59
Oct. 23	at Southwest Baptist.....	W 26-22
Oct. 30	at Emporia State.....	L 43-46
Nov. 6	Washburn.....	2 p.m.

The Hornets had just re-taken the lead with 1:33 to go on junior WR Matt Martin's 11th catch and third for a touchdown -- a 10-yard grab from senior QB Tad Hatfield. It capped a six-play, 85-yard drive in which Hatfield was 6-for-6 through the air and ended with his fifth TD pass of the day.

The Lions, who rallied to take their only lead of the game, 43-39, with 3:03 left on sophomore RB Wentric Williams 1-yard run, had one more push to make in the final seconds of the game.

A 36-yard scramble by freshman QB Nathan Emert on fourth-and-1 from the MSSU 47 moved the Lions to the ESU 17 with 43 seconds left. Two plays later and 4 yards closer to the end zone, he was picked off by Peschel to quash the threat.

ESU led 14-7 after one quarter, but the Lions closed the margin to one, 21-20, by halftime. The Hornets held a 33-23 lead after three quarters.

Hatfield was 32-of-52 for 460 yards, five TDs and no interceptions. The 460 yards is the fifth-highest single-game total in MIAA history. Martin's 11 catches totaled 211 yards, while junior WR J.J. Richard had 13 receptions for 201 yards and two touchdowns.

Emert was 20-for-43 for 276 yards, four touchdowns and two interceptions, adding 49 yards on 15 rushes. Williams added 152 yards on 36 carries with two TDs and added four receptions for 38 yards. Junior WR Dustin Bromley also had four catches for 102 yards and two scores.



Last meeting with the Lions - Nov. 8, 2003 - Topeka - Nov. 15 - The Washburn

Ichabods won their first regular season finale since 1994 and topped Missouri Southern 38-35 in the final game of the 2003 season. The Ichabods finished the season with a 5-6 record and 3-6 in MIAA play in a two-game improvement in the win column from 2002.

In a high-scoring game, the Lions took the opening kickoff and drove 68 yards to take an early 7-0 lead. The Ichabods responded with a 61-yard drive of their own as Trent Hearn capped the drive with the first of his four rushing touchdowns on the day.

Hearn would also run into the record books as he became only the second Ichabod to go over the 1,000 yard rushing mark. He finished the day with 153 yards on 34 carries and his season total was 1,116 yards which is the second highest in school history behind Dino DeLisa's 1,185 yards in 1983.

After the second and third rushing touchdowns of the day by Hearn, the Ichabods had a 21-7 lead. The Lions would come back as the Lions' Kokain Mothershed would score on a 29-yard run to cut the lead to 21-14.

On the ensuing possession, Mike Odupitan would return the kickoff 89 yards to become only the third Ichabod to return a kickoff for a touchdown and the first since Corey Crain returned a kickoff 97 yards against Missouri Southern in 1999. The other was Ed Vacek who returned a kickoff 98 yards against Central Missouri in 1985.

The Lions would score on their next possession, but the extra point attempt hit the upright and the Ichabods would retain a 28-20 lead.

The Ichabods would drive on their next possession, but it would stall and Connor Sabel connected on a 34-yard field goal to push the lead to 31-20.

Nine seconds later, the Lions would score a touchdown on a 65-yard strike from Mothershed to Chris Turner and the two-point conversion would cut the Ichabods lead to 31-28 with 14:46 left to play.

The Lions would then force the Ichabods to turn the ball over on downs and then drive 82-yards in 12 plays to take a 35-31 lead on a Mothershed touchdown rush with 3:04 left to play.

The Ichabods would then take the next kickoff and drive 67-yards on five plays on a Tyler Schuerman rush of 31 yards and three Hearn rushes of 18, six and 12-yards with the last one capping the drive and putting the Ichabods up 38-35 with 1:38 to play.

The Ichabod defense then would close out the game after the Lions drove to the Washburn 47, but four incomplete Lion passes gave the ball back to the Ichabods and they would finish out the clock for the win.

Hearn would finish with 153 yards on 34 carries and the four rushing touchdowns. Schuerman was 11 of 25 for 199 yards and Mike Odupitan had five catches for 95 yards and the 89-yard kickoff return for the touchdown. Brooks Myers led the Ichabods with a season-high 14 tackles and Morgan Dewey recorded 11.



Washburn Football History

MISSOURI SOUTHERN SERIES NOTES

First meeting

WU 21, MSSU 21 on Oct. 17, 1970

Last meeting

WU 38, MSSU 35 on Nov. 15, 2003

Last WU win

38-35 on Nov. 15, 2003

Last MSSU win

52-28 on Sept. 28, 2002

Largest WU win

25-7 on Sept. 27, 1986

Largest MSSU win

44-14 on Oct. 3, 1992

- The Ichabods have won five of the last six meetings
- The last eight games have had an average margin of victory of 6.625 points
- The Ichabods have won two of the last three games played in Joplin and 6 of the last 10 games overall played in Hughes Stadium

All-time Series Scores

(MSSU leads 20-13-1)

O17	1970	T	21-21	Joplin, Mo.
O16	1971	L	10-14	Topeka
O21	1972	L	3-14	Topeka
O19	1973	W	9-3	Joplin, Mo.
N2	1974	W	35-17	Topeka
N1	1975	L	9-21	Joplin, Mo.
O23	1976	L	21-35	Joplin, Mo.
O8	1977	L	21-38	Topeka
O7	1978	L	7-20	Joplin, Mo.
N10	1979	W	20-19	Topeka
N8	1980	L	9-35	Joplin, Mo.
O3	1981	L	0-12	Topeka
O2	1982	L	0-20	Topeka
N12	1983	W	24-10	Topeka
N10	1984	W	31-29	Joplin, Mo.
S28	1985	W	19-6	Topeka
S27	1986	W	25-7	Joplin, Mo.
O24	1987	L	14-32	Topeka
O22	1988	W	35-23	Joplin, Mo.
S23	1989	L	6-21	Joplin, Mo.
S22	1990	L	3-30	Joplin, Mo.
O5	1991	L	6-31	Topeka
O3	1992	L	14-44	Joplin, Mo.
O30	1993	L	21-36	Topeka
O29	1994	L	16-38	Joplin, Mo.
N11	1995	L	0-25	Topeka
N16	1996	L	31-32	Joplin, Mo.
O23	1997	L	14-17	Topeka
O24	1998	W	49-37	Joplin, Mo.
S18	1999	W	35-28	Topeka
S16	2000	W	24-22	Joplin, Mo.
S22	2001	W	29-28	Topeka
S28	2002	L	28-52	Joplin, Mo.
N15	2003	W	38-35	Topeka

Washburn is 457-530-44 in its 114th year of college football.



A Washburn win over Missouri Southern would . . .

- would lift the Ichabods to 458-530-44 in its football history
- would be the Ichabods' second straight win over Missouri Southern
- would improve the Ichabods to 14-20-2 all-time against the Lions
- would be the Ichabods seventh win in the last 11 seasons in Joplin
- would be the Ichabods sixth win in the last seven games over the Lions
- would give the Ichabods a 7-4 overall record and 6-3 record in the MIAA
- would be the first time the Ichabods recorded seven wins in a season since 1988
- would secure third place in the MIAA for the Ichabods, their highest finish since joining the MIAA - the previous high finish was a tie for fifth in the 1990 season (4-6/4-5 MIAA) and the 1999 season (6-5/4-5 MIAA)



A Washburn loss to Missouri Southern would . . .

- would lift the Ichabods to 457-531-44 in its football history
- would be the Ichabods' second straight loss to the Lions in Joplin
- would drop the Ichabods to 13-21-1 all-time against the Lions
- would be the second straight win by the Lions over the Ichabods in Joplin
- would give the Ichabods a 6-5 overall record and 6-3 record in the MIAA
- would leave the Ichabods in no worse than a tie for third place in the MIAA



A look back to Washburn's win over Missouri Western . . . the loss

- lifted the Ichabods to 457-530-44 in its football history
- snapped a five-game losing streak to the Griffons
- improved the Ichabods to 13-18-2 all-time against the Griffons
- snapped the Griffons' two-game winning streak in Topeka
- gave the Ichabods a 6-4 overall record and 5-3 record in the MIAA
- secured the Ichabods first winning season since 1999 when they finished 6-5
- was the first time the Ichabods recorded five MIAA wins since joining the conference



Six degrees of separation:

- The Ichabods have five on their roster from Missouri.
- The Lions have eight on their roster from Kansas.
- Craig Schurig recorded his first career coaching win against a John Ware-led Truman State win on Oct. 12, 2002 in Kirksville.



Schuerman continues quest of rewriting Washburn and MIAA record books:

Following are records that Ichabod senior quarterback has tied for is close to breaking. Also listed are his standings in the MIAA career charts.

- Schuerman already owns Washburn records for the following:
- Passing touchdowns: 44 (old record 33 - Dustin Hickel, 01-present)
- Passing yards: 5,868 (old record 5,527 - Joe Schartz, 1993-96)
- Total Offensive Yards: 7,559 (old record 6,622 - Joe Schartz, 1993-96)
- Total offensive touchdowns: 69 (old record 54 - Joe Schartz, 93-96)
- Rushing touchdowns by a freshman, set in 2000: 16 (tied with Trent Hearn, who rushed for 16 in 2003)
- Passing yardage by a freshman, set in 2000: 1,936 yards

He is close to the following records:

- Schuerman has taken part in 1,196 plays as an Ichabod (423 rushing attempts and 773 passing attempts). The school record for total offensive plays is 1,223, held by Joe Schartz.
- His 5,868 passing yards ranks him 10th on the MIAA's career chart (in regular season games only).
- His 7,559 total offensive yards ranks him fifth on the MIAA career chart (in regular season games only).
- His 52.3 percent completion percentage for his career would place him atop Washburn's all-time list. The pass completion record for a career is 51.0 held by Mike Atkins.
- His 1,691 rushing yards places him seventh on the Washburn's all-time chart. He needs eight yards to move past Art Fletcher for sixth on the all-time chart.
- He has scored 25 touchdowns totalling 150 points, which ranks fifth on Washburn's career charts.



Sam Sissom Sizzlin' the record books:

Junior wide receiver Sam Sissom became only the fourth Ichabod to go over the 2,000-yard mark in receiving yards for a career.

- ➔He lifted his total to 2,073 career yards and against the Griffons he caught his 31st career touchdown pass of his career. The MIAA record for regular season games (not counting playoff games) is 35 currently Northwest Missouri State senior Jamaica Rector who caught his 34th and 35th against Southwest Baptist on Saturday.
- ➔His 129 catches for his career rank third on the all-time chart.
- ➔Sissom's 80 points this season is the fifth highest single-season total.
- ➔Sissom's 190 points for his career his the third highest in Washburn history.
- ➔Sissom has averaged one touchdown per game in his 31-game career as an Ichabod.
- ➔Sissom needs eight yards to pass Marc Nardella for third on the all-time chart. Nardella played for Washburn from 1996 to 1999.
- ➔Sissom needs one more catch this season to reach 50. In doing so he would

become only the sixth Ichabod to reach 50 for a single season.



'Bods and Ends:

- Joe Corcoran lifted his career total tackles to 320. He is 30 from breaking the career tackle record of 349 held by Tony Scollieri who played from 1994-97.
- Grant Gould raised his career total to 315 against Missouri Western. Only Scollieri (349), Matt Cahill (323, playing from 1979-82) and Corcoran have recorded more than 300 in their career. He also has 111 tackles this season. He became the 10th Ichabod in school history to hit the century mark in tackles in a single season.
- Gould needs five assisted tackles to break Washburn's single season record of 67 held by Corcoran, who set the mark in 2002.
- Curtis Massey, leads the MIAA in punting with a 41.9 yards per punt average. He is ranked eighth in NCAA Division II.
- Gould leads the MIAA with 11.0 tackles per game. That ranks 23rd in NCAA Division II.
- Fletcher Terrell leads the MIAA with 1.4 passes defended per game. He ranks 28th in NCAA Division II. Terrell also ranks 33rd in the NCAA in interceptions. He has five this season and nine for his career. The school record is 13.
- Tyler schuerman is ranked 31st in the NCAA with a 135.2 pass efficiency ranking.
- Ra'Shawn Mosley needs 114 yards to reach 1,000 for the season. If so, he would become the second Ichabod to reach 1,000 yards in as many seasons. Trent Hearn rushed for 1,116 yards last season. If Mosley reaches 1,000 yards, it would be the first time in school history the Ichabods would have a 1,000 yard rusher in back-to-back seasons. Mosley would be only the third Ichabod to reach 1,000 yards behind Hearn and the school's all-time leading rusher, Dino DeLisa.



Postseason chances destiny in Ichabods' hands:

2004 Starting Lineups

Offense	TE	LT	LG	C	RG	RT	WR	WR	QB	FB	TB	PK
CSM	J. Scott	Barrett	Sué	Durler	Kelley	Holland	Sissom	Oduptian	Schuerman	Bland	Hearn	Sabel
LU	J. Scott	Barrett	Sué	Durler	Kelley	Holland	Sissom	Oduptian	Schuerman	Bland	Mosley	Sabel
ESU	J. Scott	Barrett	Sué	Durler	Kelley	Holland	Sissom	Oduptian	Schuerman	Bland	Hearn	Sabel
at TSU	J. Scott	Barrett	Sué	Durler	Kelley	Holland	Sissom	Oduptian	Schuerman	Bland	Hearn	Sabel
NWMSU	J. Scott	Barrett	Sué	Durler	Kelley	Holland	Sissom	Oduptian	Schuerman	Bland	Hearn	Sabel
at PSU	J. Scott	Barrett	Sué	Durler	Kelley	Holland	Sissom	Oduptian	Brill	Bland	Hearn	Sabel
SBU	J. Scott	Barrett	Sué	Durler	Kelley	Holland	Sissom	Oduptian	Schuerman	Bland	Mosley	Sabel
at UMR	J. Scott	Barrett	Sué	Durler	Kelley	Holland	Sissom	Oduptian	Schuerman	Bland	Mosley	Sabel
at CMSU	J. Scott	Barrett	Sué	Durler	Kelley	Holland	Sissom	Oduptian	Schuerman	Bland	Mosley	Sabel
MWSC	Hoytal	Barrett	Sué	Durler	Kelley	Holland	Sissom	Hickel	Schuerman	Bland	Mosley	Sabel
at MSSU												

Defense	DE	DT	DT	DE	OLB	ILB	ILB	OLB	DB	DB	FS	P
CSM	Hemmerling	Bull	Nichols	Moyer	Looney	Gould	Ev. Beck	Corcoran	Terrell	Stuckey	Ewy	Massey
LU	Hemmerling	Bull	Nichols	Huenefeld	Looney	Gould	Ev. Beck	Corcoran	Terrell	Stuckey	Ewy	Massey
ESU	Hemmerling	Bull	Nichols	Moyer	Looney	Gould	Ev. Beck	Corcoran	Terrell	Stuckey	Ewy	Massey
at TSU	Hemmerling	Bull	Nichols	Moyer	Looney	Gould	Ev. Beck	Corcoran	Terrell	Stuckey	Ewy	Massey
NWMSU	Birt	Hemmerling	Lewis	Huenefeld	Looney	Gould	Ev. Beck	Corcoran	Terrell	Stuckey	Ewy	Massey
at PSU	Birt	Hemmerling	Lewis	Huenefeld	Looney	Gould	Ev. Beck	Corcoran	Terrell	Stuckey	Ewy	Massey
SBU	Birt	Hemmerling	Lewis	Huenefeld	Looney	Gould	Ev. Beck	Corcoran	Terrell	Stuckey	Ewy	Massey
at UMR	Birt	Hemmerling	Lewis	Huenefeld	Looney	Gould	Ev. Beck	Corcoran	Terrell	Stuckey	Meyer	Massey
at CMSU	Birt	Hemmerling	Lewis	Huenefeld	Looney	Gould	Ev. Beck	Corcoran	Terrell	Stuckey	Meyer	Massey
MWSC	Birt	Hemmerling	Lewis	Huenefeld	Looney	Gould	Ev. Beck	Corcoran	Terrell	Stuckey	Meyer	Massey
at MSSU												

With a win today against Missouri Southern, the Ichabods could set themselves up with a Dec. 4th date in the Mineral Water Bowl. The Ichabods have not been a to a bowl game since the 1988 season when the Ichabods fell in the first round of the NAIA playoffs on Nov. 19 at Arkansas-Monticello 20-13. The Mineral Water Bowl pits the highest, non-NCAA playoffs team from the MIAA against the same from the Northern Sun Conference. The game is played in Excelsior Springs, Mo.



Southwest Regional Rankings Released:

No.	School	Overall Records
1	Northwest Missouri State	10-0
2	Pittsburg State	10-0
3	Texas A&M-Kingsville.	7-1
4	Colorado School of Mines	10-0
5	Midwestern State.	7-2
6	Southeastern Oklahoma State	7-2
7	Central Oklahoma	7-2
8	Chadron State	7-3
9	Adams State	7-3
10	East Central	6-3
11	Tarleton State	6-4
12	Central Missouri State	6-4

Bold = MIAA School

BoldItalic = WU non-MIAA opponent



Up next: The Ichabods will have to wait-and-see.

With a win today against Missouri Southern, the Ichabods could set themselves up with a Dec. 4th date in the Mineral Water Bowl. Should the Ichabods fall, they will have to wait for other games to be completed in today's action.

Ichabods vs the Lions last meeting 11/15/03

MSSU 7 0 13 15 - 35
WU 14 10 - 38

Scoring Summary:

1st Quarter

12:39 MSSU - Willard,Darvin 68 yd run (Komen,Brad kick), 6-78 2:21, MSSU 7 - WU 0

06:15 WU - Hearn,Trent 2 yd run (Sabel,Connor kick), 13-61 6:18, MSSU 7 - WU 7

2nd Quarter

07:34 WU - Hearn,Trent 1 yd run (Sabel,Connor kick), 2-10 0:42, MSSU 7 - WU 14

3rd Quarter

11:43 WU - Hearn,Trent 1 yd run (Sabel,Connor kick), 7-34 3:02, MSSU 7 - WU 21

06:50 MSSU - Mothershed,Koka 29 yd run (Komen,Brad kick), 4-39 1:49, MSSU 14 - WU 21

06:39 WU - Odupitan,Mike 89 yd kickoff return (Sabel,Connor kick), MSSU 14 - WU 28

03:49 MSSU - Johnson,Jacob 3 yd run (Komen,Brad kick failed), 10-41 2:33, MSSU 20 - WU 28

4th Quarter

14:55 WU - Sabel,Connor 34 yd field goal, 9-51 3:49, MSSU 20 - WU 31

14:46 MSSU - Turner,Chris 65 yd pass from Mothershed,Koka (Winfrey,Craig pass), 1-65 0:09, MSSU 28 - WU 31

03:04 MSSU - Mothershed,Koka 2 yd run (Komen,Brad kick), 12-82 6:08, MSSU 35 - WU 31

01:38 WU - Hearn,Trent 12 yd run (Sabel,Connor kick), 5-67 1:26, MSSU 35 - WU 38

Team Statistics:

	MSSU	WU
FIRST DOWNS	18	21
RUSHES-YARDS (NET)	37-187	47-222
PASSING YDS (NET)	231	199
Passes Att-Comp-Int	37-17-2	25-11-3
OFFENSE PLAYS-YARDS	74-418	72-421
Fumble Returns-Yards	1-34	0-0
Punt Returns-Yards	1-0	2-56
Kickoff Returns-Yards	6-164	5-162
Interception Returns-Yards	3-21	2-98
Punts (Number-Avg)	5-35.4	1-29.0
Fumbles-Lost	0-0	2-2
Penalties-Yards	9-108	6-68
Possession Time	29:14	30:46
Third-Down Conversions	8 of 18	5 of 12
Fourth-Down Conversions	1 of 3	1 of 4
Red-Zone Scores-Chances	2-5	5-8
Sacks By: Number-Yards	0-0	0-0

Individual Statistics:

RUSHING: Missouri Southern-Willard,Darvin 19-

97; Mothershed,Koka 12-86;Proctor,Nate 4-4; Johnson,Jacob 2-0. Washburn-Hearn,Trent 34-153; Schuerman,Tyler 5-58; Bland,Rawshawn 2-8; Odupitan,Mike 3-4; Brown,Chris 1-2; Ichabods 2-minus 3.

PASSING: Missouri Southern-Mothershed,Koka 17-37-2-231. Washburn-Schuerman,Tyler 11-25-3-199.

RECEIVING: Missouri Southern-Mathes,DeMarcus 7-62; Turner,Chris 3-87; Proctor,Nate 3-30; Hilburn,Cody 2-18; Combs,Josh 1-20; Hill,Brandon 1-14. Washburn-Odupitan,Mike 5-95; Lehman,Cason 3-62; Scott,Jeff 1-37; Sissom,Sam 1-5; Hearn,Trent 1-0.

INTERCEPTIONS: Missouri Southern-Burpo,Ryan 1-21; Johnson,Seth 1-0; Spinks,Robert 1-0. Washburn-Corcoran,Joe 1-40; Terrell,Fletche 1-58.

FUMBLES: Missouri Southern-None. Washburn-Hearn,Trent 1-1; Lehman,Cason 1-1.

2004 Players of the Week as selected by Ichabod Coaching Staff

Game	Off. Skill	Def. Skill	Special Teams	Off. Line	Def. Line	Work Team Off.	Work Team Def.	Big Hit
CSM	Sam Sissom, WR	Fletcher Terrell, DB	Curt Massey, P Chris Brown, LB	Jeff Scott, TE	Grant Gould, LB	Kyle Hainline, OL	Eric Lawrence, DE	Chris Brown, LB
LU	Rawshawn Bland, FB	Henry Talley, DB	Curt Massey, P Jarod Tetuan, WR	Matt Durler, C	Mitch Birt, DE	Brandon Walker, QB	Myckel Neal, LB	Erin Beck, DB
ESU	Sam Sissom, WR	Grant Gould, LB	Curt Massey, P Cason Lehman, PK	Bryce Kelley, G	Trey Lewis, DL	Jeremy Assal, FB	Nick Svoboda, DE	Calvin Stuckey, DB
TSU	Mike Odupitan, WR	Calvin Stuckey, DB	Jarod Tetuan, KR Terrell Cobb, LB	Tyrone Barrett, OL	Zach Hemmerling, DE	Josh Lamb, RB	Justin Knutzen, DE	Chris Brown, LB Taurence Minikwu, LB
NWMSU	Jeff Scott, TE	Evin Beck, LB	Mike Odupitan, KR Mike Gonzales, LB	Rudy Sué, G	Mitch Birt, DE	Matt Brown, WR	Joe Leiker, LB	Fletcher Terrell, DB Terrell Cobb, LB
PSU	Ra'Shawn Mosley, RB	Fletcher Terrell, DB	Jarod Tetuan, KR Chris Brown, LB	Matt Durler, C	Blake Nichols, DL	David Becker, OL	James Jackson, DL	Chris Brown, LB
SBU	Sam Sissom, WR	Josh Looney, LB	Erin Beck, LB Chris Brown, LB	Matt Durler, C	Cody Huenefeld, DL	Andy Kavanaugh, OL	Myckel Neal, LB	Josh Looney, LB Terrell Cobb, LB
UMR	Tyler Schuerman, QB	Fletcher Terrell, DB	Jeff Scott, TE Terrell Cobb, LB	Tyrone Barrett, OL	Trey Lewis, DE	Kyle Kruger, QB	Steve Schuster, DB	Blake Meyer, FS
CMSU	Ra'Shawn Mosley, RB	Calvin Stuckey, DB	Joe Corcoran, LB Tramaine Young, DB	Jim Holland, OL	Trey Lewis, DE	Josh Lamb, RB	Xavier Beckford, DB	Terrell Cobb, LB
MWSC	Ra'Shawn Mosley, RB	Blake Meyer, FS	Jake LeBahn, WR Chris Brown, LB	Rudy Sué, G	Cody Huenefeld, DL	Andy Kavanaugh, OL	Kyle Hainline, OL	Ra'Shawn Mosley, RB
MSSU								

The last time it happened

400 Passing Yards

10/27/79 vs Missouri Western - Mike Atkins (418 yards)

300 Passing Yards

10/26/02 vs Missouri Western - Dustin Hickel (319 yards)

40 Pass Attempts

10/26/02 vs Missouri Western - Dustin Hickel (42 attempts)

20 Pass Completions

10/9/04 vs Southwest Baptist - Tyler Schuerman (22 completions)

100 Receiving Yards

10/16/04 vs Missouri-Rolla - Sam Sissom (100 yards - 5 receptions)

200 Receiving Yards

10/24/98 vs Missouri Southern - Marc Nardella (221 yards - 10 receptions)

100 Rushing Yards

10/30/04 vs Missouri Western - Ra'Shawn Moseley (170 yards - 26 carries)

175 Rushing Yards

10/25/03 vs Missouri-Rolla - Trent Hearn (175 - 29 carries)

Kickoff returned for a touchdown

11/15/03 vs Missouri Southern - Mike Odupitan (89 yards)

Punt returned for a touchdown

10/9/04 vs Southwest Baptist - Fletcher Terrell 24-yard return off (in endzone off Chris Brown blocked punt)

Punt returned for a touchdown (not on a blocked punt)

10/7/95 vs Central Missouri - Andy Rucker (50 yards)

Interception returned for a touchdown

9/20/03 vs Emporia State - Fletcher Terrell (60 yards)

Fumble Recovery for a touchdown

9/25/04 vs Northwest Missouri - Mitch Birt (Recovery in endzone after sack)

500 Yards in Team Total Offense

10/16/04 vs Missouri-Rolla - (517 total yards)

600 Yards in Team Total Offense

11/9/02 vs Missouri-Rolla (612 total yards)

30 First Downs

11/9/02 vs Missouri-Rolla (31 total - 21 rushing, 10 passing)

Overtime Game

9/20/03 vs Emporia State - (loss 35-28 in one overtime)

Double Overtime Game

10/26/02 vs Missouri Western - (loss 34-28 in double overtime)

Last Time Shutout

11/7/98 vs Central Missouri - (loss 37-0 -- a streak of 66 games without one)

Last Time Washburn Recorded a shutout

9/18/04 vs Truman State- (win 62-0) -- a streak of 7 games

AFCACoachesPoll

(as of Nov. 1, 2004)	Rec.	Pts.	Prv.
1. Pittsburg St. (Kan.) (24)	10-06	20	1
2. Northwest Missouri St. (1)	10-0	599	3
3. Albany St. (Ga.)	9-0	571	4
4. Michigan Tech	9-0	530	7
5. Valdosta St. (Ga.)	8-1	526	5
6. Arkansas Tech	9-0	497	8
7. South Dakota	9-1	434	10
8. Colorado School of Mines	10-0	422	12
9. Texas A&M-Kingsville	7-1	404	2
10. Winona St. (Minn.)	9-1	396	11
11. Northwood (Mich.)	9-1	392	13
12. Shippensburg (Pa.)	9-1	357	14
13. East Stroudsburg (Pa.)	8-1	312	15
14. Carson-Newman (Tenn.)	7-2	268	18
15. Nebraska-Omaha	8-2	256	21
16. North Dakota	7-2	253	6
17. Grand Valley St. (Mich.)	7-2	240	19
18. Tuskegee (Ala.)	7-1	208	20
19. Central Oklahoma	7-2	184	9
20. St. Cloud State (Minn.)	7-2	16	124
21. West Chester (Pa.)	8-2	141	25
22. Wingate (N.C.)	8-2	88	17
23. Bentley (Mass.)	8-1	81	NR
24. Edinboro (Pa.)	7-2	52	NR
25. Saginaw Valley St. (Mich.)	6-3	42	16

Dropped Out (last week's rating): Catawba (N.C.) (22), Central Arkansas (23)

Others Receiving Votes: North Carolina Central, 24; Southeastern Oklahoma, 19; Fayetteville St. (N.C.), 17; C.W. Post (N.Y.), 14; Catawba (N.C.), 8; Tarleton St. (Tex.), 4; Central Arkansas, 2; Midwestern St. (Tex.), 1; Adams St. (Colo.), 1; Southern Connecticut St., 1.

NCAA Southwest Regional Poll

No. School Overall Records

1	Northwest Missouri State	10-0
2	Pittsburg State	10-0
3	Texas A&M-Kingsville	7-1
4	Colorado School of Mines	10-0
5	Midwestern State	7-2
6	Southeastern Oklahoma State	7-2
7	Central Oklahoma	7-2
8	Chadron State	7-3
9	Adams State	7-3
10	East Central	6-3
11	Tarleton State	6-4
12	Central Missouri State	6-4

Bold=MIAA School

BoldItalic=WU non-MIAA opponent

ICHABOD OFFENSE

Quarterback

16 Tyler Schuerman 6-3, 220, SR
10 Jordan Brill 6-3, 215, FR

Running back

3 Ra'shawn Moseley 5-10, 195, FR
21 A.J. Patterson 5-10, 185, FR

Fullback

30 Rawshawn Bland 5-10, 235, JR
31 Chris McCann 5-9, 205, SO

Wide Receiver

5 Mike Odupitan 6-1, 200, JR
12 Dustin Hickel 6-1, 196, SR

Wide Receiver

83 Sam Sissom 6-0, 195, JR
7 Cason Lehman 6-1, 205, JR

Tight End

80 Jeff Scott 6-4, 255, JR
29 John Hoytal 6-2, 235, SR

Left Tackle

53 Tyrone Barrett 6-1, 290, SR
57 Ben Thursby 6-0, 280, JR

Left Guard

70 Rudy Su'e 6-1, 300, JR
65 Jeff Rickard 6-3, 280, FR

Center

55 Matt Durler 6-4, 280, SR
65 Jeff Rickard 6-3, 280, FR

Right Guard

62 Bryce Kelley 6-2, 275, SR
66 Matt Neely 6-2, 240, FR

Right Tackle

77 Jim Holland 6-7, 275, JR
51 Pat Mack 6-4, 265, SO

ICHABOD DEFENSE

Defensive End

98 Zach Hemmerling 6-5, 265, SO
93 Eric Eisenbarth 6-2, 260, FR

Defensive Tackle

76 Trey Lewis 6-3, 265, SO
90 Blake Nichols 6-4, 280, SO

Defensive Tackle

95 Mitch Birt 6-2, 245, FR
99 Nick Bull 6-2, 295, SO

Defensive End

72 Cody Huenefeld 6-1, 250, SO
94 Dustin Moyer 6-2, 245, FR

Outside Linebacker

11 Joe Corcoran 6-0, 190, SR
22 Aaron Neal 6-0, 213, SO

Inside Linebacker

13 Evin Beck 6-0, 210, SR
4 Taurence Minikwu 5-11, 212, JR

Inside Linebacker

36 Grant Gould 6-3, 230, JR
48 Terrell Cobb 6-0, 215, JR

Outside Linebacker

39 Josh Looney 6-2, 225, JR
1 Chris Brown 5-10, 195, SO

Cornerback

2 Fletcher Terrell 6-1, 180, SO
17 Tramaine Young 6-1, 180, SO

Cornerback

28 Calvin Stuckey 6-2, 193, JR
24 Henry Talley 6-1, 185, FR

Free Safety

14 Blake Meyer 6-3, 180, SR
33 Adam Ewy 6-1, 195, FR

ICHABOD SPECIALISTS

Punter

47 Curt Massey 6-1, 220, JR
35 Ben Boswell 6-0, 170, SO

PAT/FG

86 Connor Sabel 6-2, 180, SO
84 Adam Azeltine 6-0, 170, SO

Kickoffs

86 Connor Sabel 6-2, 180, SO
84 Adam Azeltine 6-0, 170, SO

Long Snapper

80 Jeff Scott 6-4, 255, JR
56 Aaron Hicks 6-0, 225, FR

Short Snapper

80 Jeff Scott 6-4, 255, JR
98 Zach Hemmerling 6-5, 265, SO

Holder

7 Cason Lehman 6-1, 205, JR
23 Jarod Tetuan 5-11, 190, FR

Punt Return

83 Sam Sissom 6-0, 195, JR
23 Jarod Tetuan 5-11, 190, FR

Kickoff Return

5 Mike Odupitan 6-1, 200, JR
23 Jarod Tetuan 5-11, 190, FR



LION OFFENSE

Split End

8 Craig Winfrey 6-2, 200, SR.-3L
5 Otis Taylor 6-2, 195, Fr.-RS

Slot

81 Tedaryl Mason 6-2, 200, JR.-TR
23 Colin Bado 5-8, 170, Fr.-HS

Left Tackle

76 Allen Barbre 6-5, 280, SO.-1L
66 Justin Reynolds 6-4, 295, Fr.-RS

Left Guard

62 Tyler White 6-0, 240, SO.-1L
66 Justin Reynolds 6-4, 295, Fr.-RS

Center

67 Jason Stumbo 6-2, 275, JR.-2L
62 Tyler White 6-0, 240, So.-1L

Right Guard

58 Justin Maxwell 6-2, 285, SO.-1L
68 Beau Conklin 6-0, 275, So.-TR

Right Tackle

77 Matt Stout 6-3, 300, FR.-RS
73 Nick Edwards 6-5, 260, Fr.-HS

Tight End

82 Cody Hilburn 6-2, 240, SR.-3L
88 Brandon Penrose 6-3, 235, Jr.-2L

Flanker

7 DeMarcus Mathes 6-0, 185, SR.-2L
2 Dustin Bromley 6-1, 195, Jr.-TR

Quarterback

13 Nathan Emert 6-2, 190, FR.-HS
11 Mick Majors 6-0, 175, So.-SQ

Running back

20 Wentric Williams 5-8, 200, SO.-TR
4 Nate Proctor 5-10, 200, Sr.-2L

LION DEFENSE

Defensive End

90 B.J. Russow 6-2, 225, FR.-RS
95 Luke Porter 6-3, 220, Fr.-HS

Nose Guard

97 Bobby Odior 6-0, 265, FR.-HS
42 Jake Long 6-0, 230, So.-1L

Defensive Tackle

44 Kyle Mayden 6-1, 260, SO.-1L
91 Adrian Williams 6-2, 260, Fr.-HS

Defensive End

52 Elbert Johnson 6-1, 240, SO.-SQ
41 Lucas Williamson 6-3, 225, Fr.-HS

Outside Linebacker

34 Jerrod Murphy 6-0, 220, SR.-2L
37 Dustin Webb 6-0, 180, Fr.-HS

Strongside Linebacker

49 Atiba Bradley 6-0, 225, JR.-2L
51 Matt Crane 6-3, 215, So.-1L

Weakside Linebacker

33 Dan Jefferson 6-1, 225, SR.-1L
47 Jason Phelps 6-0, 220, Jr.-1L

Outside Linebacker

18 Joe Bettasso 6-1, 195, JR.-2L
32 David Lipscomb 6-0, 200, Jr.-SQ

Left Cornerback

16 Robert Spinks 6-0, 180, SR.-1L
17 Moses Manga 5-11, 170, So.-SQ or

Free Safety

46 Blake Martin 5-11, 185, JR.-2L
27 Jordan Chapman 6-1, 180, So.-1L

Right Cornerback

15 Floyd Ike 6-0, 185, SR.-1L
6 Nic Proctor 5-10, 180, Sr.-2L

LION SPECIALISTS

Punter

87 Brandon Hawkins 5-9, 180, So.-1L

Placekicker

87 Brandon Hawkins 5-9, 180, So.-1L

Longsnapper

79 Brian Fleetwood 5-11, 230, Sr.-3L

Holder

85 Jamison Hummel 6-2, 200, So.-SQ

Kickoff Return

7 DeMarcus Mathes 6-0, 185, Sr.-2L

5 Otis Taylor 6-2, 195, Fr.-RS

Punt Return

7 DeMarcus Mathes 6-0, 185, Sr.-2L

5 Otis Taylor 6-2, 195, Fr.-RS




**top 10
single season rushing**

Player	Year	Yards
1. Dino DeLisa	1983	1,185
2. Trent Hearn	2003	1,116
3. Art Fletcher	1948	979
4. Les Williams	1988	947
5. Phil Brooks	1989	936
6. Dino DeLisa	1985	888
7. Ra'Shawn Mosley	2004	886
8. Kevin McCormick	1971	862
9. Willie Sapp	1997	819
10. Greg Lane	1990	758

**top 10
single season
total offense**

Player	Year	Yards
1. Tyler Schuerman	2000	2,644
2. Dustin Hickel	2002	2,571
3. Barry Galbraith	1999	2,540
4. Barry Griffiths	1988	2,296
5. Aaron Battle	1998	2,258
6. Tyler Schuerman	2004	1,935
7. Mike Atkins	1980	1,905
8. Joe Schartz	1995	1,891
9. Kyle Kingston	1987	1,794
10. Aaron Battle	1998	1,677

**top 10
career rushing**

Player	Years	Yards
1. Dino DeLisa	83-85	2,794
2. Brandon Rainer	98-01	2,182
3. Les Williams	86-90	2,030
4. Leroy Harmon	45-49	1,927
5. Willie Sapp	95-97	1,816
6. Art Fletcher	46-49	1,698
7. Tyler Schuerman	00-pr	1,691
8. Bill Baker	51-53	1,670
9. Kevin McCormick	69-71	1,581
10. Brent Cripps	74-77	1,506
11. Nick Cummings	92-94	1,448
13. Trent Hearn	03-pr	1,335

**top 10
carrer total offense**

Player	Years	Yards
1. Tyler Schuerman	00-pr	7,559
2. Joe Schartz	93-96	6,622
3. Dustin Hickel	01-pr	5,242
4. Mike Atkins	77-80	5,063
5. Aaron Battle	94-98	4,173
6. LeRoy Harmon	45-49	3,924
7. Mike Grogan	74-77	3,861
8. Barry Galbraith	95-99	3,040
9. Dino DeLisa	83-85	2,794
10. Kyle Kingston	86-87	2,671

**top 10
single season receiving**

Player	Year	Yards
1. Troy Slusser	1988	1,512
2. Marc Nardella	1990	1,136
3. Ron Hamilton	1980	1,128
4. Michael Dritlein	1995	1,112
5. Marc Nardella	1999	933
6. Colon McNeal	2000	829
7. Michael Dritlein	1994	816
8. Sam Sissom	2004	799
9. Michael Dritlein	1993	742
10. Colon McNeal	2001	732

**top 10
single season scoring**

Player	Year	Points
1. Troy Slusser	1988	128
2. Tyler Schuerman	2000	96
Trent Hearn	2003	96
4. Dino DeLisa	1983	84
5. Sam Sissom	2004	80
6. Nick Kresic	1986	79
7. Kevin McCormick	1971	78
8. Sam Sissom	2002	74
9. Chad Todd	2000	63
10. Nick Cummings	1994	60

**top 9
career receiving**

Player	Years	Yards
1. Michael Dritlein	92-95	3,103
2. Troy Slusser	85-88	2,428
3. Marc Nardella	96-99	2,080
4. Sam Sissom	2003-pr	2,073
5. Ron Hamilton	79-80	1,919
6. Colon McNeal	98-01	1,808
7. Mike Keeley	75-78	1,592
8. Mike Odupitan	2002-pr	1,428
9. Al Dressman	69-71	1,228

**top 10
career scoring**

Player	Years	Points
1. Troy Slusser	85-88	226
2. Chad Todd	97-00	210
3. Sam Sissom	02-pr	190
4. Brandon Rainer	98-01	186
5. Dino DeLisa	83-85	174
6. Tyler Schuerman	00-pr	150
7. Nick Kresic	83-86	141
8. Joe Schartz	93-96	138
9. Dan Brown	92-95	137
10. Kevin McCormick	69-71	126

**top 10
single season passing**

Player	Year	Yards
1. Barry Griffiths	1988	2,338
2. Barry Galbraith	1999	2,269
3. Dustin Hickel	2002	2,160
4. Aaron Battle	1998	2,131
5. Mike Atkins	1980	2,106
6. Tyler Schuerman	2000	1,936
7. Mike Atkins	1979	1,678
8. Tyler Schuerman	2004	1,651
9. Kyle Kingston	1987	1,629
10. Joe Schartz	1995	1,452

**top 10
single season Tackles**

Player	Year	Tackles
1. Bill Guidetti	1984	152
2. Todd McGhghy	1991	129
3. Joe Corcoran	2002	124
Tony Scollieri	1997	124
5. Tony Scollieri	1996	116
6. Corey Phipps	1999	112
7. Grant Gould	2004	111
Grant Gould	2003	111
Wade Dennis	1988	111
10. Charlie Bennett	1987	108

**top 10
career passing**

Player	Years	Yards
1. Tyler Schuerman	00-pr	5,868
2. Joe Schartz	93-96	5,527
3. Mike Atkins	77-80	5,437
4. Dustin Hickel	01-pr	4,144
5. Mike Grogan	74-77	3,761
6. Aaron Battle	94-98	3,479
7. Barry Galbraith	95-99	2,684
8. Mark Elliott	80-83	2,604
9. Barry Griffiths	87-88	2,395
10. Kyle Kingston	86-87	2,381

**top 10
career tackles**

Player	Years	Tackles
1. Tony Scollieri	94-97	349
2. Matt Cahill	79-82	323
3. Joe Corcoran	00-pr	320
4. Grant Gould	02-pr	315
5. Jeremy Potts	98-01	258
6. Corey Phipps	97-00	242
7. Todd McGhghy	90-91	226
8. Nolan Jeffery	93-95	225
9. Wade Dennis	86-88	191
10. Morgan Dewey	02-03	185

2004 Results (6-4, 5-3 MIAA)

Date	Opponent	Score	Time	Attend
Aug 28	COLORADO MINES	L 27-34	3:04	5874
Sep 04	LANGSTON	W 30-7	3:23	3725
Sep 11	*EMPORIA STATE	W 28-10	3:07	5776
Sep 18	*at Truman State	W 62-0	3:04	2500
Sep 25	*NO. 5 NORTHWEST MO. ST.	L 21-49	3:13	4958
Oct 02	*at No. 3 Pittsburg State	L 14-70	3:15	8843
Oct 09	*SOUTHWEST BAPTIST	W 38-35	3:15	4111
Oct 16	*at Missouri-Rolla	W 42-17	3:10	2300
Oct 23	*at Central Missouri	L 21-47	3:00	8973
Oct 30	*MISSOURI WESTERN	W 30-23	3:08	4917

* indicates conference game

Team Statistics

	WU	OPP
SCORING	313	292
Points Per Game	31.3	29.2
FIRST DOWNS	208	211
Rushing	87	88
Passing	104	97
Penalty	17	26
RUSHING YARDAGE	1732	2202
Yards gained rushing	1976	2425
Yards lost rushing	244	223
Rushing Attempts	392	401
Average Per Rush	4.4	5.5
Average Per Game	173.2	220.2
TDs Rushing	17	24
PASSING YARDAGE	2334	1951
Att-Comp-Int	325-174-8	303-158-10
Average Per Pass	7.2	6.4
Average Per Catch	13.4	12.3
Average Per Game	233.4	195.1
TDs Passing	25	15
TOTAL OFFENSE	4066	4153
Total Plays	717	704
Average Per Play	5.7	5.9
Average Per Game	406.6	415.3
KICK RETURNS: #YARDS	42-762	44-771
PUNT RETURNS: #YARDS	28-343	25-377
INT RETURNS: #YARDS	10-206	8-37
KICK RETURN AVERAGE	18.1	17.5
PUNT RETURN AVERAGE	12.2	15.1
INT RETURN AVERAGE	20.6	4.6
FUMBLES-LOST	15-8	22-12
PENALTIES-YARDS	98-792	74-642
Average Per Game	79.2	64.2
PUNTS-YARDS	49-1983	49-1720
Average Per Punt	40.5	35.1
Net punt average	32.8	28.1
TIME OF POSSESSION/GAME	29:59	30:01
3RD-DOWN CONVERSIONS	53/144	64/148
3rd-Down Pct	37%	43%
4TH-DOWN CONVERSIONS	13/25	8/18
4th-Down Pct	52%	44%
SACKS BY-YARDS	18-120	13-93
MISC YARDS	10	0
TOUCHDOWNS SCORED	44	40
FIELD GOALS-ATTEMPTS	2-10	4-10
PAT-ATTEMPTS	37-42	34-38
ATTENDANCE	29361	22616
Games/Avg Per Game	6/4894	4/5654

SCORE BY QUARTERS

	1st	2nd	3rd	4th	Total
Washburn	83	89	48	93	313
Opponents	67	123	48	54	292

Offensive Statistics

Rushing	GP	Att	Gain	Loss	Net	Avg	TD	Long	Avg/G
Moseley,Ra'Shaw	10	172	948	62	886	5.2	10	39	88.6
Schuerman,Tyler	9	58	351	67	284	4.9	2	31	31.6
Hearn,Trent	5	59	228	9	219	3.7	2	15	43.8
Bland,Rawshaw	10	31	146	10	136	4.4	2	30	13.6
McCann,Chris	5	21	82	6	76	3.6	0	20	15.2
Odupitan,Mike	10	6	64	0	64	10.7	1	34	6.4
Tetuan,Jarod	10	6	41	0	41	6.8	0	17	4.1
Patterson,A.J.	2	12	44	5	39	3.2	0	13	19.5
Hickel,Dustin	6	3	13	1	12	4.0	0	11	2.0
Lamb,Josh	1	2	11	0	11	5.5	0	6	11.0
Martin,James	8	1	5	0	5	5.0	0	5	0.6
Minikwu,Taurenc	9	1	3	0	3	3.0	0	3	0.3
Lehman,Cason	10	1	1	0	1	1.0	0	1	0.1
Sissom,Sam	10	1	0	0	0	0.0	0	0	0.0
Brill,Jordan	6	13	38	50	-12	-0.9	0	13	-2.0
Ichabods	9	5	1	34	-33	-6.6	0	1	-3.7
Total.....	10	392	1976	244	1732	4.4	17	39	173.2
Opponents.....	10	401	2425	223	2202	5.5	24	77	220.2

PASSING

	G	Effic	Att-Cmp-Int	Pct	Yds	TD	Lng	Avg/G
Schuerman,Tyler	9	135.23	231-123-6	53.2	1651	19	86	183.4
Brill,Jordan	6	128.79	80-45-2	56.2	542	5	50	90.3
Hickel,Dustin	6	278.33	6-5-0	83.3	100	1	35	16.7
Ichabods	9	0.00	6-0-0	0.0	0	0	0	0.0
Lehman,Cason	10	222.20	2-1-0	50.0	41	0	41	4.1
Total.....	10	134.32	325-174-8	53.5	2334	25	86	233.4
Opponents.....	10	115.97	303-158-10	52.1	1951	15	63	195.1

RECEIVING

	G	No.	Yds	Avg	TD	Long	Avg/G
Sissom,Sam	10	49	799	16.3	13	86	79.9
Odupitan,Mike	10	43	559	13.0	6	50	55.9
Lehman,Cason	10	20	299	14.9	2	35	29.9
Scott,Jeff	10	18	219	12.2	1	45	21.9
Tetuan,Jarod	10	13	198	15.2	2	40	19.8
Moseley,Ra'Shaw	10	12	60	5.0	0	35	6.0
Bland,Rawshaw	10	7	53	7.6	0	13	5.3
Hickel,Dustin	6	3	65	21.7	1	36	10.8
Lebahn,Jake	6	3	48	16.0	0	24	8.0
Hoytal,John	8	2	17	8.5	0	9	2.1
McCann,Chris	5	2	12	6.0	0	10	2.4
Hearn,Trent	5	1	4	4.0	0	4	0.8
Mcclendon,Terre	1	1	1	1.0	0	1	1.0
Total.....	10	174	2334	13.4	25	86	233.4
Opponents.....	10	158	1951	12.3	15	63	195.1

PUNT RETURNS

	No.	Yds	Avg	TD	Long
Sissom,Sam	18	146	8.1	0	24
Tetuan,Jarod	8	161	20.1	0	48
Brown,Chris	1	16	16.0	0	0
Talley,Henry	1	-4	-4.0	0	0
Young,Tramaine	0	24	0.0	1	24
Total.....	28	343	12.2	1	48
Opponents.....	25	377	15.1	0	43

INTERCEPTIONS

	No.	Yds	Avg	TD	Long
Terrell,Fletche	5	113	22.6	0	69
Beck,Erin	1	0	0.0	0	0
Talley,Henry	1	36	36.0	0	36
Stuckey,Calvin	1	21	21.0	0	21
Meyer,Blake	1	5	5.0	0	5
Gould,Grant	1	31	31.0	0	31
Total.....	10	206	20.6	0	69
Opponents.....	8	37	4.6	0	22

KICK RETURNS	No.	Yds	Avg	TD	Long
Odupitan, Mike	20	342	17.1	0	39
Tetuan, Jarod	14	287	20.5	0	76
Moseley, Ra'Shaw	3	58	19.3	0	24
Stuckey, Calvin	2	44	22.0	0	27
Neal, Aaron	1	8	8.0	0	8
Terrell, Fletche	1	24	24.0	0	24
Minikwu, Taurenc	1	-1	-1.0	0	0
Total.....	42	762	18.1	0	76
Opponents.....	44	771	17.5	1	93

SCORING	TD	FGs	PAT Kick	PAT Rush	PAT Rcv	PAT Pass	Saf	PTS
Sissom, Sam	13	0-0	0-0	0-0	1	0-0	0	80
Moseley, Ra'Shaw	10	0-0	0-0	0-0	0	0-0	0	60
Sabel, Connor	0	2-10	37-42	0-0	0	0-0	0	43
Odupitan, Mike	7	0-0	0-0	0-0	0	0-0	0	42
Hearn, Trent	2	0-0	0-0	0-0	0	0-0	0	12
Bland, Rawshawn	2	0-0	0-0	0-0	0	0-0	0	12
Tetuan, Jarod	2	0-0	0-0	0-0	0	0-0	0	12
Schuerman, Tyler	2	0-0	0-0	0-0	0	1-1	0	12
Lehman, Cason	2	0-0	0-0	0-0	0	1-1	0	12
Hickel, Dustin	1	0-0	0-0	0-0	0	0-0	0	6
Birt, Mitch	1	0-0	0-0	0-0	0	0-0	0	6
Scott, Jeff	1	0-0	0-0	0-0	0	0-0	0	6
Young, Tramaine	1	0-0	0-0	0-0	0	0-0	0	6
Looney, Josh	0	0-0	0-0	0-0	1	0-0	0	2
Ichabods	0	0-0	0-0	0-0	0	0-0	1	2
Total.....	44	2-10	37-42	0-0	2	2-2	1	313
Opponents.....	40	4-10	34-38	0-0	2	2-2	1	292

TOTAL OFFENSE	G	Plays	Rush	Pass	Total	Avg/G
Schuerman, Tyler	9	289	284	1651	1935	215.0
Moseley, Ra'Shaw	10	172	886	0	886	88.6
Brill, Jordan	6	93	-12	542	530	88.3
Hearn, Trent	5	59	219	0	219	43.8
Bland, Rawshawn	10	31	136	0	136	13.6
Hickel, Dustin	6	9	12	100	112	18.7
McCann, Chris	5	21	76	0	76	15.2
Odupitan, Mike	10	6	64	0	64	6.4
Lehman, Cason	10	3	1	41	42	4.2
Tetuan, Jarod	10	6	41	0	41	4.1
Patterson, A.J.	2	12	39	0	39	19.5
Lamb, Josh	1	2	11	0	11	11.0
Martin, James	8	1	5	0	5	0.6
Minikwu, Taurenc	9	1	3	0	3	0.3
Ichabods	9	11	-33	0	-33	-3.7
Total.....	10	717	1732	2334	4066	406.6
Opponents.....	10	704	2202	1951	4153	415.3

FIELD GOALS	FGM-FGA	Pct	01-19	20-29	30-39	40-49	50+	Blk
Sabel, Connor	2-10	20.0	0-0	1-3	1-2	0-5	0-0	2

FG SEQUENCE	Washburn	OPPONENTS
Colorado Mines	-	31
Langston	47	27
Emporia State	22	(30), 46
Truman	42, 27	-
Northwest Mo. St.	-	33
Pittsburg State	45	-
Southwest Baptst	(32), 40	37
Missouri-Rolla	36	(18)
Central Missouri	-	(35), 49
Missouri Western St.	(27), 40	(23)

PUNTING	No.	Yds	Avg	Long	TB	FC	I20	Blkd
Massey, Curtis	47	1968	41.9	56	6	5	11	1
Total.....	49	1983	40.5	56	6	5	11	2
Opponents.....	49	1720	35.1	50	1	2	14	1

KICKOFFS	No.	Yds	Avg	TB	OB	Retn	Net	YdLn
Sabel, Connor	54	2973	55.1	7	3			
Massey, Curtis	1	58	58.0	0	0			
Total.....	55	3031	55.1	7	3	911	38.5	26
Opponents.....	55	2970	54.0	4	6	842	38.7	26

ALL PURPOSE

Leaders only	G	Rush	Rec	PR	KOR	IR	Tot	Avg/G
Moseley, Ra'Shaw	10	886	60	0	58	0	1004	100.4
Odupitan, Mike	10	64	559	0	342	0	965	96.5
Sissom, Sam	10	0	799	146	0	0	945	94.5
Tetuan, Jarod	10	41	198	161	287	0	687	68.7
Lehman, Cason	10	1	299	0	0	0	300	30.0
Schuerman, Tyler	9	284	0	0	0	0	284	31.6
Hearn, Trent	5	219	4	0	0	0	223	44.6
Scott, Jeff	10	0	219	0	0	0	219	21.9
Total.....	10	1732	2334	343	762	206	5377	537.7
Opponents.....	10	2202	1951	377	771	37	5338	533.8

Defensive Statistics

	GP	UT	AT	TT	TFL	Sacks	Int-Yds	PD	QBH	FR-Yds	FF	BLK	Saf
Gould, Grant	10	48	63	111	4-7		1-31	3					
Beck, Evin	10	30	40	70	10-38	4-26		1		1-0			
Looney, Josh	10	17	25	42	3-10	1-3		1		1-0			
Corcoran, Joe	10	15	26	41	3-8	2-6		2					
Ewy, Adam	7	19	20	39				4		1-0			
Terrell, Fletche	10	25	14	39			5-113	9			1	1	
Meyer, Blake	8	19	19	38			1-5						
Cobb, Terrell	10	18	18	36	1-1			1		1-0			
Neal, Aaron	10	15	18	33	5-32	4-28		3			1		
Gonzalez, Mike	9	18	12	30	4-4	1-2							
Stuckey, Calvin	10	19	10	29	2-6	1-5	1-21	3		1-10	1		
Beck, Erin	10	11	17	28			1-0						
Lewis, Trey	10	12	13	25	3-9	1-7				1-0	1	1	
Brown, Chris	10	15	8	23	2-6	1-5		1			1	1	
Huenefeld, Cody	9	7	15	22	5-14	1-5				1-0			
Bull, Nick	10	7	14	21	7-15	2-6		1			1		
Moyer, Dustin	10	7	12	19	2-3	1-2		1					
Hemmerling, Zach	10	9	8	17	3-11	3-11					1		
Burgess, Marquet	10	10	3	13				1		1-0			
Birt, Mitch	10	5	7	12	4-12	1-3				1-0			
Nichols, Blake	9	4	8	12				1		2-0	1		
Young, Tramaine	9	6	5	11	1-2			1					
Eisenbarth, Eric	7	3	7	10	2-11	2-11							
Minikwu, Taurenc	9	3	6	9									
Talley, Henry	6	4	1	5			1-36	3					
Lehman, Cason	10	3	1	4						1-0			
Hicks, Aaron	7	1	2	3							1		
Martin, James	8	2	1	3									
Tetuan, Jarod	10		3	3									
Munson, Russell	3	1	2	3				1					
Bland, Rawshawn	10	2		2									
Duler, Matt	9	1		1									
Massey, Curtis	10	1		1									
Kuszek, Shawn	1		1	1	1-1								
Ichabods	9	1		1							1	1	1
Sissom, Sam	10	1		1									
Odupitan, Mike	10	1		1									
Lebahn, Jake	6											1	
Total.....	10	360	399	759	62-190	18-120	10-206	37		12-10	10	5	1
Opponents.....	10	391	342	733	70-216	13-93	8-37	27		8-0	10	5	1

Game By Game Rushing

	No-Yds/TD	MINES	LU	ESU	TSU	NWMSU	PSU	SBU	UMR	CMSU	MWSC	MSSU
Moseley,Ra'Shaw RB	172-886/10	19-108/1	13-63/2	8-11/0	17-104/2	13-44/0	21-90/0	23-143/1	18-77/1	14-76/0	26-170/3	
Schuerman,Tyler QB	58-284/2	6-18/0	3-4/0	7-35/0	7-54/2	3-2/0	DNP	2-20/0	9-87/0	8-47/0	13-69/0	
Hearn,Trent RB	59-219/2	14-71/1	DNP	13-19/1	12-69/0	12-41/0	8-19/0	DNP	DNP	DNP	DNP	
Bland,Rawshaw FB	31-136/2	1-3/0	5-27/0	5-18/1	4-6/0	-	2-0/0	2-15/0	4-1/1	4-51/0	4-15/0	
McCann,Chris FB	21-76/0	DNP	8-24/0	DNP	5-9/0	-	7-46/0	DNP	DNP	1-3/0	DNP	
Odupitan,Mike WR	6-64/1	1-3/0	1-14/1	-	1-8/0	-	-	-	3-39/0	-	-	
Tetuan,Jarod WR	6-41/0	-	-	-	4-21/0	-	-	-	1-13/0	-	1-7/0	
Patterson,A.J. RB	12-39/0	DNP	DNP	DNP	DNP	DNP	DNP	DNP	8-21/0	4-18/0	DNP	
Hickel,Dustin QB	3-12/0	-	-	DNP	-	-	3-12/0	DNP	DNP	DNP	-	
Lamb,Josh RB	2-11/0	DNP	2-11/0	DNP	DNP	DNP	DNP	DNP	DNP	DNP	DNP	
Martin,James TE	1-5/0	-	1-5/0	-	-	-	DNP	DNP	-	-	-	
Minikwu,Taurenc	1-3/0	-	-	-	-	-	-	-	1-3/0	DNP	-	
Lehman,Cason WR	1-1/0	-	-	-	-	-	-	-	1-1/0	-	-	
Sissom,Sam WR	1-0/0	-	-	-	-	-	-	1-0/0	-	-	-	
Brill,Jordan QB	13-12/0	DNP	-	DNP	-	4-29/0	5-14/0	DNP	2-12/0	2-19/0	DNP	
Ichabods	5-33/0	-	1-1/0	2-3/0	-	DNP	-	1-1/0	-	1-30/0	-	

Game By Game Receiving

	No-Yds/TD	MINES	LU	ESU	TSU	NWMSU	PSU	SBU	UMR	CMSU	MWSC	MSSU
Sissom,Sam WR	49-799/13	3-113/2	5-56/1	4-153/2	3-35/2	6-72/0	4-41/0	10-98/2	5-100/1	4-59/2	5-72/1	
Odupitan,Mike WR	43-559/6	4-37/0	3-27/0	2-24/0	8-121/1	6-96/1	4-36/0	7-102/1	4-36/2	1-35/1	4-45/0	
Lehman,Cason WR	20-299/2	2-11/0	5-76/0	1-20/0	2-27/1	2-19/0	4-95/1	1-9/0	2-34/0	1-8/0	-	
Scott,Jeff TE	18-219/1	1-7/0	1-18/0	-	-	3-17/0	7-64/1	-	2-33/0	2-21/0	2-59/0	
Tetuan,Jarod WR	13-198/2	-	2-27/0	-	1-5/0	2-36/1	-	3-49/0	3-60/1	2-21/0	-	
Hickel,Dustin QB	3-65/1	-	-	DNP	2-54/1	-	-	DNP	DNP	DNP	1-11/0	
Moseley,Ra'Shaw RB	12-60/0	3-1/0	2-8/0	1-35/0	1-8/0	1-4/0	1-3/0	1-6/0	-	1-8/0	1-3/0	
Bland,Rawshaw FB	7-53/0	1-9/0	-	1-1/0	1-12/0	2-23/0	1-4/0	-	-	-	1-4/0	
Lebahn,Jake WR	3-48/0	DNP	-	DNP	-	DNP	2-24/0	DNP	-	1-24/0	-	
Hoytal,John TE	2-17/0	-	-	DNP	1-9/0	-	-	-	-	DNP	1-8/0	
McCann,Chris FB	2-12/0	DNP	1-2/0	DNP	1-10/0	-	-	DNP	DNP	-	DNP	
Hearn,Trent RB	1-4/0	-	DNP	1-4/0	-	-	-	DNP	DNP	DNP	DNP	
Mcclendon,Terre OL	1-1/0	DNP	DNP	DNP	1-1/0	DNP	DNP	DNP	DNP	DNP	DNP	

Game By Game Passing

#16 Schuerman,TylerAtt	Comp	Int	Pct	Yards	TD	Long	Sack	Yds	Effic
Colorado Mines	23	14	2	60.9	178	2	64	0	137.2
Langston	36	19	0	52.8	198	1	27	0	108.1
Emporia State	17	10	0	58.8	237	2	86	1	214.8
Truman	25	15	1	60.0	196	4	32	0	170.7
Northwest Mo. St.	9	6	0	66.7	62	0	18	0	124.5
Southwest Baptst	38	22	0	57.9	264	3	40	2	142.3
Missouri-Rolla	32	15	0	46.9	253	4	50	0	154.5
Central Missouri	22	7	2	31.8	61	2	14	0	66.9
Missouri Western St.	29	15	1	51.7	202	1	45	3	114.7
TOTALS	231	123	6	53.2	1651	19	86	6	135.2

#10 Brill,Jordan	Att	Comp	Int	Pct	Yards	TD	Long	Sack	Yds	Effic
Langston	3	0	0	0.0	0	0	0	0	0	0.0
Truman	7	6	0	85.7	86	1	36	0	0	236.1
Northwest Mo. St.	31	16	0	51.6	205	2	50	3	24	128.5
Pittsburg State	32	18	2	56.2	167	1	25	3	21	97.9
Missouri-Rolla	1	1	0	100.0	10	0	10	0	0	184.0
Central Missouri	6	4	0	66.7	74	1	35	0	0	225.3
TOTALS	80	45	2	56.2	542	5	50	6	45	128.8

Game By Game Punt Returns

	No-Yds/TD	MINES	LU	ESU	TSU	NWMSU	PSU	SBU	UMR	CMSU	MWSC	MSSU
Tetuan,Jarod	8-161	-	1-27	-	3-88	-	-	1-6	3-40	-	-	
Sissom,Sam	18-146	3-22	3-13	2-7	1-10	1-1	-	1-24	2-21	1-1	4-47	
Brown,Chris	1-16	-	-	-	-	-	-	1-16	-	-	-	
Talley,Henry	1-4	DNP	-	-	-	1-4	-	-	DNP	DNP	DNP	

Game By Game Kick Returns

	No-Yds/TD	MINES	LU	ESU	TSU	NWMSU	PSU	SBU	UMR	CMSU	MWSC	MSSU
Odupitan,Mike	20-342	1-26	2-52	-	-	4-87	4-56	2-15	1-35	2-27	4-44	
Tetuan,Jarod	14-287	2-30	1-76	2-34	1-16	1-20	6-108	-	1-3	-	-	
Moseley,Ra'Shaw	3-58	3-58	-	-	-	-	-	-	-	-	-	
Stuckey,Calvin	2-44	-	-	-	-	-	-	1-17	-	-	1-27	
Terrell,Fletche	1-24	-	-	-	-	-	-	1-24	-	-	-	
Neal,Aaron	1-8	-	-	-	-	-	-	-	1-8	-	-	
Minikwu,Taurenc	1-1	-	-	1-1	-	-	-	-	-	DNP	-	

Game By Game Interception Returns

	No-Yds/TD	MINES	LU	ESU	TSU	NWMSU	PSU	SBU	UMR	CMSU	MWSC	MSSU
Terrell,Fletche	5-113	-	-	1-69	-	-	1-0	-	1-17	1-1	1-26	
Gould,Grant	1-31	1-31	-	-	-	-	-	-	-	-	-	
Meyer,Blake	1-5	-	-	DNP	1-5	-	-	DNP	-	-	-	
Beck,Erin	1-0	-	-	-	1-0	-	-	-	-	-	-	
Stuckey,Calvin	1-21	-	-	-	-	-	-	-	-	-	1-21	
Talley,Henry	1-36	DNP	1-36	-	-	-	-	-	DNP	DNP	DNP	

Game By Game Sacks

	UA-A	TOT	MINES	LU	ESU	TSU	NWMSU	PSU	SBU	UMR	CMSU	MWSC	MSSU
Beck,Evin LB	2-2	4	-	-	1-0	-	2-21	-	-	1-5	-	-	
Neal,Aaron LB	2-2	4	-	-	-	-	1-4	-	1-9	2-15	-	-	
Hemmerling,Zach DE	1-2	3	-	-	1-5	1-2	-	-	-	1-4	-	-	
Eisenbarth,Eric DE	1-1	2	-	-	2-11	-	-	-	DNP	-	DNP	DNP	
Bull,Nick DT	1-1	2	-	-	1-1	-	1-5	-	-	-	-	-	
Corcoran,Joe LB	0-2	2	-	-	-	1-3	-	-	1-3	-	-	-	
Stuckey,Calvin DB	1-0	1	-	-	-	-	-	-	-	-	-	1-5	
Moyer,Dustin DE	0-1	1	-	-	-	1-2	-	-	-	-	-	-	
Birt,Mitch DE	1-0	1	-	-	-	-	-	-	1-3	-	-	-	
Huenefeld,Cody DE	1-0	1	-	-	-	1-5	-	-	-	-	DNP	-	
Lewis,Trey DT	1-0	1	-	-	-	-	-	-	-	1-7	-	-	
Looney,Josh LB	0-1	1	-	-	-	-	-	-	1-3	-	-	-	
Gonzalez,Mike LB	0-1	1	DNP	-	-	1-2	-	-	-	-	-	-	
Brown,Chris FS	0-1	1	-	-	-	-	1-5	-	-	-	-	-	

Game By Game Tackles for Loss

	UA-A	TOT	MINES	LU	ESU	TSU	NWMSU	PSU	SBU	UMR	CMSU	MWSC	MSSU
Beck,Evin LB	7-3	10	-	2-3	3-3	1-5	2-21	-	-	2-6	-	-	
Bull,Nick DT	4-3	7	-	1-1	1-1	-	2-9	1-1	2-3	-	-	-	
Neal,Aaron LB	3-2	5	1-4	-	-	-	1-4	-	1-9	2-15	-	-	
Huenefeld,Cody DE	3-2	5	-	-	1-2	1-5	-	-	3-7	-	DNP	-	
Gonzalez,Mike LB	2-2	4	DNP	1-0	-	1-2	1-1	-	-	-	1-1	-	
Birt,Mitch DE	2-2	4	1-8	-	1-1	-	-	-	1-3	-	1-0	-	
Gould,Grant LB	3-1	4	-	1-1	-	-	2-3	-	-	1-3	-	-	
Hemmerling,Zach DE	1-2	3	-	-	1-5	1-2	-	-	-	1-4	-	-	
Looney,Josh LB	1-2	3	-	-	1-1	-	-	-	2-9	-	-	-	
Corcoran,Joe LB	0-3	3	-	-	-	1-3	1-2	-	1-3	-	-	-	
Lewis,Trey DT	2-1	3	-	-	1-1	-	-	1-1	-	1-7	-	-	
Eisenbarth,Eric DE	1-1	2	-	-	2-11	-	-	-	DNP	-	DNP	DNP	
Stuckey,Calvin DB	1-1	2	-	-	-	-	-	-	-	-	1-1	1-5	
Brown,Chris FS	1-1	2	-	-	-	-	1-5	-	-	1-1	-	-	
Moyer,Dustin DE	0-2	2	-	1-1	-	1-2	-	-	-	-	-	-	
Young,Tramaine DB	1-0	1	-	-	-	-	-	-	1-2	-	DNP	-	
Cobb,Terrell LB	0-1	1	-	-	-	-	1-1	-	-	-	-	-	
Kuszek,Shawn LB	0-1	1	DNP	1-1	DNP	DNP	DNP	DNP	DNP	DNP	DNP	DNP	

Game By Game Tackles - Leaders

	UA-A	TOT	MINES	LU	ESU	TSU	NWMSU	PSU	SBU	UMR	CMSU	MWSC	MSSU
Gould,Grant LB	48-63	111	5-11	4-3	6-12	4-3	6-2	3-5	6-6	6-2	4-7	4-12	
Beck,Evin LB	30-40	70	4-2	5-1	3-7	1-1	3-2	2-4	3-10	6-1	2-10	1-2	
Looney,Josh LB	17-25	42	3-2	2-3	2-6	0-1	2-0	2-1	4-5	1-1	0-2	1-4	
Corcoran,Joe LB	15-26	41	4-3	0-1	3-6	0-3	3-3	0-3	1-3	1-1	3-2	0-1	
Ewy,Adam FS	19-20	39	5-7	1-1	3-3	1-1	3-4	3-2	3-2	DNP	DNP	DNP	
Terrell,Fletche DB	25-14	39	3-2	2-1	5-3	0-1	3-0	3-0	3-3	2-1	3-1	1-2	
Meyer,Blake FS	19-19	38	-	0-1	DNP	2-0	1-1	1-0	DNP	3-2	4-7	8-8	
Cobb,Terrell LB	18-18	36	2-2	2-3	1-3	1-2	0-3	4-1	2-3	3-0	2-1	1-0	

Ichabod Red Zone Stats

Date	Opponent	Score	Times In RZ	Times Scored	Total Pts	Rush TDs	Pass TDs	FGs TDs	---- Failed to score inside RZ ----	Made	FGA	Downs	Int	Fumb	Half	Game
Aug 28	Colorado Mines	L 27-34	2	2	14	2	2	0	0	0	0	0	0	0	0	0
Sep 04	Langston	W 30-7	4	3	21	3	2	1	0	1	0	0	0	0	0	0
*Sep 11	Emporia State	W 28-10	3	2	14	2	2	0	0	1	0	0	0	0	0	0
*Sep 18	at Truman	W 62-0	7	6	41	6	3	3	0	1	0	0	0	0	0	0
*Sep 25	Northwest Mo. St.	L 21-49	1	0	0	0	0	0	0	0	0	1	0	0	0	0
*Oct 02	at Pittsburg State	L 14-70	2	1	7	1	0	1	0	0	0	0	0	0	1	0
*Oct 09	Southwest Baptist	W 38-35	5	5	32	4	1	3	1	0	0	0	0	0	0	0
*Oct 16	at Missouri-Rolla	W 42-17	9	6	42	6	2	4	0	1	1	0	0	0	1	0
*Oct 23	at Central Missouri	L 21-47	2	2	14	2	0	2	0	0	0	0	0	0	0	0
*Oct 30	Missouri Western	W 30-23	5	5	30	4	3	1	1	0	0	0	0	0	0	0
Totals 32 of 40 (80.0%)			40	32	215	30	15	15	2	4	2	0	0	0	2	0

Opponent Red Zone Stats

Date	Opponent	Score	Times In RZ	Times Scored	Total Pts	Rush TDs	Pass TDs	FGs TDs	---- Failed to score inside RZ ----	Made	FGA	Downs	Int	Fumb	Half	Game
Aug 28	Colorado Mines	L 27-34	5	4	27	4	2	2	0	1	0	0	0	0	0	0
Sep 04	Langston	W 30-7	1	0	0	0	0	0	0	1	0	0	0	0	0	0
*Sep 11	Emporia State	W 28-10	3	2	10	1	1	0	1	0	0	1	0	0	0	0
*Sep 18	at Truman	W 62-0	0	0	0	0	0	0	0	0	0	0	0	0	0	0
*Sep 25	Northwest Mo. St.	L 21-49	6	5	35	5	2	3	0	1	0	0	0	0	0	0
*Oct 02	at Pittsburg State	L 14-70	3	3	22	3	2	1	0	0	0	0	0	0	0	0
*Oct 09	Southwest Baptist	W 38-35	6	5	35	5	5	0	0	1	0	0	0	0	0	0
*Oct 16	at Missouri-Rolla	W 42-17	4	3	17	2	1	1	1	0	0	0	0	1	0	0
*Oct 23	at Central Missouri	L 21-47	4	4	24	3	3	0	1	0	0	0	0	0	0	0
*Oct 30	Missouri Western	W 30-23	4	3	16	2	2	0	1	0	0	0	1	0	0	0
Totals 29 of 36 (80.6%)			36	29	186	25	18	4	4	1	1	1	1	0	0	0

Ichabod 3rd Down Conversions

Date	Opponent	Score	Overall	1st Qtr	2nd Qtr	3rd Qtr	4th Qtr	OT Qtr
Aug 28	Colorado Mines	L 27-34	7-17 41.2%	4-5 80.0%	1-5 20.0%	0-2 0.0%	2-5 40.0%	
Sep 04	Langston	W 30-7	9-18 50.0%	0-1 0.0%	4-6 66.7%	5-8 62.5%	0-3 0.0%	
Sep 11	Emporia State	W 28-10	4-12 33.3%	1-2 50.0%	0-3 0.0%	1-3 33.3%	2-4 50.0%	
Sep 18	at Truman	W 62-0	6-11 54.5%	2-2 100.0%	3-4 75.0%	1-3 33.3%	0-2 0.0%	
Sep 25	Northwest Mo. St.	L 21-49	5-17 29.4%	2-4 50.0%	1-6 16.7%	1-5 20.0%	1-2 50.0%	
Oct 02	at Pittsburg State	L 14-70	5-15 33.3%	0-4 0.0%	2-5 40.0%	1-3 33.3%	2-3 66.7%	
Oct 09	Southwest Baptist	W 38-35	5-14 35.7%	0-1 0.0%	1-4 25.0%	3-3 100.0%	1-6 16.7%	
Oct 16	at Missouri-Rolla	W 42-17	8-16 50.0%	1-2 50.0%	3-6 50.0%	0-3 0.0%	4-5 80.0%	
Oct 23	at Central Missouri	L 21-47	2-12 16.7%	0-3 0.0%	0-3 0.0%	1-4 25.0%	1-2 50.0%	
Oct 30	Missouri Western St.	W 30-23	2-12 16.7%	0-3 0.0%	0-3 0.0%	0-1 0.0%	2-5 40.0%	
Washburn			53-144 36.8%	10-27 37.0%	15-45 33.3%	13-35 37.1%	15-37 40.5%	0-0 0.0%
Opponents			64-148 43.2%	22-40 55.0%	14-33 42.4%	12-37 32.4%	16-38 42.1%	0-0 0.0%

Ichabod 4th Down Conversions

Date	Opponent	Score	Overall	1st Qtr	2nd Qtr	3rd Qtr	4th Qtr	OT Qtr
Aug 28	Colorado Mines	L 27-34	3-5 60.0%	1-1 100.0%	1-1 100.0%	0-1 0.0%	1-2 50.0%	
Sep 04	Langston	W 30-7	0-0 0.0%	0-0 0.0%	0-0 0.0%	0-0 0.0%	0-0 0.0%	
Sep 11	Emporia State	W 28-10	1-2 50.0%	0-0 0.0%	0-0 0.0%	0-1 0.0%	1-1 100.0%	
Sep 18	at Truman	W 62-0	0-0 0.0%	0-0 0.0%	0-0 0.0%	0-0 0.0%	0-0 0.0%	
Sep 25	Northwest Mo. St.	L 21-49	2-5 40.0%	0-1 0.0%	1-2 50.0%	0-1 0.0%	1-1 100.0%	
Oct 02	at Pittsburg State	L 14-70	1-2 50.0%	1-1 100.0%	0-1 0.0%	0-0 0.0%	0-0 0.0%	
Oct 09	Southwest Baptist	W 38-35	2-2 100.0%	0-0 0.0%	0-0 0.0%	0-0 0.0%	2-2 100.0%	
Oct 16	at Missouri-Rolla	W 42-17	2-4 50.0%	0-0 0.0%	2-2 100.0%	0-2 0.0%	0-0 0.0%	
Oct 23	at Central Missouri	L 21-47	1-4 25.0%	0-1 0.0%	0-0 0.0%	1-2 50.0%	0-1 0.0%	
Oct 30	Missouri Western St.	W 30-23	1-1 100.0%	0-0 0.0%	0-0 0.0%	0-0 0.0%	1-1 100.0%	
Washburn			13-25 52.0%	2-4 50.0%	4-6 66.7%	1-7 14.3%	6-8 75.0%	0-0 0.0%
Opponents			8-18 44.4%	1-3 33.3%	4-6 66.7%	2-2 100.0%	1-7 14.3%	0-0 0.0%

Ichabod Time of Possession

Date	Opponent	Score	Overall	1st Qtr	2nd Qtr	3rd Qtr	4th Qtr	OT Qtr
Aug 28	Colorado Mines	L 27-34	34:40	10:08	7:47	8:47	7:58	
Sep 04	Langston	W 30-7	29:21	5:17	9:36	9:19	5:09	
Sep 11	Emporia State	W 28-10	24:33	5:02	4:41	6:39	8:11	
Sep 18	at Truman	W 62-0	34:46	7:57	9:24	9:29	7:56	
Sep 25	Northwest Mo. St.	L 21-49	29:55	9:03	8:30	6:36	5:46	
Oct 02	at Pittsburg State	L 14-70	34:06	9:10	9:36	6:38	8:42	
Oct 09	Southwest Baptist	W 38-35	23:37	2:46	6:42	6:30	7:39	
Oct 16	at Missouri-Rolla	W 42-17	31:18	5:23	8:11	5:43	12:01	
Oct 23	at Central Missouri	L 21-47	28:31	4:26	9:03	9:05	5:57	
Oct 30	Missouri Western St.	W 30-23	29:00	7:26	8:43	3:31	9:20	
Total			299:47	66:38	82:13	72:17	78:39	0:00
Avg.			29:58	6:39	8:13	7:13	7:51	0:00

Ichabod Game By Game

		---RUSHING---			--RECEIVING--			-----PASSING-----			--KICK RET--			--PUNT RET--			All					
Date	Opponent	No.	Yds	TD	Lg	No.	Yds	TD	Lg	Att-Cmp-Int	Yds	TD	Lg	No	Yds	TD	Lg	No	Yds	TD	Lg	Purp
Aug 28, 2004	COLORADO MINES	41	203	2	31	14	178	2	64	23-14-2	178	2	64	6	114	0	26	3	22	0	12	548
Sep 04, 2004	LANGSTON	34	141	3	31	19	198	1	27	39-19-0	198	1	27	3	128	0	76	4	40	0	27	543
Sep 11, 2004	EMPORIA STATE	35	80	2	17	10	237	2	86	18-10-0	237	2	86	3	33	0	27	2	7	0	6	426
Sep 18, 2004	at Truman	50	271	4	31	21	282	5	36	33-21-1	282	5	36	1	16	0	16	4	98	0	48	672
Sep 25, 2004	NORTHWEST MO. ST.	32	54	0	20	22	267	2	50	40-22-0	267	2	50	5	107	0	23	2	-3	0	1	425
Oct 02, 2004	at Pittsburg State	46	153	0	20	23	267	2	35	40-23-2	267	2	35	10	164	0	32	0	0	0	0	584
Oct 09, 2004	SOUTHWEST BAPITST	29	137	1	27	22	264	3	40	40-22-0	264	3	40	4	56	0	24	3	70	1	24	527
Oct 16, 2004	at Missouri-Rolla	47	254	2	34	16	263	4	50	33-16-0	263	4	50	3	46	0	35	5	61	0	21	641
Oct 23, 2004	at Central Missouri	34	178	0	35	12	176	3	41	29-12-2	176	3	41	2	27	0	17	1	1	0	1	383
Oct 30, 2004	MISSOURI WESTERN	43	167	2	18	8	85	0	27	24-8-2	85	0	27	6	164	1	93	3	103	0	43	519
Opponent totals		401	2202	24	77	158	1951	15	63	303-158-10	1951	15	63	44	771	1	93	25	377	0	435	338
Washburn		392	1732	17	39	174	2334	25	86	325-174-8	2334	25	86	42	762	0	76	28	343	1	485	377

Date	Opponent	-----TACKLES-----			-SACKS-		-FUMBLE-			QBH	Pass		Blkd	-Kicks-XPTS-			Saf	Pts
		Solo	Ast	Total	TFL-Yds	No-Yds	FF	FR-Yds	Int-Yds		Brk	Kick		Att-Mad	Run	Rcv		
Aug 28, 2004	COLORADO MINES	38	38	76	2-12	0-0	1	0-0	1-31	0	3	2	4-3	0	0	0	27	
Sep 04, 2004	LANGSTON	34	34	68	7-7	0-0	2	2-0	1-36	0	6	0	4-4	0	0	1	30	
Sep 11, 2004	EMPORIA STATE	39	66	105	11-25	5-17	0	1-0	1-69	0	8	0	4-4	0	0	0	28	
Sep 18, 2004	at Truman	20	34	54	6-19	5-14	0	2-0	2-5	0	4	0	9-8	0	0	0	62	
Sep 25, 2004	NORTHWEST MO. ST.	37	34	71	11-46	5-35	1	1-0	0-0	0	0	1	3-3	0	0	0	21	
Oct 02, 2004	at Pittsburg State	36	28	64	2-2	0-0	0	0-0	1-0	0	2	0	2-2	0	0	0	14	
Oct 09, 2004	SOUTHWEST BAPITST	40	55	95	11-36	4-18	2	2-0	0-0	0	4	1	4-3	0	1	0	38	
Oct 16, 2004	at Missouri-Rolla	43	16	59	8-36	5-31	2	3-10	1-17	0	4	0	5-4	0	1	0	42	
Oct 23, 2004	at Central Missouri	40	44	84	3-2	0-0	1	0-0	1-1	0	1	0	3-3	0	0	0	21	
Oct 30, 2004	MISSOURI WESTERN	48	32	80	7-27	3-21	0	0-0	1-0	0	1	2	3-2	0	0	0	23	
	Opponent totals	391	342	733	70-216	16-93	10	8-0	8-37	0	27	5	38-34	0	2	1	292	
	Washburn	360	399	759	62-190	25-120	10	12-10	10-206	0	37	5	42-37	0	2	1	313	

		-----PUNTING-----									---FIELD GOALS---		
Date	Opponent	No	Yds	Avg	Long	Blkd	TB	FC	50+	120	Att-Made	Lg	Blkd
Aug 28, 2004	COLORADO MINES	4	165	41.2	54	0	0	0	1	1	0-0	0	0
Sep 04, 2004	LANGSTON	7	252	36.0	48	1	1	1	0	3	1-0	0	1
Sep 11, 2004	EMPORIA STATE	5	215	43.0	53	0	0	1	2	2	1-0	0	0
Sep 18, 2004	at Truman	3	114	38.0	42	0	1	1	0	1	2-0	0	0
Sep 25, 2004	NORTHWEST MO. ST.	6	276	46.0	49	0	0	0	0	0	0-0	0	0
Oct 02, 2004	at Pittsburg State	6	256	42.7	56	0	1	1	1	2	1-0	0	0
Oct 09, 2004	SOUTHWEST BAPITST	4	136	34.0	41	0	1	0	0	1	2-1	32	0
Oct 16, 2004	at Missouri-Rolla	3	135	45.0	50	0	2	1	1	0	1-0	0	0
Oct 23, 2004	at Central Missouri	5	185	37.0	55	1	0	0	1	1	0-0	0	0
Oct 30, 2004	MISSOURI WESTERN	6	235	39.2	45	0	0	1	0	3	1-1	23	0
	Opponent totals	49	1720	35.1	50	1	1	2	1	14	10-4	35	2
	Washburn	49	1983	40.5	56	2	6	5	7	11	10-2	32	2

Opponent Game By Game

		---RUSHING---			--RECEIVING--			-----PASSING-----			--KICK RET--			--PUNT RET--			All					
Date	Opponent	No.	Yds	TD	Lg	No.	Yds	TD	Lg	Att-Cmp-Int	Yds	TD	Lg	No	Yds	TD	Lg	No	Yds	TD	Lg	Purp
Aug 28, 2004	COLORADO MINES	26	172	2	69	31	267	3	26	43-31-1	267	3	26	4	69	0	27	2	50	0	40	558
Sep 04, 2004	LANGSTON	41	194	0	26	10	141	1	26	30-10-1	141	1	26	2	25	0	13	3	32	0	10	392
Sep 11, 2004	EMPORIA STATE	46	151	1	23	21	231	0	22	43-21-1	231	0	22	5	75	0	23	3	34	0	26	491
Sep 18, 2004	at Truman	24	67	0	18	12	89	0	22	33-12-2	89	0	22	6	112	0	49	0	0	0	0	268
Sep 25, 2004	NORTHWEST MO. ST.	39	224	3	44	18	267	4	62	25-18-0	267	4	62	3	62	0	22	5	101	0	37	654
Oct 02, 2004	at Pittsburg State	44	538	6	77	10	175	4	45	17-10-1	175	4	45	3	58	0	24	4	22	0	9	797
Oct 09, 2004	SOUTHWEST BAPITST	54	324	5	70	15	170	0	36	29-15-0	170	0	36	6	81	0	41	2	7	0	6	582
Oct 16, 2004	at Missouri-Rolla	34	56	1	24	21	279	1	52	40-21-1	279	1	52	5	52	0	21	0	0	0	0	387
Oct 23, 2004	at Central Missouri	50	309	4	48	12	247	2	63	19-12-1	247	2	63	4	73	0	26	3	28	0	15	690
Oct 30, 2004	MISSOURI WESTERN	43	167	2	18	8	85	0	27	24-8-2	85	0	27	6	164	1	93	3	103	0	43	519
	Opponent totals	401	2202	24	77	158	1951	15	63	303-158-10	1951	15	63	44	771	1	93	25	377	0	43	5338
	Washburn	392	1732	17	39	174	2334	25	86	325-174-8	2334	25	86	42	762	0	76	28	343	1	48	5377

Date	Opponent	-----TACKLES-----			-SACKS-		-FUMBLE-			QBH	Pass Blkd		-Kicks-XPTS-					Pts
		Solo	Ast	Total	TFL-Yds	No-Yds	FF	FR-Yds	Int-Yds		Brk	Kick	Att-Mad	Run	Rcv	Saf		
Aug 28, 2004	COLORADO MINES	41	40	81	5-7	0-0	1	1-0	2-0	0	2	0	5-4	0	0	0	34	
Sep 04, 2004	LANGSTON	28	46	74	10-30	0-0	1	1-0	0-0	0	2	2	1-1	0	0	0	7	
Sep 11, 2004	EMPORIA STATE	29	26	55	4-14	1-6	0	0-0	0-0	0	2	0	1-1	0	0	0	10	
Sep 18, 2004	at Truman	46	36	82	4-8	0-0	0	1-0	1-0	0	1	0	0-0	0	0	0	0	
Sep 25, 2004	NORTHWEST MO. ST.	34	48	82	11-47	4-24	2	2-0	0-0	0	9	0	7-7	0	0	0	49	
Oct 02, 2004	at Pittsburg State	51	48	99	8-28	6-22	4	1-0	2-4	0	4	0	9-8	0	1	0	70	
Oct 09, 2004	SOUTHWEST BAPITST	33	20	53	8-35	2-20	2	2-0	0-0	0	3	0	5-5	0	0	0	35	
Oct 16, 2004	at Missouri-Rolla	50	20	70	7-13	0-0	0	0-0	0-0	0	2	0	1-0	0	1	0	17	
Oct 23, 2004	at Central Missouri	31	26	57	6-7	0-0	0	0-0	2-33	0	1	1	6-6	0	0	1	47	
Oct 30, 2004	MISSOURI WESTERN	48	32	80	7-27	3-21	0	0-0	1-0	0	1	2	3-2	0	0	0	23	
Opponent totals		391	342	733	70-216	16-93	10	8-0	8-37	0	27	5	38-34	0	2	1	292	
Washburn		360	399	759	62-190	25-120	10	12-10	10-206	0	37	5	42-37	0	2	1	313	

Date	Opponent	-----PUNTING-----										--FIELD GOALS--		
		No	Yds	Avg	Long	Blkd	TB	FC	50+	120		Att-Made	Lg	Blkd
Aug 28, 2004	COLORADO MINES	5	187	37.4	50	0	1	0	1	2		1-0	0	1
Sep 04, 2004	LANGSTON	6	192	32.0	40	0	0	1	0	0		1-0	0	0
Sep 11, 2004	EMPORIA STATE	3	114	38.0	47	0	0	0	0	1		2-1	30	0
Sep 18, 2004	at Truman	10	331	33.1	48	0	0	0	0	1		0-0	0	0
Sep 25, 2004	NORTHWEST MO. ST.	5	160	32.0	35	0	0	0	0	1		1-0	0	1
Oct 02, 2004	at Pittsburg State	2	83	41.5	43	0	0	0	0	2		0-0	0	0
Oct 09, 2004	SOUTHWEST BAPITST	4	123	30.8	46	1	0	0	0	2		1-0	0	0
Oct 16, 2004	at Missouri-Rolla	5	194	38.8	47	0	0	0	0	0		1-1	18	0
Oct 23, 2004	at Central Missouri	3	101	33.7	43	0	0	0	0	2		2-1	35	0
Oct 30, 2004	MISSOURI WESTERN	6	235	39.2	45	0	0	1	0	3		1-1	23	0
Opponent totals		49	1720	35.1	50	1	1	2	1	14		10-4	35	2
Washburn		49	1983	40.5	56	2	6	5	7	11		10-2	32	2



Ichabod Individual Game Highs

Rushes	26	Moseley,Ra'Shaw vs Missouri Western St. (Oct 30)
Yards Rushing	170	Moseley,Ra'Shaw vs Missouri Western St. (Oct 30)
TD Rushes	3	Moseley,Ra'Shaw vs Missouri Western St. (Oct 30)
Long Rush	39	Moseley,Ra'Shaw vs Missouri Western St. (Oct 30)
Pass attempts	38	Schuerman,Tyler vs Southwest Baptist (Oct 09)
Pass completions	22	Schuerman,Tyler vs Southwest Baptist (Oct 09)
Yards Passing	264	Schuerman,Tyler vs Southwest Baptist (Oct 09)
TD Passes	4	Schuerman,Tyler at Truman (Sep 18)
		Schuerman,Tyler at Missouri-Rolla (Oct 16)
Long Pass	86	Schuerman,Tyler vs Emporia State (Sep 11)
Receptions	10	Sissom,Sam vs Southwest Baptist (Oct 09)
Yards Receiving	153	Sissom,Sam vs Emporia State (Sep 11)
TD Receptions	2	Sissom,Sam vs Colorado Mines (Aug 28)
		Sissom,Sam vs Emporia State (Sep 11)
		Sissom,Sam at Truman (Sep 18)
		Sissom,Sam vs Southwest Baptist (Oct 09)
		Odupitan,Mike at Missouri-Rolla (Oct 16)
		Sissom,Sam at Central Missouri (Oct 23)
Long Reception	86	Sissom,Sam vs Emporia State (Sep 11)
Field Goals	1	Sabel,Connor vs Southwest Baptist (Oct 09)
		Sabel,Connor vs Missouri Western St. (Oct 30)
Long Field Goal	32	Sabel,Connor vs Southwest Baptist (Oct 09)
Punts	6	Massey,Curtis vs Langston (Sep 04)
		Massey,Curtis vs Northwest Mo. St. (Sep 25)
		Massey,Curtis at Pittsburg State (Oct 02)
		Massey,Curtis vs Missouri Western St. (Oct 30)
Punting Avg	46.0	Massey,Curtis vs Northwest Mo. St. (Sep 25)
Long Punt	56	Massey,Curtis at Pittsburg State (Oct 02)
Long Punt Return	48	Tetuan,Jarod at Truman (Sep 18)
Long Kickoff Return	76	Tetuan,Jarod vs Langston (Sep 04)
Tackles	18	Gould,Grant vs Emporia State (Sep 11)
Sacks	2.0	Eisenbarth,Eric vs Emporia State (Sep 11)
		Beck,Evin vs Northwest Mo. St. (Sep 25)
		Neal,Aaron at Missouri-Rolla (Oct 16)
Tackles For Loss	3.0	Beck,Evin vs Emporia State (Sep 11)
		Huenefeld,Cody vs Southwest Baptist (Oct 09)
Interceptions	1	(10 tied with 1)

Ichabod Game Highs

Rushes	50	at Truman (Sep 18)
Yards Rushing	271	at Truman (Sep 18)
Yards Per Rush	5.9	vs Missouri Western St. (Oct 30)
TD Rushes	4	at Truman (Sep 18)
Pass attempts	40	vs Northwest Mo. St. (Sep 25)
		at Pittsburg State (Oct 02)
		vs Southwest Baptist (Oct 09)
Pass completions	23	at Pittsburg State (Oct 02)
Yards Passing	282	at Truman (Sep 18)
Yards Per Pass	13.2	vs Emporia State (Sep 11)
TD Passes	5	at Truman (Sep 18)
Total Plays	86	at Pittsburg State (Oct 02)
Total Offense	553	at Truman (Sep 18)
Yards Per Play	6.7	at Truman (Sep 18)
Points	62	at Truman (Sep 18)
Sacks By	4	vs Northwest Mo. St. (Sep 25)
		at Missouri-Rolla (Oct 16)
First Downs	29	at Truman (Sep 18)
Penalties	16	vs Emporia State (Sep 11)
Penalty Yards	135	vs Langston (Sep 04)
Turnovers	3	vs Colorado Mines (Aug 28)
		at Pittsburg State (Oct 02)
Interceptions By	2	at Truman (Sep 18)
		vs Missouri Western St. (Oct 30)

Opponent Individual Game Highs

Rushes	25	Kirven,Marco, vs Southwest Baptist (Oct 09)
Yards Rushing	186	Race,Germaine, at Pittsburg State (Oct 02)
TD Rushes	3	Race,Germaine, at Pittsburg State (Oct 02)
		Rawls,JoJo, vs Southwest Baptist (Oct 09)
Long Rush	77	Race,Germaine, at Pittsburg State (Oct 02)
Pass attempts	42	Friehauf,Chad, vs Colorado Mines (Aug 28)
		Hatfield,Tad, vs Emporia State (Sep 11)
Pass completions	31	Friehauf,Chad, vs Colorado Mines (Aug 28)
Yards Passing	279	Landry,Brandon, at Missouri-Rolla (Oct 16)
TD Passes	4	Lamberson,Josh, vs Northwest Mo. St. (Sep 25)
Long Pass	63	Sangster,Jimmy, at Central Missouri (Oct 23)
Receptions	11	Gallas,Justin, vs Colorado Mines (Aug 28)
Yards Receiving	140	Drussa,Cole, at Missouri-Rolla (Oct 16)
TD Receptions	2	Rector,Jamaica, vs Northwest Mo. St. (Sep 25)
Long Reception	63	Conner,Jimmy, at Central Missouri (Oct 23)
Field Goals	1	Gray,Justin, vs Emporia State (Sep 11)
		Armbruster,Marc, at Missouri-Rolla (Oct 16)
		Starks,Brandon, at Central Missouri (Oct 23)
		Cooper,Michael, vs Missouri Western St. (Oct 30)
Long Field Goal	35	Starks,Brandon, at Central Missouri (Oct 23)
Punts	10	Kamphoefner,M., at Truman (Sep 18)
Punting Avg	41.5	Majors,Andy, at Pittsburg State (Oct 02)
Long Punt	50	Medina,Danny, vs Colorado Mines (Aug 28)
Long Punt Return	43	Schoonover,Jon, vs Missouri Western St. (Oct 30)
Long Kickoff Return	93	Brooks,Jarrett, vs Missouri Western St. (Oct 30)
Tackles	13	Leger,Daniel, vs Colorado Mines (Aug 28)
Sacks	3.0	Warlop,Casey, at Pittsburg State (Oct 02)
Tackles For Loss	3.0	Warlop,Casey, at Pittsburg State (Oct 02)
Interceptions	2	Miller,Tim, vs Colorado Mines (Aug 28)

Opponent Team Game Highs


Rushes	54	vs Southwest Baptist (Oct 09)
Yards Rushing	538	at Pittsburg State (Oct 02)
Yards Per Rush	12.2	at Pittsburg State (Oct 02)
TD Rushes	6	at Pittsburg State (Oct 02)
Pass attempts	43	vs Colorado Mines (Aug 28)
		vs Emporia State (Sep 11)
Pass completions	31	vs Colorado Mines (Aug 28)
Yards Passing	279	at Missouri-Rolla (Oct 16)
Yards Per Pass	13.0	at Central Missouri (Oct 23)
TD Passes	4	vs Northwest Mo. St. (Sep 25)
		at Pittsburg State (Oct 02)
Total Plays	89	vs Emporia State (Sep 11)
Total Offense	713	at Pittsburg State (Oct 02)
Yards Per Play	11.7	at Pittsburg State (Oct 02)
Points	70	at Pittsburg State (Oct 02)
Sacks By	4	at Pittsburg State (Oct 02)
First Downs	28	at Pittsburg State (Oct 02)
Penalties	13	vs Langston (Sep 04)
		vs Emporia State (Sep 11)
Penalty Yards	110	vs Emporia State (Sep 11)
Turnovers	4	at Truman (Sep 18)
		at Missouri-Rolla (Oct 16)
Interceptions By	2	vs Colorado Mines (Aug 28)
		at Pittsburg State (Oct 02)
		at Central Missouri (Oct 23)

Ichabod Scoring Drives

Game	Qtr	Time	Scoring play	Conversion	Plays-Yards	TOP
Colorado School of Mines						
	1st	10:42	Sissom,Sam 38 yd pass from Schuerman,Tyler	Sabel,Connor kick failed	9-68	4:18
	1st	04:17	Hearn,Trent 4 yd run	Sabel,Connor kick	11-75	4:21
	2nd	03:10	Moseley,Ra'Shaw 13 yd run	Sabel,Connor kick	6-38	2:24
	4th	07:52	Sissom,Sam 64 yd pass from Schuerman,Tyler	Sabel,Connor kick	4-92	1:36
Langston						
	1st	11:29	Moseley,Ra'Shaw 24 yd run	Sabel,Connor kick	6-68	2:28
	1st	04:22	Sissom,Sam 14 yd pass from Schuerman,Tyler	Sabel,Connor kick	3-19	1:09
	2nd	08:35	Moseley,Ra'Shaw 1 yd run	Sabel,Connor kick	11-80	5:34
	3rd	00:42	Odupitan,Mike 14 yd run	Sabel,Connor kick	4-30	1:20
	4th	13:20	Ichabods safety			
Emporia State						
	1st	09:45	Sissom,Sam 36 yd pass from Schuerman,Tyler	Sabel,Connor kick	5-80	1:35
	1st	04:40	Hearn,Trent 3 yd run	Sabel,Connor kick	3-11	1:18
	4th	05:32	Sissom,Sam 86 yd pass from Schuerman,Tyler	Sabel,Connor kick	3-86	0:53
	4th	02:24	Bland,Rawshawn 7 yd run	Sabel,Connor kick	5-46	2:09
Truman State						
	1st	10:58	Schuerman,Tyler 31 yd run	Sabel,Connor kick	9-81	4:02
	1st	07:09	Schuerman,Tyler 1 yd run	Sabel,Connor kick	5-35	2:02
	2nd	14:02	Sissom,Sam 12 yd pass from Schuerman,Tyler	Sabel,Connor kick	6-59	1:04
	2nd	09:17	Moseley,Ra'Shaw 2 yd run	Sabel,Connor kick	6-37	2:25
	2nd	03:33	Moseley,Ra'Shaw 7 yd run	Sabel,Connor kick	11-82	4:28
	2nd	00:33	Lehman,Cason 14 yd pass from Schuerman,Tyler	Sabel,Connor kick	4-30	0:22
	2nd	00:25	Sissom,Sam 12 yd pass from Schuerman,Tyler	Sabel,Connor kick failed	1-12	0:08
	3rd	09:23	Odupitan,Mike 21 yd pass from Schuerman,Tyler	Sabel,Connor kick	1-21	0:07
	4th	14:31	Hickel,Dustin 36 yd pass from Brill,Jordan	Sabel,Connor kick	3-48	1:24
Northwest Missouri						
	1st	01:53	Birt,Mitch 0 yd fumble recovery	Sabel,Connor kick	--	--
	2nd	00:00	Odupitan,Mike 50 yd pass from Brill,Jordan	Sabel,Connor kick	5-73	0:35
	4th	04:46	Tetuan,Jarod 30 yd pass from Brill,Jordan	Sabel,Connor kick	10-80	4:36
Pittsburg State						
	2nd	07:12	Scott,Jeff 8 yd pass from Brill,Jordan	Sabel,Connor kick	10-75	4:19
	4th	12:28	Lehman,Cason 34 yd pass from Hickel,Dustin	Sabel,Connor kick	6-93	2:24
Southwest Baptist						
	1st	06:32	Moseley,Ra'Shaw 7 yd run	Sabel,Connor kick	2-14	0:43
	3rd	11:16	Sissom,Sam 7 yd pass from Schuerman,Tyler	Sabel,Connor kick	9-74	3:41
	3rd	02:17	Sissom,Sam 13 yd pass from Schuerman,Tyler	Sabel,Connor kick	7-65	1:47
	3rd	00:52	Young,Tramaine 24 yd blocked punt return	Sabel,Connor kick failed		
	4th	10:49	Sabel,Connor 32 yd field goal		4-8	1:19
	4th	00:31	Odupitan,Mike 6 yd pass from Schuerman,Tyler	Sissom,Sam pass	13-73	1:10
Missouri-Rolla						
	1st	05:57	Odupitan,Mike 2 yd pass from Schuerman,Tyler	Sabel,Connor kick failed	6-56	2:00
	1st	03:33	Odupitan,Mike 8 yd pass from Schuerman,Tyler	Looney,Josh pass	3-54	1:13
	2nd	09:21	Sissom,Sam 10 yd pass from Schuerman,Tyler	Sabel,Connor kick	13-67	4:34
	2nd	00:51	Tetuan,Jarod 10 yd pass from Schuerman,Tyler	Sabel,Connor kick	7-66	0:49
	4th	09:27	Moseley,Ra'Shaw 3 yd run	Sabel,Connor kick	9-80	4:01
	4th	05:40	Bland,Rawshawn 4 yd run	Sabel,Connor kick	9-80	3:17
Central Missouri						
	2nd	02:20	Sissom,Sam 10 yd pass from Schuerman,Tyler	Sabel,Connor kick	7-80	3:26
	3rd	00:08	Sissom,Sam 2 yd pass from Schuerman,Tyler	Sabel,Connor kick	8-80	2:12
	4th	01:17	Odupitan,Mike 35 yd pass from Brill,Jordan	Sabel,Connor kick	8-88	3:43
Missouri Western						
	2nd	04:49	Moseley,Ra'Shaw 5 yd run	Sabel,Connor kick blockd	8-84	4:26
	3rd	10:32	Moseley,Ra'Shaw 1 yd run	Sabel,Connor kick	5-44	1:46
	4th	11:33	Moseley,Ra'Shaw 2 yd run	Sabel,Connor kick	10-75	3:25
	4th	08:50	Sabel,Connor 27 yd field goal		5-33	2:36
	4th	00:21	Sissom,Sam 16 yd pass from Schuerman,Tyler	Sabel,Connor kick	6-65	0:29

Opponent Scoring Drives

Opp	Qtr	Time	Scoring play	Conversion	Plays-Yards	TOP
Colorado School of Mines						
	1st	08:45	Frieauf, Chad 2 yd run	Abel, Aaron kick blockd	4-80	1:53
	1st	01:22	Frieauf, Chad 15 yd run	Abel, Aaron kick	6-59	2:48
	2nd	12:21	Hollinshead, R 15 yd pass from Frieauf, Chad	Abel, Aaron kick	4-41	1:20
	2nd	08:55	Gallas, Justin 26 yd pass from Frieauf, Chad	Abel, Aaron kick	3-34	1:29
	4th	04:55	Chan, Jonny 10 yd pass from Frieauf, Chad	Abel, Aaron kick	11-77	2:53
Langston						
	4th	05:32	Early, Jimmy 26 yd pass from Williams, Tony	Jacobs, Israel kick	12-93	5:49
Emporia State						
	1st	11:22	Gray, Justin 30 yd field goal		4-5	1:31
	2nd	13:43	Gonzalez, Jovani 1 yd run	Gray, Justin kick	13-70	5:52
Truman State						
No scoring drives						
Northwest Missouri						
	1st	10:18	Rector, Jamaica 9 yd pass from Lamberson, Josh	Berlanga, Luis kick	5-63	2:25
	1st	08:46	Omon, Xavier 4 yd run	Berlanga, Luis kick	4-24	0:45
	2nd	14:15	Rector, Jamaica 15 yd pass from Lamberson, Josh	Berlanga, Luis kick	7-73	2:30
	2nd	11:42	White, Morris 62 yd pass from Lamberson, Josh	Berlanga, Luis kick	1-62	0:09
	2nd	02:34	Lamberson, Josh 24 yd run	Berlanga, Luis kick	4-48	1:33
	2nd	00:40	Omon, Xavier 1 yd run	Berlanga, Luis kick	3-33	0:49
	3rd	13:26	Falkner, E.J. 20 yd pass from Lamberson, Josh	Berlanga, Luis kick	5-72	1:26
Pittsburg State						
	1st	09:26	Race, Germaine 10 yd run	Hellwig, Ryan pass	6-39	2:53
	1st	03:02	Austin, Tim 45 yd pass from Philpot, Neal	Alleman, Nathan kick	5-86	1:48
	1st	00:35	Ward, Mike 26 yd pass from Philpot, Neal	Alleman, Nathan kick	5-69	1:09
	2nd	11:35	Majors, Andy 38 yd run	Alleman, Nathan kick	2-42	0:47
	2nd	05:34	Race, Germaine 77 yd run	Alleman, Nathan kick	3-85	1:33
	2nd	01:47	Collums, Tyler 3 yd pass from Philpot, Neal	Alleman, Nathan kick	5-28	2:34
	3rd	12:21	Race, Germaine 29 yd run	Alleman, Nathan kick failed	5-71	2:31
	3rd	08:07	Philpot, Neal 6 yd run	Alleman, Nathan kick	4-90	1:40
	3rd	04:02	Bean, Justin 39 yd pass from Majors, Andy	Alleman, Nathan kick	4-80	1:41
	4th	04:13	Majors, Andy 38 yd run	Alleman, Nathan kick	5-50	2:37
Southwest Baptist						
	2nd	14:56	Kirven, Marco 1 yd run	Smith, Ryan kick	13-77	6:34
	2nd	03:54	Rawls, JoJo 1 yd run	Smith, Ryan kick	8-60	3:32
	3rd	04:11	Clardy, Robert 7 yd run	Smith, Ryan kick	4-42	1:30
	4th	09:08	Rawls, JoJo 1 yd run	Smith, Ryan kick	4-80	1:41
	4th	01:46	Rawls, JoJo 9 yd run	Smith, Ryan kick	9-76	3:45
Missouri-Rolla						
	1st	08:06	Armbruster, Marc 18 yd field goal		14-74	4:53
	2nd	01:40	Landry, Brandon 2 yd run	Drussa, Cole pass	8-80	3:11
Central Missouri						
	1st	12:11	Coleman, Kegan 25 yd pass from Sangster, Jimmy	Starks, Brandon kick	8-84	2:49
	1st	03:36	TEAM safety			
	2nd	14:55	Thompson, Lee 1 yd run	Starks, Brandon kick	8-52	3:29
	2nd	08:49	Thompson, Lee 3 yd run	Starks, Brandon kick	5-67	0:34
	2nd	05:46	Coleman, Kegan 40 yd run	Starks, Brandon kick	4-52	1:18
	2nd	00:01	Starks, Brandon 35 yd field goal		7-52	2:11
	3rd	07:16	Coleman, Kegan 1 yd run	Starks, Brandon kick	9-67	4:22
	3rd	02:20	Conner, Jimmy 63 yd pass from Sangster, Jimmy	Starks, Brandon kick	3-83	1:25
Missouri Western						
	1st	08:37	Cooper, Michael 23 yd field goal		9-39	4:04
	2nd	04:33	Brooks, Jarrett 93 yd kickoff return	Cooper, Michael kick		
	4th	14:55	Richardson, Nick 2 yd run	Cooper, Michael kick	12-72	6:15
	4th	05:09	Cooper, Michael 1 yd run	Cooper, Michael kick blockd	7-36	3:31



TOPEKA - The Washburn Ichabods fell in their season opener 34-27 to the Colorado School of Mines. The Orediggers scored the winning touchdown with 4:55 to play in the fourth quarter to hand Washburn the loss. The Ichabods will take on Langston University next weekend on Sept. 4 at 6 p.m. in Yager Stadium.

The Ichabods opened the game with a 68-yard, 9-play touchdown drive that was capped by a 38-yard touchdown pass from Tyler Schuerman to Sam Sissom. It was the first of two touchdown passes from the duo of Schuerman to Sissom. However, the extra point attempt missed and the Ichabods led 6-0. The Orediggers would take the ensuing kickoff and score a touchdown of their own, but like the Ichabods could not convert on the extra point.

Both teams would trade touchdown drives to wrap up the first quarter with the score locked at 13. The Ichabods scored a 4-yard touchdown run by Trent Hearn. Mines would score the next 14 points of the game to take a 27-13 lead. The Ichabods would cut into the lead before halftime on a Ra'Shawn Moseley 13-yard scamper to decrease the margin to seven.

In the second half, the Ichabods and Orediggers would go scoreless in the third quarter. The Ichabods struck next on Sissom's second touchdown of the afternoon - a 64-yard strike from Schuerman that tied the score at 27 with 7:52 remaining. The Orediggers took the kickoff and then marched 77 yards in 11 plays as Chad Frieauf connected with Jonny Chan on a 10-yard touchdown pass.

Moseley finished the game with 108 yards rushing and Hearn finished with 71 yards. Schuerman was 14 of 23 with two tipped interceptions and 178 yards.

Sissom would finished with 113 yards receiving and three receptions for a 37.7 yard per catch average. The Ichabod defense was led by Grant Gould who had 15 tackles and an interception return of 31 yards. Adam Ewy had 12 tackles.



Redshirt freshman Ra'Shawn Moseley had 19 carries for 108 yards and one touchdown in the season opener against Colorado Mines. He also had three kickoff returns for 58 yards.

CSM	13	14	0	7	- 34
WU	13	7	0	7	- 27

Scoring Summary:

1st Quarter

10:42 WU - Sissom, Sam 38 yd pass from Schuerman, Tyler (Sabel, Connor kick failed), 9-68 4:18, MINES 0 - WU 6
 08:45 MINES - Frieauf, Chad 2 yd run (Abel, Aaron kick blocked), 4-80 1:53, MINES 6 - WU 6
 04:17 WU - Hearn, Trent 4 yd run (Sabel, Connor kick), 11-75 4:21, MINES 6 - WU 13
 01:22 MINES - Frieauf, Chad 15 yd run (Abel, Aaron kick), 6-59 2:48, MINES 13 - WU 13

2nd Quarter

12:21 MINES - Hollinshead, R 15 yd pass from Frieauf, Chad (Abel, Aaron kick), 4-41 1:20, MINES 20 - WU 13
 08:55 MINES - Gallas, Justin 26 yd pass from Frieauf, Chad (Abel, Aaron kick), 3-34 1:29, MINES 27 - WU 13

03:10 WU - Moseley, Ra'Shawn 13 yd run (Sabel, Connor kick), 6-38 2:24, MINES 27 - WU 20


4th Quarter

07:52 WU - Sissom, Sam 64 yd pass from Schuerman, Tyler (Sabel, Connor kick), 4-92 1:36, MINES 27 - WU 27
 04:55 MINES - Chan, Jonny 10 yd pass from Frieauf, Chad (Abel, Aaron kick), 11-77 2:53, MINES 34 - WU 27

Team Statistics:	MINES	WU
FIRST DOWNS	23	15
RUSHES-YARDS (NET)	26-172	41-203
PASSING YDS (NET)	267	178
Passes Att-Comp-Int	43-31-1	23-14-2
TOTAL OFFENSE PLAYS-YARDS	69-439	64-381
Fumble Returns-Yards	0-0	0-0
Punt Returns-Yards	2-50	3-22
Kickoff Returns-Yards	4-69	6-114
Interception Returns-Yards	2-0	1-31
Punts (Number-Avg)	5-37.4	4-41.2
Fumbles-Lost	1-0	1-1
Penalties-Yards	3-32	7-50
Possession Time	25:20	34:40
Third-Down Conversions	9 of 15	7 of 17
Fourth-Down Conversions	0 of 0	3 of 5
Red-Zone Scores-Chances	4-5	2-2
Sacks By: Number-Yards	0-0	0-0

Individual Statistics:

RUSHING: Colorado Mines-Florendo, Bryan 3-85; Vanhorn, Craig 14-70; Frieauf, Chad 8-25; Chan, Jonny 1-minus 8. Washburn-Moseley, Ra'Shawn 19-108; Hearn, Trent 14-71; Schuerman, Tyler 6-18; Bland, Rawshawn 1-3; Oduipitan, Mike 1-3.
PASSING: Colorado Mines-Frieauf, Chad 31-42-1-267; TM 0-1-0-0. Washburn-Schuerman, Tyler 14-23-2-178.
RECEIVING: Colorado Mines-Gallas, Justin 11-110; Vanhorn, Craig 7-43; Chan, Jonny 5-53; Hollinshead, R 2-20; Florendo, Bryan 2-20; Lis, Derek 2-18; Dykstra, Derek 2-3. Washburn-Oduipitan, Mike 4-37; Sissom, Sam 3-113; Moseley, Ra'Shawn 3-1; Lehman, Cason 2-11; Bland, Rawshawn 1-9; Scott, Jeff 1-7.
INTERCEPTIONS: Colorado Mines-Miller, Tim 2-0. Washburn-Gould, Grant 1-31.



TOPEKA - The Washburn Ichabods picked up their first win of the season with a 30-7 victory over Langston. The Ichabods evened their record to 1-1.

After forcing the Lions into a three-and-out the first drive of the game, the Ichabods drove 68 yards in six plays to take an early lead they would not let go of. Ra'Shawn Moseley capped the drive with a 24-yard touchdown run.

The Ichabods would score the next 23 points of the game before Langston would get on the scoreboard with 5:32 remaining. The Ichabod scoring drives were of 19, 80 and 30 yards. One of them was through the air as Sam Sissom caught his third touchdown pass of the season from Tyler Schuerman with 4:22 left in the first quarter.

Moseley would finish off the 80 yard drive with his second touchdown score of the game and Mike Odupitan would score a 14-yard touchdown run on an end around. Although the run only counts as a 14-yard run, he back-tracked to the Langston 35 before scampering in for the score.

The Ichabods also recorded their first safety since Oct. 27, 2001 at Emporia State when Nick Bull tackled Jimmy Scales in the endzone for the two points.

Moseley finished with 63 yards on 13 carries and the two touchdowns. Schuerman completed 19 of 36 passes for 198 yards and the one score. Cason Lehman and Sissom each had five receptions. Lehman had 76 yards and Sissom had 56 yards and the one touchdown.

On defense, the Ichabods were led by Erin Beck who had nine tackles. Grand Gould had seven including one for loss.

The teams combined for 27 penalties (13 on Langston) and 214 yards in penalties (135 against the Ichabods).

Curt Massey hit three punts inside the 20 including one that was downed inside the 1-yard line that set up the Ichabod safety. He averaged 36 yards per punt.



Senior linebacker Evin Beck had six tackles including two for loss in the Ichabods 30-7 win over Langston. Of his six total tackles, five were solo stops.

LU	0	0	0	7	-	7
WU	14	7	7	2	-	30

Scoring Summary:

1st Quarter

11:29 WU - Moseley,Ra'Shaw 24 yd run (Sabel,Connor kick), 6-68 2:28, LANGSTON 0 - WU 7

04:22 WU - Sissom,Sam 14 yd pass from Schuerman,Tyler (Sabel,Connor kick), 3-19 1:09, LANGSTON 0 - WU 14

2nd Quarter

08:35 WU - Moseley,Ra'Shaw 1 yd run (Sabel,Connor kick), 11-80 5:34, LANGSTON 0 - WU 21

3rd Quarter

00:42 WU - Odupitan,Mike 14 yd run (Sabel,Connor kick), 4-30 1:20, LANGSTON 0 - WU 28

4th Quarter

13:20 WU - Ichabods safety, , LANGSTON 0 - WU 30

05:32 LANGSTON - Early,Jimmy 26 yd pass from Williams,Tony (Jacobs,Israel kick), 12-93 5:49, LANGSTON 7 - WU 30

Team Statistics:

	Langston	WU
FIRST DOWNS	18	21
RUSHES-YARDS (NET)	41-194	34-141
PASSING YDS (NET)	141	198
Passes Att-Comp-Int	30-10-1	39-19-0
TOTAL OFFENSE PLAYS-YARDS	71-335	73-339
Fumble Returns-Yards	0-0	0-0
Punt Returns-Yards	3-32	4-40
Kickoff Returns-Yards	2-25	3-128
Interception Returns-Yards	0-0	1-36
Punts (Number-Avg)	6-32.0	7-36.0
Fumbles-Lost	2-2	2-1
Penalties-Yards	13-79	14-135
Possession Time	30:39	29:21
Third-Down Conversions	6 of 17	9 of 18
Fourth-Down Conversions	0 of 2	0 of 0
Red-Zone Scores-Chances	0-1	3-4
Sacks By: Number-Yards	0-0	0-0

RUSHING: Langston-Dozier,Kendrick 12-96;

Scales,Jimmy 12-52; Morgan,Quinton 7-19;

Nickson,Delvon 5-13; Smith,Ross 3-10; Brown,Fred

1-3; White,Tawrence 1-1. Washburn-

Moseley,Ra'Shaw 13-63; Bland,Rawshawn

5-27; McCann,Chris 8-24; Odupitan,Mike 1-14;

Lamb,Josh 2-11; Martin,James 1-5; Ichabods

1-1; Schuerman,Tyler 3-minus 4.

PASSING: Langston-Williams,Tony 5-12-1-87;

Smith,Ross 2-11-0-31; Dozier,Kendrick 3-7-0-

23. Washburn-Schuerman,Tyler 19-36-0-198;

Brill,Jordan 0-3-0-0.

RECEIVING: Langston-Early,Jimmy 5-79; Fair,Freddie

1-25; Gabrielle,Mike 1-14; Nickson,Delvon

1-9; Brown,Fred 1-9; Sumpter,Sheldon 1-5.

Washburn-Lehman,Cason 5-76; Sissom,Sam

5-56; Odupitan,Mike 3-27; Tetuan,Jarod 2-27;

Moseley,Ra'Shaw 2-minus 8; Scott,Jeff 1-18;


McCann,Chris 1-2.

INTERCEPTIONS: Langston-None. Washburn

Talley,Henry 1-36.

FUMBLES: Langston-Dozier,Kendrick 1-1; Smith,Ross

1-1. Washburn-McCann,Chris 1-0; Ichabods 1-1.



TOPEKA - The Washburn Ichabods won their first MIAA-opening game since 2000 and defeated Emporia State in the process in the 101st meeting in the series with a 28-10 win in Yager Stadium. With the win the Ichabods improved to 2-1 on the season and 1-0 in the MIAA.

The Hornets struck first on the score board with a 30-yard field goal by Justin Gray. In what set the tone for the afternoon with the Ichabod defense, the Hornets managed just five yards on four plays after the Hornets took their first possession at the Washburn 18-yard line.

The Ichabods did not waste any time as the Ichabods drove 80 yards in five plays as Tyler Schuerman and Sam Sissom hooked up on a 36-yard touchdown strike that gave the Ichabods a lead they would not let go of.

The Ichabods would score on their next possession after Fletcher Terrell intercepted ESU quarterback Tad Hatfield and returned in 69 yards to the ESU 11 yard line

and three plays later Trent Hearn finished the drive with a 3-yard touchdown plunge.

Emporia State scored on the fourth play of the second quarter to make the score 14-10 Washburn, but that would be the last scoring on the day for the Hornets.

Neither team would score in the third quarter and with 5:32 left in the game, Schuerman and Sissom hooked up again on an 86-yard touchdown pass on a third and 10 from their own 14 yard line to put the Ichabods up 21-10. After forcing the Hornets to turn the ball over on downs, the Ichabods would score one more time as Rawshawn Bland rushed for seven yards to put the Ichabods up 28-10 with 2:24 remaining. The key play of the drive was Sissom again catching a third down pass from Schuerman on a third and eight from the ESU 26.

Overall in the second half, the Ichabods forced Emporia State to turn the ball over on downs on four possessions and on three in a row to end the game. The Ichabod defense was on the field for 89 plays.

Grant Gould led the Ichabods with 18 tackles and Evin Beck had 10, including two for loss.

Sissom finished the game with four catches for 153 yards and two touchdowns. Schuerman was 10 of 17 for 237 yards and two touchdowns.

Combined there were 29 penalties with 236 yards between the teams.



Washburn's Grant Gould picks up one of his 18 tackles in the Ichabods' 28-10 win over Emporia State in their MIAA opener. It was the Ichabods first MIAA-opening game win since 2000.

ICHABOD INSIDER

ESU	3	7	0	0	- 10
WU	14	0	0	14	- 28

Scoring Summary:

1st Quarter

11:22 ESU - Gray,Justin 30 yd field goal, 4-5 1:31, ESU 3 - WU 0

09:45 WU - Sissom,Sam 36 yd pass from Schuerman,Tyler (Sabel,Connor kick), 5-80 1:35, ESU 3 - WU 7

04:40 WU - Hearn,Trent 3 yd run (Sabel,Connor kick), 3-11 1:18, ESU 3 - WU 14

2nd Quarter

13:43 ESU - Gonzalez,Jovani 1 yd run (Gray,Justin kick), 13-70 5:52, ESU 10 - WU 14

4th Quarter

05:32 WU - Sissom,Sam 86 yd pass from Schuerman,Tyler (Sabel,Connor kick), 3-86 0:53, ESU 10 - WU 21

02:24 WU - Bland,Rawshawn 7 yd run (Sabel,Connor kick), 5-46 2:09, ESU 10 - WU 28

Team Statistics:

	ESU	WU
FIRST DOWNS	27	14
RUSHES-YARDS (NET)	46-151	35-80
PASSING YDS (NET)	231	237
Passes Att-Comp-Int.	43-21-1	18-10-0
TOTAL OFFENSE PLAYS-YARDS	89-382	53-317
Fumble Returns-Yards	0-0	0-0
Punt Returns-Yards	3-34	2-7
Kickoff Returns-Yards	5-75	3-33
Interception Returns-Yards	0-0	1-69
Punts (Number-Avg)	3-38.0	5-43.0
Fumbles-Lost	2-1	1-0
Penalties-Yards	13-110	16-126
Possession Time	35:27	24:33
Third-Down Conversions	10 of 18	4 of 12
Fourth-Down Conversions	0 of 4	1 of 2
Red-Zone Scores-Chances	2-3	2-3
Sacks By: Number-Yards	1-6	3-17


RUSHING: Emporia State-Richter,Jake 20-99; Jones,Lantrez 15-41; Hulings,Ryan 1-15; Gonzalez,Jovani 4-8; Hatfield,Tad 6-minus 12. Washburn-Schuerman,Tyler 7-35; Hearn,Trent 13-19; Bland,Rawshawn 5-18; Moseley,Ra'Shawn 8-11; Ichabods 2-minus 3.

PASSING: Emporia State-Hatfield,Tad 21-42-1-231; TEAM 0-1-0-0. Washburn-Schuerman,Tyler 10-17-0-237; Lehman,Cason 0-1-0-0.

RECEIVING: Emporia State-Hulings,Ryan 8-84; Martin,Matt 6-51; Richard,JJ 4-60; Biggs,Jarad 3-36. Washburn-Sissom,Sam 4-153; Odupitan,Mike 2-24; Moseley,Ra'Shawn 1-35; Lehman,Cason 1-20; Hearn,Trent 1-4; Bland,Rawshawn 1-1.

INTERCEPTIONS: Emporia State-None. Washburn-Terrell,Fletche 1-69.

FUMBLES: Emporia State-Richter,Jake 1-1; Jones,Lantrez 1-0. Washburn-Minikwu,Taurenc 1-0.



KIRKSVILLE, Mo. - The Washburn Ichabods pounded Truman State 62-0 at Stokes Stadium Saturday afternoon. The Ichabods scored 48 first half points, including 34 in the second quarter.

With the win Washburn improved to 3-1 overall and 2-0 in the MIAA for the first time since 1997. The Bulldogs fell to 0-4 and 0-2 in the MIAA. The win was the largest for Washburn in an MIAA game and was the largest margin of victory since a 79-3 win over St Mary of the Plains Sept. 9, 1978.

Washburn's Tyler Schuerman got the Ichabods on the board with two first quarter touchdown runs. Schuerman scampered 31 yards to cap a score on the opening drive. He added a 1-yard run on the next drive to make it 14-0.

Sam Sissom caught two touchdown passes and Cason Lehman added another from Schuerman,

while Ra'Shawn Moseley added two touchdown runs to help the Ichabods take a 48-0 lead at the half. Lehman's score with 33 seconds left was just eight seconds before Sissom's second touchdown at 25 seconds left in the half.

Schuerman finished his day with a touchdown to Mike Odupitan with 9:23 left in the third quarter. Schuerman's six touchdowns (2 rushing, 4 passing) gives him 59 for his career and broke Joe Schartz's school record of 54 offensive touchdowns. His 250 yards of total offense moves him to 6,536 for his career and within 86 yards of Schartz's total offense record of 6,622.

Freshman quarterback Jordan Brill connected on his first career touchdown pass of 36 yards to Dustin Hickel with 14:31 left in the game.

The Ichabods finished with 553 yards of total offense, while holding the Bulldogs to 156 yards. The Ichabod defense collected its first shutout since a 28-0 win at Langston Sept. 6, 2003. Grant Gould, who earned MIAA Defensive Player of the Week honors last week, led Washburn with 7 tackles.



Washburn's Tyler Schuerman rushes for one of his two touchdowns in the Ichabods' 62-0 route of Truman State. Schuerman also passed for four more giving him six total offensive touchdowns in a little over one half of action. Schuerman became the Ichabods all-time total offensive touchdown leader raising his total to 59.

ICHABOD INSIDER

WU	14	34	7	7	- 62
TSU	0	0	0	0	- 0

Scoring Summary:

1st Quarter

10:58 WU - Schuerman,Tyler 31 yd run (Sabel,Connor kick),
9-81 4:02, WU 7 - TSU 0
07:09 WU - Schuerman,Tyler 1 yd run (Sabel,Connor kick),
5-35 2:02, WU 14 - TSU 0

2nd Quarter

14:02 WU - Sissom,Sam 12 yd pass from Schuerman,Tyler
(Sabel,Connor kick), 6-59 1:04, WU 21 - TSU 0
09:17 WU - Moseley,Ra'Shaw 2 yd run (Sabel,Connor kick),
6-37 2:25, WU 28 - TSU 0
03:33 WU - Moseley,Ra'Shaw 7 yd run (Sabel,Connor kick),
11-82 4:28, WU 35 - TSU 0
00:33 WU - Lehman,Cason 14 yd pass from
Schuerman,Tyler (Sabel,Connor kick), 4-30 0:22, WU
42 - TSU 0
00:25 WU - Sissom,Sam 12 yd pass from Schuerman,Tyler
(Sabel,Connor kick failed), 1-12 0:04, WU 48 - TSU 0

3rd Quarter

09:23 WU - Odupitan,Mike 21 yd pass from
Schuerman,Tyler (Sabel,Connor kick), 1-21 0:07, WU
55 - TSU 0


4th Quarter

14:31 WU - Hickel,Dustin 36 yd pass from Brill,Jordan
(Sabel,Connor kick), 3-48 1:24, WU 62 - TSU 0

Team Statistics:

	WU	TSU
FIRST DOWNS	29	6
RUSHES-YARDS (NET)	50-271	24-67
PASSING YDS (NET)	282	89
Passes Att-Comp-Int.	33-21-1	33-12-2
TOTAL OFFENSE PLAYS-YARDS	83-553	57-156
Fumble Returns-Yards	0-0	0-0
Punt Returns-Yards	4-98	0-0
Kickoff Returns-Yards	1-16	6-112
Interception Returns-Yards	2-5	1-0
Punts (Number-Avg)	3-38.0	10-33.1
Fumbles-Lost	2-1	2-2
Penalties-Yards	9-60	4-57
Possession Time	34:46	25:14
Third-Down Conversions	6 of 11	2 of 15
Fourth-Down Conversions	0 of 0	0 of 2
Red-Zone Scores-Chances	6-7	0-0
Sacks By: Number-Yards	3-14	0-0

RUSHING: Washburn-Moseley,Ra'Shaw 17-104;
Hearn,Trent 12-69; Schuerman,Tyler 7-54;
Tetuan,Jarod 4-21; McCann,Chris 5-9;
Odupitan,Mike 1-8; Bland,Rawshawn 4-6.
Truman-Duffy,Jonathan 10-24; Patnode,Michael
4-18; Pott,Max 7-18; Norland,Grant 1-5;
Douglas,Jason 1-2; Levenson,Jerard 1-0.
PASSING: Washburn-Schuerman,Tyler 15-25-
1-196; Brill,Jordan 6-7-0-86; Ichabods
0-1-0-0. Truman-Duffy,Jonathan 6-20-0-44;
Norland,Grant 6-13-2-45.
RECEIVING: Washburn-Odupitan,Mike 8-121;
Sissom,Sam 3-35; Hickel,Dustin 2-54;
Lehman,Cason 2-27; Bland,Rawshawn 1-
12; McCann,Chris 1-10; Hoytal,John 1-9;
Moseley,Ra'Shaw 1-8; Tetuan,Jarod 1-5;
Mcclendon,Terre 1-1. Truman-Amundson,Jeff
5-35; Patnode,Michael 3-20; Weber,A.J. 2-26;
Walton,James 1-5; Perry,James 1-3.
INTERCEPTIONS: Washburn-Beck,Erin 1-0;
Meyer,Blake 1-5. Truman-Cooper,Jesse 1-0.
FUMBLES: Washburn-Schuerman,Tyler 1-0;
Moseley,Ra'Shaw 1-1. Truman-Duffy,Jonathan
2-2.



The Washburn Ichabods fell for the first time this season in MIAA play as they were knocked off by No. 5 Northwest Missouri 49-21.

The Ichabods fell behind 14-0 as the Bearcats scored on their first two drives. Defensive lineman Mitch Birt scored the first points for the Ichabods as he sacked Northwest quarterback Josh Lamberson and then recovered the fumble in the endzone for the touchdown.

Northwest responded by scoring 28 unanswered points to take a 42-7 lead. The Ichabods scored as time expired in the first half on a 50-yard touchdown pass from Jordan Brill to Mike Odupitan.

Both teams scored seven points in the second half as the Bearcats scored on their first drive to open the half. The Ichabods scored on a 30-yard touchdown pass from Brill to Jarod Tetuan with 10:15 left in the game to make the score Northwest 49, Washburn 21.

Brill finished the game 16 of 31 for 205 yards and two touchdown passes. Ra'Shawn Moseley had 44 yards on 13 carries. Odupitan had six receptions along with Sam Sissom. Odupitan had 96 yards receiving and one touchdown, Sissom had 72 yards receiving. Linebacker Mike Gonzalez had nine tackles to pace the Ichabod defense. Evin Beck had two sacks.

The 'Cats (5-0, 3-0 MIAA) totaled 491 yards of offense, 267 through the air, as they piled up six offensive touchdowns in the first half to take a 42-14 lead at intermission. Junior QB Josh Lamberson finished his day 16-of-23 for 249 yards and four passing touchdowns (three in the first half). He also added one TD on the ground in the second quarter, and moved into seventh place on Northwest's all-time passing charts with 2,970 yards. Freshman RB Xavier Omon led the rushing attack for Northwest with 13 carries for 95 yards and two first-half touchdowns. Jamaica Rector went for 83 yards on seven catches with two first-half scores. The Ichabods (3-2, 2-1 MIAA) were dealt a hard shot when they lost senior QB Tyler Schuerman in the first quarter with a shoulder injury. Freshman QB Jordan Brill was 16-of-31 passing in his place, for 205 yards, two TDs and no interceptions. He was sacked three times for losses totaling 24 yards.



Washburn's Jordan Brill was 16 of 31 passing for 205 yards and two touchdowns subbing for the injured Tyler Schuerman.

NWMSU	14	28	7	0	- 49
WU	7	7	0	7	- 21

Scoring Summary:

1st Quarter

10:18 NWMSU - Rector,Jamaica 9 yd pass from Lamberson,Josh (Berlanga,Luis kick), 5-63 2:25, NWMSU 7 - WU 0
08:46 NWMSU - Omon,Xavier 4 yd run (Berlanga,Luis kick), 4-24 0:45, NWMSU 14 - WU 0
01:53 WU - Birt,Mitch 0 yd fumble recovery (Sabel,Connor kick), , NWMSU 14 - WU 7

2nd Quarter

14:15 NWMSU - Rector,Jamaica 15 yd pass from Lamberson,Josh (Berlanga,Luis kick), 7-73 2:30, NWMSU 21 - WU 7
11:42 NWMSU - White,Morris 62 yd pass from Lamberson,Josh (Berlanga,Luis kick), 1-62 0:09, NWMSU 28 - WU 7
02:34 NWMSU - Lamberson,Josh 24 yd run (Berlanga,Luis kick), 4-48 1:33, NWMSU 35 - WU 7
00:40 NWMSU - Omon,Xavier 1 yd run (Berlanga,Luis kick), 3-33 0:49, NWMSU 42 - WU 7
00:00 WU - Odupitan,Mike 50 yd pass from Brill,Jordan (Sabel,Connor kick), 5-73 0:35, NWMSU 42 - WU 14

3rd Quarter

13:26 NWMSU - Falkner,E.J. 20 yd pass from Lamberson,Josh (Berlanga,Luis kick), 5-72 1:26, NWMSU 49 - WU 14


4th Quarter

10:15 WU - Tetuan,Jarod 30 yd pass from Brill,Jordan (Sabel,Connor kick), 10-80 4:36, NWMSU 49 - WU 21

Team Statistics:

	NWMSU	WU
FIRST DOWNS	22	16
RUSHES-YARDS (NET)	39-224	32-54
PASSING YDS (NET)	267	267
Passes Att-Comp-Int	25-18-0	40-22-0
TOTAL OFFENSE PLAYS-YARDS	64-491	72-321
Fumble Returns-Yards	0-0	0-0
Punt Returns-Yards	5-101	2-3
Kickoff Returns-Yards	3-62	5-107
Interception Returns-Yards	0-0	0-0
Punts (Number-Avg)	5-32.0	6-46.0
Fumbles-Lost	1-1	2-2
Penalties-Yards	10-105	9-52
Possession Time	30:05	29:55
Third-Down Conversions	5 of 12	5 of 17
Fourth-Down Conversions	0 of 0	2 of 5
Red-Zone Scores-Chances	5-6	0-1
Sacks By: Number-Yards	3-24	4-35

RUSHING: Northwest Mo. St.-Omon,Xavier 13-95; Fiech,Mike 7-54; Lamberson,Josh 8-37; Wells,Shon 8-31; Netolicky,Jeff 3-7. Washburn-Moseley,Ra'Shaw 13-44; Hearn,Trent 12-41; Schuerman,Tyler 3-minus 2; Brill,Jordan 4-minus 29.
PASSING: Northwest Mo. St.-Lamberson,Josh 16-23-0-249; Netolicky,Jeff 1-1-0-13; Mathews,Josh 1-1-0-5. Washburn-Brill,Jordan 16-31-0-205; Schuerman,Tyler 6-9-0-62.
RECEIVING: Northwest Mo. St.-Rector,Jamaica 7-83; White,Morris 3-86; Falkner,E.J. 3-40; Froehlich,Aaron 2-46; Herring,Mitch 2-15; Omon,Xavier 1-minus 3. Washburn-Odupitan,Mike 6-96; Sissom,Sam 6-72; Scott,Jeff 3-17; Tetuan,Jarod 2-36; Bland,Rawshawn 2-23; Lehman,Cason 2-19; Moseley,Ra'Shaw 1-4.
INTERCEPTIONS: Northwest Mo. St.-None. Washburn-None.
FUMBLES: Northwest Mo. St.-Lamberson,Josh 1-1. Washburn-Hearn,Trent 1-1; Talley,Henry 1-1.



PITTSBURG, Kan. - The Washburn Ichabods fell 70-14 to No. 3 ranked Pittsburg State. The Gorillas scored 22 points in the first quarter, 21 in the second and 20 in the third as they reached at least 70 points for the second straight game.

The Ichabods got on the board in the second quarter as Jordan Brill hooked up with Jeff Scott for a 8-yard touchdown pass. Scott had a career-high seven receptions for 64 yards.

The Gorillas responded by rolling off 35 straight points to push the score to 63-7.

Cason Lehman added the Ichabods final touchdown as he scored on a 34-yard pass reception from Dustin Hickel capping a 6-play, 93-yard drive.

The Gorillas would add one more score to make the final tally 70-14.

Pitt State also piled up more than 700 yards of offense for a second straight game after accumulating an MIAA record 809 total yards in a 91-27 win over Missouri-Rolla last Saturday.

The Ichabods compiled 420 yards of total offense in the game compared to 713 for the Gorillas.

Brill, making his first collegiate start, was 18 of 32 for 167 yards and one touchdown. Ra'Shawn Mosley had 21 carries for 90 yards. Lehman, Sam Sissom and Mike Odupitan each had four catches.

The Gorillas had three rushers go over 100 yards in the game. Starting tailback Germaine Race had 12 carries for 186 yards and three touchdowns, starting quarterback Neal Philpot had 14 carries for 166 yards and reserve quarterback Andy Majors had nine carries for 128 yards and two touchdown scores.



Ra'Shawn Mosley had 21 carries for 96 yards against Pittsburg State. He also had one reception out of the backfield.

WU	0	7	0	7	- 14
PSU	22	21	20	7	- 70

Scoring Summary:

1st Quarter

09:26 PSU - Race, Germaine 10 yd run (Helliwig, Ryan pass), 6:39 2:53, WU 0 - PSU 8

03:02 PSU - Austin, Tim 45 yd pass from Philpot, Neal (Alleman, Nathan kick), 5:86 1:48, WU 0 - PSU 15

00:35 PSU - Ward, Mike 26 yd pass from Philpot, Neal (Alleman, Nathan kick), 5:69 1:09, WU 0 - PSU 22

2nd Quarter

11:35 PSU - Majors, Andy 38 yd run (Alleman, Nathan kick), 2:42 0:47, WU 0 - PSU 29

07:12 WU - Scott, Jeff 8 yd pass from Brill, Jordan (Sabel, Connor kick), 10:75 4:19, WU 7 - PSU 29

05:34 PSU - Race, Germaine 77 yd run (Alleman, Nathan kick), 3:85 1:33, WU 7 - PSU 36

01:47 PSU - Collums, Tyler 3 yd pass from Philpot, Neal (Alleman, Nathan kick), 5:28 2:34, WU 7 - PSU 43

3rd Quarter

12:21 PSU - Race, Germaine 29 yd run (Alleman, Nathan kick failed), 5:71 2:31, WU 7 - PSU 49

08:07 PSU - Philpot, Neal 6 yd run (Alleman, Nathan kick), 4:90 1:40, WU 7 - PSU 56

04:02 PSU - Bean, Justin 39 yd pass from Majors, Andy (Alleman, Nathan kick), 4:80 1:41, WU 7 - PSU 63

4th Quarter

12:28 WU - Lehman, Cason 34 yd pass from Hickel, Dustin (Sabel, Connor kick), 6:93 2:24, WU 14 - PSU 63

04:13 PSU - Majors, Andy 38 yd run (Alleman, Nathan kick), 5:50 2:37, WU 14 - PSU 70

Team Statistics:

	WU	PSU
FIRST DOWNS	27	28
RUSHES-YARDS (NET)	46-153	44-538
PASSING YDS (NET)	267	175
Passes Att-Comp-Int	40-23-2	17-10-1
TOTAL OFFENSE PLAYS-YARDS	86-420	61-713
Fumble Returns-Yards	0-0	0-0
Punt Returns-Yards	0-0	4-22
Kickoff Returns-Yards	10-164	3-58
Interception Returns-Yards	1-0	2-4
Punts (Number-Avg)	6-42.7	2-41.5
Fumbles-Lost	4-1	0-0
Penalties-Yards	7-50	12-90
Possession Time	34:06	25:54
Third-Down Conversions	5 of 15	5 of 8
Fourth-Down Conversions	1 of 2	1 of 1
Red-Zone Scores-Chances	1-2	3-3
Sacks By: Number-Yards	0-0	4-22

RUSHING: Washburn-Moseley, Ra'Shawn 21-90; McCann, Chris 7-46; Hearn, Trent 8-19; Hickel, Dustin 3-12; Bland, Rawshawn 2-0; Brill, Jordan 5-minus 14. Pittsburg State-Race, Germaine 12-186; Philpot, Neal 14-166; Majors, Andy 9-128; Bean, Justin 8-53; Walters, Dustin 1-5.

PASSING: Washburn-Brill, Jordan 18-32-2-167; Hickel, Dustin 5-6-0-100; Ichabods 0-2-0-0. Pittsburg State-Majors, Andy 6-12-1-91; Philpot, Neal 4-5-0-84.


RECEIVING: Washburn-Scott, Jeff 7-64; Lehman, Cason 4-95; Sissom, Sam 4-41; Odupitan, Mike 4-36; Lebahn, Jake 2-24; Bland, Rawshawn 1-4; Moseley, Ra'Shawn 1-3. Pittsburg State-Austin, Tim 2-55; Twito, Brandon 2-40; Carpenter, J. 2-8; Bean, Justin 1-39; Ward, Mike 1-26; Clawson, Eric 1-4; Collums, Tyler 1-3.

INTERCEPTIONS: Washburn-Terrell, Fletche 1-0.

Pittsburg State-Jaax, Chris 1-0; Wright, Eric 1-4.

FUMBLES: Washburn-Moseley, Ra'Shawn 2-1;

Tetuan, Jarod 1-0; Odupitan, Mike 1-0.



TOPEKA - The Washburn football team held off Southwest Baptist 38-35 at Yager Stadium Saturday afternoon. Mike Odupitan's 6-yard touchdown catch from Tyler Schuerman gave the Ichabods a 36-35 lead with 31 seconds left. It was the second time in a row that Schuerman and Odupitan had connected in the final minutes of the game to go ahead of Southwest Baptist. The combo scored with 1:11 remaining in a 41-37 win last season over the Bearcats in Bolivar. The Ichabods improved to 4-3 and 3-2 in the MIAA heading into Saturday's 1 p.m. game at Missouri-Rolla.

After Southwest Baptist took a 35-30 lead with 1:46 left on JoJo Rawls' 9-yard touchdown run, the Ichabods made their winning drive - a 13-play, 73 yard trip that saw the Ichabods convert two fourth-down conversions. The Ichabods added the two-point conversion on a Schuerman to Sam Sissom pass in the corner of the endzone.

The Ichabods took an early 7-0 lead on Ra'Shawn Mosley's 7-yard scamper that completed a 14-yard drive who took advantage of a SBU failed fake punt attempt. The Bearcats scored two touchdowns in the second quarter both on long drives - the first a 77-yard, 13 play drive and the second, a 74-yard, nine play drive and took a 14-7 lead into halftime.

In the third quarter, the Ichabods marched 74 yards on Sissom's first of his two touchdown receptions to tie the score at 14. Southwest Baptist came back on the ensuing drive to take a 21-14 lead on Robert Clardy's 7-yard run.

The Ichabods would tie the score on Sissom's second touchdown reception and then take the lead as the Ichabods' Chris Brown blocked a Southwest Baptist punt as Tramaine Young scooped it up for a 24-yard return for a score with 52 seconds left in the third quarter.

Washburn's Connor Sabel added a 32-yard field goal to push the Ichabods lead to 30-21, the kick was the first field goal for the Ichabods this season. After two Southwest Baptist TD scores to put them up 35-30, the Ichabods made the go ahead drive with Odupitan's reception with 31 seconds left. However, Southwest Baptist had one last chance. After returning the kickoff to their own 35 yard line, the Bearcats ripped off runs of 23 yards and 20 yards to put the ball on the Ichabods' 20 yard line. After SBU ran another play to spot the ball in between the hash marks, Ryan Smith pushed his 37-yard field goal to the right and the Ichabods would take a knee to end the game.

Schuerman had a season-high 264 yards passing completing 22 of 38 passes and three touchdowns. Against the Bearcats, he also became Washburn's all-time leader in total offensive yards passing Joe Schartz's record of 6,622. Schuerman now has 6,840 yards for his career (5,352 passing and 1,488 rushing). His total also places him ninth on the MIAA's career total offensive chart for all game and seventh in regular season games, needing only 29 yards to move into sixth on the all-time chart.

Mosley had his best day rushing for the Ichabods with a career-high 143 yards on 23 carries. In the receiving corps, Sissom had 10 receptions for 98 yards and two touchdowns and Odupitan had seven receptions for 102 yards. Defensively, the Ichabods were led by linebacker Evin Beck who had 13 tackles. Grant Gould added 12.



Mike Odupitan had this game-winning catch with 31 seconds left to put the Ichabods up 35-38.

ICHABOD INSIDER

SBU	0	14	7	14	- 35
WU	7	0	20	11	- 38

Scoring Summary:

1st Quarter

06:32 WU - Moseley,Ra'Shaw 7 yd run (Sabel,Connor kick), 2-14 0-43, SBU 0 - WU 7

2nd Quarter

14:56 SBU - Kirven,Marco 1 yd run (Smith,Ryan kick), 13-77 6-34, SBU 7 - WU 7

03:54 SBU - Rawls,JoJo 1 yd run (Smith,Ryan kick), 8-60 3-32, SBU 14 - WU 7

3rd Quarter

11:16 WU - Sissom,Sam 7 yd pass from Schuerman,Tyler (Sabel,Connor kick), 9-74 3-41, SBU 14 - WU 14

04:11 SBU - Clardy,Robert 7 yd run (Smith,Ryan kick), 4-42 1-30, SBU 21 - WU 14

02:17 WU - Sissom,Sam 13 yd pass from Schuerman,Tyler (Sabel,Connor kick), 7-65 1-47, SBU 21 - WU 21

00:52 WU - Young,Tramaine 24 yd blocked punt return (Sabel,Connor kick failed), , SBU 21 - WU 27

4th Quarter

10:49 WU - Sabel,Connor 32 yd field goal, 4-8 1-19, SBU 21 - WU 30

09:08 SBU - Rawls,JoJo 1 yd run (Smith,Ryan kick), 4-80 1-41, SBU 28 - WU 30

01:46 SBU - Rawls,JoJo 9 yd run (Smith,Ryan kick), 9-76 3-45, SBU 35 - WU 30

00:31 WU - Odupitan,Mike 6 yd pass from Schuerman,Tyler (Sissom,Sam pass from Schuerman,Tyler), 13-73 1-10, SBU 35 - WU 38

Team Statistics:

	SBU	WU
FIRST DOWNS	24	21
RUSHES-YARDS (NET)	54-324	29-137
PASSING YDS (NET)	170	264
Passes Att-Comp-Int	29-15-0	40-22-0
TOTAL OFFENSE PLAYS-YARDS	83-494	69-401
Fumble Returns-Yards	0-0	0-0
Punt Returns-Yards	2-7	3-70
Kickoff Returns-Yards	6-81	4-56
Interception Returns-Yards	0-0	0-0
Punts (Number-Avg)	4-30.8	4-34.0
Fumbles-Lost	4-2	2-2
Penalties-Yards	4-35	8-66
Possession Time	36:23	23:37
Third-Down Conversions	10 of 18	5 of 14
Fourth-Down Conversions	1 of 2	2 of 2
Red-Zone Scores-Chances	5-6	5-5
Sacks By: Number-Yards	2-20	3-18


RUSHING: Southwest Baptist-Clardy,Robert 17-163; Kirven,Marco 25-102; Rawls,JoJo 12-59. Washburn-Moseley,Ra'Shaw 23-143; Bland,Rawshawn 2-15; Sissom,Sam 1-0; Ichabods 1-minus 1; Schuerman,Tyler 2-minus 20.

PASSING: Southwest Baptist-Clardy,Robert 15-29-0-170. Washburn-Schuerman,Tyler 22-38-0-264; Ichabods 0-2-0-0.

RECEIVING: Southwest Baptist-Smart,Nick 5-60; Kirven,Marco 3-49; Sundberg,Dan 2-11; Lyons,Dimetric 2-8; Rawls,JoJo 1-23; Johnson,Dewitt 1-11; Howry,Travis 1-8. Washburn-Sissom,Sam 10-98; Odupitan,Mike 7-102; Tetuan,Jared 3-49; Lehman,Cason 1-9; Moseley,Ra'Shaw 1-6.

INTERCEPTIONS: Southwest Baptist-None. Washburn-None.

FUMBLES: Southwest Baptist-Taylor,Jared 1-0; Kirven,Marco 1-1; Lyons,Dimetric 1-1; Clardy,Robert 1-0. Washburn-Moseley,Ra'Shaw 1-1; Schuerman,Tyler 1-1.



ROLLA, Mo. - The Washburn Ichabods used a potent offensive attack to beat Missouri-Rolla 42-17 at Allgood-Bailey Stadium Saturday afternoon. Washburn improved to 5-3 and 4-2 in the MIAA with the win and moved into sole possession of third place in the MIAA.

Tyler Schuerman led the Ichabod offense to six scores by connecting on 15 passes for 253 yards and four touchdowns. Schuerman also ran for 87 yards to finish with 340 yards of total offense.

After UMR got on the board to open the scoring with a 19-yard field goal, Schuerman connected to Mike Odupitan for a two yard touchdown with 5:57 left in the first quarter. The duo hooked up again just moments later at the 3:33 mark on an 8-yard score to give the Ichabods a 14-3 lead at the end of the first.

Sam Sissom caught his 10th touchdown of the season with 9:21 left in the opening half on a 10 yard pass from Schuerman. UMR scored late in the half with its first touchdown on quarterback Brandon Landry's 2 yard run at 1:40 left.

The Ichabods responded with a 66-yard drive in only 49 seconds. Schuerman threw his fourth touchdown to Jarod Tetuan for 10 yards to give WU a 28-11 lead at the half.

Both teams were scoreless in the third before Drussa Cole caught a 17-yard touchdown pass from Landry to pull UMR within 28-17. WU added two touchdown runs of 3 yards by Ra'Shawn Moseley with 9:27 left and of 4 yards by Rawshawn Bland with 5:40 left.

Washburn finished with 517 yards of total offense. Moseley finished with 77 yards on 18 carries, while Sissom had five catches for 100 yards. Fletcher Terrell picked off his third pass of the season. Grant Gould led the Ichabods with seven tackles, while Evan Beck added six and a fumble recovery.



Tyler Schuerman passed for four touchdowns in the Ichabods win over Missouri-Rolla. He became Washburn's all-time leader in passing yards in the game with 5,605 yards.

WU	14	14	0	14	- 42
UMR	3	8	0	6	- 17

Scoring Summary:

1st Quarter

08:06 UMR - Armbruster, Marc 18 yd field goal, 14-74
4:53, WU 0 - UMR 3
05:57 WU - Odupitan, Mike 2 yd pass from Schuerman, Tyler (Sabel, Connor kick failed), 6-56 2:00, WU 6 - UMR 3
03:33 WU - Odupitan, Mike 8 yd pass from Schuerman, Tyler (Looney, Josh pass from Lehman, Cason), 3-54 1:13, WU 14 - UMR 3

2nd Quarter

09:21 WU - Sissom, Sam 10 yd pass from Schuerman, Tyler (Sabel, Connor kick), 13-67 4:34, WU 21 - UMR 3
01:40 UMR - Landry, Brandon 2 yd run (Drussa, Cole pass from Landry, Brandon), 8-80 3:11, WU 21 - UMR 11
00:51 WU - Tetuan, Jarod 10 yd pass from Schuerman, Tyler (Sabel, Connor kick), 7-66 0:49, WU 28 - UMR 11

4th Quarter

13:28 UMR - Drussa, Cole 17 yd pass from Landry, Brandon (Armbruster, Marc kick failed), 6-74 3:05, WU 28 - UMR 17
09:27 WU - Moseley, Ra'Shawn 3 yd run (Sabel, Connor kick), 9-80 4:01, WU 35 - UMR 17
05:40 WU - Bland, Rawshawn 4 yd run (Sabel, Connor kick), 9-80 3:17, WU 42 - UMR 17

Team Statistics:

	WU	UMR
FIRST DOWNS	24	20
RUSHES-YARDS (NET)	47-254	34-56
PASSING YDS (NET)	263	279
Passes Att-Comp-Int.	33-16-0	40-21-1
TOTAL OFFENSE PLAYS-YARDS	80-517	74-335
Fumble Returns-Yards	1-10	0-0
Punt Returns-Yards	5-61	0-0
Kickoff Returns-Yards	3-46	5-52
Interception Returns-Yards	1-17	0-0
Punts (Number-Avg)	3-45.0	5-38.8
Fumbles-Lost	0-0	5-3
Penalties-Yards	11-99	3-30
Possession Time	31:18	28:42
Third-Down Conversions	8 of 16	8 of 18
Fourth-Down Conversions	2 of 4	3 of 3
Red-Zone Scores-Chances	6-9	3-4
Sacks By: Number-Yards	4-31	0-0

RUSHING: Washburn-Schuerman, Tyler 9-87; Moseley, Ra'Shawn 18-77; Odupitan, Mike 3-39; Patterson, A.J. 8-21; Tetuan, Jarod 1-13; Brill, Jordan 2-12; Minikwu, Taurenc 1-3; Lehman, Cason 1-1; Bland, Rawshawn 4-1. Missouri-Rolla-Ingram, Delane 8-21; Miller, Keenan 5-18; Landry, Brandon 18-14; Gronewald, A. 1-9; Fischer, Brett 1-6; TEAM 1-minus 12.

PASSING: Washburn-Schuerman, Tyler 15-32-0-253; Brill, Jordan 1-1-0-10. Missouri-Rolla-Landry, Brandon 21-40-1-279.

RECEIVING: Washburn-Sissom, Sam 5-100; Odupitan, Mike 4-36; Tetuan, Jarod 3-60; Lehman, Cason 2-34; Scott, Jeff 2-33. Missouri-Rolla-Drussa, Cole 7-140; Fischer, Brett 6-42; Gronewald, A. 3-44; Ingram, Delane 2-25; Shin, Phil 2-14; Owens, Tyrus 1-14.

INTERCEPTIONS: Washburn-Terrell, Fletche 1-17. Missouri-Rolla-None.

FUMBLES: Washburn-None. Missouri-Rolla-Landry, Brandon 2-1; Fischer, Brett 1-1; Ingram, Delane 1-1; TEAM 1-0.

2004 Washburn Football Recap vs Central Missouri - 10/23

Central Missouri Gameday



WARRENSBURG, Mo. - The Washburn Ichabods fell 47-21 to Central Missouri State at Walton Stadium Saturday afternoon. Sam Sissom caught two touchdowns from Tyler Schuerman to lead the WU offense. Sissom has 12 touchdown receptions for the season. Washburn, which fell to 5-4 and is in a tie for third in the MIAA at 4-3, is back home 1 p.m. Saturday for Senior Day and Homecoming against Missouri Western.

The Washburn Ichabod offense struggled in the first half collecting on seven first downs and gaining 100 total yards, with 61 of the yards coming on the ground. The Mules by the halfway point had rushed for 240 yards and gained 352 yards.

After the Mules had jumped out to a 30-0 lead, the Ichabods scored on an 80-yard drive in seven plays using 3:26 off the clock to cut the lead to 30-7, however CMSU would kick a field goal before the break to take a 33-7 lead into halftime.

In the second half, the Mules would score on their first two possessions of the second half to push the lead to 47-7.

The Ichabods' Sissom caught his second touchdown pass of the afternoon late in the third quarter. The Ichabods' Mike Odupitan had the only score in the fourth quarter, a 35-yard touchdown reception from Jordan Brill, that capped a 88-yard drive and ended the scoring for both teams with Central ahead 47-21.

Sissom finished with four receptions for 59 yards and two touchdowns. It was Sissom's 11th and 12th touchdown receptions of the season and his 29th and 30th of his career. Sissom also became only the fourth Ichabod receiver to go over 2,000 yards for a career, he now has 2,001.

Ra'Shawn Mosley led the Ichabods with 76 yards rushing, raising his season total to 716 yards. Schuerman passed for two touchdowns and Brill was 4-of-6 passing for one touchdown and 71 yards through the air.

The Ichabod defense was led by Evin Beck who had 12 tackles, Blake Meyer and Grant Gould each recorded 11. Gould's season total tackle was raised to 95. Fletcher Terrell had his fourth interception of the season.

In the game, the Ichabods gained 354 yards of total offense compared to 556 for the Mules.



Washburn's Sam Sissom had four receptions for 59 yards, with two touchdown receptions in the Ichabods' 47-21 loss to Central Missouri. It was Sissom's 11th and 12th touchdown receptions of the season.

WU	0	7	7	7	- 21
CMSU	9	24	14	0	- 47

Scoring Summary:

1st Quarter

12:11 CMSU - Coleman,Kegan 25 yd pass from Sangster,Jimmy (Starks,Brandon kick), 8-84 2:49, WU 0 - CMSU 7

03:36 CMSU - TEAM safety, WU 0 - CMSU 9

2nd Quarter

14:55 CMSU - Thompson,Lee 1 yd run (Starks,Brandon kick), 8-52 3:29, WU 0 - CMSU 16

08:49 CMSU - Thompson,Lee 3 yd run (Starks,Brandon kick), 5-67 0:34, WU 0 - CMSU 23

05:46 CMSU - Coleman,Kegan 40 yd run (Starks,Brandon kick), 4-52 1:18, WU 0 - CMSU 30

02:20 WU - Sissom,Sam 10 yd pass from Schuerman,Tyler (Sabel,Connor kick), 7-80 3:26, WU 7 - CMSU 30

00:01 CMSU - Starks,Brandon 35 yd field goal, 7-52 2:11, WU 7 - CMSU 33

3rd Quarter

07:16 CMSU - Coleman,Kegan 1 yd run (Starks,Brandon kick), 9-67 4:22, WU 7 - CMSU 40

02:20 CMSU - Conner,Jimmy 63 yd pass from Sangster,Jimmy (Starks,Brandon kick), 3-83 1:25, WU 7 - CMSU 47

00:08 WU - Sissom,Sam 2 yd pass from Schuerman,Tyler (Sabel,Connor kick), 8-80 2:12, WU 14 - CMSU 47

4th Quarter

01:17 WU - Odupitan,Mike 35 yd pass from Brill,Jordan (Sabel,Connor kick), 8-88 3:43, WU 21 - CMSU 47

Team Statistics:

	WU	CMSU
FIRST DOWNS	16	27
RUSHES-YARDS (NET)	34-178	50-309
PASSING YDS (NET)	176	247
Passes Att-Comp-Int	29-12-2	19-12-1
TOTAL OFFENSE PLAYS-YARDS	63-354	69-556
Fumble Returns-Yards	0-0	0-0
Punt Returns-Yards	1-1	3-28
Kickoff Returns-Yards	2-27	4-73
Interception Returns-Yards	1-1	2-33
Punts (Number-Avg)	5-37.0	3-33.7
Fumbles-Lost	1-0	3-0
Penalties-Yards	9-84	8-73
Possession Time	28:31	31:29
Third-Down Conversions	2 of 12	5 of 12
Fourth-Down Conversions	1 of 4	1 of 1
Red-Zone Scores-Chances	2-2	4-4
Sacks By: Number-Yards	0-0	0-0

RUSHING: Washburn-Mosley,Ra'Shaw 14-76; Bland,Rawshawn 4-51; Schuerman,Tyler 8-47; Brill,Jordan 2-19; Patterson,A.J. 4-18; McCann,Chris 1-minus 3; Ichabods 1-minus 30. Central Missouri-Coleman,Kegan 18-130; Thompson,Lee 15-109; Walker,Delanie 3-38; Bouknight,Jim 6-18; Landstra,Matt 1-12; Books,Jon 1-5; Sangster,Jimmy 4-5; Spiegel,Mike 1-2; Stowers,Keith 1-minus 10.

PASSING: Washburn-Schuerman,Tyler 7-22-2-61; Brill,Jordan 4-6-0-74; Lehman,Cason 1-1-0-41. Central Missouri-Sangster,Jimmy 10-16-1-221; Spiegel,Mike 2-2-0-26; TEAM 0-1-0-0.

RECEIVING: Washburn-Sissom,Sam 4-59; Tetuan,Jarod 2-21; Scott,Jeff 2-21; Odupitan,Mike 1-35; Lebahn,Jake 1-24; Lehman,Cason 1-8; Mosley,Ra'Shaw 1-8. Central Missouri-Conner,Jimmy 2-81; Heiskell,Jamison 2-45; Walker,Delanie 2-39; Coleman,Kegan 2-35; Hefner,Micah 1-17; Books,Jon 1-16; Vassor,Paul 1-9; Crosby,Covell 1-5.

INTERCEPTIONS: Washburn-Terrell,Fletche 1-1. Central Missouri-McPherson,John 1-11; Loren,Roy 1-22.

FUMBLES: Washburn-Schuerman,Tyler 1-0. Central Missouri-Conner,Jimmy 1-0; Stowers,Keith 1-0; Sangster,Jimmy 1-0.



TOPEKA - The Washburn Ichabods used a fourth quarter comeback for a 30-23 win over Missouri Western on homecoming and senior day in Yager Stadium. The Ichabods' Tyler Schuerman hooked up with Sam Sissom with 21 seconds remaining for the win. With the win, the Ichabods have lifted their record to 6-4, recording a winning season for the first time since 1999. The Ichabods' MIAA record now stands at 5-3, recording a winning season for the first time in conference play since joining the MIAA.

After the Griffons tied the score at 23 with 5:09 remaining, the Ichabods drove to the Griffon 23. The Ichabods attempted a 40-yard field goal, but it was blocked and the Griffons took over at their own 38. The Ichabod defense forced the Griffons into a three and out. After a 16-yard punt return to the Washburn 35, the Ichabods took over with 50 seconds on the clock.

The Ichabods Schuerman rushed for 22 yards to the Missouri Western 43. After a pass to Rashawn Bland to the 39 and a 23 yard pass to Sissom, the Ichabods had first down on the 16. The Ichabods stopped the clock. On a 2nd-and-10,

Schuerman hit Sissom for the winner.

When the Griffons tied the score at 23, the Ichabods' Jake LeBahn used all of his 6-foot-4 body to block the extra point that would have given the Griffons the lead at 24-23.

Missouri Western opened the scoring with a 23-yard field goal by Michael Cooper. The Ichabods responded by Ra'Shawn Mosley capping an 84-yard drive with a 5-yard touchdown run. Mosley finished the day with a career-high 170 yards on 26 carries and three touchdowns.

Schuerman had 69 yards rushing and was sacked three times. He was 15 of 29 for 202 yards passing. Sissom had five receptions for 72 yards. Mike Odupitan had four catches for 45 yards.

The Ichabod defense limited Missouri Western to 89 yards of total offense in the first half. Blake Meyer had a career-high 16 tackles in the win with eight solo stops. Grant Gould had 16 tackles for the Ichabods as well.



Washburn's Ra'Shawn Mosley rushed for a career-high 170 yards and three touchdowns in the Ichabods 30-23 win over Missouri Western on homecoming at Yager Stadium.

MWSC	3	7	0	13	- 23
WU	0	6	7	17	- 30

Scoring Summary:

1st Quarter

08:37 MWSC - Cooper, Michael 23 yd field goal, 9-39
4:04, MWSC 3 - WU 0

2nd Quarter

04:49 WU - Moseley, Ra'Shaw 5 yd run (Sabel, Connor kick blocked), 8-84 4:26, MWSC 3 - WU 6

04:33 MWSC - Brooks, Jarrett 93 yd kickoff return (Cooper, Michael kick), MWSC 10 - WU 6

3rd Quarter

10:32 WU - Moseley, Ra'Shaw 1 yd run (Sabel, Connor kick), 5-44 1:46, MWSC 10 - WU 13

4th Quarter

14:55 MWSC - Richardson, Nick 2 yd run (Cooper, Michael kick), 12-72 6:15, MWSC 17 - WU 13

11:33 WU - Moseley, Ra'Shaw 2 yd run (Sabel, Connor kick), 10-75 3:25, MWSC 17 - WU 20

08:50 WU - Sabel, Connor 27 yd field goal, 5-33 2:36, MWSC 17 - WU 23

05:09 MWSC - Cooper, Michael 1 yd run (Cooper, Michael kick blocked), 7-36 3:31, MWSC 23 - WU 23

00:21 WU - Sissom, Sam 16 yd pass from Schuerman, Tyler (Sabel, Connor kick), 6-65 0:29, MWSC 23 - WU 30

Team Statistics:

	MWSC	WU
FIRST DOWNS	16	25
RUSHES-YARDS (NET)	43-167	44-261
PASSING YDS (NET)	85	202
Passes Att-Comp-Int.	24-8-2	30-15-1
TOTAL OFFENSE PLAYS-YARDS	67-252	74-463
Fumble Returns-Yards	0-0	0-0
Punt Returns-Yards	3-103	4-47
Kickoff Returns-Yards	6-164	5-71
Interception Returns-Yards	1-0	2-47
Punts (Number-Avg)	6-39.2	6-41.5
Fumbles-Lost	2-1	0-0
Penalties-Yards	4-31	8-70
Possession Time	31:00	29:00
Third-Down Conversions	4 of 15	2 of 12
Fourth-Down Conversions	2 of 3	1 of 1
Red-Zone Scores-Chances	3-4	5-5
Sacks By: Number-Yards	3-21	1-5

RUSHING: Missouri Western St.-Burns, Jamison 13-47; Richardson, Nick 14-46; Westerberg, Kyle 8-29; Cooper, Michael 5-25; Hodge, Travis 1-18; Theus, LaMont 1-2; Burton, Michael 1-0. Washburn-Moseley, Ra'Shaw 26-170; Schuerman, Tyler 13-69; Bland, Rawshawn 4-15; Tetuan, Jarod 1-7.

PASSING: Missouri Western St.-Burton, Michael 5-15-1-65; Westerberg, Kyle 2-8-1-16; Cooper, Michael 1-1-0-4. Washburn-Schuerman, Tyler 15-29-1-202; Ichabods 0-1-0-0.

RECEIVING: Missouri Western St.-Brooks, Jarrett 2-16; Hale, Brandon 1-27; Schoonover, Jon 1-16; Griffin, Matt 1-10; Richardson, Nick 1-6; Theus, LaMont 1-6; Robinson, Gijon 1-4. Washburn-Sissom, Sam 5-72; Odupitan, Mike 4-45; Scott, Jeff 2-59; Hickel, Dustin 1-11; Hoytal, John 1-8; Bland, Rawshawn 1-4; Moseley, Ra'Shaw 1-3.

INTERCEPTIONS: Missouri Western St.-Burns, Andre 1-0. Washburn-Stuckey, Calvin 1-21; Terrell, Fletcher 1-26.

FUMBLES: Missouri Western St.-Burns, Jamison 1-0; Brown, Stephon 1-1. Washburn-None.