



**Washburn (7-4, 6-3 MIAA) vs
Northern State (6-4, 5-2 NSIC)**
Dec. 4, 2004 • Tiger Stadium • Excelsior Springs, Mo. • 1 p.m.



TODAY'S GAME

Kickoff: 1:00 p.m.

Radio: AM580 WIBW with Bruce Steinbrock (play-by-play), Mark Elliott (color) and Jamie Overocker (sideline)

Coaches: Craig Schurig is 15-18 in his third season at Washburn. He is 12-15 against the MIAA. Today's meeting is his first with Northern State.

Ken Heupel is in his seventh season as the Wolves head coach. He is 44-32 overall.

Tickets: Tickets are available by calling the Washburn ticket office at 785-231-1092 or by calling the Mineral Water Bowl at 816-580-3150. Tickets to the game are \$10.



The Game: The Washburn Ichabods will wrap up 2004 season, their most successful campaign since 1988, when they take on the Northern State Wolves in the Mineral Water Bowl. The Ichabods finished the regular season 7-4 and in third place in the MIAA with a 6-3 record. The Wolves were 6-4 this season and went 5-2 in the Northern Sun Intercollegiate Athletic Conference. Northern State finished in a tie for second with Bemidji State, but won the head-to-head meeting to advance to the Mineral Water Bowl. Washburn and Northern State will meet at new Tiger Stadium on the campus of Excelsior Springs High School will be the site of the 39th Mineral Water Bowl on Saturday, December 4th. It will be the first time the Mineral Water Bowl game has not taken place at Roosevelt Field, which has played host to every bowl game since 1948.



Sports Information Contacts: Washburn Sports Information Director - Gene Cassell • Email: gene.cassell@washburn.edu • Phone: 785-231-1010 x1791 • Yager Stadium Press Box: 785-231-1010 x1563. Northern State's Sports Information Director - Nick Kornder • Email: Nick.Kornder@northern.edu • Phone: 605-626-7748.



Ichabods on Radio: The game will be broadcast live on AM 580 WIBW - the new home of the Ichabods and Lady Blues. The game can also be heard on the internet at www.wusports.com by following the "Listen to the Game" links. Bruce Steinbrock will be the play-by-play voice of the Ichabods and former WU quarterback Mark Elliott will be the color analyst. Jamie Overocker will provide sideline reports.



The Coaches: Craig Schurig A new era in Washburn football began when Craig Schurig was named head coach of the Ichabod football program Dec. 28, 2001. Schurig is 15-18 in his third season as the Ichabod head coach and he is 12-15 against the MIAA. After two seasons as the Ichabods' head coach, Schurig has already made his mark at Washburn defeating arch-rival Emporia State in two of three meetings since taking over the Ichabods. The Ichabods improved two wins from the first season to the second season under Schurig finishing the 2003 season 5-6. After coaching for nearly a decade in a winning program, Schurig has brought the knowledge of success, a winning attitude and a new intensity to the Ichabod football program.

In each of his two seasons at Washburn, the Ichabods have had two MIAA Freshman

Final 2004 MIAA Standings

MIAA Overall

	PSU (1)	9-0. 13-0
	NWMSU (4)	8-1. 11-2
	WU	6-3. 7-4
	CMSU	5-4. 7-4
	MSSU	4-5. 5-6
	ESU	4-5. 5-6
	MWSC	4-5. 5-6
	UMR	2-7. 3-8
	TSU	2-7. 2-9
	SBU	1-8. 2-9

MIAA Results

Saturday, November 20

Colorado Mines 35 @ PSU 70 Final, in NCAA Division II Playoffs

Texas A&M-Kingsville 14 @ NWMSU 34 Final, in NCAA Division II Playoffs

Saturday, November 27

NWMSU 36 @ PSU 50 Final, in NCAA Division II Playoffs -- Quarterfinals

MIAA Schedule

Saturday, December 4

NCAA Division II Playoffs- Semifinals @ campus sites,

WU vs. Northern (S.D.) State, 1 p.m., @ Mineral Water Bowl, Tiger Stadium, Excelsior Springs, Mo.

Saturday, December 11

NCAA Division II Championship Game @ Florence, Ala.

of the Year and 16 players receive all-MIAA honors. He has been equally on task with players in the classroom with 29 Ichabods named to the MIAA Commissioner's Academic Honor Roll. Following the 2003 season, 16 were named to the honor roll, the most in one single season since joining the MIAA.

While under Schurig, the Ichabod football program has also seen sweeping changes in facilities with the improvements to Yager Stadium and equipment upgrades in the weight room.

Prior to working with the defensive backs, he worked three seasons with the Gorillas' tight ends.

While on the Gorillas coaching staff, Schurig was a part of an NCAA national finalist squad in 1995, four MIAA Championship teams and eight NCAA Division II playoff teams. He helped guide one of the top defenses in Division II including the top-ranked defensive squad in 1999.

Before arriving at Pittsburg State, Schurig spent the 1992 season as a volunteer assistant coach at his alma mater, Colorado School of Mines joining the Gorillas in 1993.

Schurig, a Willingboro, N.J., native, was a four-year letterman as a defensive back at Colorado Mines and was selected team captain as a senior. He earned second-team All-Rocky Mountain Athletic Conference honors as a senior. He graduated in 1987 with a bachelor's degree in petroleum engineering.

Schurig earned a master's degree in physical education at Pittsburg State in 1996. Craig and his wife, Louisa, have a daughter, Samantha, and two sons, Mitchell and Michael.

Northern State's head coach Ken Heupel is entering his seventh season at the helm of the Wolves Football Program, but he has been mentoring student-athletes at Northern State University for over 20 years. Heupel, 49, has a 44-32 overall record and a 27-16 NSIC record for his career. NSU has achieved an NSIC title, set 25 school individual or team records, and sent two players to the National Football League under Heupel's direction. Heupel was honored as the NSIC Coach of the Year following the 1999 season. In 2003 he directed the Wolves as they led NCAA Division II in total offense, averaging more than 530 yards per game.



The Ichabods last time out - Washburn 58, Missouri Southern 43 - Nov. 6, 2004: JOPLIN, Mo.

The Washburn Ichabod offense put up 490 yards of total offense in a 58-43 win at Missouri Southern Saturday afternoon.

The win gave Washburn a 7-4 record for the first time since 1988 and a 6-3 record in the MIAA for the first time in school history. Washburn finished third in the MIAA, their top mark in school history, and will likely be extended a Mineral Water Bowl invitation. The Mineral Water Bowl is Dec. 4 between the top MIAA and Northern Sun teams not to make the NCAA Division II playoffs.

The Ichabods got on the board first on Tyler Schuerman's 3-yard touchdown to Jeff Scott just over five minutes into the game. Mike Odupitan gave WU a 14-3 lead later in the first quarter with his first of three touchdowns from Schuerman with 2:39 left.

After Southern pulled within 14-6, Washburn reeled off 20 straight points by scoring three touchdowns in the second quarter. Odupitan had two touchdown catches and Rawshawn Bland added a 2-yard touchdown run to make it 34-6 with 3:50 left in the opening half.

Southern responded with an 85-yard touchdown on Demarcus Mathes' punt return and added a field goal as time expired to make it 34-17 at the half.

The Lions scored first in the second half to pull within 34-23 on Nathan Emert's 15-yard touchdown pass to Cody Hilburn on their opening drive.

Ra'Shawn Mosely scored on Washburn's first offensive play of the second half by scampering 63 yards for a touchdown. Sam Sissom added a punt return for a touchdown with 1:50 left in the third. Sissom's return went 66 yards for the score to make

About the Wolves



General Information

LocationAberdeen, South Dakota
 Founded 1901
 Enrollment3,000
 NicknameWolves
 School ColorsMaroon & Gold
 Field (Capacity)Swisher Field (6,000)
 SurfaceNatural Grass
 ConferenceNorthern Sun Intercollegiate
 PresidentDr. Patrick J. Schloss
 Athletic DirectorBob Olson
 Athletic Department Phone605-626-3336

Football History

First year of football 1902
 All-time record500-316-32
 Number of Years in NCAA PlayoffsNone
 Last Playoff Appearance1988 (NAIA)
 ResultPittsburg State (Kan.) 38, NSU 14

Coaching Staff

Head Coach:Ken Heupel (NSU, 1983)
 Record at NSU44-32 (7th year)
 Career Recordsame
 Football Office Phone605-626-2543
 Assistant Head CoachJerry Dominguez
 Assistant Coaches:Justin Iske (OC/OL),
 Jerry Dominguez (DC), Derek Gackle (WR), Jason
 Melcher (DL), Tyre Smith (RB), Justin Rice (TE/
 ST), Justin Briesse (LB), Jake Parten (QB), Maia
 Tupou (DL), Amberly Stephen (FB- OP)
 2003 Record7-4
 Conference Record (Finish)5-3 (T-Fourth)
 Offensive Starters Returning/Lost5/6
 Defensive Starters Returning/Lost6/5
 Special Teams0/1
 Lettermen Returning/Lost27/17

Sports Information Office

Athletic Media Relations Director . . Nick Kornder
 AMR Office Phone605-626-7748
 AMR Fax605-626-3315
 Web Sitewww.northern.edu/athletics

it 51-29.

Southern responded again with back-to-back touchdowns on passes by Emert. Dustin Bromley caught a 7-yard touchdown before Hilburn added a 36-yard score to pull the Lions within 51-43.

Sissom closed the door on the Lions at the 5:38 mark by hauling in his 14th touchdown reception of the season on a 14-yard strike from Schuerman to help Washburn pull away 58-43.

Schuerman finished with 257 yards on 13 of 20 passing and five touchdowns, while Odupitan had 138 yards in five catches with three scores. Schuerman broke Barry Griffiths record for touchdowns for a season (23) with his mark of 24. Moseley rushed 31 times for 168 yards and a touchdown and became the third Ichabod to rush for 1,000 yards with 1,054 this season.

Fletcher Terrell led the Washburn defense with 14 tackles, four pass break ups and a fumble recovery. Evin Beck added 10 tackles and recorded his first career interception.



Washburn/Northern State Series Notes: Today's meeting is the first in the series between the Ichabods and the Wolves.



Talking about the Wolves - Last time out - 11/6/04 vs Southwest Minnesota State - Northern State 44, Southwest Minnesota State 9.

Minneapolis, Minn. - Toby Korrodi threw for 251 yards and three touchdowns as Northern State kept its Mineral Water Bowl hopes alive with a 44-9 victory over Southwest Minnesota State Saturday in the Metrodome Classic. Winona State defeated Concordia St. Paul 49-41, giving NSU the tie-breaker over Bemidji State to get the bid to the 2004 Mineral Water Bowl. The Wolves (6-4, 5-2) had to win and Concordia-St. Paul has to lose to No. 6 Winona State for Northern State to advance to the Dec. 4 game in Excelsior Springs, Mo.

The win was the 13th straight for Northern State over Southwest Minnesota State (5-6, 3-4), while the loss prevented Mustang coach Eric Eidsness from having the best first-year record by any coach in school history. Southwest Minnesota State has not had a winning season since 1999.

In addition to Korrodi's three touchdown scores, Rudy Jones scored on a 5-yard run and Anthony Hirsch added a 31-yard interception return to secure the victory.

Heupel said that Korrodi may get much of the hype, but that the sophomore signal caller knows it is a team game.

Northern State scored first midway through the opening quarter as Korrodi found Tavis Ve'e alone in the flat for a 10-yard score.

Southwest Minnesota State was fortunate the score was not much worse after 15 minutes. A blocked punt and a fumbled kickoff return gave Northern State excellent field position deep in the Mustang end, but the Wolves could do no better than a Clinton Arial field goal each time. He also added a 25-yarder in the final quarter.

Korrodi hit Kevin Covington from 4 yards out early in the second quarter for a 20-0 halftime lead.

About the only thing that went right for Southwest Minnesota State in the opening half was the recovering of an onside kick to start the game. However, the subsequent drive ended when a 49-yard field goal attempt by Eric Oldenkamp fell short.

Southwest also put together a nine-minute drive to start the second half, but came away empty-handed when Oldenkamp's 32-yard field goal was wide left.

Six plays later it was 27-0 Northern State after a defender slipped covering Travis Heitmann, and the senior was wide open for a 45-yard score.

After the Mustang defense recorded a safety when Jones was tackled by Kyle Morrow in the end zone early in the final quarter, the offense marched down the field

NORTHERN STATE SERIES NOTES

Today's Meeting is the first in school history.

Northern Sun Intercollegiate Conference Standings



	NSIC	Overall
1. Winona State*	7-0	10-2
2. Bemidji State	5-2	8-3
Northern State	5-2	6-4
4. Concordia-St. Paul	4-3	7-4
5. SW Minnesota State	3-4	5-6
6. Minnesota-Crookston	2-5	2-8
Wayne State	2-5	3-8
8. MSU Moorhead	0-7	0-11
*2004 NSIC Champion		

and scored when Chase Hillesheim crossed the goal line on a 3-yard run.

However, Jones and Hirsch scored their points 50 seconds apart in the final three minutes to conclude the scoring.

Jones finished with 71 yards on 14 carries.



Washburn Football History

Washburn is 458-530-44 in its 114th year of college football.



A Washburn win over Northern State would . . .

- would lift the Ichabods to 459-530-44 in its football history
- would be the first win over Northern State in the series
- would be the Ichabods seventh win in the last 11 seasons in Joplin
- would give the Ichabods a 8-4 overall record
- would give the Ichabods their first eight-win season since 1986 when the team finished the season 8-3 — in addition, there have only been eight wins in a season six teams (1906, 1907, 1964, 1974, 1983 and 1986)
- would be the Ichabods first postseason win since a 27-8 victory in the Aztec Bowl over the Mexican All-Stars on Nov. 29, 1986 (the win does not count in the overall record from that season)
- would be the first win against collegiate competition since a 21-7 win over Millikin (Mich.) in the Boot Hill Bowl on Nov. 23, 1974



A Washburn loss to Northern State would . . .

- would drop the Ichabods to 458-531-44 in its football history
- would be the Ichabods' first loss to Northern State in the series
- would give the Ichabods a 7-4 overall record
- would be the Ichabods second straight postseason loss against collegiate competition after falling to Arkansas-Monticello in the first round of the NAIA Playoffs on Nov. 20, 1988 by a score of 20-13



A look back to Washburn's win over Missouri Southern . . . the win

- lifted the Ichabods to 458-530-44 in its football history
- was the Ichabods' second straight win over Missouri Southern
- improved the Ichabods to 14-20-2 all-time against the Lions
- was the Ichabods seventh win in the last 11 seasons in Joplin
- was the Ichabods sixth win in the last seven games over the Lions
- gave the Ichabods a 7-4 overall record and 6-3 record in the MIAA
- gave the first time the Ichabods recorded seven wins in a season since 1988
- secured third place in the MIAA for the Ichabods, their highest finish since joining the MIAA - the previous high finish was a tie for fifth in the 1990 season (4-6/4-5 MIAA) and the 1999 season (6-5/4-5 MIAA)



Ichabod team charts:

- The 1,965 rushing yards for the Ichabods this season would rank seventh on the all-time chart. The school record for most rushing



yards in a season is 2,580 set in 2000.

- The 2,591 passing yards for the Ichabods this season would rank third on the all-time chart. The school record for the most passing yards in a single season is 2,924 set in 1980.
- The 4,556 total offensive yards for the Ichabods this season would rank second on the all-time chart, needing only 20 yards to break the school record of 4,575 set in 2000.
- The school record for most points in a season was 347, this season the Ichabods have scored 371.



Other Ichabod team records set or close to being set this season:

- The Ichabods have broken the school record for most completions in a season with 183. The record was set in 1980. This season the Ichabods have completed 187 passes.
- The 345 pass attempts this season have tied the school record from 1980.
- The Ichabods have 4,556 yards in total offense this season. The school record is 4,575 set in 2000.



Six degrees of separation:

- Ichabod offensive coordination Brian Miller coached at Northern State for one season in 1995 as the special teams coordinator, defensive line and running backs
- Miller coached in the Northern Sun Conference from 1995 to 2001. He coached at Northern State in 1995 and was the Minnesota Crookston offensive coordinator from 1996 to 2001.
- Miller also coached Northern State's sports information director Nick Kornder, who played at Minnesota-Crookston for three

years before coaching with Kornder for a season in 2001. Kornder was a teammate of Washburn graduate assistant Justin Schreiber at Crookston as well.



Schuerman continues quest of rewriting Washburn and MIAA record books:

Following are records that Ichabod senior quarterback Tyler Schuerman has tied for is close to breaking. Also listed are his standings in the MIAA career charts.

- Schuerman already owns Washburn records for the following:
 - Passing touchdowns: 49 (old record 33 - Dustin Hickel, 01-present)
 - Passing yards: 6,125 (old record 5,527 - Joe Schartz, 1993-96)
 - Total Offensive Yards: 7,869 (old record 6,622 - Joe Schartz, 1993-96)
 - Total offensive touchdowns: 74 (old record 54 - Joe Schartz, 93-96)
 - Rushing touchdowns by a freshman, set in 2000: 16 (tied with Trent Hearn, who rushed for 16 in 2003)
 - Passing yardage by a freshman, set in 2000: 1,936 yards
- He is close to the following records:
- Schuerman has taken part in 1,227 plays as an Ichabod (423 rushing attempts and 773 passing attempts). The old school record for total offensive plays was 1,223, held by Joe Schartz.
 - His 6,125 passing yards ranks him 10th on the MIAA's career chart (in regular season games only).
 - His 7,869 total offensive yards ranks him fifth on the MIAA career chart (in regular season games only).
 - His 52.6 percent completion percentage for his career would place him atop Washburn's all-time list. The pass completion

2004 Starting Lineups

Offense	TE	LT	LG	C	RG	RT	WR	WR	QB	FB	TB	PK
CSM	J. Scott	Barrett	Sué	Durler	Kelley	Holland	Sissom	Oduptian	Schuerman	Bland	Hearn	Sabel
LU	J. Scott	Barrett	Sué	Durler	Kelley	Holland	Sissom	Oduptian	Schuerman	Bland	Mosley	Sabel
ESU	J. Scott	Barrett	Sué	Durler	Kelley	Holland	Sissom	Oduptian	Schuerman	Bland	Hearn	Sabel
at TSU	J. Scott	Barrett	Sué	Durler	Kelley	Holland	Sissom	Oduptian	Schuerman	Bland	Hearn	Sabel
NWMSU	J. Scott	Barrett	Sué	Durler	Kelley	Holland	Sissom	Oduptian	Schuerman	Bland	Hearn	Sabel
at PSU	J. Scott	Barrett	Sué	Durler	Kelley	Holland	Sissom	Oduptian	Brill	Bland	Hearn	Sabel
SBU	J. Scott	Barrett	Sué	Durler	Kelley	Holland	Sissom	Oduptian	Schuerman	Bland	Mosley	Sabel
at UMR	J. Scott	Barrett	Sué	Durler	Kelley	Holland	Sissom	Oduptian	Schuerman	Bland	Mosley	Sabel
at CMSU	J. Scott	Barrett	Sué	Durler	Kelley	Holland	Sissom	Oduptian	Schuerman	Bland	Mosley	Sabel
MWSC	Hoytal	Barrett	Sué	Durler	Kelley	Holland	Sissom	Hickel	Schuerman	Bland	Mosley	Sabel
at MSSU	J. Scott	Barrett	Sué	Durler	Kelley	Holland	Sissom	Oduptian	Schuerman	Bland	Mosley	Sabel

Defense	DE	DT	DT	DE	OLB	ILB	ILB	OLB	DB	DB	FS	P
CSM	Hemmerling	Bull	Nichols	Moyer	Looney	Gould	Ev. Beck	Corcoran	Terrell	Stuckey	Ewy	Massey
LU	Hemmerling	Bull	Nichols	Huenefeld	Looney	Gould	Ev. Beck	Corcoran	Terrell	Stuckey	Ewy	Massey
ESU	Hemmerling	Bull	Nichols	Moyer	Looney	Gould	Ev. Beck	Corcoran	Terrell	Stuckey	Ewy	Massey
at TSU	Hemmerling	Bull	Nichols	Moyer	Looney	Gould	Ev. Beck	Corcoran	Terrell	Stuckey	Ewy	Massey
NWMSU	Birt	Hemmerling	Lewis	Huenefeld	Looney	Gould	Ev. Beck	Corcoran	Terrell	Stuckey	Ewy	Massey
at PSU	Birt	Hemmerling	Lewis	Huenefeld	Looney	Gould	Ev. Beck	Corcoran	Terrell	Stuckey	Ewy	Massey
SBU	Birt	Hemmerling	Lewis	Huenefeld	Looney	Gould	Ev. Beck	Corcoran	Terrell	Stuckey	Ewy	Massey
at UMR	Birt	Hemmerling	Lewis	Huenefeld	Looney	Gould	Ev. Beck	Corcoran	Terrell	Stuckey	Meyer	Massey
at CMSU	Birt	Hemmerling	Lewis	Huenefeld	Looney	Gould	Ev. Beck	Corcoran	Terrell	Stuckey	Meyer	Massey
MWSC	Birt	Hemmerling	Lewis	Huenefeld	Looney	Gould	Ev. Beck	Corcoran	Terrell	Stuckey	Meyer	Massey
at MSSU	Birt	Hemmerling	Lewis	Huenefeld	Looney	Gould	Ev. Beck	Corcoran	Terrell	Stuckey	Meyer	Massey

MIAA Career Charts

Career Passing (Regular Season Games)

1. Kasey Waterman, MWSC 1998-2001	9,846 yards
2. Eric Howe, TSU 1998-2001	9,097 yards
3. Paul Kaiser, CMSU 1993-95, 97	7,233 yards
4. Matt Cook, MSSU 1989-93	6,715 yards
5. Tyler Schuerman, WU 2000-04	6,125 yards

Career Passing (All Games)

1. Kasey Waterman, MWSC 1998-2001	10,025 yards
2. Eric Howe, TSU 1998-2001	9,097 yards
3. Chris Greisen, NWMSU 1995-98	7,446 yards
4. Paul Kaiser, CMSU 1993-95, 97	7,233 yards
5. Matt Cook, MSSU 1989-93	6,830 yards
6. Jeff Frost, TSU 1987-90	6,676 yards
7. Scott Loveland, CMSU 1986-88	6,547 yards
8. Jeff Phillips, CMSU 1986-88	6,294 yards
9. Tom Hayes, TSU 1981-83	6,276 yards
10. John McMenamin, NWMSU 1999-2002	6,225 yards
Tyler Schuerman, WU 2000-04	6,125 yards

Career Total Offense (Regular Season Games)..... pass/rush

1. Kasey Waterman, MWSC 1998-2001	9,846/28=9,874 yards
2. Eric Howe, TSU 1998-2001	9,097/-57=9,040 yards
3. Josh Chapman, MSSU 1999-2002	5,568/3,233=8,801 yards
4. Neal Philpot, PSU 2001-04	8,800 yards
5. Tyler Schuerman, WU 2000-04	1,744/6,125=7,869 yards
6. Paul Kaiser, CMSU 1993-95, 97	7,233/320=7,553 yards
7. Brian Shay, ESU 1995-98	0/6,958=6,958 yards

Career Total Offense (All Games)..... pass/rush

1. Kasey Waterman, MWSC 1998-2001	10,025/31=10,056 yards
2. Neal Philpot, PSU 2001-04	5,622/3,967=9,589 yards
3. Eric Howe, TSU 1998-2001	9,097/-57=9,040 yards
4. Josh Chapman, MSSU 1999-2002	5,568/3,233=8,801 yards
5. Tyler Schuerman, WU 2000-04	1,744/6,125=7,869 yards
6. Chris Greisen, NWMSU 1995-98	7,446/117=7,563 yards



record for a career is 51.0 held by Mike Atkins.

•His 1,744 rushing yards places him sixth on the Washburn's all-time chart.

•He has scored 25 touchdowns totaling 150 points, which ranks fifth on Washburn's career charts.



Sam Sissom Sizzlin' the record books:

Junior wide receiver Sam Sissom became only the fourth Ichabod to go over the 2,000-yard mark in receiving yards for a career.

➔He lifted his total to 2,073 career yards and against the Lions he caught his 32st career touchdown pass of his career.

The MIAA record for regular season games (not counting playoff games) is 35 currently by Northwest Missouri State senior Jamaica Rector who caught his 34th and 35th in the season finale.

➔His 134 catches is tied for second on the all-time chart.

➔Sissom's 92 points this season is the fourth highest single-season total.

➔Sissom's 202 points for his career his the third highest in Washburn history.

➔Sissom has averaged one touchdown reception per game in his 32-game career as an Ichabod.

➔Sissom's 2,167 career receiving yards is third on the all-time chart.

➔Sissom's 893 yards is the sixth highest single-season total in school history and his 54 receptions is the fourth highest single-season total in school history.

➔Sissom's has averaged 13.1 yards per punt return this season. The season record is 15.3 yards per return set in 1998 by Colon McNeal.



'Bods and Ends:

•Joe Corcoran lifted his career total tackles to 321. The career tackle record of 349 held by Tony Scollieri who played from 1994-97.

•Grant Gould raised his career total to 320 against Missouri Western. Only Scollieri (349), Matt Cahill (323, playing from 1979-82) and Corcoran have recorded more than 300 in their career. He also has 116 tackles this season. He became the 10th Ichabod in school history to hit the century mark in tackles in a single season.

•Gould has tied the assisted tackles single season record of 67 held by Corcoran, who set the mark in 2002.

•Curtis Massey, lead the MIAA in punting with a 41.9 yards per punt average. He is ranked eighth in NCAA Division

2004 Players of the Week as selected by Ichabod Coaching Staff

Game	Off. Skill	Def. Skill	Special Teams	Off. Line	Def. Line	Work Team Off.	Work Team Def.	Big Hit
CSM	Sam Sissom, WR	Fletcher Terrell, DB	Curt Massey, P Chris Brown, LB	Jeff Scott, TE	Grant Gould, LB	Kyle Hainline, OL	Eric Lawrence, DE	Chris Brown, LB
LU	Rawshawn Bland, FB	Henry Talley, DB	Curt Massey, P Jarod Tetuan, WR	Matt Durler, C	Mitch Birt, DE	Brandon Walker, QB	Myckel Neal, LB	Erin Beck, DB
ESU	Sam Sissom, WR	Grant Gould, LB	Curt Massey, P Cason Lehman, PK	Bryce Kelley, G	Trey Lewis, DL	Jeremy Assal, FB	Nick Svoboda, DE	Calvin Stuckey, DB
TSU	Mike Odupitan, WR	Calvin Stuckey, DB	Jarod Tetuan, KR Terrell Cobb, LB	Tyrone Barrett, OL	Zach Hemmerling, DE	Josh Lamb, RB	Justin Knutzen, DE	Chris Brown, LB Taurence Minikwu, LB
NWMSU	Jeff Scott, TE	Evin Beck, LB	Mike Odupitan, KR Mike Gonzales, LB	Rudy Sué, G	Mitch Birt, DE	Matt Brown, WR	Joe Leiker, LB	Fletcher Terrell, DB Terrell Cobb, LB
PSU	Ra'Shawn Mosley, RB	Fletcher Terrell, DB	Jarod Tetuan, KR Chris Brown, LB	Matt Durler, C	Blake Nichols, DL	David Becker, OL	James Jackson, DL	Chris Brown, LB
SBU	Sam Sissom, WR	Josh Looney, LB	Erin Beck, LB Chris Brown, LB	Matt Durler, C	Cody Huenefeld, DL	Andy Kavanaugh, OL	Myckel Neal, LB	Josh Looney, LB Terrell Cobb, LB
UMR	Tyler Schuerman, QB	Fletcher Terrell, DB	Jeff Scott, TE Terrell Cobb, LB	Tyrone Barrett, OL	Trey Lewis, DE	Kyle Kruger, QB	Steve Schuster, DB	Blake Meyer, FS
CMSU	Ra'Shawn Mosley, RB	Calvin Stuckey, DB	Joe Corcoran, LB Tramaine Young, DB	Jim Holland, OL	Trey Lewis, DE	Josh Lamb, RB	Xavier Beckford, DB	Terrell Cobb, LB
MWSC	Ra'Shawn Mosley, RB	Blake Meyer, FS	Jake LeBahn, WR Chris Brown, LB	Rudy Sué, G	Cody Huenefeld, DL	Andy Kavanaugh, OL	Kyle Hainline, OL	Ra'Shawn Mosley, RB
MSSU	Tyler Schuerman, QB	Evin Beck, LB	Curtis Massey, P Sam Sissom, PR	Jim Holland, OL	Nick Bull, DL	Mark Scott, TE	Kyle Carter, LB	Mike Odupitan, WR Terrell Cobb, LB
NSU								



II.

•Ra'Shawn Mosley became the third Ichabod to rush for 1,000 for the season after he raised his total to 1,054 against Missouri Southern. In doing so, he became the second Ichabod to reach 1,000 yards in as many seasons. Trent Hearn rushed for 1,116 yards last season. It is the first time in school history the Ichabods have a 1,000 yard rusher in back-to-back seasons. Mosley would be only the third Ichabod to reach 1,000 yards behind Hearn and the school's all-time leading rusher, Dino DeLisa.



Eleven Ichabods receive all-MIAA Honors

OVERLAND PARK, Kan. - The Mid-America Intercollegiate Athletics announced Tuesday that 11 members of the Washburn football team earned All-MIAA honors for the 2004 season. Washburn went 7-4 and is in postseason play for the first time since 1988 with a Mineral Water Bowl Berth.

Junior punter Curtis Massey was the only Ichabod to earn first team honors after leading the MIAA with a 41.9 yard punting average. Massey, an Arkansas City, Kan. native and Coffeyville Community College transfer, had 13 punts downed inside the 20 yard line.

Junior wide receiver Sam Sissom, junior offensive guard Rudy Su'e, sophomore defensive lineman Trey Lewis and sophomore cornerback Fletcher Terrell were named to the second team.

Sissom, a Kansas City, Mo. native, is fifth in the MIAA with 81.2 receiving yards per game and seventh in scoring with 92 points (15 TDs, 2 2-point conversions).

Su'e, a San Diego, Calif. native and transfer from East Central (Miss.) College, started all 11 games for an Ichabod offensive line that anchored an offense that scored 33.7 points a game and averaged 414.2 yards of total offense.

Lewis, a Topeka, Kan. native, had 29 tackles (three for loss), a fumble forced, a fumble recovery and blocked a kick. He also had one sack on the season and was named Washburn's Defensive Lineman of the Week three times this season.

Terrell, a Minnetonka, Minn. native and transfer from Butler County Community College, made 53 tackles and had a team-high five interceptions and 13 pass break-ups. He also forced and recovered a fumble.

Junior quarterback Tyler Schuerman, freshman running back Ra'Shawn Moseley, sophomore wide receiver Mike Odupitan, junior fullback Rawshawn Bland, senior offensive tackle Tyrone Barrett and junior linebacker Grant Gould earned honorable mention honors.

Schuerman, a Riverview, Fla. native, broke the single season record for passing touchdowns with 24 this season and averaged 224.5 yards of total offense. He connected on 136 of 251 passes with only six interceptions for 1908 yards. He also rushed for 337 yards.

Moseley, a San Antonio, Texas native, became the third

1,000 yard rusher in Washburn history with 1,054 yards on 203 carries and 11 touchdowns. His 11 rushing touchdowns rank him fifth in single season history.

Odupitan, a Lake Worth, Fla. native, caught 48 passes for 697 yards and nine touchdowns. He caught three touchdowns in the season finale at Missouri Southern. and a game-winner against SBU Oct. 9.

Bland, a Lewisville, Texas native, started all 11 games and rushed for 149 yards in just 35 carries and threetouchdowns.

Barrett, a Bellglade, Fla. native, started all 11 games and helped anchor an offensive line that is on pace to break the school record in points scored per game with 33.7 points a game.

Gould, a Topeka, Kan. native, led the Ichabods with 116 tackles (four for loss) and had one interception and a pass break up. His tackle total ranks fifth all-time in single season history.

ALL MIAA SELECTIONS

First team - Curtis Massey, JR, P

Second team - Sam Sissom, JR, WR; Rudy Su'e, JR, LG; Trey Lewis, SO, DT; Fletcher Terrell, SO, CB

Honorable Mention - Tyler Schuerman, SR, QB; Ra'Shawn Moseley, FR, RB; Mike Odupitan, SO, WR; Rashawn Bland, JR, FB; Tyrone Barrett, SR, LT; Grand Gould, JR, LB



Up next: The Ichabods will open the 2005 season on the road in Golden, Colo. against Colorado School of Mines. The Orediggers reached the regional semifinals in the NCAA Division II Playoffs going 12-1 after falling to Pittsburg State 70-35 in their final game on Nov. 20. The series will have two more games as the Orediggers will return to Topeka in the 2006 season and the Ichabods will travel back to Colorado for a game in 2007.



Ichabods in postseason appearances

The Washburn Ichabods have appeared in three bowl games and two NAIA postseason game. The Ichabods are 3-2 in postseason appearances. Following are the games the Ichabods have appeared in and a postseason record book for Washburn. The Aztec Bowl is not counted in the postseason records as the bowl game was considered an exhibition game and not counted in the Ichabods overall win-loss record for the 1986 season.

Nov. 30, 1974

**Boot Hill Bowl • Dodge City, Kan.
Washburn 21, Millikin (Ill.) 7**

	1	2	3	4	F
WU	0	14	0	7	- 21
MC	0	0	7	0	- 7

Scoring Summary

2nd Quarter

WU – 12:37 – Jim Hastings, 34 yard fumble return (kick failed); WU 6-0
WU – 0:23 – John Hodnefield, 9 yard pass reception from Mike Grogan (pass failed); 9 plays, 33 yard drive; WU 12-0
WU – 0:16 – WU records safety; WU 14-0

3rd Quarter

MC – 6:38 – Knoteck, 37 yard pass from Rockford (Hanley kick); 41 yard drive, 8 plays; WU 14-7

4th Quarter

WU – 7:06 – Ray Gerstenkorn, 1 yard run (Kraus kick); 38 yard drive, 3 plays; WU 21-7

In Larry Elliott's first season as the Ichabods head coach, he leads them to their first bowl game. Washburn senior defensive end Don McGlinn is honored as the defensive player of the game. Freshman quarterback Mike Grogan is named offensive player of the game after completing 7-of-16 passes for 80 yards and a touchdown to John Hodnefield. Gary Yager rushed for 57 yards on 22 carries and Rick Benke had five receptions for 50 yards.

Nov. 20, 1976

**Boot Hill Bowl • Dodge City, Kan.
Benedictine 29, Washburn 14**

	1	2	3	4	F
WU	0	7	7	0	- 14
BC	13	0	13	3	- 29

Scoring Summary

1st Quarter

BC – 7:36 – Brandt 9 yard pass from Durkin (Shaw kick); 11 play, 64 yard drive; BC 7-0

2nd Quarter

BC – 1:24 – Hertling 1 yard run (Shaw kick failed); 9 play, 50 yard drive; BC 13-0

WU – 2:25 – Clarence Taylor 63 yard pass from Brent Cripps (Cassin kick); 4 play, 69 yard drive; BC 13-7

3rd Quarter

WU – 12:25 – Clarence Taylor 54 yard run (Cassin kick); 1 play, 54 yard drive; WU 14-13

BC – 8:09 – Shaw 31 yard field goal; 13 play, 60 yard drive; BC 16-14

BC – 6:05 – Hertling 7 yard run (Shaw kick); 4 play, 22 yard drive; BC 23-14

BC – 0:31 – Shaw 37 yard field goal; 7 play, 36 yard drive; BC 26-14

4th Quarter

BC – 7:54 – Shaw 31 yard field goal; 12 play, 51 yard drive; BC 29-14

Benedictine's Keith Hertling rushed for 209 yards and two touchdowns as Raven head coach George Tardiff defeated Washburn 29-14. Tardiff would later become the Ichabods head coach in 1983. Keith Hertling would also later become an assistant coach at Washburn during the 1983 and 1984 seasons. Clarence Taylor rushed for 118 yards on 12 carries with one touchdown for the Ichabods.


Dec. 6, 1986
NAIA Quarterfinals • Pittsburg, Kan.
Pittsburg State 58, Washburn 24

	1	2	3	4	F
WU	10	0	7	7	- 24
PSU	0	17	14	27	- 58

Scoring Summary
1st Quarter

WU – 11:20 – Lee Williams 27 yard run (Kresic kick); 6 play, 51 yard drive; WU 7-0

WU – 6:46 – Nick Kresic 32 yard field goal; 6 play, 50 yard drive; WU 10-0

2nd Quarter

PSU – 9:53 – Allen 70 yard pass from Stegeman (Bowman kick); 2 play, 77 yard drive; WU 10-7

PSU – 5:46 – Weathers 11 yard run (Bowman kick); 3 play, 28 yard drive; PSU 14-10

PSU – 0:02 – Bowman 36 yard field goal; 12 plays, 54 yard drive; PSU 17-10

3rd Quarter

PSU – 11:32 – Weathers 4 yard run (Bowman kick); 7 play, 49 yard drive; PSU 24-10

WU – 10:00 – Lorenza Rayford 57 yard run (Kresic kick); 3 play, 65 yard drive; PSU 24-17

PSU – 2:22 – Stegeman 3 yard run (Bowman kick); 3 play, 18 yard drive; PSU 31-17

4th Quarter

PSU – 10:41 – Weathers 5 yard run (Bowman kick); 8 play, 92 yard drive; PSU 38-17

PSU – 8:14 – Stegeman 4 yard run (Bowman kick); 4 play, 22 yard drive; PSU 45-17

PSU – 6:50 – Meek 57 yard pass reception from Campbell (Bowman kick); 1 play, 57 yard drive; PSU 52-17

PSU – 6:09 – LeWallen 3 yard run (kick failed); 2 play, 30 yard drive; PSU 58-17

WU – 3:57 – Ken Schmanke 15 yard pass reception from Jim Benard (Kresic kick); 5 play, 65 yard drive; PSU 58-24

In their second meeting of the season, the Washburn Ichabods fell to Pittsburg State 58-24 in the quarterfinals of the NAIA playoffs. In what came to be known as the "Dry Field Game" in Pittsburg State circles, the Ichabods jumped out to an early 10-0 lead at the end of the first quarter, but the Gorillas would scored 24 unanswered points to take a 31-10 lead. The Gorillas would add another 27 points in the fourth quarter to put the game out of reach for the Ichabods. The Ichabods had 397 yards in total offense compared to 459 by Pittsburg State.

Dec. 20, 1986
Aztec Bowl • Mexico City, Mexico
Washburn 27, Mexican All Stars 8

	1	2	3	4	F
WU	7	7	10	3	- 27
MAS	0	0	0	8	- 8

Scoring Summary -- none available

Playing in his final game in an Ichabod uniform, Jim Benard passed for 279 yards and ran for a touchdown as the Ichabods won 27-8.

Nov. 27, 1988
NAIA Quarterfinals • Monticello, Ark.
Arkansas-Monticello 20, Washburn 13

	1	2	3	4	F
WU	7	3	0	3	- 13
UAM	6	0	6	8	- 20

Scoring Summary
1st Quarter

WU – 14:15 – Troy Slusser 64 yard pass from Barry Griffiths (Dave Ruder kick); 2 play, 73 yard drive; WU 7-0

UAM – 12:13 – Rochelle 63 yard run (kick failed); 4 play, 79 yard drive; WU 7-6

2nd Quarter

WU – 3:47 – Dave Ruder 22-yard field goal; 15 play, 75 yard drive; WU 10-6

3rd Quarter

UAM – 5:36 – Rochelle 1 yard run (pass failed); 9 play, 64 yard drive; UAM 12-10

4th Quarter

WU – 11:17 – Dave Ruder 36-yard field goal; 10 play, 59 yard drive; WU 13-12

UAM – 7:55 – Rochelle 26 yard run (Rochelle run); 7 play, 56 yard drive; UAM 20-13

The Ichabods jumped out to an early 7-0 lead 45 seconds into the game as Barry Griffiths hit Troy Slusser for a 64 yard touchdown pass. The Boll Weevils of Arkansas-Monticello came right back as UAM's Rochelle rushed for the first of his three touchdowns on the afternoon on a 63-yard run. He would finish with 139 yards rushing while passing for 38 more.

Dave Ruder kicked field goals of 22- and 36- yards in the game to close out the Washburn scoring.

Slusser finished the afternoon with five receptions for 118 yards and one touchdown. Les Williams had 107 yards on the ground on 27 carries and Griffiths passed for 192 yards completing 10 of 28 passes with four interceptions and one touchdown pass.

Wade Dennis and Troy Drenth each led the Ichabod defense with 13 tackles.

ICHABODS IN POSTSEASON HISTORY - POSTSEASON RECORD BOOK



Records do not include Aztec Bowl

Games - 4 (bowl games and postseason games included)

Record - 1-3

11/30/74 - Boot Hill Bowl

Washburn 21, Milikin (Ill.) 7

11/20/76 - Boot Hill Bowl

Benedictine 29, Washburn 14

12/6/86 - NAIA Quarterfinals

Pittsburg State 58, Washburn 24

12/20/86 - Aztec Bowl

Washburn 27, Mexican All-Stars 8

11/27/88 - NAIA Quarterfinals

Arkansas-Monticello 20, Washburn 13

BY WASHBURN

Most First Downs .20, vs Pittsburg State, 12/6/86
 Fewest First Downs . 8, vs Benedictine, 11/20/76
 Most Yards Rushing193, vs Pittsburg State, 12/6/86

Fewest Yards Rushing . .103, vs Ark-Monticello, 11/27/88

Most Carries39, vs Milikin, 11/30/74

Fewest Carries32, vs Pittsburg State, 12/6/86

Most Yards Passing204, vs Pittsburg State, 12/6/86

Fewest Yards Passing 98, vs Benedictine, 11/20/76

Most Passing Attempts . . .36, vs Pittsburg State, 12/6/86

Fewest Passing Attempts . . .14, vs Benedictine, 11/20/76

Most Passing Completions . . .18, vs Pittsburg State, 12/6/86

Fewest Passing Completions . .3, vs Benedictine, 11/20/76

Most Passes Intercepted . .4, vs Ark-Monticello, 11/27/88

Most TD Passes1, three times vs Ark-Monticello, 11/27/88; vs Benedictine, 11/20/76; vs Milikin, 11/30/74

Most Offensive Touchdowns 3, vs Pittsburg State, 12/6/86

Most Total Yards Offensive . . .397, vs Pittsburg State, 12/6/86

Fewest Total Yards Offensive . . .216, vs Milikin, 11/30/74

Most Total Offensive Plays85, vs Milikin, 11/30/74

Fewest Total Offensive Plays . .49, vs Benedictine, 11/20/76

Most Penalties . . .13, vs Pittsburg State, 12/6/86

Most Penalty Yards117, vs Pittsburg State, 12/6/86

Fewest Penalties4, vs Milikin, 11/30/74

Fewest Penalty Yards . . .45, vs Milikin, 11/30/74

Most Interceptions . . .1, two times, vs Pittsburg State, 12/6/86; vs Milikin, 11/30/74

Most Points Scored24, vs Pittsburg State, 12/6/86

Fewest Points Scored13, vs Ark-Monticello, 11/27/88

Most Points Allowed58, vs Pittsburg State, 12/6/86

Fewest Points Allowed . . .7, vs Milikin, 11/30/74

BY OPPONENTS

Most First Downs . .22, by Benedictine, 11/20/76

Fewest First Downs8, by Milikin, 11/30/74

Most Yards Rushing298, vs Ark-Monticello, 11/27/88

Fewest Yards Rushing .114, by Milikin, 11/30/74

Most Carries68, by Benedictine, 11/20/76

Fewest Carries39, by Milikin, 11/30/74

Most Yards Passing212, vs Pittsburg State, 12/6/86

Fewest Yards Passing . .69, by Milikin, 11/30/74

Most Passing Attempts32, by Benedictine, 11/20/76

Fewest Passing Attempts .10, vs Ark-Monticello, 11/27/88

Most Passing Completions .14, by Benedictine, 11/20/76

Fewest Passing Completions4, two times, vs Ark-Monticello, 11/27/88, by Milikin, 11/30/74

Most Passes Intercepted . .4, by Ark-Monticello, 11/27/88, by Milikin, 11/30/74

Most TD Passes . .2, by Pittsburg State, 12/6/86

Most Offensive Touchdowns . . .8, by Pittsburg State, 12/6/86

Most Total Yards Offensive . .459, by Pittsburg State, 12/6/86

Fewest Total Yards Offensive . .183, by Milikin, 11/30/74

Most Total Offensive Plays .100, by Benedictine, 11/20/76

Fewest Total Offensive Plays . . .54, vs Milikin, 11/30/74

Most Penalties . . .19, by Pittsburg State, 12/6/86

Most Penalty Yards177, by Pittsburg State, 12/6/86

Fewest Penalties4, two times by Ark-Monticello, 11/27/88, Milikin, 11/30/74

Fewest Penalty Yards . . .43, vs Milikin, 11/30/74

Most Interceptions4, by Ark-Monticello, 11/27/88

Most Points Scored58, by Pittsburg State, 12/6/86

Fewest Points Scored . . .7, vs Milikin, 11/30/74

Most Points Allowed28, by Pittsburg State, 12/6/86

Fewest Points Allowed . .13, by Ark-Monticello, 11/27/88

WASHBURN INDIVIDUAL RECORDS

Most Carries27, Les Williams vs

Ark-Monticello, 11/27/88

Most Yards Gained Rushing118, Clarence

Taylor vs Benedictine, 11/20/76

Longest Run From Scrimmage57 yards by Lorenza Rayford vs Pittsburg State, 12/6/86

Most Pass Attempts28 by Barry Griffith vs Ark-Monticello, 11/27/88

Most Passes Completed . . .13 by Jim Bernard vs Pittsburg State, 12/6/86

Most Passing Yards192 by Barry Griffith vs Ark-Monticello, 11/27/88

Most Touchdown Passes1, three times by Jim Bernard vs Pittsburg State, 12/6/86; by Barry Griffiths vs Ark-Monticello, 11/27/88; by Brent Cripps vs Benedictine, 11/20/76

Longest Pass Completion80 yards by Mike Grogan vs Milikin, 11/30/74

Most Pass Receptions5 by Troy Slusser vs Ark-Monticello, 11/27/88; Rick Benke vs Milikin, 11/30/74

Most Yards Receiving . . .118 by Troy Slusser vs Ark-Monticello, 11/27/88

Most Punting Yards218 by Brent Cripps vs Benedictine, 11/20/76

Most Punts6, two times; by Brent Cripps vs Benedictine, 11/20/76, by Brent Cripps vs Milikin, 11/30/74

Best Punting Average . . .43.3 by Tim Beasley vs Pittsburg State, 12/6/86 (3 punts, 130 yds)

Longest Punt49 by Brent Cripps vs Benedictine, 11/20/76

Most Tackles . .13, Wade Dennis and Troy Denth vs Ark-Monticello, 11/27/88

Most Sacks1, five tied with 1

Most Pass Breakups1, six tied with 1

Most Interceptions1, two times, by Mark Brinker vs Pittsburg State, 12/6/86; by Travis Benton vs Benedictine, 11/20/76

Longest Interception Return . . .1 yard by Travis Benton vs Benedictine, 11/20/76

Most Yards in Total Offense179 by Barry Griffiths vs Ark-Monticello, 11/27/88

Longest Punt Return . .33 yards by Chris Bleue vs Pittsburg State, 12/6/86

Most Punt Return Yards . . .4 by Troy Slusser vs Pittsburg State, 12/6/86

Longest Kickoff Return . .23 yards by Troy Slusser vs Pittsburg State, 12/6/86

Most Kickoff Return Yards .78 by Clarence Taylor vs Benedictine, 11/20/76

Most Field Goals2, by Dave Ruder vs Ark-Monticello, 11/27/88

Longest Field Goal . .36 yards, by Dave Ruder vs Ark-Monticello, 11/27/88

Longest Scoring Run57 yards by Lorenza Rayford vs Pittsburg State, 12/6/86

Longest Scoring Pass . . .64 yards by Troy Slusser vs Ark-Monticello, 11/27/88

Most Points Scored7, (two field goals, 1 extra point) Dave Ruder vs Ark-Monticello, 11/27/88



The last time it happened

400 Passing Yards

10/27/79 vs Missouri Western - Mike Atkins (418 yards)

300 Passing Yards

10/26/02 vs Missouri Western - Dustin Hickel (319 yards)

40 Pass Attempts

10/26/02 vs Missouri Western - Dustin Hickel (42 attempts)

20 Pass Completions

10/9/04 vs Southwest Baptist - Tyler Schuerman (22 completions)

100 Receiving Yards

11/6/04 vs Missouri Southern - Mike Odupitan (138 yards - 5 receptions)

200 Receiving Yards

10/24/98 vs Missouri Southern - Marc Nardella (221 yards - 10 receptions)

100 Rushing Yards

11/6/04 vs Missouri Southern - Ra'Shawn Moseley (168 yards - 31 carries)

175 Rushing Yards

10/25/03 vs Missouri-Rolla - Trent Hearn (175 - 29 carries)

Kickoff returned for a touchdown

11/15/03 vs Missouri Southern - Mike Odupitan (89 yards)

Punt returned for a touchdown

10/9/04 vs Southwest Baptist - Fletcher Terrell 24-yard return (in endzone off Chris Brown blocked punt)

Punt returned for a touchdown (not on a blocked punt)

11/6/04 vs Missouri Southern - Sam Sissom - 66 yards

Interception returned for a touchdown

9/20/03 vs Emporia State - Fletcher Terrell (60 yards)

Fumble Recovery for a touchdown

9/25/04 vs Northwest Missouri - Mitch Birt (Recovery in endzone after sack)

500 Yards in Team Total Offense

10/16/04 vs Missouri-Rolla - (517 total yards)

600 Yards in Team Total Offense

11/9/02 vs Missouri-Rolla (612 total yards)

30 First Downs

11/9/02 vs Missouri-Rolla (31 total - 21 rushing, 10 passing)

Overtime Game

9/20/03 vs Emporia State - (loss 35-28 in one overtime)

Double Overtime Game

10/26/02 vs Missouri Western - (loss 34-28 in double overtime)

Last Time Shutout

11/7/98 vs Central Missouri - (loss 37-0 -- a streak of 67 games without one)

Last Time Washburn Recorded a shutout

9/18/04 vs Truman State- (win 62-0) -- a streak of 8 games

Final AFCA Coaches Poll

(as of Nov. 8, 2004)	Rec.	Pts.	Prv.
1. Pittsburg St. (Kan.) (25)	11-0	625	1
2. Albany St. (Ga.)	10-0	592	3
3. Valdosta St. (Ga.)	9-1	552	5
4. Northwest Missouri St.	10-1	549	2
5. Colorado Mines	11-0	494	8
6. Texas A&M-Kingsville	8-1	477	9
7. Northwood (Mich.)	10-1	458	11
8. Winona St. (Minn.)	10-1	446	10
9. Michigan Tech	9-1	420	4
10. Shippensburg (Pa.)	10-1	416	12
11. East Stroudsburg (Pa.)	9-1	376	13
12. Arkansas Tech	9-1	355	6
13. Carson-Newman (Tenn.)	8-2	311	14
14. North Dakota	8-2	297	16
15. Grand Valley St. (Mich.)	8-2	294	17
16. South Dakota	9-2	253	7
17. St. Cloud State (Minn.)	8-2	211	20
18. Tuskegee (Ala.)	8-1	208	18
19. Central Oklahoma	8-2	193	19
20. Bentley (Mass.)	8-1	129	23
21. Edinboro (Pa.)	8-2	123	24
22. Saginaw Valley St.	7-3	74	25
23. West Chester (Pa.)	8-3	67	21
24. Nebraska-Omaha	8-3	50	15
25. Southeastern Oklahoma	8-2	41	NR

Dropped Out (last week's rating): Wingate (N.C.) (22)

Others Receiving Votes: North Carolina Central, 26; Midwestern St. (Tex.), 25; C.W. Post (N.Y.), 20; Catawba (N.C.), 16; Central Arkansas, 10; Fayetteville St. (N.C.), 8; Wingate (N.C.), 5; Shaw (N.C.), 2; Tarleton St. (Tex.), 1; Bemidji St. (Minn.), 1.

Final NCAA Southwest Regional Poll

No.	School	Overall Records
1*	Pittsburg State	11-0
2*	Northwest Missouri State	10-1
3	Texas A&M-Kingsville	8-1
4	Colorado School of Mines	11-0
5	Midwestern State	8-2
6	Southeastern Oklahoma State	8-2

*received first round NCAA Tournament byes

Bold=MIAA School

BoldItalic=WU non-MIAA opponent

ICHABOD OFFENSE

Quarterback

16 Tyler Schuerman 6-3, 220, SR
10 Jordan Brill 6-3, 215, FRRS

Running back

3 Ra'shawn Moseley 5-10, 195, FRRS
6 Trent Hearn. 6-1, 215, SO

Fullback

30 Rawshawn Bland 5-10, 235, JR
31 Chris McCann 5-9, 205, SO

Wide Receiver

5 Mike Odupitan 6-1, 200, JR
12 Dustin Hickel 6-1, 196, SR

Wide Receiver

83 Sam Sissom 6-0, 195, JR
7 Cason Lehman 6-1, 205, JR

Tight End

80 Jeff Scott 6-4, 255, JR
29 John Hoytal 6-2, 235, SR

Left Tackle

53 Tyrone Barrett 6-1, 290, SR
57 Ben Thursby 6-0, 280, JR

Left Guard

70 Rudy Su'e 6-1, 300, JR
65 Jeff Rickard 6-3, 280, FR

Center

55 Matt Durler 6-4, 280, SR
65 Jeff Rickard 6-3, 280, FR

Right Guard

62 Bryce Kelley. 6-2, 275, SR
66 Matt Neely 6-2, 240, FRRS

Right Tackle

77 Jim Holland. 6-7, 275, JR
51 Pat Mack 6-4, 265, SO

WOLVES OFFENSE

Quarterback

12 - Toby Korrodi 6-4 220 SO
15 - Andrew Corre 6-2 205 FR

Running back

4 - Rudy Jones 6-1 215 JR
23 - Tavis Ve'e 5-10 190 FR

Wide Receiver

6 - Josh Martin 5-10 180 SR
81 - Kevin Covington 6-0 185 FR

Slot

19 - Matt Pinto 6-0 185 SR
13 - Travis Heitmann 5-11 185 SR

Wide Receiver

87 - Wade Ginsbach 6-1 185 SO
80 - Shadee Shakir 6-2 195 JR

Full back

40 - Chuck Driscoll 5-11 195 SO
86 - James Mansfield 6-2 225 SR

Left Tackle

78 - Victor Lauifi 6-3 325 JR
76 - Louis Makris 6-2 280 RF

Left Guard

79 - Dan Merkel 6-1 305 JR
75 - Jesse Connolly 6-5 350 SR

Center

67 - Chad Little 6-2 300 SR
60 - Nate Kleinschmit 6-4 310 RF

Right Guard

64 - Ryan Tucker 6-4 340 SO
70 - Chris Ve'e 6-1 335 JR

Right Tackle

77 - Vince Lauifi 6-3 335 JR
65 - Juan Becerra 6-5 295 SO

ICHABOD DEFENSE

Defensive End

98 Zach Hemmerling 6-5, 265, SO
93 Eric Eisenbarth 6-2, 260, FR

Defensive Tackle

76 Trey Lewis 6-3, 265, SO
90 Blake Nichols 6-4, 280, SO

Defensive Tackle

95 Mitch Birt. 6-2, 245, FRRS
99 Nick Bull 6-2, 295, SO

Defensive End

72 Cody Huenefeld. 6-1, 250, SO
94 Dustin Moyer. 6-2, 245, FRRS

Outside Linebacker

11 Joe Corcoran 6-0, 190, SR
22 Aaron Neal 6-0, 213, SO

Inside Linebacker

13 Evin Beck. 6-0, 210, SR
4 Taurence Minikwu 5-11, 212, JR

Inside Linebacker

36 Grant Gould 6-3, 230, JR
48 Terrell Cobb 6-0, 215, JR

Outside Linebacker

39 Josh Looney. 6-2, 225, JR
1 Chris Brown 5-10, 195, SO

Cornerback

2 Fletcher Terrell 6-1, 180, SO
17 Tramaine Young 6-1, 180, SO

Cornerback

28 Calvin Stuckey 6-2, 193, JR
24 Henry Talley 6-1, 185, FRRS

Free Safety

14 Blake Meyer. 6-3, 180, SR
33 Adam Ewy 6-1, 195, FRRS

WOLVES DEFENSE

Defensive End

48 - Matt Griffith 6-5 260 JR
57 - Josh LeBrun 6-2 210 SO

Defensive Tackle

97 - Steve Finau 5-11 320 SO
99 -Tony Barba 5-11 320 JR

Nose Guard

55 - Sione Tupou 5-11 310 SR9
56 - Jared Nielsen 6-6 360 SO

Defensive End

90 - Kia Tupou 6-0 320 JR
47 - Ernesto Sanchez 6-0 235 SO

Linebacker

7 - Veaila Tupou 5-11 240 JR
9 - Keri Niumata 6-3 255 JR

Middle Linebacker

3 - Matt Klawitter 5-11 230 SR
17 - Norman White 6-4 255 JR

Linebacker

18 - Steve Espinoza 6-0 225 SR
44 - Kyle Bowman 6-1 195 SO

Cornerback

22 - T.J. Johnson 6-0 180 SR
24 - Waleed Gaines 5-8 170 SR

Cornerback

1 - Shawn Warren 5-8 175 JR
24 - Waleed Gaines 5-8 170 SR

Free Safety

31 - Jason Wenner 6-1 190 SO
10 - Micah Morace 6-1 210 SO

Free Safety

2 - Misi Finau 6-0 180 SO
37 - Nate Beulah 5-10 185 R-Fr

ICHABOD SPECIALISTS

Punter

47 Curt Massey. 6-1, 220, JR
35 Ben Boswell. 6-0, 170, SO

PAT/FG

86 Connor Sabel 6-2, 180, SO
84 Adam Azeltine 6-0, 170, SO

Kickoffs

86 Connor Sabel 6-2, 180, SO
84 Adam Azeltine 6-0, 170, SO

Long Snapper

80 Jeff Scott 6-4, 255, JR
56 Aaron Hicks. 6-0, 225, FRRS

Short Snapper

80 Jeff Scott 6-4, 255, JR
98 Zach Hemmerling 6-5, 265, SO

Holder

7 Cason Lehman 6-1, 205, JR
23 Jarod Tetuan 5-11, 190, FRRS

Punt Return

83 Sam Sissom 6-0, 195, JR
23 Jarod Tetuan 5-11, 190, FRRS

Kickoff Return

5 Mike Odupitan 6-1, 200, JR
23 Jarod Tetuan 5-11, 190, FRRS



WOLVES SPECIALISTS

Placekicker

21 Clinton Arial-Ryan 5-9 180 Jr.
49 Eric Schwan 6-3 200 R-Fr.

Longsnapper

39 Craig Selland 5-9 200 Jr.
2 Misi Finau 6'0 180 So.

Short Snapper

95 Sione Tupou 5-11 310 Sr.
70 Chris Ve'e 6-1 335 Jr.

Holder

14 Aaron Feterl 6-1 190 Jr.
6 Josh Martin 5-10 180 Sr.

Kickoff Return

24 Waleed Gaines 5-8 170 Sr.
19 Matt Pinto 6-0 185 Sr.

Punt Return

16 Brian Chambers 5-10 185 Jr.
24 Waleed Gaines 5-8 170 Sr.

Punter

49 Eric Schwan 6-3 190 Fr.
89 Eddie Haver 6-3 180 R-Fr.




**top 10
single season rushing**

Player	Year	Yards
1. Dino DeLisa	1983	1,185
2. Trent Hearn	2003	1,116
3. Ra'Shawn Mosley	2004	1,054
4. Art Fletcher	1948	979
5. Les Williams	1988	947
6. Phil Brooks	1989	936
7. Dino DeLisa	1985	888
8. Kevin McCormick	1971	862
9. Willie Sapp	1997	819
10. Greg Lane	1990	758

**top 10
single season
total offense**

Player	Year	Yards
1. Tyler Schuerman	2000	2,644
2. Dustin Hickel	2002	2,571
3. Barry Galbraith	1999	2,540
4. Barry Griffiths	1988	2,296
5. Aaron Battle	1998	2,258
6. Tyler Schuerman	2004	2,245
7. Mike Atkins	1980	1,905
8. Joe Schartz	1995	1,891
9. Kyle Kingston	1987	1,794
10. Aaron Battle	1998	1,677

**top 10
career rushing**

Player	Years	Yards
1. Dino DeLisa	83-85	2,794
2. Brandon Rainer	98-01	2,182
3. Les Williams	86-90	2,030
4. Leroy Harmon	45-49	1,927
5. Willie Sapp	95-97	1,816
6. Tyler Schuerman	00-pr	1,744
7. Art Fletcher	46-49	1,698
8. Bill Baker	51-53	1,670
9. Kevin McCormick	69-71	1,581
10. Brent Cripps	74-77	1,506
11. Nick Cummings	92-94	1,448
13. Trent Hearn	03-pr	1,335

**top 10
carrer total offense**

Player	Years	Yards
1. Tyler Schuerman	00-pr	7,869
2. Joe Schartz	93-96	6,622
3. Dustin Hickel	01-pr	5,242
4. Mike Atkins	77-80	5,063
5. Aaron Battle	94-98	4,173
6. LeRoy Harmon	45-49	3,924
7. Mike Grogan	74-77	3,861
8. Barry Galbraith	95-99	3,040
9. Dino DeLisa	83-85	2,794
10. Kyle Kingston	86-87	2,671

**top 10
single season receiving**

Player	Year	Yards
1. Troy Slusser	1988	1,512
2. Marc Nardella	1990	1,136
3. Ron Hamilton	1980	1,128
4. Michael Dritlein	1995	1,112
5. Marc Nardella	1999	933
6. Sam Sissom	2004	893
7. Colon McNeal	2000	829
8. Michael Dritlein	1994	816
9. Michael Dritlein	1993	742
10. Colon McNeal	2001	732

**top 10
single season scoring**

Player	Year	Points
1. Troy Slusser	1988	128
2. Tyler Schuerman	2000	96
Trent Hearn	2003	96
4. Sam Sissom	2002	92
5. Dino DeLisa	1983	84
6. Sam Sissom	2004	80
7. Nick Kresic	1986	79
8. Kevin McCormick	1971	78
9. Ra'Shawn Mosley	2002	66
10. Chad Todd	2000	63

**top 9
career receiving**

Player	Years	Yards
1. Michael Dritlein	92-95	3,103
2. Troy Slusser	85-88	2,428
3. Sam Sissom	2003-pr	2,167
4. Marc Nardella	96-99	2,080
5. Ron Hamilton	79-80	1,919
6. Colon McNeal	98-01	1,808
7. Mike Keeley	75-78	1,592
8. Mike Odupitan	2002-pr	1,566
9. Al Dressman	69-71	1,228

**top 10
career scoring**

Player	Years	Points
1. Troy Slusser	85-88	226
2. Chad Todd	97-00	210
3. Sam Sissom	02-pr	202
4. Brandon Rainer	98-01	186
5. Dino DeLisa	83-85	174
6. Tyler Schuerman	00-pr	150
7. Nick Kresic	83-86	141
8. Joe Schartz	93-96	138
9. Dan Brown	92-95	137
10. Kevin McCormick	69-71	126

**top 10
single season passing**

Player	Year	Yards
1. Barry Griffiths	1988	2,338
2. Barry Galbraith	1999	2,269
3. Dustin Hickel	2002	2,160
4. Aaron Battle	1998	2,131
5. Mike Atkins	1980	2,106
6. Tyler Schuerman	2000	1,936
7. Tyler Schuerman	2004	1,908
8. Mike Atkins	1979	1,678
9. Kyle Kingston	1987	1,629
10. Joe Schartz	1995	1,452

**top 10
single season Tackles**

Player	Year	Tackles
1. Bill Guidetti	1984	152
2. Todd McGhghy	1991	129
3. Joe Corcoran	2002	124
Tony Scollieri	1997	124
5. Grant Gould	2004	116
Tony Scollieri	1996	116
7. Corey Phipps	1999	112
8. Grant Gould	2003	111
Wade Dennis	1988	111
10. Charlie Bennett	1987	108

**top 10
career passing**

Player	Years	Yards
1. Tyler Schuerman	00-pr	6,125
2. Joe Schartz	93-96	5,527
3. Mike Atkins	77-80	5,437
4. Dustin Hickel	01-pr	4,144
5. Mike Grogan	74-77	3,761
6. Aaron Battle	94-98	3,479
7. Barry Galbraith	95-99	2,684
8. Mark Elliott	80-83	2,604
9. Barry Griffiths	87-88	2,395
10. Kyle Kingston	86-87	2,381

**top 10
career tackles**

Player	Years	Tackles
1. Tony Scollieri	94-97	349
2. Matt Cahill	79-82	323
3. Joe Corcoran	00-pr	321
4. Grant Gould	02-pr	320
5. Jeremy Potts	98-01	258
6. Corey Phipps	97-00	242
7. Todd McGhghy	90-91	226
8. Nolan Jeffery	93-95	225
9. Wade Dennis	86-88	191
10. Morgan Dewey	02-03	185

2004 Results (7-4, 6-3 MIAA)

Date	Opponent	Score	Time	Attend
Aug 28	COLORADO MINES	L 27-34	3:04	5874
Sep 04	LANGSTON	W 30-7	3:23	3725
Sep 11	*EMPORIA STATE	W 28-10	3:07	5776
Sep 18	*at Truman State	W 62-0	3:04	2500
Sep 25	*NO. 5 NORTHWEST MO. ST.	L 21-49	3:13	4958
Oct 02	*at No. 3 Pittsburg State	L 14-70	3:15	8843
Oct 09	*SOUTHWEST BAPTIST	W 38-35	3:15	4111
Oct 16	*at Missouri-Rolla	W 42-17	3:10	2300
Oct 23	*at Central Missouri	L 21-47	3:00	8973
Oct 30	*MISSOURI WESTERN	W 30-23	3:08	4917
Nov 06	*at Missouri Southern	W 58-24	3:07	6000

* indicates conference game

Team Statistics

Team Statistics	WU	OPP			
SCORING	371	335			
Points Per Game	33.7	30.5			
FIRST DOWNS	229	238			
Rushing	96	95			
Passing	114	115			
Penalty	19	28			
RUSHING YARDAGE	1965	2327			
Yards gained rushing	2231	2580			
Yards lost rushing	266	253			
Rushing Attempts	439	442			
Average Per Rush	4.5	5.3			
Average Per Game	178.6	211.5			
TDs Rushing	19	25			
PASSING YARDAGE	2591	2355			
Att-Comp-Int	345-187-8	352-188-12			
Average Per Pass	7.5	6.7			
Average Per Catch	13.9	12.5			
Average Per Game	235.5	214.1			
TDs Passing	30	18			
TOTAL OFFENSE	4556	4682			
Total Plays	784	794			
Average Per Play	5.8	5.9			
Average Per Game	414.2	425.6			
KICK RETURNS: #YARDS	47-866	52-917			
PUNT RETURNS: #YARDS	31-472	27-461			
INT RETURNS: #YARDS	12-218	8-37			
KICK RETURN AVERAGE	18.4	17.6			
PUNT RETURN AVERAGE	15.2	17.1			
INT RETURN AVERAGE	18.2	4.6			
FUMBLES-LOST	17-8	25-14			
PENALTIES-YARDS	106-867	83-691			
Average Per Game	78.8	62.8			
PUNTS-YARDS	54-2193	52-1823			
Average Per Punt	40.6	35.1			
Net punt average	32.1	26.0			
TIME OF POSSESSION/GAME	30:06	29:54			
3RD-DOWN CONVERSIONS	57/156	75/168			
3rd-Down Pct	37%	45%			
4TH-DOWN CONVERSIONS	14/26	9/21			
4th-Down Pct	54%	43%			
SACKS BY-YARDS	20-139	13-93			
MISC YARDS	10	0			
TOUCHDOWNS SCORED	52	45			
FIELD GOALS-ATTEMPTS	3-12	7-13			
PAT-ATTEMPTS	44-49	34-40			
ATTENDANCE	29361	28616			
Games/Avg Per Game	6/4894	5/5723			
PTS BY QUARTERS	1st	2nd	3rd	4th	Total
Washburn	97	109	65	100	371
Opponents	70	137	60	68	335

Offensive Statistics

Rushing	GP	Att	Gain	Loss	Net	Avg	TD	Long	Avg/G
Moseley,Ra'Shaw	11	203	1137	83	1054	5.2	11	63	95.8
Schuerman,Tyler	10	69	404	67	337	4.9	2	31	33.7
Hearn,Trent	5	59	228	9	219	3.7	2	15	43.8
Bland,Rawshaw	11	35	159	10	149	4.3	3	30	13.5
McCann,Chris	5	21	82	6	76	3.6	0	20	15.2
Odupitan,Mike	11	6	64	0	64	10.7	1	34	5.8
Tetuan,Jarod	11	6	41	0	41	6.8	0	17	3.7
Patterson,A.J.	2	12	44	5	39	3.2	0	13	19.5
Hickel,Dustin	7	3	13	1	12	4.0	0	11	1.7
Lamb,Josh	2	2	11	0	11	5.5	0	6	5.5
Martin,James	9	1	5	0	5	5.0	0	5	0.6
Minikwu,Taurenc	10	1	3	0	3	3.0	0	3	0.3
Lehman,Cason	11	1	1	0	1	1.0	0	1	0.1
Sissom,Sam	11	1	0	0	0	0.0	0	0	0.0
Brill,Jordan	6	13	38	50	-12	-0.9	0	13	-2.0
Ichabods	10	6	1	35	-34	-5.7	0	1	-3.4
Total.....	11	439	2231	266	1965	4.5	19	63	178.6
Opponents.....	11	442	2580	253	2327	5.3	25	77	211.5

PASSING

	G	Effic	Att-Cmp-Int	Pct	Yds	TD	Lng	Avg/G
Schuerman,Tyler	10	144.81	251-136-6	54.2	1908	24	86	190.8
Brill,Jordan	6	128.79	80-45-2	56.2	542	5	50	90.3
Ichabods	10	0.00	6-0-0	0.0	0	0	0	0.0
Hickel,Dustin	7	278.33	6-5-0	83.3	100	1	35	14.3
Lehman,Cason	11	222.20	2-1-0	50.0	41	0	41	3.7
Total.....	11	141.35	345-187-8	54.2	2591	30	86	235.5
Opponents.....	11	119.66	352-188-12	53.4	2355	18	63	214.1

RECEIVING

	G	No.	Yds	Avg	TD	Long	Avg/G
Sissom,Sam	11	54	893	16.5	14	86	81.2
Odupitan,Mike	11	48	697	14.5	9	64	63.4
Lehman,Cason	11	21	309	14.7	2	35	28.1
Scott,Jeff	11	19	222	11.7	2	45	20.2
Tetuan,Jarod	11	13	198	15.2	2	40	18.0
Moseley,Ra'Shaw	11	12	60	5.0	0	35	5.5
Bland,Rawshaw	11	8	65	8.1	0	13	5.9
Hickel,Dustin	7	3	65	21.7	1	36	9.3
Lebahn,Jake	6	3	48	16.0	0	24	8.0
Hoytal,John	9	2	17	8.5	0	9	1.9
McCann,Chris	5	2	12	6.0	0	10	2.4
Hearn,Trent	5	1	4	4.0	0	4	0.8
Mcclendon,Terre	1	1	1	1.0	0	1	1.0
Total.....	11	187	2591	13.9	30	86	235.5
Opponents.....	11	188	2355	12.5	18	63	214.1

PUNT RETURNS

	No.	Yds	Avg	TD	Long
Sissom,Sam	21	275	13.1	1	66
Tetuan,Jarod	8	161	20.1	0	48
Talley,Henry	1	-4	-4.0	0	0
Brown,Chris	1	16	16.0	0	0
Young,Tramaine	0	24	0.0	1	24
Total.....	31	472	15.2	2	66
Opponents.....	27	461	17.1	1	85

INTERCEPTIONS

	No.	Yds	Avg	TD	Long
Terrell,Fletche	5	113	22.6	0	69
Stuckey,Calvin	2	33	16.5	0	21
Gould,Grant	1	31	31.0	0	31
Meyer,Blake	1	5	5.0	0	5
Beck,Erin	1	0	0.0	0	0
Talley,Henry	1	36	36.0	0	36
Beck,Evin	1	0	0.0	0	0
Total.....	12	218	18.2	0	69



KICK RETURNS	No.	Yds	Avg	TD	Long
Odupitan, Mike	22	390	17.7	0	39
Tetuan, Jarod	16	329	20.6	0	76
Moseley, Ra'Shaw	3	58	19.3	0	24
Stuckey, Calvin	2	44	22.0	0	27
Terrell, Fletche	2	38	19.0	0	24
Minikwu, Taurenc	1	-1	-1.0	0	0
Neal, Aaron	1	8	8.0	0	8
Total.....	47	866	18.4	0	76
Opponents.....	52	917	17.6	1	93

SCORING	TD	FGs	PAT Kick	PAT Rush	PAT Rcv	PAT Pass	Saf	PTS
Sissom, Sam	15	0-0	0-0	0-0	1	0-0	0	92
Moseley, Ra'Shaw	11	0-0	0-0	0-0	0	0-0	0	66
Odupitan, Mike	10	0-0	0-0	0-0	0	0-0	0	60
Sabel, Connor	0	3-12	44-49	0-0	0	0-0	0	53
Bland, Rawshawn	3	0-0	0-0	0-0	0	0-0	0	18
Tetuan, Jarod	2	0-0	0-0	0-0	0	0-0	0	12
Hearn, Trent	2	0-0	0-0	0-0	0	0-0	0	12
Lehman, Cason	2	0-0	0-0	0-0	0	1-2	0	12
Schuerman, Tyler	2	0-0	0-0	0-0	0	1-1	0	12
Scott, Jeff	2	0-0	0-0	0-0	0	0-0	0	12
Young, Tramaine	1	0-0	0-0	0-0	0	0-0	0	6
Hickel, Dustin	1	0-0	0-0	0-0	0	0-0	0	6
Birt, Mitch	1	0-0	0-0	0-0	0	0-0	0	6
Ichabods	0	0-0	0-0	0-0	0	0-0	1	2
Looney, Josh	0	0-0	0-0	0-0	1	0-0	0	2
Total.....	52	3-12	44-49	0-0	2	2-3	1	371
Opponents.....	45	7-13	34-40	1-1	3	3-4	1	335

TOTAL OFFENSE	G	Plays	Rush	Pass	Total	Avg/G
Schuerman, Tyler	10	320	337	1908	2245	224.5
Moseley, Ra'Shaw	11	203	1054	0	1054	95.8
Brill, Jordan	6	93	-12	542	530	88.3
Hearn, Trent	5	59	219	0	219	43.8
Bland, Rawshawn	11	35	149	0	149	13.5
Hickel, Dustin	7	9	12	100	112	16.0
McCann, Chris	5	21	76	0	76	15.2
Odupitan, Mike	11	6	64	0	64	5.8
Lehman, Cason	11	3	1	41	42	3.8
Tetuan, Jarod	11	6	41	0	41	3.7
Patterson, A.J.	2	12	39	0	39	19.5
Lamb, Josh	2	2	11	0	11	5.5
Martin, James	9	1	5	0	5	0.6
Minikwu, Taurenc	10	1	3	0	3	0.3
Ichabods	10	12	-34	0	-34	-3.4
Total.....	11	784	1965	2591	4556	414.2
Opponents.....	11	794	2327	2355	4682	425.6

FIELD GOALS	FGM-FGA	Pct	01-19	20-29	30-39	40-49	50+	Blk
Sabel, Connor	3-12	25.0	0-0	1-4	2-3	0-5	0-0	2
FG SEQUENCE	Washburn		OPPONENTS					
Colorado Mines	-		31					
Langston	47		27					
Emporia State	22		(30),46					
Truman	42,27		-					
Northwest Mo. St.	-		33					
Pittsburg State	45		-					
Southwest Baptst	(32),40		37					
Missouri-Rolla	36		(18)					
Central Missouri	-		(35),49					
Missouri Western St.	(27),40		(23)					
Missouri Southern	(32),22		(35),(22),(37)					

PUNTING	No.	Yds	Avg	Long	TB	FC	I20	Blkd
Massey, Curtis	52	2178	41.9	56	7	5	13	1
Total.....	54	2193	40.6	56	7	5	13	2
Opponents.....	52	1823	35.1	50	1	2	14	1

KICKOFFS	No.	Yds	Avg	TB	OB	Retn	Net	YdLn
Sabel, Connor	64	3478	54.3	7	7			
Massey, Curtis	1	58	58.0	0	0			
Total.....	65	3536	54.4	7	7	1057	38.1	26
Opponents.....	62	3327	53.7	5	6	966	38.1	26

ALL PURPOSE Leaders only	G	Rush	Rec	PR	KOR	IR	Tot	Avg/G
Moseley, Ra'Shaw	11	1054	60	0	58	0	1172	106.5
Sissom, Sam	11	0	893	275	0	0	1168	106.2
Odupitan, Mike	11	64	697	0	390	0	1151	104.6
Tetuan, Jarod	11	41	198	161	329	0	729	66.3
Schuerman, Tyler	10	337	0	0	0	0	337	33.7
Lehman, Cason	11	1	309	0	0	0	310	28.2
Hearn, Trent	5	219	4	0	0	0	223	44.6
Total.....	11	1965	2591	472	866	218	6112	555.6
Opponents.....	11	2327	2355	461	917	37	6097	554.3

Defensive Statistics

	GP	UT	AT	TT	TFL	Sacks	Int-Yds	PD	QBH	FR-Yds	FF	BLK	Saf
Gould, Grant	11	49	67	116	4-7		1-31	3					
Beck, Evin	11	34	46	80	11-49	5-37	1-0	1		1-0			
Terrell, Fletche	11	35	18	53			5-113	13		1-0	1	1	
Looney, Josh	11	19	27	46	3-10	1-3		1		1-0			
Cobb, Terrell	11	24	21	45	3-10	1-8		1		1-0			
Ewy, Adam	8	20	23	43				4		1-0			
Corcoran, Joe	11	16	26	42	3-8	2-6		2					
Meyer, Blake	9	22	20	42			1-5						
Neal, Aaron	11	17	20	37	5-32	4-28		3			1		
Gonzalez, Mike	10	20	15	35	5-5	1-2							
Stuckey, Calvin	11	21	10	31	2-6	1-5	2-33	5		1-10	1		
Lewis, Trey	11	13	16	29	3-9	1-7				1-0	1	1	
Beck, Erin	11	12	17	29			1-0						
Huenefeld, Cody	10	7	17	24	5-14	1-5				1-0			
Brown, Chris	11	15	9	24	2-6	1-5		1		1-0	1	1	
Bull, Nick	11	9	15	24	7-15	2-6		1			1		
Moyer, Dustin	11	8	12	20	2-3	1-2		1					
Hemmerling, Zach	11	10	8	18	3-11	3-11					1		
Nichols, Blake	10	6	10	16	1-1			1		2-0	1		
Burgess, Marquet	11	13	3	16				2		1-0			
Birt, Mitch	11	6	8	14	4-12	1-3				1-0			
Young, Tramaine	10	6	5	11	1-2			1					
Eisenbarth, Eric	8	3	7	10	2-11	2-11							
Minikwu, Taurenc	10	3	6	9									
Talley, Henry	7	5	1	6			1-36	3					
Lehman, Cason	11	4	1	5						1-0			
Tetuan, Jarod	11	1	3	4									
Munson, Russell	4	2	2	4				1					
Hicks, Aaron	8	1	2	3							1		
Martin, James	9	2	1	3									
Bland, Rawshawn	11	2		2									
Sissom, Sam	11	1		1									
Kuszak, Shawn	1		1	1	1-1								
Odupitan, Mike	11	1		1									
Massey, Curtis	11	1		1									
Duler, Matt	10	1		1									
Lebahn, Jake	6											1	
Total.....	11	410	437	847	67-21220	139	12-218	44		14-10	10	5	1
Opponents.....	11	440	362	80279	237	13-93	8-37	27		8-0	11	6	1



Game By Game Rushing

	No-Yds/TD	MINES	LU	ESU	TSU	NWMSU	PSU	SBU	UMR	CMSU	MWSC	MSSU
Moseley,Ra'Shaw RB	203-1054/11	19-108/1	13-63/2	8-11/0	17-104/2	13-44/0	21-90/0	23-143/1	18-77/1	14-76/0	26-170/3	31-168/1
Schuerman,Tyler QB	69-337/2	6-18/0	3--4/0	7-35/0	7-54/2	3--2/0	DNP	2--20/0	9-87/0	8-47/0	13-69/0	11-53/0
Hearn,Trent RB	59-219/2	14-71/1	DNP	13-19/1	12-69/0	12-41/0	8-19/0	DNP	DNP	DNP	DNP	DNP
Bland,Rawshaw FB	35-149/3	1-3/0	5-27/0	5-18/1	4-6/0	-	2-0/0	2-15/0	4-1/1	4-51/0	4-15/0	4-13/1
McCann,Chris FB	21-76/0	DNP	8-24/0	DNP	5-9/0	-	7-46/0	DNP	DNP	1--3/0	DNP	DNP
Odupitan,Mike WR	6-64/1	1-3/0	1-14/1	-	1-8/0	-	-	-	3-39/0	-	-	-
Tetuan,Jarod WR	6-41/0	-	-	-	4-21/0	-	-	-	1-13/0	-	1-7/0	-
Patterson,A.J. RB	12-39/0	DNP	DNP	DNP	DNP	DNP	DNP	DNP	8-21/0	4-18/0	DNP	DNP
Hickel,Dustin QB	3-12/0	-	-	DNP	-	-	3-12/0	DNP	DNP	DNP	-	-
Lamb,Josh RB	2-11/0	DNP	2-11/0	DNP	DNP	DNP	DNP	DNP	DNP	DNP	DNP	-
Martin,James TE	1-5/0	-	1-5/0	-	-	-	DNP	DNP	-	-	-	-
Minikwu,Taurenc	1-3/0	-	-	-	-	-	-	-	1-3/0	DNP	-	-
Lehman,Cason WR	1-1/0	-	-	-	-	-	-	-	1-1/0	-	-	-
Sissom,Sam WR	1-0/0	-	-	-	-	-	-	1-0/0	-	-	-	-
Brill,Jordan QB	13--12/0	DNP	-	DNP	-	4--29/0	5--14/0	DNP	2-12/0	2-19/0	DNP	DNP
Ichabods	6--34/0	-	1-1/0	2--3/0	-	DNP	-	1--1/0	-	1--30/0	-	1-1/0

Game By Game Receiving

	No-Yds/TD	MINES	LU	ESU	TSU	NWMSU	PSU	SBU	UMR	CMSU	MWSC	MSSU
Sissom,Sam WR	54-893/14	3-113/2	5-56/1	4-153/2	3-35/2	6-72/0	4-41/0	10-98/2	5-100/1	4-59/2	5-72/1	5-94/1
Odupitan,Mike WR	48-697/9	4-37/0	3-27/0	2-24/0	8-121/1	6-96/1	4-36/0	7-102/1	4-36/2	1-35/1	4-45/0	5-138/3
Lehman,Cason WR	21-309/2	2-11/0	5-76/0	1-20/0	2-27/1	2-19/0	4-95/1	1-9/0	2-34/0	1-8/0	-	1-10/0
Scott,Jeff TE	19-222/2	1-7/0	1-18/0	-	-	3-17/0	7-64/1	-	2-33/0	2-21/0	2-59/0	1-3/1
Tetuan,Jarod WR	13-198/2	-	2-27/0	-	1-5/0	2-36/1	-	3-49/0	3-60/1	2-21/0	-	-
Bland,Rawshaw FB	8-65/0	1-9/0	-	1-1/0	1-12/0	2-23/0	1-4/0	-	-	-	1-4/0	1-12/0
Hickel,Dustin QB	3-65/1	-	-	DNP	2-54/1	-	-	DNP	DNP	DNP	1-11/0	-
Moseley,Ra'Shaw RB	12-60/0	3-1/0	2--8/0	1-35/0	1-8/0	1-4/0	1-3/0	1-6/0	-	1-8/0	1-3/0	-
Lebahn,Jake WR	3-48/0	DNP	-	DNP	-	DNP	2-24/0	DNP	-	1-24/0	-	DNP
Hoytal,John TE	2-17/0	-	-	DNP	1-9/0	-	-	-	-	DNP	1-8/0	-
McCann,Chris FB	2-12/0	DNP	1-2/0	DNP	1-10/0	-	-	DNP	DNP	-	DNP	DNP
Hearn,Trent RB	1-4/0	-	DNP	1-4/0	-	-	-	DNP	DNP	DNP	DNP	DNP
Mcclendon,Terre OL	1-1/0	DNP	DNP	DNP	1-1/0	DNP	DNP	DNP	DNP	DNP	DNP	DNP

Game By Game Passing

#16 Schuerman,TylerAtt	Comp	Int	Pct	Yards	TD	Long	Sack	Yds	Effic
Colorado Mines	23	14	2	60.9	178	2	64	0	137.2
Langston	36	19	0	52.8	198	1	27	0	108.1
Emporia State	17	10	0	58.8	237	2	86	1	214.8
Truman	25	15	1	60.0	196	4	32	0	170.7
Northwest Mo. St.	9	6	0	66.7	62	0	18	0	124.5
Southwest Baptst	38	22	0	57.9	264	3	40	2	142.3
Missouri-Rolla	32	15	0	46.9	253	4	50	0	154.5
Central Missouri	22	7	2	31.8	61	2	14	0	66.9
Missouri Western St.	29	15	1	51.7	202	1	45	3	114.7
Missouri Southern	20	13	0	65.0	257	5	64	0	255.4
TOTALS	251	136	6	54.2	1908	24	86	6	144.8

#10 Brill,Jordan	Att	Comp	Int	Pct	Yards	TD	Long	Sack	Yds	Effic
Langston	3	0	0	0.0	0	0	0	0	0	0.0
Truman	7	6	0	85.7	86	1	36	0	0	236.1
Northwest Mo. St.	31	16	0	51.6	205	2	50	3	24	128.5
Pittsburg State	32	18	2	56.2	167	1	25	3	21	97.9
Missouri-Rolla	1	1	0	100.0	10	0	10	0	0	184.0
Central Missouri	6	4	0	66.7	74	1	35	0	0	225.3
TOTALS	80	45	2	56.2	542	5	50	6	45	128.8

Game By Game Punt Returns

	No-Yds/TD	MINES	LU	ESU	TSU	NWMSU	PSU	SBU	UMR	CMSU	MWSC	MSSU
Sissom,Sam	21-275	3-22	3-13	2-7	1-10	1-1	-	1-24	2-21	1-1	4-47	3-129
Tetuan,Jarod	8-161	-	1-27	-	3-88	-	-	1-6	3-40	-	-	-
Brown,Chris	1-16	-	-	-	-	-	-	1-16	-	-	-	-
Talley,Henry	1--4	DNP	-	-	-	1--4	-	-	DNP	DNP	DNP	-


Game By Game Kick Returns

	No-Yds/TD	MINES	LU	ESU	TSU	NWMSU	PSU	SBU	UMR	CMSU	MWSC	MSSU
Odupitan, Mike	22-390	1-26	2-52	-	-	4-87	4-56	2-15	1-35	2-27	4-44	2-48
Tetuan, Jarod	16-329	2-30	1-76	2-34	1-16	1-20	6-108	-	1-3	-	-	2-42
Moseley, Ra'Shaw	3-58	3-58	-	-	-	-	-	-	-	-	-	-
Stuckey, Calvin	2-44	-	-	-	-	-	-	1-17	-	-	1-27	-
Terrell, Fletche	2-38	-	-	-	-	-	-	1-24	-	-	-	1-14
Neal, Aaron	1-8	-	-	-	-	-	-	-	1-8	-	-	-
Minikwu, Taurenc	1-1	-	-	1-1	-	-	-	-	-	DNP	-	-

Game By Game Interception Returns

	No-Yds/TD	MINES	LU	ESU	TSU	NWMSU	PSU	SBU	UMR	CMSU	MWSC	MSSU
Terrell, Fletche	5-113	-	-	1-69	-	-	1-0	-	1-17	1-1	1-26	-
Stuckey, Calvin	2-33	-	-	-	-	-	-	-	-	-	1-21	1-12
Meyer, Blake	1-5	-	-	DNP	1-5	-	-	DNP	-	-	-	-
Beck, Erin	1-0	-	-	-	1-0	-	-	-	-	-	-	-
Beck, Evin	1-0	-	-	-	-	-	-	-	-	-	-	1-0
Talley, Henry	1-36	DNP	1-36	-	-	-	-	-	DNP	DNP	DNP	-
Gould, Grant	1-31	1-31	-	-	-	-	-	-	-	-	-	-

Game By Game Sacks

	UA-A	TOT	MINES	LU	ESU	TSU	NWMSU	PSU	SBU	UMR	CMSU	MWSC	MSSU
Beck, Evin LB	3-2	5	-	-	1-0	-	2-21	-	-	1-5	-	-	1-11
Neal, Aaron LB	2-2	4	-	-	-	-	1-4	-	1-9	2-15	-	-	-
Hemmerling, Zach DE	1-2	3	-	-	1-5	1-2	-	-	-	1-4	-	-	-
Corcoran, Joe LB	0-2	2	-	-	-	1-3	-	-	1-3	-	-	-	-
Bull, Nick DT	1-1	2	-	-	1-1	-	1-5	-	-	-	-	-	-
Eisenbarth, Eric DE	1-1	2	-	-	2-11	-	-	-	DNP	-	DNP	DNP	-
Brown, Chris FS	0-1	1	-	-	-	-	1-5	-	-	-	-	-	-
Cobb, Terrell LB	1-0	1	-	-	-	-	-	-	-	-	-	-	1-8
Looney, Josh LB	0-1	1	-	-	-	-	-	-	1-3	-	-	-	-
Moyer, Dustin DE	0-1	1	-	-	-	1-2	-	-	-	-	-	-	-
Stuckey, Calvin DB	1-0	1	-	-	-	-	-	-	-	-	1-5	-	-
Lewis, Trey DT	1-0	1	-	-	-	-	-	-	-	1-7	-	-	-
Huenefeld, Cody DE	1-0	1	-	-	-	1-5	-	-	-	-	DNP	-	-
Gonzalez, Mike LB	0-1	1	DNP	-	-	1-2	-	-	-	-	-	-	-
Birt, Mitch DE	1-0	1	-	-	-	-	-	-	1-3	-	-	-	-

Game By Game Tackles for Loss

	UA-A	TOT	MINES	LU	ESU	TSU	NWMSU	PSU	SBU	UMR	CMSU	MWSC	MSSU
Beck, Evin LB	8-3	11	-	2-3	3-3	1-5	2-21	-	-	2-6	-	-	1-11
Bull, Nick DT	4-3	7	-	1-1	1-1	-	2-9	1-1	2-3	-	-	-	-
Neal, Aaron LB	3-2	5	1-4	-	-	-	1-4	-	1-9	2-15	-	-	-
Huenefeld, Cody DE	3-2	5	-	-	1-2	1-5	-	-	3-7	-	DNP	-	-
Gonzalez, Mike LB	3-2	5	DNP	1-0	-	1-2	1-1	-	-	-	1-1	-	1-1
Gould, Grant LB	3-1	4	-	1-1	-	-	2-3	-	-	1-3	-	-	-
Birt, Mitch DE	2-2	4	1-8	-	1-1	-	-	-	1-3	-	1-0	-	-
Hemmerling, Zach DE	1-2	3	-	-	1-5	1-2	-	-	-	1-4	-	-	-
Corcoran, Joe LB	0-3	3	-	-	-	1-3	1-2	-	1-3	-	-	-	-
Looney, Josh LB	1-2	3	-	-	1-1	-	-	-	2-9	-	-	-	-
Cobb, Terrell LB	2-1	3	-	-	-	-	1-1	-	-	-	-	-	2-9
Lewis, Trey DT	2-1	3	-	-	1-1	-	-	1-1	-	1-7	-	-	-
Stuckey, Calvin DB	1-1	2	-	-	-	-	-	-	-	-	1-1	1-5	-
Moyer, Dustin DE	0-2	2	-	1-1	-	1-2	-	-	-	-	-	-	-
Brown, Chris FS	1-1	2	-	-	-	-	1-5	-	-	1-1	-	-	-
Eisenbarth, Eric DE	1-1	2	-	-	2-11	-	-	-	DNP	-	DNP	DNP	-
Kuszak, Shawn LB	0-1	1	DNP	1-1	DNP	DNP	DNP	DNP	DNP	DNP	DNP	DNP	DNP
Young, Tramaine DB	1-0	1	-	-	-	-	-	-	1-2	-	DNP	-	-
Nichols, Blake DT	1-0	1	-	-	-	-	-	-	-	-	DNP	-	1-1

Game By Game Tackles - Leaders

	UA-A	TOT	MINES	LU	ESU	TSU	NWMSU	PSU	SBU	UMR	CMSU	MWSC	MSSU
Gould, Grant LB	49-67	116	5-11	4-3	6-12	4-3	6-2	3-5	6-6	6-2	4-7	4-12	1-4
Beck, Evin LB	34-46	80	4-2	5-1	3-7	1-1	3-2	2-4	3-10	6-1	2-10	1-2	4-6
Terrell, Fletche DB	35-18	53	3-2	2-1	5-3	0-1	3-0	3-0	3-3	2-1	3-1	1-2	10-4
Looney, Josh LB	19-27	46	3-2	2-3	2-6	0-1	2-0	2-1	4-5	1-1	0-2	1-4	2-2
Cobb, Terrell LB	24-21	45	2-2	2-3	1-3	1-2	0-3	4-1	2-3	3-0	2-1	1-0	6-3

2004 WASHBURN ICHABOD FOOTBALL



Ichabod Red Zone Stats

Date	Opponent	Score	Times In RZ	Times Scored	Total Pts	Rush TDs	Pass TDs	FGs TDs	---- Failed to score inside RZ ----	Made	FGA	Downs	Int	Fumb	Half	Game
Aug 28	Colorado Mines	L 27-34	2	2	14	2	2	0	0	0	0	0	0	0	0	0
Sep 04	Langston	W 30-7	4	3	21	3	2	1	0	1	0	0	0	0	0	0
*Sep 11	Emporia State	W 28-10	3	2	14	2	2	0	0	1	0	0	0	0	0	0
*Sep 18	at Truman	W 62-0	7	6	41	6	3	3	0	1	0	0	0	0	0	0
*Sep 25	Northwest Mo. St.	L 21-49	1	0	0	0	0	0	0	0	0	1	0	0	0	0
*Oct 02	at Pittsburg State	L 14-70	2	1	7	1	0	1	0	0	0	0	0	0	1	0
*Oct 09	Southwest Baptst	W 38-35	5	5	32	4	1	3	1	0	0	0	0	0	0	0
*Oct 16	at Missouri-Rolla	W 42-17	9	6	42	6	2	4	0	1	1	0	0	0	1	0
*Oct 23	at Central Missouri	L 21-47	2	2	14	2	0	2	0	0	0	0	0	0	0	0
*Oct 30	Missouri Western	W 30-23	5	5	30	4	3	1	1	0	0	0	0	0	0	0
*Nov 06	at Missouri Southern	W 58-43	6	5	30	4	1	3	1	1	0	0	0	0	0	0
Totals 37 of 46 (80.4%)			46	37	245	34	16	18	3	5	2	0	0	0	2	0

Opponent Red Zone Stats

Date	Opponent	Score	Times In RZ	Times Scored	Total Pts	Rush TDs	Pass TDs	FGs TDs	---- Failed to score inside RZ ----	Made	FGA	Downs	Int	Fumb	Half	Game
Aug 28	Colorado Mines	L 27-34	5	4	27	4	2	2	0	1	0	0	0	0	0	0
Sep 04	Langston	W 30-7	1	0	0	0	0	0	0	0	1	0	0	0	0	0
*Sep 11	Emporia State	W 28-10	3	2	10	1	1	0	1	0	1	0	0	0	0	0
*Sep 18	at Truman	W 62-0	0	0	0	0	0	0	0	0	0	0	0	0	0	0
*Sep 25	Northwest Mo. St.	L 21-49	6	5	35	5	2	3	0	1	0	0	0	0	0	0
*Oct 02	at Pittsburg State	L 14-70	3	3	22	3	2	1	0	0	0	0	0	0	0	0
*Oct 09	Southwest Baptst	W 38-35	6	5	35	5	5	0	0	1	0	0	0	0	0	0
*Oct 16	at Missouri-Rolla	W 42-17	4	3	17	2	1	1	1	0	0	0	0	1	0	0
*Oct 23	at Central Missouri	L 21-47	4	4	24	3	3	0	1	0	0	0	0	0	0	0
*Oct 30	Missouri Western	W 30-23	4	3	16	2	2	0	1	0	0	0	1	0	0	0
*Nov 06	at Missouri Southern	W 58-43	6	6	27	3	1	2	3	0	0	0	0	0	0	0
Totals 35 of 42 (83.3%)			42	35	213	28	19	9	7	4	1	1	1	1	0	0

Ichabod 3rd Down Conversions

Date	Opponent	Score	Overall	1st Qtr	2nd Qtr	3rd Qtr	4th Qtr	OT	Qtr				
Aug 28	Colorado Mines	L 27-34	7-17	41.2%	4-5	80.0%	1-5	20.0%	0-2	0.0%	2-5	40.0%	
Sep 04	Langston	W 30-7	9-18	50.0%	0-1	0.0%	4-6	66.7%	5-8	62.5%	0-3	0.0%	
Sep 11	Emporia State	W 28-10	4-12	33.3%	1-2	50.0%	0-3	0.0%	1-3	33.3%	2-4	50.0%	
Sep 18	at Truman	W 62-0	6-11	54.5%	2-2	100.0%	3-4	75.0%	1-3	33.3%	0-2	0.0%	
Sep 25	Northwest Mo. St.	L 21-49	5-17	29.4%	2-4	50.0%	1-6	16.7%	1-5	20.0%	1-2	50.0%	
Oct 02	at Pittsburg State	L 14-70	5-15	33.3%	0-4	0.0%	2-5	40.0%	1-3	33.3%	2-3	66.7%	
Oct 09	Southwest Baptst	W 38-35	5-14	35.7%	0-1	0.0%	1-4	25.0%	3-3	100.0%	1-6	16.7%	
Oct 16	at Missouri-Rolla	W 42-17	8-16	50.0%	1-2	50.0%	3-6	50.0%	0-3	0.0%	4-5	80.0%	
Oct 23	at Central Missouri	L 21-47	2-12	16.7%	0-3	0.0%	0-3	0.0%	1-4	25.0%	1-2	50.0%	
Oct 30	Missouri Western St.	W 30-23	2-12	16.7%	0-3	0.0%	0-3	0.0%	0-1	0.0%	2-5	40.0%	
Nov 06	at Missouri Southern	W 58-43	4-12	33.3%	0-2	0.0%	2-4	50.0%	1-2	50.0%	1-4	25.0%	
Washburn			57-156	36.5%	10-29	34.5%	17-49	34.7%	14-37	37.8%	16-41	39.0%	0-0
Opponents			75-168	44.6%	26-46	56.5%	15-38	39.5%	17-43	39.5%	17-41	41.5%	0-0

Ichabod 4th Down Conversions

Date	Opponent	Score	Overall	1st Qtr	2nd Qtr	3rd Qtr	4th Qtr	OT Qtr					
Aug 28	Colorado Mines	L 27-34	3-5	60.0%	1-1	100.0%	1-1	100.0%	0-1	0.0%	1-2	50.0%	
Sep 04	Langston	W 30-7	0-0	0.0%	0-0	0.0%	0-0	0.0%	0-0	0.0%	0-0	0.0%	
Sep 11	Emporia State	W 28-10	1-2	50.0%	0-0	0.0%	0-0	0.0%	0-1	0.0%	1-1	100.0%	
Sep 18	at Truman	W 62-0	0-0	0.0%	0-0	0.0%	0-0	0.0%	0-0	0.0%	0-0	0.0%	
Sep 25	Northwest Mo. St.	L 21-49	2-5	40.0%	0-1	0.0%	1-2	50.0%	0-1	0.0%	1-1	100.0%	
Oct 02	at Pittsburg State	L 14-70	1-2	50.0%	1-1	100.0%	0-1	0.0%	0-0	0.0%	0-0	0.0%	
Oct 09	Southwest Baptist	W 38-35	2-2	100.0%	0-0	0.0%	0-0	0.0%	0-0	0.0%	2-2	100.0%	
Oct 16	at Missouri-Rolla	W 42-17	2-4	50.0%	0-0	0.0%	2-2	100.0%	0-2	0.0%	0-0	0.0%	
Oct 23	at Central Missouri	L 21-47	1-4	25.0%	0-1	0.0%	0-0	0.0%	1-2	50.0%	0-1	0.0%	
Oct 30	Missouri Western St.	W 30-23	1-1	100.0%	0-0	0.0%	0-0	0.0%	0-0	0.0%	1-1	100.0%	
Nov 06	at Missouri Southern	W 58-43	1-1	100.0%	1-1	100.0%	0-0	0.0%	0-0	0.0%	0-0	0.0%	
Washburn			14-26	53.8%	3-5	60.0%	4-6	66.7%	1-7	14.3%	6-8	75.0%	0-0
Opponents			9-21	42.9%	1-3	33.3%	4-7	57.1%	2-2	100.0%	2-9	22.2%	0-0

Ichabod Game By Game

		---RUSHING---			--RECEIVING--			-----PASSING-----			--KICK RET--			--PUNT RET--			All					
Date	Opponent	No.	Yds	TD	Lg	No.	Yds	TD	Lg	Att-Cmp-Int	Yds	TD	Lg	No	Yds	TD	Lg	No	Yds	TD	Lg	Purp
Aug 28, 2004	COLORADO MINES	41	203	2	31	14	178	2	64	23-14-2	178	2	64	6	114	0	26	3	22	0	12	548
Sep 04, 2004	LANGSTON	34	141	3	31	19	198	1	27	39-19-0	198	1	27	3	128	0	76	4	40	0	27	543
Sep 11, 2004	EMPORIA STATE	35	80	2	17	10	237	2	86	18-10-0	237	2	86	3	33	0	27	2	7	0	6	426
Sep 18, 2004	at Truman	50	271	4	31	21	282	5	36	33-21-1	282	5	36	1	16	0	16	4	98	0	48	672
Sep 25, 2004	NORTHWEST MO. ST.	32	54	0	20	22	267	2	50	40-22-0	267	2	50	5	107	0	23	2	-3	0	1	425
Oct 02, 2004	at Pittsburg State	46	153	0	20	23	267	2	35	40-23-2	267	2	35	10	164	0	32	0	0	0	0	584
Oct 09, 2004	SOUTHWEST BAPITST	29	137	1	27	22	264	3	40	40-22-0	264	3	40	4	56	0	24	3	70	1	24	527
Oct 16, 2004	at Missouri-Rolla	47	254	2	34	16	263	4	50	33-16-0	263	4	50	3	46	0	35	5	61	0	21	641
Oct 23, 2004	at Central Missouri	34	178	0	35	12	176	3	41	29-12-2	176	3	41	2	27	0	17	1	1	0	1	383
Oct 30, 2004	MISSOURI WESTERN	43	167	2	18	8	85	0	27	24-8-2	85	0	27	6	164	1	93	3	103	0	43	519
Nov 06, 2004	at Missouri Southern	47	233	2	63	13	257	5	64	20-13-0	257	5	64	5	104	0	27	3	129	1	66	735
Totals		439	1965	19	63	187	2591	30	86	345-187-8	2591	30	86	47	866	0	76	31	472	2	666	112
Opponent		442	2327	25	77	188	2355	18	63	352-188-12	2355	18	63	52	917	1	93	27	461	1	856	097

Date	Opponent	-----TACKLES-----			-SACKS-		-FUMBLE-		Int-Yds	QBH	Pass Brk	Blkd Kick	-Kicks-XPTS-				Pts
		Solo	Ast	Total	TFL-Yds	No-Yds	FF	FR-Yds					Att-Mad	Run	Rcv	Saf	
Aug 28, 2004	COLORADO MINES	38	38	76	2-12	0-0	1	0-0	1-31	0	3	2	4-3	0	0	0	27
Sep 04, 2004	LANGSTON	34	34	68	7-7	0-0	2	2-0	1-36	0	6	0	4-4	0	0	1	30
Sep 11, 2004	EMPORIA STATE	39	66	105	11-25	5-17	0	1-0	1-69	0	8	0	4-4	0	0	0	28
Sep 18, 2004	at Truman	20	34	54	6-19	5-14	0	2-0	2-5	0	4	0	9-8	0	0	0	62
Sep 25, 2004	NORTHWEST MO. ST.	37	34	71	11-46	5-35	1	1-0	0-0	0	0	1	3-3	0	0	0	21
Oct 02, 2004	at Pittsburg State	36	28	64	2-2	0-0	0	0-0	1-0	0	2	0	2-2	0	0	0	14
Oct 09, 2004	SOUTHWEST BAPTIST	40	55	95	11-36	4-18	2	2-0	0-0	0	4	1	4-3	0	1	0	38
Oct 16, 2004	at Missouri-Rolla	43	16	59	8-36	5-31	2	3-10	1-17	0	4	0	5-4	0	1	0	42
Oct 23, 2004	at Central Missouri	40	44	84	3-2	0-0	1	0-0	1-1	0	1	0	3-3	0	0	0	21
Oct 30, 2004	MISSOURI WESTERN	48	32	80	7-27	3-21	0	0-0	1-0	0	1	2	3-2	0	0	0	23
Nov 06, 2004	at Missouri Southern	50	38	88	5-22	2-19	0	2-0	2-12	0	7	0	7-7	0	0	0	58
Totals		410	437	847	67-212	27-139	10	14-10	12-218	0	44	5	49-44	0	2	1	371
Opponent		440	362	802	79-237	16-93	11	8-0	8-37	0	27	6	40-34	1	3	1	335

Date	Opponent	-----PUNTING-----								--FIELD GOALS--		
		No	Yds	Avg	Long	Blkd	TB	FC	50+	120	Att-Made	Blkd
Aug 28, 2004	COLORADO MINES	4	165	41.2	54	0	0	0	1	1	0-0	0
Sep 04, 2004	LANGSTON	7	252	36.0	48	1	1	1	0	3	1-0	1
Sep 11, 2004	EMPORIA STATE	5	215	43.0	53	0	0	1	2	2	1-0	0
Sep 18, 2004	at Truman	3	114	38.0	42	0	1	1	0	1	2-0	0
Sep 25, 2004	NORTHWEST MO. ST.	6	276	46.0	49	0	0	0	0	0	0-0	0
Oct 02, 2004	at Pittsburg State	6	256	42.7	56	0	1	1	1	2	1-0	0
Oct 09, 2004	SOUTHWEST BAPTIST	4	136	34.0	41	0	1	0	0	1	2-1	0
Oct 16, 2004	at Missouri-Rolla	3	135	45.0	50	0	2	1	1	0	1-0	0
Oct 23, 2004	at Central Missouri	5	185	37.0	55	1	0	0	1	1	0-0	0
Oct 30, 2004	MISSOURI WESTERN	6	235	39.2	45	0	0	1	0	3	1-1	0
Nov 06, 2004	at Missouri Southern	5	210	42.0	49	0	1	0	0	2	2-1	1
Totals		54	2193	40.6	56	2	7	5	7	13	12-3	3
Opponent		52	1823	35.1	50	1	1	2	1	14	13-7	2

Ichabod Time of Possession

Date	Opponent	Score	Overall	1st Qtr	2nd Qtr	3rd Qtr	4th Qtr	OT Qtr
Aug 28	Colorado Mines	L 27-34	34:40	10:08	7:47	8:47	7:58	
Sep 04	Langston	W 30-7	29:21	5:17	9:36	9:19	5:09	
Sep 11	Emporia State	W 28-10	24:33	5:02	4:41	6:39	8:11	
Sep 18	at Truman	W 62-0	34:46	7:57	9:24	9:29	7:56	
Sep 25	Northwest Mo. St.	L 21-49	29:55	9:03	8:30	6:36	5:46	
Oct 02	at Pittsburg State	L 14-70	34:06	9:10	9:36	6:38	8:42	
Oct 09	Southwest Baptist	W 38-35	23:37	2:46	6:42	6:30	7:39	
Oct 16	at Missouri-Rolla	W 42-17	31:18	5:23	8:11	5:43	12:01	
Oct 23	at Central Missouri	L 21-47	28:31	4:26	9:03	9:05	5:57	
Oct 30	Missouri Western St.	W 30-23	29:00	7:26	8:43	3:31	9:20	
Nov 06	at Missouri Southern	W 58-43	31:22	6:18	8:11	6:34	10:19	
Washburn			Total	72:56	90:24	78:51	88:58	0:00
Avg.			30:06	6:37	8:13	7:10	8:05	0:00

Opponent Game By Game

		--RUSHING--			--RECEIVING--			-----PASSING-----			--KICK RET--			--PUNT RET--			All					
Date	Opponent	No.	Yds	TD	Lg	No.	Yds	TD	Lg	Att-Cmp-Int	Yds	TD	Lg	No	Yds	TD	Lg	No	Yds	TD	Lg	Purp
Aug 28, 2004	COLORADO MINES	26	172	2	69	31	267	3	26	43-31-1	267	3	26	4	69	0	27	2	50	0	40	558
Sep 04, 2004	LANGSTON	41	194	0	26	10	141	1	26	30-10-1	141	1	26	2	25	0	13	3	32	0	10	392
Sep 11, 2004	EMPORIA STATE	46	151	1	23	21	231	0	22	43-21-1	231	0	22	5	75	0	23	3	34	0	26	491
Sep 18, 2004	at Truman	24	67	0	18	12	89	0	22	33-12-2	89	0	22	6	112	0	49	0	0	0	0	268
Sep 25, 2004	NORTHWEST MO. ST.	39	224	3	44	18	267	4	62	25-18-0	267	4	62	3	62	0	22	5	101	0	37	654
Oct 02, 2004	at Pittsburg State	44	538	6	77	10	175	4	45	17-10-1	175	4	45	3	58	0	24	4	22	0	9	797
Oct 09, 2004	SOUTHWEST BAPITST	54	324	5	70	15	170	0	36	29-15-0	170	0	36	6	81	0	41	2	7	0	6	582
Oct 16, 2004	at Missouri-Rolla	34	56	1	24	21	279	1	52	40-21-1	279	1	52	5	52	0	21	0	0	0	0	387
Oct 23, 2004	at Central Missouri	50	309	4	48	12	247	2	63	19-12-1	247	2	63	4	73	0	26	3	28	0	15	690
Oct 30, 2004	MISSOURI WESTERN	43	167	2	18	8	85	0	27	24-8-2	85	0	27	6	164	1	93	3	103	0	43	519
Nov 06, 2004	at Missouri Southern	41	125	1	18	30	404	3	44	49-30-2	404	3	44	8	146	0	40	2	84	1	85	759
	Opponent totals	442	2327	25	77	188	2355	18	63	352-188-12	2355	18	63	52	917	1	93	27	461	1	85	6097
	Washburn	439	1965	19	63	187	2591	30	86	345-187-8	2591	30	86	47	866	0	76	31	472	2	66	6112

Date	Opponent	-----TACKLES-----			-SACKS-		-FUMBLE-			QBH	Pass		Blkd	-Kicks-XPTS-			Rcv	Saf	Pts
		Solo	Ast	Total	TFL-Yds	No-Yds	FF	FR-Yds	Int-Yds		Brk	Kick		Att-Mad	Run				
Aug 28, 2004	COLORADO MINES	41	40	81	5-7	0-0	1	1-0	2-0	0	2	0	5-4	0	0	0	34		
Sep 04, 2004	LANGSTON	28	46	74	10-30	0-0	1	1-0	0-0	0	2	2	1-1	0	0	0	7		
Sep 11, 2004	EMPORIA STATE	29	26	55	4-14	1-6	0	0-0	0-0	0	2	0	1-1	0	0	0	10		
Sep 18, 2004	at Truman	46	36	82	4-8	0-0	0	1-0	1-0	0	1	0	0-0	0	0	0	0		
Sep 25, 2004	NORTHWEST MO. ST.	34	48	82	11-47	4-24	2	2-0	0-0	0	9	0	7-7	0	0	0	49		
Oct 02, 2004	at Pittsburg State	51	48	99	8-28	6-22	4	1-0	2-4	0	4	0	9-8	0	1	0	70		
Oct 09, 2004	SOUTHWEST BAPITST	33	20	53	8-35	2-20	2	2-0	0-0	0	3	0	5-5	0	0	0	35		
Oct 16, 2004	at Missouri-Rolla	50	20	70	7-13	0-0	0	0-0	0-0	0	2	0	1-0	0	1	0	17		
Oct 23, 2004	at Central Missouri	31	26	57	6-7	0-0	0	0-0	2-33	0	1	1	6-6	0	0	1	47		
Oct 30, 2004	MISSOURI WESTERN	48	32	80	7-27	3-21	0	0-0	1-0	0	1	2	3-2	0	0	0	23		
Nov 06, 2004	at Missouri Southern	49	20	69	9-21	0-0	1	0-0	0-0	0	0	1	2-0	1	1	0	43		
	Opponent totals	440	362	802	79-237	16-93	11	8-0	8-37	0	27	6	40-34	1	3	1	335		
	Washburn	410	437	847	67-212	27-139	10	14-10	12-218	0	44	5	49-44	0	2	1	371		

Date	Opponent	-----PUNTING-----										---FIELD GOALS---		
		No	Yds	Avg	Long	Blkd	TB	FC	50+	120		Att-Made	Lg	Blkd
Aug 28, 2004	COLORADO MINES	5	187	37.4	50	0	1	0	1	2		1-0	0	1
Sep 04, 2004	LANGSTON	6	192	32.0	40	0	0	1	0	0		1-0	0	0
Sep 11, 2004	EMPORIA STATE	3	114	38.0	47	0	0	0	0	1		2-1	30	0
Sep 18, 2004	at Truman	10	331	33.1	48	0	0	0	0	1		0-0	0	0
Sep 25, 2004	NORTHWEST MO. ST.	5	160	32.0	35	0	0	0	0	1		1-0	0	1
Oct 02, 2004	at Pittsburg State	2	83	41.5	43	0	0	0	0	2		0-0	0	0
Oct 09, 2004	SOUTHWEST BAPITST	4	123	30.8	46	1	0	0	0	2		1-0	0	0
Oct 16, 2004	at Missouri-Rolla	5	194	38.8	47	0	0	0	0	0		1-1	18	0
Oct 23, 2004	at Central Missouri	3	101	33.7	43	0	0	0	0	2		2-1	35	0
Oct 30, 2004	MISSOURI WESTERN	6	235	39.2	45	0	0	1	0	3		1-1	23	0
Nov 06, 2004	at Missouri Southern	3	103	34.3	39	0	0	0	0	0		3-3	37	0
Opponent totals		52	1823	35.1	50	1	1	2	1	14		13-7	37	2
Washburn		54	2193	40.6	56	2	7	5	7	13		12-3	32	3



Ichabod Individual Game Highs

Rushes	31	Moseley,Ra'Shaw at Missouri Southern (Nov 06)
Yards Rushing	170	Moseley,Ra'Shaw vs Missouri Western St. (Oct 30)
TD Rushes	3	Moseley,Ra'Shaw vs Missouri Western St. (Oct 30)
Long Rush	63	Moseley,Ra'Shaw at Missouri Southern (Nov 06)
Pass attempts	38	Schuerman,Tyler vs Southwest Baptst (Oct 09)
Pass completions	22	Schuerman,Tyler vs Southwest Baptst (Oct 09)
Yards Passing	264	Schuerman,Tyler vs Southwest Baptst (Oct 09)
TD Passes	5	Schuerman,Tyler at Missouri Southern (Nov 06)
Long Pass	86	Schuerman,Tyler vs Emporia State (Sep 11)
Receptions	10	Sissom,Sam vs Southwest Baptst (Oct 09)
Yards Receiving	153	Sissom,Sam vs Emporia State (Sep 11)
TD Receptions	3	Odupitan,Mike at Missouri Southern (Nov 06)
Long Reception	86	Sissom,Sam vs Emporia State (Sep 11)
Field Goals	1	Sabel,Connor vs Southwest Baptst (Oct 09)
		Sabel,Connor vs Missouri Western St. (Oct 30)
		Sabel,Connor at Missouri Southern (Nov 06)
Long Field Goal	32	Sabel,Connor vs Southwest Baptst (Oct 09)
		Sabel,Connor at Missouri Southern (Nov 06)
Punts	6	Massey,Curtis vs Langston (Sep 04)
		Massey,Curtis vs Northwest Mo. St. (Sep 25)
		Massey,Curtis at Pittsburg State (Oct 02)
		Massey,Curtis vs Missouri Western St. (Oct 30)
Punting Avg	46.0	Massey,Curtis vs Northwest Mo. St. (Sep 25)
Long Punt	56	Massey,Curtis at Pittsburg State (Oct 02)
Long Punt Return	66	Sissom,Sam at Missouri Southern (Nov 06)
Long Kickoff Return	76	Tetuan,Jarod vs Langston (Sep 04)
Tackles	18	Gould,Grant vs Emporia State (Sep 11)
Sacks	2.0	Eisenbarth,Eric vs Emporia State (Sep 11)
		Beck,Evin vs Northwest Mo. St. (Sep 25)
		Neal,Aaron at Missouri-Rolla (Oct 16)
Tackles For Loss	3.0	Beck,Evin vs Emporia State (Sep 11)
		Huenefeld,Cody vs Southwest Baptst (Oct 09)
Interceptions	1	12 tied with 1

Team Game Highs

Rushes	50	at Truman (Sep 18)
Yards Rushing	271	at Truman (Sep 18)
Yards Per Rush	5.9	vs Missouri Western St. (Oct 30)
TD Rushes	4	at Truman (Sep 18)
Pass attempts	40	vs Northwest Mo. St. (Sep 25)
		at Pittsburg State (Oct 02)
		vs Southwest Baptst (Oct 09)
Pass completions	23	at Pittsburg State (Oct 02)
Yards Passing	282	at Truman (Sep 18)
Yards Per Pass	13.2	vs Emporia State (Sep 11)
TD Passes	5	at Truman (Sep 18)
		at Missouri Southern (Nov 06)
Total Plays	86	at Pittsburg State (Oct 02)
Total Offense	553	at Truman (Sep 18)
Yards Per Play	7.3	at Missouri Southern (Nov 06)
Points	62	at Truman (Sep 18)
Sacks By	4	vs Northwest Mo. St. (Sep 25)
		at Missouri-Rolla (Oct 16)
First Downs	29	at Truman (Sep 18)
Penalties	16	vs Emporia State (Sep 11)
Penalty Yards	135	vs Langston (Sep 04)
Turnovers	3	vs Colorado Mines (Aug 28)
		at Pittsburg State (Oct 02)
Interceptions By	2	at Truman (Sep 18)
		vs Missouri Western St. (Oct 30)
		at Missouri Southern (Nov 06)

Opponent Individual Game Highs

Rushes	25	Kirven,Marco, vs Southwest Baptst (Oct 09)
Yards Rushing	186	Race,Germaine, at Pittsburg State (Oct 02)
TD Rushes	3	Race,Germaine, at Pittsburg State (Oct 02)
		Rawls,JoJo, vs Southwest Baptst (Oct 09)
Long Rush	77	Race,Germaine, at Pittsburg State (Oct 02)
Pass attempts	49	Emert,Nathan, at Missouri Southern (Nov 06)
Pass completions	31	Friehauf,Chad, vs Colorado Mines (Aug 28)
Yards Passing	404	Emert,Nathan, at Missouri Southern (Nov 06)
TD Passes	4	Lamberson,Josh, vs Northwest Mo. St. (Sep 25)
Long Pass	63	Sangster,Jimmy, at Central Missouri (Oct 23)
Receptions	11	Gallas,Justin, vs Colorado Mines (Aug 28)
Yards Receiving	140	Drussa,Cole, at Missouri-Rolla (Oct 16)
TD Receptions	2	Rector,Jamaica, vs Northwest Mo. St. (Sep 25)
		Hilburn,Cody, at Missouri Southern (Nov 06)
Long Reception	63	Conner,Jimmy, at Central Missouri (Oct 23)
Field Goals	3	Hawkins,Brandon, at Missouri Southern (Nov 06)
Long Field Goal	37	Hawkins,Brandon, at Missouri Southern (Nov 06)
Punts	10	Kamphoefner,M., at Truman (Sep 18)
Punting Avg	41.5	Majors,Andy, at Pittsburg State (Oct 02)
Long Punt	50	Medina,Danny, vs Colorado Mines (Aug 28)
Long Punt Return	85	Mathes,Demarcus, at Missouri Southern (Nov 06)
Long Kickoff Return	93	Brooks,Jarrett, vs Missouri Western St. (Oct 30)
Tackles	13	Leger,Daniel, vs Colorado Mines (Aug 28)
Sacks	3.0	Warlop,Casey, at Pittsburg State (Oct 02)
Tackles For Loss	3.0	Warlop,Casey, at Pittsburg State (Oct 02)
		Martin,Blake, at Missouri Southern (Nov 06)
Interceptions	2	Miller,Tim, vs Colorado Mines (Aug 28)

Opponent Team Game Highs

Rushes	54	vs Southwest Baptst (Oct 09)
Yards Rushing	538	at Pittsburg State (Oct 02)
Yards Per Rush	12.2	at Pittsburg State (Oct 02)
TD Rushes	6	at Pittsburg State (Oct 02)
Pass attempts	49	at Missouri Southern (Nov 06)
Pass completions	31	vs Colorado Mines (Aug 28)
Yards Passing	404	at Missouri Southern (Nov 06)
Yards Per Pass	13.0	at Central Missouri (Oct 23)
TD Passes	4	vs Northwest Mo. St. (Sep 25)
		at Pittsburg State (Oct 02)
Total Plays	90	at Missouri Southern (Nov 06)
Total Offense	713	at Pittsburg State (Oct 02)
Yards Per Play	11.7	at Pittsburg State (Oct 02)
Points	70	at Pittsburg State (Oct 02)
Sacks By	4	at Pittsburg State (Oct 02)
First Downs	28	at Pittsburg State (Oct 02)
Penalties	13	vs Langston (Sep 04)
		vs Emporia State (Sep 11)
Penalty Yards	110	vs Emporia State (Sep 11)
Turnovers	4	at Truman (Sep 18)
		at Missouri-Rolla (Oct 16)
		at Missouri Southern (Nov 06)
Interceptions By	2	vs Colorado Mines (Aug 28)
		at Pittsburg State (Oct 02)
		at Central Missouri (Oct 23)


Ichabod Scoring Drives

Game	Qtr	Time	Scoring play	Conversion	Plays-Yards	TOP
Colorado School of Mines						
	1st	10:42	Sissom, Sam 38 yd pass from Schuerman, Tyler	Sabel, Connor kick failed	9-68	4:18
	1st	04:17	Hearn, Trent 4 yd run	Sabel, Connor kick	11-75	4:21
	2nd	03:10	Moseley, Ra'Shaw 13 yd run	Sabel, Connor kick	6-38	2:24
	4th	07:52	Sissom, Sam 64 yd pass from Schuerman, Tyler	Sabel, Connor kick	4-92	1:36
Langston						
	1st	11:29	Moseley, Ra'Shaw 24 yd run	Sabel, Connor kick	6-68	2:28
	1st	04:22	Sissom, Sam 14 yd pass from Schuerman, Tyler	Sabel, Connor kick	3-19	1:09
	2nd	08:35	Moseley, Ra'Shaw 1 yd run	Sabel, Connor kick	11-80	5:34
	3rd	00:42	Odupitan, Mike 14 yd run	Sabel, Connor kick	4-30	1:20
	4th	13:20	Ichabods safety			
Emporia State						
	1st	09:45	Sissom, Sam 36 yd pass from Schuerman, Tyler	Sabel, Connor kick	5-80	1:35
	1st	04:40	Hearn, Trent 3 yd run	Sabel, Connor kick	3-11	1:18
	4th	05:32	Sissom, Sam 86 yd pass from Schuerman, Tyler	Sabel, Connor kick	3-86	0:53
	4th	02:24	Bland, Rawshawn 7 yd run	Sabel, Connor kick	5-46	2:09
Truman State						
	1st	10:58	Schuerman, Tyler 31 yd run	Sabel, Connor kick	9-81	4:02
	1st	07:09	Schuerman, Tyler 1 yd run	Sabel, Connor kick	5-35	2:02
	2nd	14:02	Sissom, Sam 12 yd pass from Schuerman, Tyler	Sabel, Connor kick	6-59	1:04
	2nd	09:17	Moseley, Ra'Shaw 2 yd run	Sabel, Connor kick	6-37	2:25
	2nd	03:33	Moseley, Ra'Shaw 7 yd run	Sabel, Connor kick	11-82	4:28
	2nd	00:33	Lehman, Cason 14 yd pass from Schuerman, Tyler	Sabel, Connor kick	4-30	0:22
	2nd	00:25	Sissom, Sam 12 yd pass from Schuerman, Tyler	Sabel, Connor kick failed	1-12	0:08
	3rd	09:23	Odupitan, Mike 21 yd pass from Schuerman, Tyler	Sabel, Connor kick	1-21	0:07
	4th	14:31	Hickel, Dustin 36 yd pass from Brill, Jordan	Sabel, Connor kick	3-48	1:24
Northwest Missouri						
	1st	01:53	Birt, Mitch 0 yd fumble recovery	Sabel, Connor kick	--	--
	2nd	00:00	Odupitan, Mike 50 yd pass from Brill, Jordan	Sabel, Connor kick	5-73	0:35
	4th	04:46	Tetuan, Jarod 30 yd pass from Brill, Jordan	Sabel, Connor kick	10-80	4:36
Pittsburg State						
	2nd	07:12	Scott, Jeff 8 yd pass from Brill, Jordan	Sabel, Connor kick	10-75	4:19
	4th	12:28	Lehman, Cason 34 yd pass from Hickel, Dustin	Sabel, Connor kick	6-93	2:24
Southwest Baptist						
	1st	06:32	Moseley, Ra'Shaw 7 yd run	Sabel, Connor kick	2-14	0:43
	3rd	11:16	Sissom, Sam 7 yd pass from Schuerman, Tyler	Sabel, Connor kick	9-74	3:41
	3rd	02:17	Sissom, Sam 13 yd pass from Schuerman, Tyler	Sabel, Connor kick	7-65	1:47
	3rd	00:52	Young, Tramaine 24 yd blocked punt return	Sabel, Connor kick failed		
	4th	10:49	Sabel, Connor 32 yd field goal		4-8	1:19
	4th	00:31	Odupitan, Mike 6 yd pass from Schuerman, Tyler	Sissom, Sam pass	13-73	1:10
Missouri-Rolla						
	1st	05:57	Odupitan, Mike 2 yd pass from Schuerman, Tyler	Sabel, Connor kick failed	6-56	2:00
	1st	03:33	Odupitan, Mike 8 yd pass from Schuerman, Tyler	Looney, Josh pass	3-54	1:13
	2nd	09:21	Sissom, Sam 10 yd pass from Schuerman, Tyler	Sabel, Connor kick	13-67	4:34
	2nd	00:51	Tetuan, Jarod 10 yd pass from Schuerman, Tyler	Sabel, Connor kick	7-66	0:49
	4th	09:27	Moseley, Ra'Shaw 3 yd run	Sabel, Connor kick	9-80	4:01
	4th	05:40	Bland, Rawshawn 4 yd run	Sabel, Connor kick	9-80	3:17
Central Missouri						
	2nd	02:20	Sissom, Sam 10 yd pass from Schuerman, Tyler	Sabel, Connor kick	7-80	3:26
	3rd	00:08	Sissom, Sam 2 yd pass from Schuerman, Tyler	Sabel, Connor kick	8-80	2:12
	4th	01:17	Odupitan, Mike 35 yd pass from Brill, Jordan	Sabel, Connor kick	8-88	3:43
Missouri Western						
	2nd	04:49	Moseley, Ra'Shaw 5 yd run	Sabel, Connor kick blocked	8-84	4:26
	3rd	10:32	Moseley, Ra'Shaw 1 yd run	Sabel, Connor kick	5-44	1:46
	4th	11:33	Moseley, Ra'Shaw 2 yd run	Sabel, Connor kick	10-75	3:25
	4th	08:50	Sabel, Connor 27 yd field goal		5-33	2:36
	4th	00:21	Sissom, Sam 16 yd pass from Schuerman, Tyler	Sabel, Connor kick	6-65	0:29
Missouri Southern						
	1st	09:55	Scott, Jeff 3 yd pass from Schuerman, Tyler	Sabel, Connor kick	11-61	5:05
	1st	02:39	Odupitan, Mike 64 yd pass from Schuerman, Tyler	Sabel, Connor kick	1-64	0:11
	2nd	11:07	Odupitan, Mike 25 yd pass from Schuerman, Tyler	Sabel, Connor kick	2-22	0:48
	2nd	08:35	Bland, Rawshawn 2 yd run	Lehman, Cason pass failed	3-7	1:29
	2nd	03:50	Odupitan, Mike 18 yd pass from Schuerman, Tyler	Sabel, Connor kick	8-53	3:06
	3rd	13:24	Moseley, Ra'Shaw 63 yd run	Sabel, Connor kick	1-63	0:13
	3rd	03:27	Sabel, Connor 32 yd field goal		12-58	6:10
	3rd	01:50	Sissom, Sam 66 yd punt return	Sabel, Connor kick		
	4th	05:48	Sissom, Sam 14 yd pass from Schuerman, Tyler	Sabel, Connor kick	7-74	3:38



Opponent Scoring Drives

Opp	Qtr	Time	Scoring play	Conversion	Plays-Yards	TOP
Colorado School of Mines						
	1st	08:45	Frieauf, Chad 2 yd run	Abel, Aaron kick blockd	4-80	1:53
	1st	01:22	Frieauf, Chad 15 yd run	Abel, Aaron kick	6-59	2:48
	2nd	12:21	Hollinshead, R 15 yd pass from Frieauf, Chad	Abel, Aaron kick	4-41	1:20
	2nd	08:55	Gallas, Justin 26 yd pass from Frieauf, Chad	Abel, Aaron kick	3-34	1:29
	4th	04:55	Chan, Jonny 10 yd pass from Frieauf, Chad	Abel, Aaron kick	11-77	2:53
Langston						
	4th	05:32	Early, Jimmy 26 yd pass from Williams, Tony	Jacobs, Israel kick	12-93	5:49
Emporia State						
	1st	11:22	Gray, Justin 30 yd field goal		4-5	1:31
	2nd	13:43	Gonzalez, Jovani 1 yd run	Gray, Justin kick	13-70	5:52
Truman State						
No scoring drives						
Northwest Missouri						
	1st	10:18	Rector, Jamaica 9 yd pass from Lamberson, Josh	Berlanga, Luis kick	5-63	2:25
	1st	08:46	Omon, Xavier 4 yd run	Berlanga, Luis kick	4-24	0:45
	2nd	14:15	Rector, Jamaica 15 yd pass from Lamberson, Josh	Berlanga, Luis kick	7-73	2:30
	2nd	11:42	White, Morris 62 yd pass from Lamberson, Josh	Berlanga, Luis kick	1-62	0:09
	2nd	02:34	Lamberson, Josh 24 yd run	Berlanga, Luis kick	4-48	1:33
	2nd	00:40	Omon, Xavier 1 yd run	Berlanga, Luis kick	3-33	0:49
	3rd	13:26	Falkner, E.J. 20 yd pass from Lamberson, Josh	Berlanga, Luis kick	5-72	1:26
Pittsburg State						
	1st	09:26	Race, Germaine 10 yd run	Hellwig, Ryan pass	6-39	2:53
	1st	03:02	Austin, Tim 45 yd pass from Philpot, Neal	Alleman, Nathan kick	5-86	1:48
	1st	00:35	Ward, Mike 26 yd pass from Philpot, Neal	Alleman, Nathan kick	5-69	1:09
	2nd	11:35	Majors, Andy 38 yd run	Alleman, Nathan kick	2-42	0:47
	2nd	05:34	Race, Germaine 77 yd run	Alleman, Nathan kick	3-85	1:33
	2nd	01:47	Collums, Tyler 3 yd pass from Philpot, Neal	Alleman, Nathan kick	5-28	2:34
	3rd	12:21	Race, Germaine 29 yd run	Alleman, Nathan kick failed	5-71	2:31
	3rd	08:07	Philpot, Neal 6 yd run	Alleman, Nathan kick	4-90	1:40
	3rd	04:02	Bean, Justin 39 yd pass from Majors, Andy	Alleman, Nathan kick	4-80	1:41
	4th	04:13	Majors, Andy 38 yd run	Alleman, Nathan kick	5-50	2:37
Southwest Baptist						
	2nd	14:56	Kirven, Marco 1 yd run	Smith, Ryan kick	13-77	6:34
	2nd	03:54	Rawls, JoJo 1 yd run	Smith, Ryan kick	8-60	3:32
	3rd	04:11	Clardy, Robert 7 yd run	Smith, Ryan kick	4-42	1:30
	4th	09:08	Rawls, JoJo 1 yd run	Smith, Ryan kick	4-80	1:41
	4th	01:46	Rawls, JoJo 9 yd run	Smith, Ryan kick	9-76	3:45
Missouri-Rolla						
	1st	08:06	Armbruster, Marc 18 yd field goal		14-74	4:53
	2nd	01:40	Landry, Brandon 2 yd run	Drussa, Cole pass	8-80	3:11
Central Missouri						
	1st	12:11	Coleman, Kegan 25 yd pass from Sangster, Jimmy	Starks, Brandon kick	8-84	2:49
	1st	03:36	TEAM safety			
	2nd	14:55	Thompson, Lee 1 yd run	Starks, Brandon kick	8-52	3:29
	2nd	08:49	Thompson, Lee 3 yd run	Starks, Brandon kick	5-67	0:34
	2nd	05:46	Coleman, Kegan 40 yd run	Starks, Brandon kick	4-52	1:18
	2nd	00:01	Starks, Brandon 35 yd field goal		7-52	2:11
	3rd	07:16	Coleman, Kegan 1 yd run	Starks, Brandon kick	9-67	4:22
	3rd	02:20	Conner, Jimmy 63 yd pass from Sangster, Jimmy	Starks, Brandon kick	3-83	1:25
Missouri Western						
	1st	08:37	Cooper, Michael 23 yd field goal		9-39	4:04
	2nd	04:33	Brooks, Jarrett 93 yd kickoff return	Cooper, Michael kick		
	4th	14:55	Richardson, Nick 2 yd run	Cooper, Michael kick	12-72	6:15
	4th	05:09	Cooper, Michael 1 yd run	Cooper, Michael kick blockd	7-36	3:31
Missouri Southern						
	1st	06:29	Hawkins, Brandon 35 yd field goal		10-33	3:18
	2nd	14:06	Hawkins, Brandon 22 yd field goal		11-55	3:24
	2nd	01:33	Mathes, Demarcus 85 yd punt return	Emert, Nathan rush		
	2nd	00:00	Hawkins, Brandon 37 yd field goal		9-34	1:33
	3rd	13:43	Hilburn, Cody 15 yd pass from Emert, Nathan	Hawkins, Brandon kick failed	5-65	1:17
	3rd	09:42	Emert, Nathan 1 yd run	Emert, Nathan pass failed	11-74	3:42
	4th	14:13	Bromley, Dustin 7 yd pass from Emert, Nathan	Hawkins, Brandon kick failed	10-73	2:32
	4th	09:33	Hilburn, Cody 36 yd pass from Emert, Nathan	Mathes, Demarcus pass	2-80	0:30



TOPEKA - The Washburn Ichabods fell in their season opener 34-27 to the Colorado School of Mines. The Orediggers scored the winning touchdown with 4:55 to play in the fourth quarter to hand Washburn the loss. The Ichabods will take on Langston University next weekend on Sept. 4 at 6 p.m. in Yager Stadium.

The Ichabods opened the game with a 68-yard, 9-play touchdown drive that was capped by a 38-yard touchdown pass from Tyler Schuerman to Sam Sissom. It was the first of two touchdown passes from the duo of Schuerman to Sissom. However, the extra point attempt missed and the Ichabods led 6-0. The Orediggers would take the ensuing kickoff and score a touchdown of their own, but like the Ichabods could not convert on the extra point.

Both teams would trade touchdown drives to wrap up the first quarter with the score locked at 13. The Ichabods scored a 4-yard touchdown run by Trent Hearn. Mines would score the next 14 points of the game to take a 27-13 lead. The Ichabods would cut into the lead before halftime on a Ra'Shawn Moseley 13-yard scamper to decrease the margin to seven.

In the second half, the Ichabods and Orediggers would go scoreless in the third quarter. The Ichabods struck next on Sissom's second touchdown of the afternoon - a 64-yard strike from Schuerman that tied the score at 27 with 7:52 remaining. The Orediggers took the kickoff and then marched 77 yards in 11 plays as Chad Friehauf connected with Jonny Chan on a 10-yard touchdown pass.

Moseley finished the game with 108 yards rushing and Hearn finished with 71 yards. Schuerman was 14 of 23 with two tipped interceptions and 178 yards.

Sissom would finished with 113 yards receiving and three receptions for a 37.7 yard per catch average. The Ichabod defense was led by Grant Gould who had 15 tackles and an interception return of 31 yards. Adam Ewy had 12 tackles.



Redshirt freshman Ra'Shawn Moseley had 19 carries for 108 yards and one touchdown in the season opener against Colorado Mines. He also had three kickoff returns for 58 yards.

CSM	13	14	0	7	- 34
WU	13	7	0	7	- 27

Scoring Summary:

1st Quarter

10:42 WU - Sissom, Sam 38 yd pass from Schuerman, Tyler (Sabel, Connor kick failed), 9-68 4:18, MINES 0 - WU 6
 08:45 MINES - Friehauf, Chad 2 yd run (Abel, Aaron kick blockd), 4-80 1:53, MINES 6 - WU 6
 04:17 WU - Hearn, Trent 4 yd run (Sabel, Connor kick), 11-75 4:21, MINES 6 - WU 13
 01:22 MINES - Friehauf, Chad 15 yd run (Abel, Aaron kick), 6-59 2:48, MINES 13 - WU 13

2nd Quarter

12:21 MINES - Hollinshead, R 15 yd pass from Friehauf, Chad (Abel, Aaron kick), 4-41 1:20, MINES 20 - WU 13
 08:55 MINES - Gallas, Justin 26 yd pass from Friehauf, Chad (Abel, Aaron kick), 3-34 1:29, MINES 27 - WU 13
 03:10 WU - Moseley, Ra'Shawn 13 yd run (Sabel, Connor kick), 6-38 2:24, MINES 27 - WU 20


4th Quarter

07:52 WU - Sissom, Sam 64 yd pass from Schuerman, Tyler (Sabel, Connor kick), 4-92 1:36, MINES 27 - WU 27
 04:55 MINES - Chan, Jonny 10 yd pass from Friehauf, Chad (Abel, Aaron kick), 11-77 2:53, MINES 34 - WU 27

Team Statistics:	MINES	WU
FIRST DOWNS	23	15
RUSHES-YARDS (NET)	26-172	41-203
PASSING YDS (NET)	267	178
Passes Att-Comp-Int	43-31-1	23-14-2
TOTAL OFFENSE PLAYS-YARDS	69-439	64-381
Fumble Returns-Yards	0-0	0-0
Punt Returns-Yards	2-50	3-22
Kickoff Returns-Yards	4-69	6-114
Interception Returns-Yards	2-0	1-31
Punts (Number-Avg)	5-37.4	4-41.2
Fumbles-Lost	1-0	1-1
Penalties-Yards	3-32	7-50
Possession Time	25:20	34:40
Third-Down Conversions	9 of 15	7 of 17
Fourth-Down Conversions	0 of 0	3 of 5
Red-Zone Scores-Chances	4-5	2-2
Sacks By: Number-Yards	0-0	0-0

Individual Statistics:

RUSHING: Colorado Mines-Florendo, Bryan 3-85; Vanhorn, Craig 14-70; Friehauf, Chad 8-25; Chan, Jonny 1-minus 8. Washburn-Moseley, Ra'Shawn 19-108; Hearn, Trent 14-71; Schuerman, Tyler 6-18; Bland, Rawshawn 1-3; Oduipitan, Mike 1-3.
PASSING: Colorado Mines-Friehauf, Chad 31-42-1-267; TM 0-1-0-0. Washburn-Schuerman, Tyler 14-23-2-178.
RECEIVING: Colorado Mines-Gallas, Justin 11-110; Vanhorn, Craig 7-43; Chan, Jonny 5-53; Hollinshead, R 2-20; Florendo, Bryan 2-20; Lis, Derek 2-18; Dykstra, Derek 2-3. Washburn-Oduipitan, Mike 4-37; Sissom, Sam 3-113; Moseley, Ra'Shawn 3-1; Lehman, Cason 2-11; Bland, Rawshawn 1-9; Scott, Jeff 1-7.
INTERCEPTIONS: Colorado Mines-Miller, Tim 2-0. Washburn-Gould, Grant 1-31.



TOPEKA - The Washburn Ichabods picked up their first win of the season with a 30-7 victory over Langston. The Ichabods evened their record to 1-1.

After forcing the Lions into a three-and-out the first drive of the game, the Ichabods drove 68 yards in six plays to take an early lead they would not let go of. Ra'Shawn Moseley capped the drive with a 24-yard touchdown run.

The Ichabods would score the next 23 points of the game before Langston would get on the scoreboard with 5:32 remaining. The Ichabod scoring drives were of 19, 80 and 30 yards. One of them was through the air as Sam Sissom caught his third touchdown pass of the season from Tyler Schuerman with 4:22 left in the first quarter.

Moseley would finish off the 80 yard drive with his second touchdown score of the game and Mike Odupitan would score a 14-yard touchdown run on an end around. Although the run only counts as a 14-yard run, he back-tracked to the Langston 35 before scampering in for the score.

The Ichabods also recorded their first safety since Oct. 27, 2001 at Emporia State when Nick Bull tackled Jimmy Scales in the endzone for the two points.

Moseley finished with 63 yards on 13 carries and the two touchdowns. Schuerman completed 19 of 36 passes for 198 yards and the one score. Cason Lehman and Sissom each had five receptions. Lehman had 76 yards and Sissom had 56 yards and the one touchdown.

On defense, the Ichabods were led by Erin Beck who had nine tackles. Grand Gould had seven including one for loss.

The teams combined for 27 penalties (13 on Langston) and 214 yards in penalties (135 against the Ichabods).

Curt Massey hit three punts inside the 20 including one that was downed inside the 1-yard line that set up the Ichabod safety. He averaged 36 yards per punt.



Senior linebacker Evin Beck had six tackles including two for loss in the Ichabods 30-7 win over Langston. Of his six total tackles, five were solo stops.

LU	0	0	0	7	-	7
WU	14	7	7	2	-	30

Scoring Summary:

1st Quarter

11:29 WU - Moseley,Ra'Shaw 24 yd run (Sabel,Connor kick), 6-68 2:28, LANGSTON 0 - WU 7

04:22 WU - Sissom,Sam 14 yd pass from Schuerman,Tyler (Sabel,Connor kick), 3-19 1:09, LANGSTON 0 - WU 14

2nd Quarter

08:35 WU - Moseley,Ra'Shaw 1 yd run (Sabel,Connor kick), 11-80 5:34, LANGSTON 0 - WU 21

3rd Quarter

00:42 WU - Odupitan,Mike 14 yd run (Sabel,Connor kick), 4-30 1:20, LANGSTON 0 - WU 28

4th Quarter

13:20 WU - Ichabods safety, , LANGSTON 0 - WU 30

05:32 LANGSTON - Early,Jimmy 26 yd pass from Williams,Tony (Jacobs,Israel kick), 12-93 5:49, LANGSTON 7 - WU 30

Team Statistics:

	Langston	WU
FIRST DOWNS	18	21
RUSHES-YARDS (NET)	41-194	34-141
PASSING YDS (NET)	141	198
Passes Att-Comp-Int	30-10-1	39-19-0
TOTAL OFFENSE PLAYS-YARDS	71-335	73-339
Fumble Returns-Yards	0-0	0-0
Punt Returns-Yards	3-32	4-40
Kickoff Returns-Yards	2-25	3-128
Interception Returns-Yards	0-0	1-36
Punts (Number-Avg)	6-32.0	7-36.0
Fumbles-Lost	2-2	2-1
Penalties-Yards	13-79	14-135
Possession Time	30:39	29:21
Third-Down Conversions	6 of 17	9 of 18
Fourth-Down Conversions	0 of 2	0 of 0
Red-Zone Scores-Chances	0-1	3-4
Sacks By: Number-Yards	0-0	0-0

RUSHING: Langston-Dozier,Kendrick 12-96;

Scales,Jimmy 12-52; Morgan,Quinton 7-19;

Nickson,Delvon 5-13; Smith,Ross 3-10; Brown,Fred

1-3; White,Tawrence 1-1. Washburn-

Moseley,Ra'Shaw 13-63; Bland,Rawshawn

5-27; McCann,Chris 8-24; Odupitan,Mike 1-14;

Lamb,Josh 2-11; Martin,James 1-5; Ichabods

1-1; Schuerman,Tyler 3-minus 4.

PASSING: Langston-Williams,Tony 5-12-1-87;

Smith,Ross 2-11-0-31; Dozier,Kendrick 3-7-0-

23. Washburn-Schuerman,Tyler 19-36-0-198;

Brill,Jordan 0-3-0-0.

RECEIVING: Langston-Early,Jimmy 5-79; Fair,Freddie

1-25; Gabrielle,Mike 1-14; Nickson,Delvon

1-9; Brown,Fred 1-9; Sumpter,Sheldon 1-5.

Washburn-Lehman,Cason 5-76; Sissom,Sam

5-56; Odupitan,Mike 3-27; Tetuan,Jarod 2-27;

Moseley,Ra'Shaw 2-minus 8; Scott,Jeff 1-18;


McCann,Chris 1-2.

INTERCEPTIONS: Langston-None. Washburn

Talley,Henry 1-36.

FUMBLES: Langston-Dozier,Kendrick 1-1; Smith,Ross

1-1. Washburn-McCann,Chris 1-0; Ichabods 1-1.



TOPEKA - The Washburn Ichabods won their first MIAA-opening game since 2000 and defeated Emporia State in the process in the 101st meeting in the series with a 28-10 win in Yager Stadium. With the win the Ichabods improved to 2-1 on the season and 1-0 in the MIAA.

The Hornets struck first on the score board with a 30-yard field goal by Justin Gray. In what set the tone for the afternoon with the Ichabod defense, the Hornets managed just five yards on four plays after the Hornets took their first possession at the Washburn 18-yard line.

The Ichabods did not waste any time as the Ichabods drove 80 yards in five plays as Tyler Schuerman and Sam Sissom hooked up on a 36-yard touchdown strike that gave the Ichabods a lead they would not let go of.

The Ichabods would score on their next possession after Fletcher Terrell intercepted ESU quarterback Tad Hatfield and returned in 69 yards to the ESU 11 yard line

and three plays later Trent Hearn finished the dirve with a 3-yard touchdown plunge.

Emporia State scored on the fourth play of the second quarter to make the score 14-10 Washburn, but that would be the last scoring on the day for the Hornets.

Neither team would score in the third quarter and with 5:32 left in the game, Schuerman and Sissom hooked up again on an 86-yard touchdown pass on a third and 10 from their own 14 yard line to put the Ichabods up 21-10. After forcing the Hornets to turn the ball over on downs, the Ichabods would score one more time as Rawshawn Bland rushed for seven yards to put the Ichabods up 28-10 with 2:24 remaining. The key play of the drive was Sissom again catching a third down pass from Schuerman on a third and eight from the ESU 26.

Overall in the second half, the Ichabods forced Emporia State to turn the ball over on downs on four possessions and on three in a row to end the game. The Ichabod defense was on the field for 89 plays.

Grant Gould led the Ichabods with 18 tackles and Evin Beck had 10, including two for loss.

Sissom finished the game with four catches for 153 yards and two touchdowns. Schuerman was 10 of 17 for 237 yards and two touchdowns.

Combined there were 29 penalties with 236 yards between the teams.



Washburn's Grant Gould picks up one of his 18 tackles in the Ichabods' 28-10 win over Emporia State in their MIAA opener. It was the Ichabods first MIAA-opening game win since 2000.

ICHABOD INSIDER

ESU	3	7	0	0	- 10
WU	14	0	0	14	- 28

Scoring Summary:

1st Quarter

11:22 ESU - Gray,Justin 30 yd field goal, 4-5 1:31, ESU 3 - WU 0

09:45 WU - Sissom,Sam 36 yd pass from Schuerman,Tyler (Sabel,Connor kick), 5-80 1:35, ESU 3 - WU 7

04:40 WU - Hearn,Trent 3 yd run (Sabel,Connor kick), 3-11 1:18, ESU 3 - WU 14

2nd Quarter

13:43 ESU - Gonzalez,Jovani 1 yd run (Gray,Justin kick), 13-70 5:52, ESU 10 - WU 14

4th Quarter

05:32 WU - Sissom,Sam 86 yd pass from Schuerman,Tyler (Sabel,Connor kick), 3-86 0:53, ESU 10 - WU 21

02:24 WU - Bland,Rawshawn 7 yd run (Sabel,Connor kick), 5-46 2:09, ESU 10 - WU 28

Team Statistics:

	ESU	WU
FIRST DOWNS	27	14
RUSHES-YARDS (NET)	46-151	35-80
PASSING YDS (NET)	231	237
Passes Att-Comp-Int.	43-21-1	18-10-0
TOTAL OFFENSE PLAYS-YARDS	89-382	53-317
Fumble Returns-Yards	0-0	0-0
Punt Returns-Yards	3-34	2-7
Kickoff Returns-Yards	5-75	3-33
Interception Returns-Yards	0-0	1-69
Punts (Number-Avg)	3-38.0	5-43.0
Fumbles-Lost	2-1	1-0
Penalties-Yards	13-110	16-126
Possession Time	35:27	24:33
Third-Down Conversions	10 of 18	4 of 12
Fourth-Down Conversions	0 of 4	1 of 2
Red-Zone Scores-Chances	2-3	2-3
Sacks By: Number-Yards	1-6	3-17


RUSHING: Emporia State-Richter,Jake 20-99; Jones,Lantrez 15-41; Hulings,Ryan 1-15; Gonzalez,Jovani 4-8; Hatfield,Tad 6-minus 12. Washburn-Schuerman,Tyler 7-35; Hearn,Trent 13-19; Bland,Rawshawn 5-18; Moseley,Ra'Shaw 8-11; Ichabods 2-minus 3.

PASSING: Emporia State-Hatfield,Tad 21-42-1-231; TEAM 0-1-0-0. Washburn-Schuerman,Tyler 10-17-0-237; Lehman,Cason 0-1-0-0.

RECEIVING: Emporia State-Hulings,Ryan 8-84; Martin,Matt 6-51; Richard,JJ 4-60; Biggs,Jarad 3-36. Washburn-Sissom,Sam 4-153; Odupitan,Mike 2-24; Moseley,Ra'Shaw 1-35; Lehman,Cason 1-20; Hearn,Trent 1-4; Bland,Rawshawn 1-1.

INTERCEPTIONS: Emporia State-None. Washburn-Terrell,Fletche 1-69.

FUMBLES: Emporia State-Richter,Jake 1-1; Jones,Lantrez 1-0. Washburn-Minikwu,Taurenc 1-0.



KIRKSVILLE, Mo. - The Washburn Ichabods pounded Truman State 62-0 at Stokes Stadium Saturday afternoon. The Ichabods scored 48 first half points, including 34 in the second quarter.

With the win Washburn improved to 3-1 overall and 2-0 in the MIAA for the first time since 1997. The Bulldogs fell to 0-4 and 0-2 in the MIAA. The win was the largest for Washburn in an MIAA game and was the largest margin of victory since a 79-3 win over St Mary of the Plains Sept. 9, 1978.

Washburn's Tyler Schuerman got the Ichabods on the board with two first quarter touchdown runs. Schuerman scampered 31 yards to cap a score on the opening drive. He added a 1-yard run on the next drive to make it 14-0.

Sam Sissom caught two touchdown passes and Cason Lehman added another from Schuerman,

while Ra'Shawn Moseley added two touchdown runs to help the Ichabods take a 48-0 lead at the half. Lehman's score with 33 seconds left was just eight seconds before Sissom's second touchdown at 25 seconds left in the half.

Schuerman finished his day with a touchdown to Mike Odupitan with 9:23 left in the third quarter. Schuerman's six touchdowns (2 rushing, 4 passing) gives him 59 for his career and broke Joe Schartz's school record of 54 offensive touchdowns. His 250 yards of total offense moves him to 6,536 for his career and within 86 yards of Schartz's total offense record of 6,622.

Freshman quarterback Jordan Brill connected on his first career touchdown pass of 36 yards to Dustin Hickel with 14:31 left in the game.

The Ichabods finished with 553 yards of total offense, while holding the Bulldogs to 156 yards. The Ichabod defense collected its first shutout since a 28-0 win at Langston Sept. 6, 2003. Grant Gould, who earned MIAA Defensive Player of the Week honors last week, led Washburn with 7 tackles.



Washburn's Tyler Schuerman rushes for one of his two touchdowns in the Ichabods' 62-0 route of Truman State. Schuerman also passed for four more giving him six total offensive touchdowns in a little over one half of action. Schuerman became the Ichabods all-time total offensive touchdown leader raising his total to 59.

ICHABOD INSIDER

WU	14	34	7	7	- 62
TSU	0	0	0	0	- 0

Scoring Summary:

1st Quarter

10:58 WU - Schuerman,Tyler 31 yd run (Sabel,Connor kick),
9-81 4:02, WU 7 - TSU 0
07:09 WU - Schuerman,Tyler 1 yd run (Sabel,Connor kick),
5-35 2:02, WU 14 - TSU 0

2nd Quarter

14:02 WU - Sissom,Sam 12 yd pass from Schuerman,Tyler
(Sabel,Connor kick), 6-59 1:04, WU 21 - TSU 0
09:17 WU - Moseley,Ra'Shaw 2 yd run (Sabel,Connor kick),
6-37 2:25, WU 28 - TSU 0
03:33 WU - Moseley,Ra'Shaw 7 yd run (Sabel,Connor kick),
11-82 4:28, WU 35 - TSU 0
00:33 WU - Lehman,Cason 14 yd pass from
Schuerman,Tyler (Sabel,Connor kick), 4-30 0:22, WU
42 - TSU 0
00:25 WU - Sissom,Sam 12 yd pass from Schuerman,Tyler
(Sabel,Connor kick failed), 1-12 0:04, WU 48 - TSU 0

3rd Quarter

09:23 WU - Odupitan,Mike 21 yd pass from
Schuerman,Tyler (Sabel,Connor kick), 1-21 0:07, WU
55 - TSU 0

4th Quarter


14:31 WU - Hickel,Dustin 36 yd pass from Brill,Jordan
(Sabel,Connor kick), 3-48 1:24, WU 62 - TSU 0

Team Statistics:

	WU	TSU
FIRST DOWNS	29	6
RUSHES-YARDS (NET)	50-271	24-67
PASSING YDS (NET)	282	89
Passes Att-Comp-Int.	33-21-1	33-12-2
TOTAL OFFENSE PLAYS-YARDS	83-553	57-156
Fumble Returns-Yards	0-0	0-0
Punt Returns-Yards	4-98	0-0
Kickoff Returns-Yards	1-16	6-112
Interception Returns-Yards	2-5	1-0
Punts (Number-Avg)	3-38.0	10-33.1
Fumbles-Lost	2-1	2-2
Penalties-Yards	9-60	4-57
Possession Time	34:46	25:14
Third-Down Conversions	6 of 11	2 of 15
Fourth-Down Conversions	0 of 0	0 of 2
Red-Zone Scores-Chances	6-7	0-0
Sacks By: Number-Yards	3-14	0-0

RUSHING: Washburn-Moseley,Ra'Shaw 17-104;
Hearn,Trent 12-69; Schuerman,Tyler 7-54;
Tetuan,Jarod 4-21; McCann,Chris 5-9;
Odupitan,Mike 1-8; Bland,Rawshawn 4-6.
Truman-Duffy,Jonathan 10-24; Patnode,Michael
4-18; Pott,Max 7-18; Norland,Grant 1-5;
Douglas,Jason 1-2; Levenson,Jerard 1-0.
PASSING: Washburn-Schuerman,Tyler 15-25-
1-196; Brill,Jordan 6-7-0-86; Ichabods
0-1-0-0. Truman-Duffy,Jonathan 6-20-0-44;
Norland,Grant 6-13-2-45.
RECEIVING: Washburn-Odupitan,Mike 8-121;
Sissom,Sam 3-35; Hickel,Dustin 2-54;
Lehman,Cason 2-27; Bland,Rawshawn 1-
12; McCann,Chris 1-10; Hoytal,John 1-9;
Moseley,Ra'Shaw 1-8; Tetuan,Jarod 1-5;
Mcclendon,Terre 1-1. Truman-Amundson,Jeff
5-35; Patnode,Michael 3-20; Weber,A.J. 2-26;
Walton,James 1-5; Perry,James 1-3.
INTERCEPTIONS: Washburn-Beck,Erin 1-0;
Meyer,Blake 1-5. Truman-Cooper,Jesse 1-0.
FUMBLES: Washburn-Schuerman,Tyler 1-0;
Moseley,Ra'Shaw 1-1. Truman-Duffy,Jonathan
2-2.

2004 Washburn Football Recap vs No. 5 Northwest Missouri State 9/25



The Washburn Ichabods fell for the first time this season in MIAA play as they were knocked off by No. 5 Northwest Missouri 49-21.

The Ichabods fell behind 14-0 as the Bearcats scored on their first two drives. Defensive lineman Mitch Birt scored the first points for the Ichabods as he sacked Northwest quarterback Josh Lamberson and then recovered the fumble in the endzone for the touchdown.

Northwest responded by scoring 28 unanswered points to take a 42-7 lead. The Ichabods scored as time expired in the first half on a 50-yard touchdown pass from Jordan Brill to Mike Odupitan.

Both teams scored seven points in the second half as the Bearcats scored on their first drive to open the half. The Ichabods scored on a 30-yard touchdown pass from Brill to Jarod Tetuan with 10:15 left in the game to make the score Northwest 49, Washburn 21.

Brill finished the game 16 of 31 for 205 yards and two touchdown passes. Ra'Shawn Moseley had 44 yards on 13 carries. Odupitan had six receptions along with Sam Sissom. Odupitan had 96 yards receiving and one touchdown, Sissom had 72 yards receiving. Linebacker Mike Gonzalez had nine tackles to pace the Ichabod defense. Evin Beck had two sacks.

The 'Cats (5-0, 3-0 MIAA) totaled 491 yards of offense, 267 through the air, as they piled up six offensive touchdowns in the first half to take a 42-14 lead at intermission. Junior QB Josh Lamberson finished his day 16-of-23 for 249 yards and four passing touchdowns (three in the first half). He also added one TD on the ground in the second quarter, and moved into seventh place on Northwest's all-time passing charts with 2,970 yards. Freshman RB Xavier Omon led the rushing attack for Northwest with 13 carries for 95 yards and two first-half touchdowns. Jamaica Rector went for 83 yards on seven catches with two first-half scores. The Ichabods (3-2, 2-1 MIAA) were dealt a hard shot when they lost senior QB Tyler Schuerman in the first quarter with a shoulder injury. Freshman QB Jordan Brill was 16-of-31 passing in his place, for 205 yards, two TDs and no interceptions. He was sacked three times for losses totaling 24 yards.



Washburn's Jordan Brill was 16 of 31 passing for 205 yards and two touchdowns subbing for the injured Tyler Schuerman.

ICHABOD INSIDER

NWMSU	14	28	7	0	- 49
WU	7	7	0	7	- 21

Scoring Summary:

1st Quarter

10:18 NWMSU - Rector,Jamaica 9 yd pass from Lamberson,Josh (Berlanga,Luis kick), 5-63 2:25, NWMSU 7 - WU 0
08:46 NWMSU - Omon,Xavier 4 yd run (Berlanga,Luis kick), 4-24 0:45, NWMSU 14 - WU 0
01:53 WU - Birt,Mitch 0 yd fumble recovery (Sabel,Connor kick), , NWMSU 14 - WU 7

2nd Quarter

14:15 NWMSU - Rector,Jamaica 15 yd pass from Lamberson,Josh (Berlanga,Luis kick), 7-73 2:30, NWMSU 21 - WU 7
11:42 NWMSU - White,Morris 62 yd pass from Lamberson,Josh (Berlanga,Luis kick), 1-62 0:09, NWMSU 28 - WU 7
02:34 NWMSU - Lamberson,Josh 24 yd run (Berlanga,Luis kick), 4-48 1:33, NWMSU 35 - WU 7
00:40 NWMSU - Omon,Xavier 1 yd run (Berlanga,Luis kick), 3-33 0:49, NWMSU 42 - WU 7
00:00 WU - Odupitan,Mike 50 yd pass from Brill,Jordan (Sabel,Connor kick), 5-73 0:35, NWMSU 42 - WU 14

3rd Quarter

13:26 NWMSU - Falkner,E.J. 20 yd pass from Lamberson,Josh (Berlanga,Luis kick), 5-72 1:26, NWMSU 49 - WU 14


4th Quarter

10:15 WU - Tetuan,Jarod 30 yd pass from Brill,Jordan (Sabel,Connor kick), 10-80 4:36, NWMSU 49 - WU 21

Team Statistics:

	NWMSU	WU
FIRST DOWNS	22	16
RUSHES-YARDS (NET)	39-224	32-54
PASSING YDS (NET)	267	267
Passes Att-Comp-Int	25-18-0	40-22-0
TOTAL OFFENSE PLAYS-YARDS	64-491	72-321
Fumble Returns-Yards	0-0	0-0
Punt Returns-Yards	5-101	2-3
Kickoff Returns-Yards	3-62	5-107
Interception Returns-Yards	0-0	0-0
Punts (Number-Avg)	5-32.0	6-46.0
Fumbles-Lost	1-1	2-2
Penalties-Yards	10-105	9-52
Possession Time	30:05	29:55
Third-Down Conversions	5 of 12	5 of 17
Fourth-Down Conversions	0 of 0	2 of 5
Red-Zone Scores-Chances	5-6	0-1
Sacks By: Number-Yards	3-24	4-35

RUSHING: Northwest Mo. St.-Omon,Xavier 13-95; Fiech,Mike 7-54; Lamberson,Josh 8-37; Wells,Shon 8-31; Netolicky,Jeff 3-7. Washburn-Moseley,Ra'Shaw 13-44; Hearn,Trent 12-41; Schuerman,Tyler 3-minus 2; Brill,Jordan 4-minus 29.
PASSING: Northwest Mo. St.-Lamberson,Josh 16-23-0-249; Netolicky,Jeff 1-1-0-13; Mathews,Josh 1-1-0-5. Washburn-Brill,Jordan 16-31-0-205; Schuerman,Tyler 6-9-0-62.
RECEIVING: Northwest Mo. St.-Rector,Jamaica 7-83; White,Morris 3-86; Falkner,E.J. 3-40; Froehlich,Aaron 2-46; Herring,Mitch 2-15; Omon,Xavier 1-minus 3. Washburn-Odupitan,Mike 6-96; Sissom,Sam 6-72; Scott,Jeff 3-17; Tetuan,Jarod 2-36; Bland,Rawshawn 2-23; Lehman,Cason 2-19; Moseley,Ra'Shaw 1-4.
INTERCEPTIONS: Northwest Mo. St.-None. Washburn-None.
FUMBLES: Northwest Mo. St.-Lamberson,Josh 1-1. Washburn-Hearn,Trent 1-1; Talley,Henry 1-1.



Pitt State also piled up more than 700 yards of offense for a second straight game after accumulating an MIAA record 809 total yards in a 91-27 win over Missouri-Rolla last Saturday.

The Ichabods compiled 420 yards of total offense in the game compared to 713 for the Gorillas.

Brill, making his first collegiate start, was 18 of 32 for 167 yards and one touchdown. Ra'Shawn Mosley had 21 carries for 90 yards. Lehman, Sam Sissom and Mike Odupitan each had four catches.

The Gorillas had three rushers go over 100 yards in the game. Starting tailback Germaine Race had 12 carries for 186 yards and three touchdowns, starting quarterback Neal Philpot had 14 carries for 166 yards and reserve quarterback Andy Majors had nine carries for 128 yards and two touchdown scores.



Ra'Shawn Mosley had 21 carries for 96 yards against Pittsburg State. He also had one reception out of the backfield.

PITTSBURG, Kan. - The Washburn Ichabods fell 70-14 to No. 3 ranked Pittsburg State. The Gorillas scored 22 points in the first quarter, 21 in the second and 20 in the third as they reached at least 70 points for the second straight game.

The Ichabods got on the board in the second quarter as Jordan Brill hooked up with Jeff Scott for a 8-yard touchdown pass. Scott had a career-high seven receptions for 64 yards.

The Gorillas responded by rolling off 35 straight points to push the score to 63-7.

Cason Lehman added the Ichabods final touchdown as he scored on a 34-yard pass reception from Dustin Hickel capping a 6-play, 93-yard drive.

The Gorillas would add one more score to make the final tally 70-14.

WU	0	7	0	7	- 14
PSU	22	21	20	7	- 70

Scoring Summary:

1st Quarter

09:26 PSU - Race, Germaine 10 yd run (Helliwig, Ryan pass), 6:39 2:53, WU 0 - PSU 8

03:02 PSU - Austin, Tim 45 yd pass from Philpot, Neal (Alleman, Nathan kick), 5:86 1:48, WU 0 - PSU 15

00:35 PSU - Ward, Mike 26 yd pass from Philpot, Neal (Alleman, Nathan kick), 5:69 1:09, WU 0 - PSU 22

2nd Quarter

11:35 PSU - Majors, Andy 38 yd run (Alleman, Nathan kick), 2:42 0:47, WU 0 - PSU 29

07:12 WU - Scott, Jeff 8 yd pass from Brill, Jordan (Sabel, Connor kick), 10:75 4:19, WU 7 - PSU 29

05:34 PSU - Race, Germaine 77 yd run (Alleman, Nathan kick), 3:85 1:33, WU 7 - PSU 36

01:47 PSU - Collums, Tyler 3 yd pass from Philpot, Neal (Alleman, Nathan kick), 5:28 2:34, WU 7 - PSU 43

3rd Quarter

12:21 PSU - Race, Germaine 29 yd run (Alleman, Nathan kick failed), 5:71 2:31, WU 7 - PSU 49

08:07 PSU - Philpot, Neal 6 yd run (Alleman, Nathan kick), 4:90 1:40, WU 7 - PSU 56

04:02 PSU - Bean, Justin 39 yd pass from Majors, Andy (Alleman, Nathan kick), 4:80 1:41, WU 7 - PSU 63

4th Quarter

12:28 WU - Lehman, Cason 34 yd pass from Hickel, Dustin (Sabel, Connor kick), 6:93 2:24, WU 14 - PSU 63

04:13 PSU - Majors, Andy 38 yd run (Alleman, Nathan kick), 5:50 2:37, WU 14 - PSU 70

Team Statistics:

	WU	PSU
FIRST DOWNS	27	28
RUSHES-YARDS (NET)	46-153	44-538
PASSING YDS (NET)	267	175
Passes Att-Comp-Int	40-23-2	17-10-1
TOTAL OFFENSE PLAYS-YARDS	86-420	61-713
Fumble Returns-Yards	0-0	0-0
Punt Returns-Yards	0-0	4-22
Kickoff Returns-Yards	10-164	3-58
Interception Returns-Yards	1-0	2-4
Punts (Number-Avg)	6-42.7	2-41.5
Fumbles-Lost	4-1	0-0
Penalties-Yards	7-50	12-90
Possession Time	34:06	25:54
Third-Down Conversions	5 of 15	5 of 8
Fourth-Down Conversions	1 of 2	1 of 1
Red-Zone Scores-Chances	1-2	3-3
Sacks By: Number-Yards	0-0	4-22

RUSHING: Washburn-Moseley, Ra'Shawn 21-90; McCann, Chris 7-46; Hearn, Trent 8-19; Hickel, Dustin 3-12; Bland, Rawshawn 2-0; Brill, Jordan 5-minus 14. Pittsburg State-Race, Germaine 12-186; Philpot, Neal 14-166; Majors, Andy 9-128; Bean, Justin 8-53; Walters, Dustin 1-5.

PASSING: Washburn-Brill, Jordan 18-32-2-167; Hickel, Dustin 5-6-0-100; Ichabods 0-2-0-0.

Pittsburg State-Majors, Andy 6-12-1-91; Philpot, Neal 4-5-0-84.

RECEIVING: Washburn-Scott, Jeff 7-64; Lehman, Cason 4-95; Sissom, Sam 4-41; Odupitan, Mike 4-36; Lebahn, Jake 2-24; Bland, Rawshawn 1-4; Moseley, Ra'Shawn 1-3. Pittsburg State-Austin, Tim 2-55; Twito, Brandon 2-40; Carpenter, J. 2-8; Bean, Justin 1-39; Ward, Mike 1-26; Clawson, Eric 1-4; Collums, Tyler 1-3.


INTERCEPTIONS: Washburn-Terrell, Fletche 1-0.

Pittsburg State-Jaax, Chris 1-0; Wright, Eric 1-4.

FUMBLES: Washburn-Moseley, Ra'Shawn 2-1;

Tetuan, Jarod 1-0; Odupitan, Mike 1-0.

2004 Washburn Football Recap vs Southwest Baptist - 10/9



TOPEKA - The Washburn football team held off Southwest Baptist 38-35 at Yager Stadium Saturday afternoon. Mike Odupitan's 6-yard touchdown catch from Tyler Schuerman gave the Ichabods a 36-35 lead with 31 seconds left. It was the second time in a row that Schuerman and Odupitan had connected in the final minutes of the game to go ahead of Southwest Baptist. The combo scored with 1:11 remaining in a 41-37 win last season over the Bearcats in Bolivar. The Ichabods improved to 4-3 and 3-2 in the MIAA heading into Saturday's 1 p.m. game at Missouri-Rolla.

After Southwest Baptist took a 35-30 lead with 1:46 left on JoJo Rawls' 9-yard touchdown run, the Ichabods made their winning drive - a 13-play, 73 yard trip that saw the Ichabods convert two fourth-down conversions. The Ichabods added the two-point conversion on a Schuerman to Sam Sissom pass in the corner of the endzone.

The Ichabods took an early 7-0 lead on Ra'Shawn Mosley's 7-yard scamper that completed a 14-yard drive who took advantage of a SBU failed fake punt attempt. The Bearcats scored two touchdowns in the second quarter both on long drives - the first a 77-yard, 13 play drive and the second, a 74-yard, nine play drive and took a 14-7 lead into halftime.

In the third quarter, the Ichabods marched 74 yards on Sissom's first of his two touchdown receptions to tie the score at 14. Southwest Baptist came back on the ensuing drive to take a 21-14 lead on Robert Clardy's 7-yard run.

The Ichabods would tie the score on Sissom's second touchdown reception and then take the lead as the Ichabods' Chris Brown blocked a Southwest Baptist punt as Tramaine Young scooped it up for a 24-yard return for a score with 52 seconds left in the third quarter.

Washburn's Connor Sabel added a 32-yard field goal to push the Ichabods lead to 30-21, the kick was the first field goal for the Ichabods this season. After two Southwest Baptist TD scores to put them up 35-30, the Ichabods made the go ahead drive with Odupitan's reception with 31 seconds left. However, Southwest Baptist had one last chance. After returning the kickoff to their own 35 yard line, the Bearcats ripped off runs of 23 yards and 20 yards to put the ball on the Ichabods' 20 yard line. After SBU ran another play to spot the ball in between the hash marks, Ryan Smith pushed his 37-yard field goal to the right and the Ichabods would take a knee to end the game.

Schuerman had a season-high 264 yards passing completing 22 of 38 passes and three touchdowns. Against the Bearcats, he also became Washburn's all-time leader in total offensive yards passing Joe Schartz's record of 6,622. Schuerman now has 6,840 yards for his career (5,352 passing and 1,488 rushing). His total also places him ninth on the MIAA's career total offensive chart for all game and seventh in regular season games, needing only 29 yards to move into sixth on the all-time chart.

Mosley had his best day rushing for the Ichabods with a career-high 143 yards on 23 carries. In the receiving corps, Sissom had 10 receptions for 98 yards and two touchdowns and Odupitan had seven receptions for 102 yards. Defensively, the Ichabods were led by linebacker Evin Beck who had 13 tackles. Grant Gould added 12.



Mike Odupitan had this game-winning catch with 31 seconds left to put the Ichabods up 35-38.

SBU	0	14	7	14	- 35
WU	7	0	20	11	- 38

Scoring Summary:

1st Quarter

06:32 WU - Moseley,Ra'Shaw 7 yd run (Sabel,Connor kick), 2-14 0-43, SBU 0 - WU 7

2nd Quarter

14:56 SBU - Kirven,Marco 1 yd run (Smith,Ryan kick), 13-77 6-34, SBU 7 - WU 7

03:54 SBU - Rawls,JoJo 1 yd run (Smith,Ryan kick), 8-60 3-32, SBU 14 - WU 7

3rd Quarter

11:16 WU - Sissom,Sam 7 yd pass from Schuerman,Tyler (Sabel,Connor kick), 9-74 3-41, SBU 14 - WU 14

04:11 SBU - Clardy,Robert 7 yd run (Smith,Ryan kick), 4-42 1-30, SBU 21 - WU 14

02:17 WU - Sissom,Sam 13 yd pass from Schuerman,Tyler (Sabel,Connor kick), 7-65 1-47, SBU 21 - WU 21

00:52 WU - Young,Tramaine 24 yd blocked punt return (Sabel,Connor kick failed), , SBU 21 - WU 27

4th Quarter

10:49 WU - Sabel,Connor 32 yd field goal, 4-8 1-19, SBU 21 - WU 30

09:08 SBU - Rawls,JoJo 1 yd run (Smith,Ryan kick), 4-80 2-41, SBU 28 - WU 30

01:46 SBU - Rawls,JoJo 9 yd run (Smith,Ryan kick), 9-76 3-45, SBU 35 - WU 30

00:31 WU - Odupitan,Mike 6 yd pass from Schuerman,Tyler (Sissom,Sam pass from Schuerman,Tyler), 13-73 1-10, SBU 35 - WU 38

Team Statistics:

	SBU	WU
FIRST DOWNS	24	21
RUSHES-YARDS (NET)	54-324	29-137
PASSING YDS (NET)	170	264
Passes Att-Comp-Int	29-15-0	40-22-0
TOTAL OFFENSE PLAYS-YARDS	83-494	69-401
Fumble Returns-Yards	0-0	0-0
Punt Returns-Yards	2-7	3-70
Kickoff Returns-Yards	6-81	4-56
Interception Returns-Yards	0-0	0-0
Punts (Number-Avg)	4-30.8	4-34.0
Fumbles-Lost	4-2	2-2
Penalties-Yards	4-35	8-66
Possession Time	36:23	23:37
Third-Down Conversions	10 of 18	5 of 14
Fourth-Down Conversions	1 of 2	2 of 2
Red-Zone Scores-Chances	5-6	5-5
Sacks By: Number-Yards	2-20	3-18

RUSHING: Southwest Baptist-Clardy,Robert 17-163; Kirven,Marco 25-102; Rawls,JoJo 12-59. Washburn-Moseley,Ra'Shaw 23-143; Bland,Rawshawn 2-15; Sissom,Sam 1-0; Ichabods 1-minus 1; Schuerman,Tyler 2-minus 20.


PASSING: Southwest Baptist-Clardy,Robert 15-29-0-170. Washburn-Schuerman,Tyler 22-38-0-264; Ichabods 0-2-0-0.

RECEIVING: Southwest Baptist-Smart,Nick 5-60; Kirven,Marco 3-49; Sundberg,Dan 2-11; Lyons,Dimetric 2-8; Rawls,JoJo 1-23; Johnson,Dewitt 1-11; Howry,Travis 1-8. Washburn-Sissom,Sam 10-98; Odupitan,Mike 7-102; Tetuan,Jared 3-49; Lehman,Cason 1-9; Moseley,Ra'Shaw 1-6.

INTERCEPTIONS: Southwest Baptist-None. Washburn-None.

FUMBLES: Southwest Baptist-Taylor,Jared 1-0; Kirven,Marco 1-1; Lyons,Dimetric 1-1; Clardy,Robert 1-0. Washburn-Moseley,Ra'Shaw 1-1; Schuerman,Tyler 1-1.

2004 Washburn Football Recap vs Missouri-Rolla - 10/16



ROLLA, Mo. - The Washburn Ichabods used a potent offensive attack to beat Missouri-Rolla 42-17 at Allgood-Bailey Stadium Saturday afternoon. Washburn improved to 5-3 and 4-2 in the MIAA with the win and moved into sole possession of third place in the MIAA.

Tyler Schuerman led the Ichabod offense to six scores by connecting on 15 passes for 253 yards and four touchdowns. Schuerman also ran for 87 yards to finish with 340 yards of total offense.

After UMR got on the board to open the scoring with a 19-yard field goal, Schuerman connected to Mike Odupitan for a two yard touchdown with 5:57 left in the first quarter. The duo hooked up again just moments later at the 3:33 mark on an 8-yard score to give the Ichabods a 14-3 lead at the end of the first.

Sam Sissom caught his 10th touchdown of the season with 9:21 left in the opening half on a 10 yard pass from Schuerman. UMR scored late in the half with its first touchdown on quarterback Brandon Landry's 2 yard run at 1:40 left.

The Ichabods responded with a 66-yard drive in only 49 seconds. Schuerman threw his fourth touchdown to Jarod Tetuan for 10 yards to give WU a 28-11 lead at the half.

Both teams were scoreless in the third before Drussa Cole caught a 17-yard touchdown pass from Landry to pull UMR within 28-17. WU added two touchdown runs of 3 yards by Ra'Shawn Moseley with 9:27 left and of 4 yards by Rawshawn Bland with 5:40 left.

Washburn finished with 517 yards of total offense. Moseley finished with 77 yards on 18 carries, while Sissom had five catches for 100 yards. Fletcher Terrell picked off his third pass of the season. Grant Gould led the Ichabods with seven tackles, while Evan Beck added six and a fumble recovery.



Tyler Schuerman passed for four touchdowns in the Ichabods win over Missouri-Rolla. He became Washburn's all-time leader in passing yards in the game with 5,605 yards.

WU	14	14	0	14	- 42
UMR	3	8	0	6	- 17

Scoring Summary:

1st Quarter

08:06 UMR - Armbruster, Marc 18 yd field goal, 14-74
4:53, WU 0 - UMR 3
05:57 WU - Odupitan, Mike 2 yd pass from Schuerman, Tyler (Sabel, Connor kick failed), 6-56 2:00, WU 6 - UMR 3
03:33 WU - Odupitan, Mike 8 yd pass from Schuerman, Tyler (Looney, Josh pass from Lehman, Cason), 3-54 1:13, WU 14 - UMR 3

2nd Quarter

09:21 WU - Sissom, Sam 10 yd pass from Schuerman, Tyler (Sabel, Connor kick), 13-67 4:34, WU 21 - UMR 3
01:40 UMR - Landry, Brandon 2 yd run (Drussa, Cole pass from Landry, Brandon), 8-80 3:11, WU 21 - UMR 11
00:51 WU - Tetuan, Jarod 10 yd pass from Schuerman, Tyler (Sabel, Connor kick), 7-66 0:49, WU 28 - UMR 11

4th Quarter

13:28 UMR - Drussa, Cole 17 yd pass from Landry, Brandon (Armbruster, Marc kick failed), 6-74 3:05, WU 28 - UMR 17
09:27 WU - Moseley, Ra'Shawn 3 yd run (Sabel, Connor kick), 9-80 4:01, WU 35 - UMR 17
05:40 WU - Bland, Rawshawn 4 yd run (Sabel, Connor kick), 9-80 3:17, WU 42 - UMR 17

Team Statistics:

	WU	UMR
FIRST DOWNS	24	20
RUSHES-YARDS (NET)	47-254	34-56
PASSING YDS (NET)	263	279
Passes Att-Comp-Int.	33-16-0	40-21-1
TOTAL OFFENSE PLAYS-YARDS	80-517	74-335
Fumble Returns-Yards	1-10	0-0
Punt Returns-Yards	5-61	0-0
Kickoff Returns-Yards	3-46	5-52
Interception Returns-Yards	1-17	0-0
Punts (Number-Avg)	3-45.0	5-38.8
Fumbles-Lost	0-0	5-3
Penalties-Yards	11-99	3-30
Possession Time	31:18	28:42
Third-Down Conversions	8 of 16	8 of 18
Fourth-Down Conversions	2 of 4	3 of 3
Red-Zone Scores-Chances	6-9	3-4
Sacks By: Number-Yards	4-31	0-0

RUSHING: Washburn-Schuerman, Tyler 9-87; Moseley, Ra'Shawn 18-77; Odupitan, Mike 3-39; Patterson, A.J. 8-21; Tetuan, Jarod 1-13; Brill, Jordan 2-12; Minikwu, Taurenc 1-3; Lehman, Cason 1-1; Bland, Rawshawn 4-1. Missouri-Rolla-Ingram, Delane 8-21; Miller, Keenan 5-18; Landry, Brandon 18-14; Gronewald, A. 1-9; Fischer, Brett 1-6; TEAM 1-minus 12.

PASSING: Washburn-Schuerman, Tyler 15-32-0-253; Brill, Jordan 1-1-0-10. Missouri-Rolla-Landry, Brandon 21-40-1-279.

RECEIVING: Washburn-Sissom, Sam 5-100; Odupitan, Mike 4-36; Tetuan, Jarod 3-60; Lehman, Cason 2-34; Scott, Jeff 2-33. Missouri-Rolla-Drussa, Cole 7-140; Fischer, Brett 6-42; Gronewald, A. 3-44; Ingram, Delane 2-25; Shin, Phil 2-14; Owens, Tyrus 1-14.


INTERCEPTIONS: Washburn-Terrell, Fletche 1-17. Missouri-Rolla-None.

FUMBLES: Washburn-None. Missouri-Rolla-Landry, Brandon 2-1; Fischer, Brett 1-1; Ingram, Delane 1-1; TEAM 1-0.

Central Missouri Gameday

Saturday, October 23, 2004
Walton Stadium / Kennedy Field
Mules vs. Washburn
** Homecoming **

Senior Offensive Linemen
Darryl Grace, Chase Ward,
and Jay Fleeman



The Ichabods' Sissom caught his second touchdown pass of the afternoon late in the third quarter. The Ichabods' Mike Odupitan had the only score in the fourth quarter, a 35-yard touchdown reception from Jordan Brill, that capped a 88-yard drive and ended the scoring for both teams with Central ahead 47-21.

Sissom finished with four receptions for 59 yards and two touchdowns. It was Sissom's 11th and 12th touchdown receptions of the season and his 29th and 30th of his career. Sissom also became only the fourth Ichabod receiver to go over 2,000 yards for a career, he now has 2,001.

Ra'Shawn Mosley led the Ichabods with 76 yards rushing, raising his season total to 716 yards. Schuerman passed for two touchdowns and Brill was 4-of-6 passing for one touchdown and 71 yards through the air.

The Ichabod defense was led by Evin Beck who had 12 tackles, Blake Meyer and Grant Gould each recorded 11. Gould's season total tackle was raised to 95. Fletcher Terrell had his fourth interception of the season.

In the game, the Ichabods gained 354 yards of total offense compared to 556 for the Mules.



Washburn's Sam Sissom had four receptions for 59 yards, with two touchdown receptions in the Ichabods' 47-21 loss to Central Missouri. It was Sissom's 11th and 12th touchdown receptions of the season.

WARRENSBURG, Mo. - The Washburn Ichabods fell 47-21 to Central Missouri State at Walton Stadium Saturday afternoon. Sam Sissom caught two touchdowns from Tyler Schuerman to lead the WU offense. Sissom has 12 touchdown receptions for the season. Washburn, which fell to 5-4 and is in a tie for third in the MIAA at 4-3, is back home 1 p.m. Saturday for Senior Day and Homecoming against Missouri Western.

The Washburn Ichabod offense struggled in the first half collecting on seven first downs and gaining 100 total yards, with 61 of the yards coming on the ground. The Mules by the halfway point had rushed for 240 yards and gained 352 yards.

After the Mules had jumped out to a 30-0 lead, the Ichabods scored on an 80-yard drive in seven plays using 3:26 off the clock to cut the lead to 30-7, however CMSU would kick a field goal before the break to take a 33-7 lead into halftime.

In the second half, the Mules would score on their first two possessions of the second half to push the lead to 47-7.

WU	0	7	7	7	- 21
CMSU	9	24	14	0	- 47

Scoring Summary:

1st Quarter

12:11 CMSU - Coleman,Kegan 25 yd pass from Sangster,Jimmy (Starks,Brandon kick), 8-84 2:49, WU 0 - CMSU 7

03:36 CMSU - TEAM safety, , WU 0 - CMSU 9

2nd Quarter

14:55 CMSU - Thompson,Lee 1 yd run (Starks,Brandon kick), 8-52 3:29, WU 0 - CMSU 16

08:49 CMSU - Thompson,Lee 3 yd run (Starks,Brandon kick), 5-67 0:34, WU 0 - CMSU 23

05:46 CMSU - Coleman,Kegan 40 yd run (Starks,Brandon kick), 4-52 1:18, WU 0 - CMSU 30

02:20 WU - Sissom,Sam 10 yd pass from Schuerman,Tyler (Sabel,Connor kick), 7-80 3:26, WU 7 - CMSU 30

00:01 CMSU - Starks,Brandon 35 yd field goal, 7-52 2:11, WU 7 - CMSU 33

3rd Quarter

07:16 CMSU - Coleman,Kegan 1 yd run (Starks,Brandon kick), 9-67 4:22, WU 7 - CMSU 40

02:20 CMSU - Conner,Jimmy 63 yd pass from Sangster,Jimmy (Starks,Brandon kick), 3-83 1:25, WU 7 - CMSU 47

00:08 WU - Sissom,Sam 2 yd pass from Schuerman,Tyler (Sabel,Connor kick), 8-80 2:12, WU 14 - CMSU 47

4th Quarter

01:17 WU - Odupitan,Mike 35 yd pass from Brill,Jordan (Sabel,Connor kick), 8-88 3:43, WU 21 - CMSU 47

Team Statistics:

	WU	CMSU
FIRST DOWNS	16	27
RUSHES-YARDS (NET)	34-178	50-309
PASSING YDS (NET)	176	247
Passes Att-Comp-Int	29-12-2	19-12-1
TOTAL OFFENSE PLAYS-YARDS	63-354	69-556
Fumble Returns-Yards	0-0	0-0
Punt Returns-Yards	1-1	3-28
Kickoff Returns-Yards	2-27	4-73
Interception Returns-Yards	1-1	2-33
Punts (Number-Avg)	5-37.0	3-33.7
Fumbles-Lost	1-0	3-0
Penalties-Yards	9-84	8-73
Possession Time	28:31	31:29
Third-Down Conversions	2 of 12	5 of 12
Fourth-Down Conversions	1 of 4	1 of 1
Red-Zone Scores-Chances	2-2	4-4
Sacks By: Number-Yards	0-0	0-0

RUSHING: Washburn-Moseley,Ra'Shaw 14-76; Bland,Rawshawn 4-51; Schuerman,Tyler 8-47; Brill,Jordan 2-19; Patterson,A.J. 4-18; McCann,Chris 1-minus 3; Ichabods 1-minus 30. Central Missouri-Coleman,Kegan 18-130; Thompson,Lee 15-109; Walker,Delanie 3-38; Bouknight,Jim 6-18; Landstra,Matt 1-12; Books,Jon 1-5; Sangster,Jimmy 4-5; Spiegel,Mike 1-2; Stowers,Keith 1-minus 10.


PASSING: Washburn-Schuerman,Tyler 7-22-2-61; Brill,Jordan 4-6-0-74; Lehman,Cason 1-1-0-41. Central Missouri-Sangster,Jimmy 10-16-1-221; Spiegel,Mike 2-2-0-26; TEAM 0-1-0-0.

RECEIVING: Washburn-Sissom,Sam 4-59; Tetuan,Jarod 2-21; Scott,Jeff 2-21; Odupitan,Mike 1-35; Lebahn,Jake 1-24; Lehman,Cason 1-8; Moseley,Ra'Shaw 1-8. Central Missouri-Conner,Jimmy 2-81; Heiskell,Jamison 2-45; Walker,Delanie 2-39; Coleman,Kegan 2-35; Hefner,Micah 1-17; Books,Jon 1-16; Vassor,Paul 1-9; Crosby,Covell 1-5.

INTERCEPTIONS: Washburn-Terrell,Fletche 1-1. Central Missouri-McPherson,John 1-11; Loren,Roy 1-22.

FUMBLES: Washburn-Schuerman,Tyler 1-0. Central Missouri-Conner,Jimmy 1-0; Stowers,Keith 1-0; Sangster,Jimmy 1-0.

2004 Washburn Football Recap vs Missouri Western - 10/30



TOPEKA - The Washburn Ichabods used a fourth quarter comeback for a 30-23 win over Missouri Western on homecoming and senior day in Yager Stadium. The Ichabods' Tyler Schuerman hooked up with Sam Sissom with 21 seconds remaining for the win. With the win, the Ichabods have lifted their record to 6-4, recording a winning season for the first time since 1999. The Ichabods' MIAA record now stands at 5-3, recording a winning season for the first time in conference play since joining the MIAA.

After the Griffons tied the score at 23 with 5:09 remaining, the Ichabods drove to the Griffon 23. The Ichabods attempted a 40-yard field goal, but it was blocked and the Griffons took over at their own 38. The Ichabod defense forced the Griffons into a three and out. After a 16-yard punt return to the Washburn 35, the Ichabods took over with 50 seconds on the clock.

The Ichabods Schuerman rushed for 22 yards to the Missouri Western 43. After a pass to Rashawn Bland to the 39 and a 23 yard pass to Sissom, the Ichabods had first down on the 16. The Ichabods stopped the clock. On a 2nd-and-10,

Schuerman hit Sissom for the winner.

When the Griffons tied the score at 23, the Ichabods' Jake LeBahn used all of his 6-foot-4 body to block the extra point that would have given the Griffons the lead at 24-23.

Missouri Western opened the scoring with a 23-yard field goal by Michael Cooper. The Ichabods responded by Ra'Shawn Mosley capping an 84-yard drive with a 5-yard touchdown run. Mosley finished the day with a career-high 170 yards on 26 carries and three touchdowns.

Schuerman had 69 yards rushing and was sacked three times. He was 15 of 29 for 202 yards passing. Sissom had five receptions for 72 yards. Mike Odupitan had four catches for 45 yards.

The Ichabod defense limited Missouri Western to 89 yards of total offense in the first half. Blake Meyer had a career-high 16 tackles in the win with eight solo stops. Grant Gould had 16 tackles for the Ichabods as well.



Washburn's Ra'Shawn Mosley rushed for a career-high 170 yards and three touchdowns in the Ichabods 30-23 win over Missouri Western on homecoming at Yager Stadium.

MWSC	3	7	0	13	- 23
WU	0	6	7	17	- 30

Scoring Summary:

1st Quarter

08:37 MWSC - Cooper, Michael 23 yd field goal, 9-39
4:04, MWSC 3 - WU 0

2nd Quarter

04:49 WU - Moseley, Ra'Shaw 5 yd run (Sabel, Connor kick blocked), 8-84 4:26, MWSC 3 - WU 6
04:33 MWSC - Brooks, Jarrett 93 yd kickoff return (Cooper, Michael kick), MWSC 10 - WU 6

3rd Quarter

10:32 WU - Moseley, Ra'Shaw 1 yd run (Sabel, Connor kick), 5-44 1:46, MWSC 10 - WU 13

4th Quarter

14:55 MWSC - Richardson, Nick 2 yd run (Cooper, Michael kick), 12-72 6:15, MWSC 17 - WU 13
11:33 WU - Moseley, Ra'Shaw 2 yd run (Sabel, Connor kick), 10-75 3:25, MWSC 17 - WU 20
08:50 WU - Sabel, Connor 27 yd field goal, 5-33 2:36, MWSC 17 - WU 23
05:09 MWSC - Cooper, Michael 1 yd run (Cooper, Michael kick blocked), 7-36 3:31, MWSC 23 - WU 23
00:21 WU - Sissom, Sam 16 yd pass from Schuerman, Tyler (Sabel, Connor kick), 6-65 0:29, MWSC 23 - WU 30

Team Statistics:

	MWSC	WU
FIRST DOWNS	16	25
RUSHES-YARDS (NET)	43-167	44-261
PASSING YDS (NET)	85	202
Passes Att-Comp-Int.	24-8-2	30-15-1
TOTAL OFFENSE PLAYS-YARDS	67-252	74-463
Fumble Returns-Yards	0-0	0-0
Punt Returns-Yards	3-103	4-47
Kickoff Returns-Yards	6-164	5-71
Interception Returns-Yards	1-0	2-47
Punts (Number-Avg)	6-39.2	6-41.5
Fumbles-Lost	2-1	0-0
Penalties-Yards	4-31	8-70
Possession Time	31:00	29:00
Third-Down Conversions	4 of 15	2 of 12
Fourth-Down Conversions	2 of 3	1 of 1
Red-Zone Scores-Chances	3-4	5-5
Sacks By: Number-Yards	3-21	1-5


RUSHING: Missouri Western St.-Burns, Jamison 13-47; Richardson, Nick 14-46; Westerberg, Kyle 8-29; Cooper, Michael 5-25; Hodge, Travis 1-18; Theus, LaMont 1-2; Burton, Michael 1-0. Washburn-Moseley, Ra'Shaw 26-170; Schuerman, Tyler 13-69; Bland, Rawshawn 4-15; Tetuan, Jarod 1-7.

PASSING: Missouri Western St.-Burton, Michael 5-15-1-65; Westerberg, Kyle 2-8-1-16; Cooper, Michael 1-1-0-4. Washburn-Schuerman, Tyler 15-29-1-202; Ichabods 0-1-0-0.

RECEIVING: Missouri Western St.-Brooks, Jarrett 2-16; Hale, Brandon 1-27; Schoonover, Jon 1-16; Griffin, Matt 1-10; Richardson, Nick 1-6; Theus, LaMont 1-6; Robinson, Gijon 1-4. Washburn-Sissom, Sam 5-72; Odupitan, Mike 4-45; Scott, Jeff 2-59; Hickel, Dustin 1-11; Hoytal, John 1-8; Bland, Rawshawn 1-4; Moseley, Ra'Shaw 1-3.

INTERCEPTIONS: Missouri Western St.-Burns, Andre 1-0. Washburn-Stuckey, Calvin 1-21; Terrell, Fletcher 1-26.

FUMBLES: Missouri Western St.-Burns, Jamison 1-0; Brown, Stephon 1-1. Washburn-None.



JOPLIN, Mo. - The Washburn Ichabod offense put up 490 yards of total offense in a 58-43 win at Missouri Southern Saturday afternoon.

The win gave Washburn a 7-4 record for the first time since 1988 and a 6-3 record in the MIAA for the first time in school history. Washburn finished third in the MIAA, their top mark in school history, and will likely be extended a Mineral Water Bowl invitation. The Mineral Water Bowl is Dec. 4 between the top MIAA and Northern Sun teams not to make the NCAA Division II playoffs.

The Ichabods got on the board first on Tyler Schuerman's 3-yard touchdown to Jeff Scott just over five minutes into the game. Mike Odupitan gave WU a 14-3 lead later in the first quarter with his first of three touchdowns from Schuerman with 2:39 left.

After Southern pulled within 14-6, Washburn reeled off 20 straight points by scoring three touchdowns in the second quarter. Odupitan had two touchdown catches and Rawshaw Bland added a 2-yard touchdown run to make it 34-6 with 3:50 left in the opening half.

Southern responded with an 85-yard touchdown on Demarcus Mathes' punt return and added a field goal as time expired to make it 34-17 at the half.

The Lions scored first in the second half to pull within 34-23 on Nathan Emert's 15-yard touchdown pass to Cody Hilburn on their opening drive.

Ra'Shawn Mosely scored on Washburn's first offensive play of the second half by scampering 63 yards for a touchdown. Sam Sissom added a punt return for a touchdown with 1:50 left in the third. Sissom's return went 66 yards for the score to make it 51-29.

Southern responded again with back-to-back touchdowns on passes by Emert. Dustin Bromley caught a 7-yard touchdown before Hilburn added a 36-yard score to pull the Lions within 51-43.

Sissom closed the door on the Lions at the 5:38 mark by hauling in his 14th touchdown reception of the season on a 14-yard strike from Schuerman to help Washburn pull away 58-43.

Schuerman finished with 257 yards on 13 of 20 passing and five touchdowns, while Odupitan had 138 yards in five catches with three scores. Schuerman broke Barry Griffiths record for touchdowns for a season (23) with his mark of 24. Moseley rushed 31 times for 168 yards and a touchdown and became the third Ichabod to rush for 1,000 yards with 1,054 this season.



Ichabod head coach Craig Schurig holds up a Mineral Water Bowl cap after the Ichabods' 58-43 win over Missouri Southern. The win gave the Ichabods a 7-4 record and a third place finish in the MIAA with a 6-3 record.

WU	14	20	17	7	- 58
MSSU	3	14	12	14	- 43

Scoring Summary:

1st Quarter

09:55 WU - Scott,Jeff 3 yd pass from Schuerman,Tyler (Sabel,Connor kick), 11-61 5:05, WU 7 - MSSU 0
06:29 MSSU - Hawkins,Brandon 35 yd field goal, 10-33 3:18, WU 7 - MSSU 3
02:39 WU - Odupitan,Mike 64 yd pass from Schuerman,Tyler (Sabel,Connor kick), 1-64 0:11, WU 14 - MSSU 3

2nd Quarter

14:06 MSSU - Hawkins,Brandon 22 yd field goal, 11-55 3:24, WU 14 - MSSU 6
11:07 WU - Odupitan,Mike 25 yd pass from Schuerman,Tyler (Sabel,Connor kick), 2-22 0:48, WU 21 - MSSU 6
08:35 WU - Bland,Rawshaw 2 yd run (Lehman,Cason pass failed), 3-7 1:29, WU 27 - MSSU 6
03:50 WU - Odupitan,Mike 18 yd pass from Schuerman,Tyler (Sabel,Connor kick), 8-53 3:06, WU 34 - MSSU 6
01:33 MSSU - Mathes,Demarcus 85 yd punt return (Emert,Nathan rush), WU 34 - MSSU 14
00:00 MSSU - Hawkins,Brandon 37 yd field goal, 9-34 1:33, WU 34 - MSSU 17

3rd Quarter

13:43 MSSU - Hilburn,Cody 15 yd pass from Emert,Nathan (Hawkins,Brandon kick failed), 5-65 1:17, WU 34 - MSSU 23
13:24 WU - Moseley,Ra'Shaw 63 yd run (Sabel,Connor kick), 1-63 0:13, WU 41 - MSSU 23
09:42 MSSU - Emert,Nathan 1 yd run (Emert,Nathan pass failed), 11-74 3:42, WU 41 - MSSU 29
03:27 WU - Sabel,Connor 32 yd field goal, 12-58 6:10, WU 44 - MSSU 29
01:50 WU - Sissom,Sam 66 yd punt return (Sabel,Connor kick), WU 51 - MSSU 29

4th Quarter

14:13 MSSU - Bromley,Dustin 7 yd pass from Emert,Nathan (Hawkins,Brandon kick failed), 10-73 2:32, WU 51 - MSSU 35
09:33 MSSU - Hilburn,Cody 36 yd pass from Emert,Nathan (Mathes,Demarcus pass from Emert,Nathan), 2-80 0:30, WU 51 - MSSU 43
05:48 WU - Sissom,Sam 14 yd pass from Schuerman,Tyler (Sabel,Connor kick), 7-74 3:38, WU 58 - MSSU 43

Team Statistics:

	WU	MSSU
FIRST DOWNS	21	27
RUSHES-YARDS (NET)	47-233	41-125
PASSING YDS (NET)	257	404
Passes Att-Comp-Int	20-13-0	49-30-2
TOTAL OFFENSE PLAYS-YARDS	67-490	90-529
Fumble Returns-Yards	0-0	0-0
Punt Returns-Yards	3-129	2-84
Kickoff Returns-Yards	5-104	8-146
Interception Returns-Yards	2-12	0-0
Punts (Number-Avg)	5-42.0	3-34.3
Fumbles-Lost	2-0	3-2
Penalties-Yards	8-75	9-49
Possession Time	31:22	28:38
Third-Down Conversions	4 of 12	11 of 20
Fourth-Down Conversions	1 of 1	1 of 3
Red-Zone Scores-Chances	5-6	6-6
Sacks By: Number-Yards	2-19	0-0

RUSHING: Washburn-Moseley,Ra'Shaw 31-168; Schuerman,Tyler 11-53; Bland,Rawshaw 4-13; Ichabods 1-minus 1. Missouri Southern-Proctor,Nate 9-58; Williams,Wentrc 17-42; Emert,Nathan 12-25; Bado,Colin 1-5; Mason,Tedaryl 1-4; Team 1-minus 9.
PASSING: Washburn-Schuerman,Tyler 13-20-0-257. Missouri Southern-Emert,Nathan 30-49-2-404.
RECEIVING: Washburn-Odupitan,Mike 5-138; Sissom,Sam 5-94; Bland,Rawshaw 1-12; Lehman,Cason 1-10; Scott,Jeff 1-3. Missouri Southern-Hilburn,Cody 8-106; Winfrey,Craig 7-84; Mathes,Demarcus 5-118; Bromley,Dustin 4-42; Proctor,Nate 2-36; Bado,Colin 2-14; Mason,Tedaryl 1-5; Williams,Wentrc 1-minus 1.
INTERCEPTIONS: Washburn-Beck,Evin 1-0; Stuckey,Calvin 1-12. Missouri Southern-None.