

## Washburn (0-0) vs Colorado Mines (0-0)

Aug. 27, 2005 • Brooks Field (4,000)  
Golden, Colo. • 2 p.m. CST



### Fast Facts

#### **Radio**

AM580 WIBW with Bruce Steinbrock (play-by-play), Mark Elliott (color) and Jamie Overocker (sideline)

#### **Coaches**

Craig Schurig is 16-18 in his fourth season at Washburn. He is 12-15 against the MIAA. He is 0-1 against the Orediggers. Schurig is a 1987 graduate of the School of Mines.

Bob Stitt is in his sixth season as the Orediggers head coach. He is 34-22 overall.

#### **Tickets**

Tickets for Washburn home games are available by calling the Washburn ticket office at (785) 670-BODS (2637).

#### **Sports Information Contacts**

##### **Washburn**

Gene Cassell

Email: gene.cassell@washburn.edu

Phone: (785) 670-1791

Yager Stadium Press Box: (785) 670-1563

Internet Address: www.wusports.com

##### **Colorado Mines**

Gregory Murphy

Email: gjmurphy@mines.edu

Office Phone: (303) 273-3095

Press Box Phone: (303) 273-3047

Internet Address: athletics.mines.edu

## Ichabods vs Orediggers

#### **The Game . . .**

The Washburn Ichabods, coming off their first eight-win season since 1986, will open the 2005 season against the Colorado School of Mines. The Ichabods went 8-4 last season and won the 2004 Mineral Water Bowl 36-33 over Northern State. The Orediggers reached the NCAA Division II Playoffs, falling to national runner-up Pittsburg State in the Southwest Regional Semifinals. The Orediggers finished No. 8 in the final 2004 AFCA National Poll. Mines topped the Ichabods 34-27 on Aug. 28 in the season-opener one year ago.

#### **Ichabods on Radio . . .**

The game will be broadcast live on AM 580 WIBW - the new home of the Ichabods and Lady Blues. The game can also be heard on the internet at www.wusports.com by following the "Listen to the Game" links. Bruce Steinbrock will be the play-by-play voice of the Ichabods and former WU quarterback Mark Elliott will be the color analyst. Jamie Overocker will provide sideline reports.

#### **The Coaches . . .**

**Washburn head football coach Craig Schurig** was named head coach of the Ichabod football program Dec. 28, 2001.

Schurig is 16-18 in his fourth season as the Ichabod head coach and he is 12-15 against the MIAA.

In only three seasons as the Ichabods' head coach, Schurig has led the Washburn football program to a new level with a school-best finish in the MIAA, their first winning season since 1999 and their first postseason win since 1986 with a 36-33 win over Northern State in the 2004 Mineral Water Bowl.

The Ichabods finished the 2004 season with an 8-4 record as Washburn has improved five victories in the win column since Schurig's first season at the helm.

**Colorado Mines head coach Bob Stitt** is in his fifth season as the Orediggers' coach. He is 34-22 entering his sixth season as the Orediggers head coach. He is a 1986 graduate of Doane College.

#### **Ichabods last time out . . .**

**The Ichabods last time out - Washburn 36, Northern State 33 - Dec. 4, 2004:** The Washburn Ichabods won their first postseason

## Final 2004 MIAA Standings

MIAA Overall

	PSU (1) . . . . .	9-0. 14-1
	NWMSU (4) . . . . .	8-1. 11-2
	WU . . . . .	6-3. 8-4
	CMSU . . . . .	5-4. 7-4
	MSSU . . . . .	4-5. 5-6
	ESU . . . . .	4-5. 5-6
	MWSC . . . . .	4-5. 5-6
	UMR* . . . . .	2-7. 3-8
	TSU . . . . .	2-7. 2-9
	SBU . . . . .	1-8. 2-9

\*no longer in the MIAA -- joined the Great Lakes Valley Conference

game against collegiate competition since 1976 completing a stellar 8-4 season winning the 2004 Mineral Water Bowl 36-33 over Northern State.

After the Wolves scored 16 unanswered points in the fourth quarter to tie the score at 33, the Ichabods drove 65 yards in nine plays in 1:41 to set up Connor Sabel's game-winning field goal of 32 yards. Senior quarterback Tyler Schuerman completed 3-of-6 passes for 46 yards and scampered for 13 more to set up the game-winning field goal.

The Ichabods jumped out to an early 7-0 lead on a Schuerman to Sam Sissom touchdown pass on the opening drive of the game. Sissom would set a new Mineral Water Bowl record with 216 yards receiving and tied another Mineral Water Bowl record with 11 receptions. Sissom was also named the Offensive Player of the Game.

Northern State would cut the lead to 7-3 on a 25-yard field goal. On the ensuing drive, Schuerman hooked up with Mike Odupitan for a 53-yard touchdown strike that would push the Ichabods' lead to 13-3. Odupitan finished the game also over the century mark in receiving yards with 119 yards receiving on eight receptions. The lead was pushed to 20-3 on Jarod Tetuan's 19-yard pass reception from Schuerman.

After halftime, the Wolves scored 14 points in the second quarter as they cut the Ichabod lead to 20-17.

In the fourth quarter, Trent Hearn scored on a 1-yard touchdown dive capping a 93-yard scoring drive for the Ichabods and pushing the Washburn lead to 27-17. The Ichabods would add to that after Calvin Stuckey's second interception of the game gave the Ichabods possession

## Ichabod head coach Craig Schurig

A new era in Washburn football began when Craig Schurig was named head coach of the Ichabod football program Dec. 28, 2001.

In only three seasons as the Ichabods' head coach, Schurig has led the Washburn football program to a new level with a school-best finish in the MIAA, their first winning season since 1999 and their first postseason win since 1986 with a 36-33 win over Northern State in the 2004 Mineral Water Bowl.

The Ichabods finished the 2004 season with an 8-4 record as Washburn has improved five victories in the win column since Schurig's first season at the helm.

After coaching for nearly a decade in a winning program, Schurig has brought the knowledge of success, a winning attitude and a new intensity to the Ichabod football program.

In his three seasons at Washburn, the Ichabods have had two MIAA Freshman of the Year and 27 players receive All-MIAA honors. He has been equally on task with players in the classroom with 40 Ichabods named to the MIAA Commissioner's Academic Honor Roll, including two Academic All-Americans.

While under Schurig, the Ichabod football pro-

gram has also seen sweeping changes in facilities with the improvements to Yager Stadium and equipment upgrades in the weight room.

While on the Pittsburg State coaching staff, Schurig was a part of an NCAA national finalist squad in 1995, four MIAA Championship teams and eight NCAA Division II playoff teams. He helped guide one of the top defenses in Division II including the top-ranked defensive squad in 1999.

Prior to working with the defensive backs, he worked three seasons with the Gorillas' tight ends.

Before arriving at Pittsburg State, Schurig spent the 1992 season as a volunteer assistant coach at his alma mater, Colorado School of Mines joining the Gorillas in 1993.

Schurig, a Willingboro, N.J., native, was a four-year letterman as a defensive back at Colorado Mines and was selected team captain as a senior. He earned second-team All-Rocky Mountain Athletic Conference honors as a senior. He graduated in 1987 with a bachelor's degree in petroleum engineering.

Schurig earned a master's degree in physical education at Pittsburg State in 1996. Craig and his wife, Louisa, have a daughter, Samantha, and two sons, Mitchell and Michael.

## About the Mines



### General Information

**Name:** Colorado School of Mines  
**Location:** Golden, Colorado  
**Founded:** 1874  
**Enrollment:** 3,200  
**Affiliation:** NCAA II  
**Conference:** Rocky Mountain  
**Nickname:** Orediggers  
**Colors:** Silver and Gray  
**President:** Dr. John Trefny  
**Athletics Director:** Tom Spicer  
**Stadium:** Brooks Field (4,000)  
**Playing Surface:** Natural Grass

### Coaching Staff

#### Head Coach:

Bob Stitt  
(Doane, 1986)

#### Record at CSM:

34-22 (5 years)

#### Overall Record:

same

#### Best time to reach Stitt:

Mornings

#### Football Office Phone:

(303) 273-3365

#### Assistant Coaches:

Scott Carey (Offensive line)  
 Jason Koltz (Linebackers/special teams)  
 Mat Steinberg (Defensive coordinator)  
 Clem Grinstead (Running backs)  
 Jason Munoz (Wide receivers)  
 Stacy Coryell (Defensive line)  
 Keith Wilson (Strength and conditioning)  
 J.C. Perkins (Defensive backs)

### 2005 Schedule

Date	Opponent	Time
Aug. 27	Washburn	1 p.m.
Sept. 3	at Northern Colorado	1 p.m.
Sept. 10	Western State	1 p.m.
Sept. 17	South Dakota	1 p.m.
Sept. 24	at Chadron State	1 p.m.
Oct. 1	at Fort Hays State	1 p.m.
Oct. 8	Nebraska-Kearney	1 p.m.
Oct. 15	Fort Lewis	1 p.m.
Oct. 22	at New Mexico Highlands	1 p.m.
Oct. 29	at Mesa State	1 p.m.
Nov. 5	Adams State	1 p.m.

at their own 5-yard line as the Wolves were preparing to score. Stuckey was named the Mineral Water Bowl's Defensive Most Valuable Player.

The Ichabods recorded their longest scoring drive of the season on a 95-yard drive in nine plays as Jeff Scott caught a 16-yard touchdown pass from Schuerman to put the Ichabods up 33-17.

The Wolves tied the score at 33 on scoring drives of 1:54 (9 plays, 76 yards) and 0:35 (3 plays 71 yards) setting up the Ichabods game-winning drive.

Schuerman tied a Mineral Water Bowl record with his four touchdown passes. Two others had set the Mineral Water Bowl record of four, both were set by junior colleges, the Division II record was three. Schuerman also finished with a career-high 400 yards passing completing 23 of 38 passes. His 400 yards passing would have been a new bowl record except for Toby Korrodi of Northern State passed for 422.

### About the Opponent . . .

The Colorado School of Mines football team was picked second amongst nine teams according to the Rocky Mountain Athletic Conference Preseason Coaches' Poll that was released last week by the conference office.

CSM, which is coming off its first RMAC Championship since 1958, received three first place votes and 17 points to finish as the preseason runner-up as voted upon by the league's nine head coaches. Coaches were not permitted to vote for their own team.

CSM also had six players named to the Preseason All-RMAC Team. Senior Justin Gallas led the way as he was named as a wide receiver and punt return specialist.

Also voted to the team were senior offensive lineman Travis Yenne, senior cornerback Nick Gilbreath, senior linebacker Jared Heath, junior linebacker Danny Sprague and senior defensive lineman Mark Donnelly.

### Last time they met . . .

The Washburn Ichabods fell in their season opener 34-27 to the Colorado School of Mines. The Orediggers scored the winning touchdown

### Series games with Colorado Mines

#### WU leads 8-4

1953	W	13-0	
1954	W	13-10	
1955	W	13-7	
1956	W	13-0	
1957	W	26-6	
1958	L	12-13	
1959	W	14-13	
O7 1961	W	20-6	
O6 1962	L	16-34	Golden
O5 1963	L	13-22	Topeka
O3 1964	W	16-0	Golden
A28 2004	L	27-34	Topeka



with 4:55 to play in the fourth quarter to hand Washburn the loss.

The Ichabods opened the game with a 68-yard, 9-play touchdown drive that was capped by a 38-yard touchdown pass from Tyler Schuerman to Sam Sissom. It was the first of two touchdown passes from the duo of Schuerman to Sissom. However, the extra point attempt missed and the Ichabods led 6-0. The Orediggers would take the ensuing kickoff and score a touchdown of their own, but like the Ichabods could not convert on the extra point.

Both teams would trade touchdown drives to wrap up the first quarter with the score locked at 13. The Ichabods scored a 4-yard touchdown run by Trent Hearn. Mines would score the next 14 points of the game to take a 27-13 lead. The Ichabods would cut into the lead before halftime on a Ra'Shawn Mosley 13-yard scamper to decrease the margin to seven.

In the second half, the Ichabods and Orediggers would go scoreless in the third quarter. The Ichabods struck next on Sissom's second touchdown of the afternoon - a 64-yard strike from Schuerman that tied the score at 27 with 7:52 remaining. The Orediggers took the kickoff and then marched 77 yards in 11 plays as Chad Frieauf connected with Jonny Chan on a 10-yard touchdown pass.

Mosley finished the game with 108 yards rushing and Hearn finished with 71 yards. Schuerman was 14 of 23 with two tipped interceptions and 178 yards.

Sissom would finished with 113 yards receiving and three receptions for a 37.7 yard per catch average. The Ichabod defense was led by Grant Gould who had 15 tackles and an

## Last Meeting with the Orediggers

**Colorado Mines 34**  
**Washburn 27**

August 28, Topeka, Kan. • Yager Stadium  
Attendance: 5,874

Washburn									
Rushing	No	Gain	Loss	Net	TD	Lg	Avg		
Mosley,Ra'Shawn	19	109	1	108	1	31	5.7		
Hearn,Trent	14	71	0	71	1	15	5.1		
Schuerman,Tyler	6	19	1	18	0	7	3.0		
Bland,Rawshawn	1	3	0	3	0	3	3.0		
Odupitan,Mike	1	3	0	3	0	3	3.0		
Totals	41	205	2	203	2	31	5.0		

Passing	Att	Cmp	Int	Yds	TD	Long	Sack
Schuerman,Tyler	23	14	2	178	2	64	0
Totals	23	14	2	178	2	64	0

Receiving	No.	Yds	TD	Long
Odupitan,Mike	4	37	0	21
Sissom,Sam	3	113	2	64
Mosley,Ra'Shawn	3	1	0	3
Lehman,Cason	2	11	0	7
Bland,Rawshawn	1	9	0	9
Scott,Jeff	1	7	0	7
Totals	14	178	2	64

Punting	No.	Yds	Avg	Long	In20
Massey,Curtis	4	165	41.2	54	1
Totals	4	165	41.2	54	1

Punts									
Kicks									
Interceptions									
All Returns	No	Yds	Lg	No	Yds	Lg	No	Yds	Lg
Odupitan,Mike	0	0	0	1	26	26	0	0	0
Sissom,Sam	3	22	12	0	0	0	0	0	0
Mosley,Ra'Shawn	0	0	0	3	58	24	0	0	0
Gould,Grant	0	0	0	0	0	0	1	31	31
Tetuan,Jarod	0	0	0	2	30	18	0	0	0
Totals	3	22	12	6	114	26	1	31	31

Field Goals  
no attempts

### Score by Quarters

Colorado Mines	13	14	0	7	-	34
Washburn	13	7	0	7	-	27

### Scoring Summary

1st	WU	Sissom,Sam 38 yd pass from Schuerman,Tyler, Sabel,Connor kick failed	
CSM	Frieauf,Chad 2 yd run, Abel,Aaron kick blocked		
WU	Hearn,Trent 4 yd run, Sabel,Connor kick		
CSM	Frieauf,Chad 15 yd run, Abel,Aaron kick		
2nd	CSM	Hollinshead,R 15 yd pass from Frieauf,Chad, Abel,Aaron kick	
CSM	Gallas,Justin 26 yd pass from Frieauf,Chad, Abel,Aaron kick		
WU	Mosley,Ra'Shawn 13 yd run, Sabel,Connor kick		
4th	WU	Sissom,Sam 64 yd pass from Schuerman,Tyler, Sabel,Connor kick	
CSM	Chan,Jonny 10 yd pass from Frieauf,Chad, Abel,Aaron kick		

Colorado Mines									
Rushing	No	Gain	Loss	Net	TD	Lg	Avg		
Florendo,Bryan	3	85	0	85	0	69	28.3		
Vanhorn,Craig	14	70	0	70	0	12	5.0		
Frieauf,Chad	8	29	4	25	2	15	3.1		
Chan,Jonny	1	0	8	-8	0	0	-8.0		
Totals	26	184	12	172	2	69	6.6		

Passing	Att	Cmp	Int	Yds	TD	Long	Sack
Frieauf,Chad	42	31	1	267	3	26	0
TM	1	0	0	0	0	0	0
Totals	43	31	1	267	3	26	0

Receiving	No.	Yds	TD	Long
Gallas,Justin	11	110	1	26
Vanhorn,Craig	7	43	0	16
Chan,Jonny	5	53	1	15
Florendo,Bryan	2	20	0	11
Hollinshead,R	2	20	1	15
Lis,Derek	2	18	0	14
Dykstra,Derek	2	3	0	3
Totals	31	267	3	26


Punting	No.	Yds	Avg	Long	In20
Medina,Danny	5	187	37.4	50	2
Totals	5	187	37.4	50	2

Punts									
Kicks									
Interceptions									
All Returns	No	Yds	Lg	No	Yds	Lg	No	Yds	Lg
Gallas,Justin	2	50	40	0	0	0	0	0	0
Vanhorn,Craig	0	0	0	1	19	19	0	0	0
Chan,Jonny	0	0	0	3	50	27	0	0	0
Miller,Tim	0	0	0	0	0	0	2	0	0
Totals	2	50	40	4	69	27	2	0	0

Field Goals  
Abel,Aaron 2nd 00:01 31 yds Blocked

### Team Stats

	Colorado Mines	Washburn
FIRST DOWNS	23	15
Rushing	5	9
Passing	17	6
Penalty	1	0
NET YARDS RUSHING	172	203
Rushing Attempts	26	41
Average Per Rush	6.6	5.0
Yards Gained Rushing	184	205
Yards Lost Rushing	12	2
NET YARDS PASSING	267	178
Completions-Attempts-Int	31-43-1	14-23-2
Average Per Completion	8.6	12.7
TOTAL OFFENSE YARDS	439	381
Average Gain Per Play	6.4	6.0
Fumbles: Number-Lost	1-0	1-1
Penalties: Number-Yards	3-32	7-50
PUNTS-YARDS	5-187	4-165
Average Yards Per Punt	37.4	41.2
Net Yards Per Punt	33.0	28.8
KICKOFFS-YARDS	6-352	5-244
Average Yards Per Kickoff	58.7	48.8
Net Yards Per Kickoff	39.7	35.0
Average Per Return	25.0	7.3
Kickoff returns: Number-Yds-TD	4-69-0	6-114-0
Average Per Return	17.2	19.0
Interceptions: Number-Yds-TD	2-0-0	1-31-0
Fumble Returns: Number-Yds-TD	0-0-0	0-0-0
Miscellaneous Yards	0	68
Possession Time	25:20	34:40
Third-Down Conversions	9 of 15	7 of 17
Fourth-Down Conversions	0 of 0	3 of 5
Red-Zone Scores-Chances	4-5	2-2
Sacks By: Number-Yards	0-0	0-0
PAT Kicks	4-5	3-4
Field Goals	0-1	0-0



interception return of 31 yards. Adam Ewy had 12 tackles.

### **Series Notes . . .**

Today's meeting is the 13th in the all-time series. Today's game is the second in a six-game contract with CSM. The Ichabods lead the all-time series 8-4.

Today's meeting is only the second since Oct. 3, 1964. The Ichabods won that meeting 16-0 in Golden. In the game, the Ichabod defense forced two fumbles, one by Bob Noblitt in the first quarter and Burton Clemons recovered one in the fourth quarter. Bob Hardy rushed for a 49-yard touchdown early in the first quarter. The Ichabod defense picked up a sack for another two points and then quarterback Tom Huber connected with Pete Roscetti on a 21-yard touchdown strike for the final score. Roscetti, who was also the placekicker, connected on both of his PAT's in the game. The 1964 Ichabods finished the season 8-1 and won the CIC Conference Championship.

The Orediggers won the last meeting between the two schools on Aug. 28 in Yager Stadium in Topeka 34-27.

### **Washburn Football History . . .**

Washburn is 459-530-44 in its 115th year of college football. The Ichabods have had seven 8-win seasons,

including last year's 8-4 mark. The other eight-win seasons were 1906, 1907, 1964, 1974, 1983, 1986, and 2004.

### **A win for Washburn would . . .**

- lift the Ichabods to 460-530-44 in its football history.
- give the Ichabods a 9-4 all-time series record with the Orediggers.
- be the third straight season the Ichabods would have won their first road game of the season.

### **A loss for Washburn would . . .**

- drop the Ichabods to 459-531-44 in its football history
- cut the Ichabods all-time series record with the Orediggers to 8-5.
- be the second straight win for the Orediggers over the Ichabods.
- be the fourth win in the last five games for the Orediggers.


### **Bods and Ends . . .**

- Ichabod head coach is a 1987 graduate of the Colorado School of Mines.
- Ichabod offensive coordinator Brian Miller is a Golden, Colo., native.

### **2004 Starting Lineups - 2005 returners in bold**

Offense	TE	LT	LG	C	RG	RT	WR	WR	QB	FB	TB	PK
<b>CSM</b>	J. Scott	Barrett	Sué	Durler	Kelley	Holland	Sissom	Oduptian	Schuerman	Bland	Hearn	Sabel
<b>LU</b>	J. Scott	Barrett	Sué	Durler	Kelley	Holland	Sissom	Oduptian	Schuerman	Bland	Mosley	Sabel
<b>ESU</b>	J. Scott	Barrett	Sué	Durler	Kelley	Holland	Sissom	Oduptian	Schuerman	Bland	Hearn	Sabel
<b>at TSU</b>	J. Scott	Barrett	Sué	Durler	Kelley	Holland	Sissom	Oduptian	Schuerman	Bland	Hearn	Sabel
<b>NWMSU</b>	J. Scott	Barrett	Sué	Durler	Kelley	Holland	Sissom	Oduptian	Schuerman	Bland	Hearn	Sabel
<b>at PSU</b>	J. Scott	Barrett	Sué	Durler	Kelley	Holland	Sissom	Oduptian	Brill	Bland	Hearn	Sabel
<b>SBU</b>	J. Scott	Barrett	Sué	Durler	Kelley	Holland	Sissom	Oduptian	Schuerman	Bland	Mosley	Sabel
<b>at UMR</b>	J. Scott	Barrett	Sué	Durler	Kelley	Holland	Sissom	Oduptian	Schuerman	Bland	Mosley	Sabel
<b>at CMSU</b>	J. Scott	Barrett	Sué	Durler	Kelley	Holland	Sissom	Oduptian	Schuerman	Bland	Mosley	Sabel
<b>MWSC</b>	Hoytal	Barrett	Sué	Durler	Kelley	Holland	Sissom	Hickel	Schuerman	Bland	Mosley	Sabel
<b>at MSSU</b>	J. Scott	Barrett	Sué	Durler	Kelley	Holland	Sissom	Oduptian	Schuerman	Bland	Mosley	Sabel
<b>vs NSU</b>	J. Scott	Barrett	Sué	Durler	Kelley	Holland	Sissom	Oduptian	Schuerman	Bland	Mosley	Sabel

Defense	DE	DT	DT	DE	OLB	ILB	ILB	OLB	DB	DB	FS	P
<b>CSM</b>	Hemmerling	Bull	Nichols	Moyer	Looney	Gould	Ev. Beck	Corcoran	Terrell	Stuckey	Ewy	Massey
<b>LU</b>	Hemmerling	Bull	Nichols	Huenefeld	Looney	Gould	Ev. Beck	Corcoran	Terrell	Stuckey	Ewy	Massey
<b>ESU</b>	Hemmerling	Bull	Nichols	Moyer	Looney	Gould	Ev. Beck	Corcoran	Terrell	Stuckey	Ewy	Massey
<b>at TSU</b>	Hemmerling	Bull	Nichols	Moyer	Looney	Gould	Ev. Beck	Corcoran	Terrell	Stuckey	Ewy	Massey
<b>NWMSU</b>	Birt	Hemmerling	Lewis	Huenefeld	Looney	Gould	Ev. Beck	Corcoran	Terrell	Stuckey	Ewy	Massey
<b>at PSU</b>	Birt	Hemmerling	Lewis	Huenefeld	Looney	Gould	Ev. Beck	Corcoran	Terrell	Stuckey	Ewy	Massey
<b>SBU</b>	Birt	Hemmerling	Lewis	Huenefeld	Looney	Gould	Ev. Beck	Corcoran	Terrell	Stuckey	Ewy	Massey
<b>at UMR</b>	Birt	Hemmerling	Lewis	Huenefeld	Looney	Gould	Ev. Beck	Corcoran	Terrell	Stuckey	Meyer	Massey
<b>at CMSU</b>	Birt	Hemmerling	Lewis	Huenefeld	Looney	Gould	Ev. Beck	Corcoran	Terrell	Stuckey	Meyer	Massey
<b>MWSC</b>	Birt	Hemmerling	Lewis	Huenefeld	Looney	Gould	Ev. Beck	Corcoran	Terrell	Stuckey	Meyer	Massey
<b>at MSSU</b>	Birt	Hemmerling	Lewis	Huenefeld	Looney	Gould	Ev. Beck	Corcoran	Terrell	Stuckey	Meyer	Massey
<b>vs NSU</b>	Birt	Hemmerling	Lewis	Huenefeld	Looney	Gould	Ev. Beck	Corcoran	Terrell	Stuckey	Meyer	Massey



- The Ichabods will only be playing their second game in August in at least the last 44 years. Football media guide records show that since 1961, the earliest start the Ichabods have had to start a season was on Sept. 1 on two different occasions. The Ichabods opened the 1990 season on Sept. 1 with a 13-7 win at Missouri-Rolla. The other game was to open the 2001 season on Sept. 1 with a 37-18 loss at Wisconsin-LaCrosse.
- The Ichabods are 6-6 in their last 12 season openers.

### **Record watch . . .**

#### **Sam Sissom and the record books**

- Senior wide receiver Sam Sissom became only the fourth Ichabod to go over the 2,000-yard mark in receiving yards for a career recording 2,383 yards in all game for his career.
- He lifted his total to 2,073 career yards and against the Lions he caught his 32nd career regular season touchdown pass of his career. The MIAA record for regular season games (not counting playoff games) is 35 by former Northwest Missouri State wide receiver Jamaica Rector (2001-04).
- For his career, Sissom has 33 touchdown receptions, needing three to break the Washburn record and six

to tie the MIAA's career record of 38, also held by Rector.

- His 145 catches rank No. 2 second on the all-time chart.
- Sissom's 208 points for his career his is 19 shy of the Washburn record.

#### **Grant Gould and the tackle charts**

Senior linebacker Grant Gould, has started the last 29 games and needs 19 tackles to snap the all-time school record. He has 331 career tackles. Gould has already set the school record for assisted tackles (184) for a career and single-season (73) while at Washburn.


### **Up next . . .**

The Ichabods will return home to open Yager Stadium for the 2005 season with Western Washington. It will be the first ever meeting with the Vikings.

#### **2004 Players of the game -- as selected by Ichabod Coaching Staff**

Game	Off. Skill	Def. Skill	Special Teams	Off. Line	Def. Line	Work Team Off.	Work Team Def.	Big Hit
CSM	Sam Sissom, WR	Fletcher Terrell, DB	Curt Massey, P Chris Brown, LB	Jeff Scott, TE	Grant Gould, LB	Kyle Hainline, OL	Eric Lawrence, DE	Chris Brown, LB
LU	Rawshawan Bland, FB	Henry Talley, DB	Curt Massey, P Jarod Tetuan, WR	Matt Durler, C	Mitch Birt, DE	Brandon Walker, QB	Myckel Neal, LB	Erin Beck, DB
ESU	Sam Sissom, WR	Grant Gould, LB	Curt Massey, P Cason Lehman, PK	Bryce Kelley, G	Trey Lewis, DL	Jeremy Assal, FB	Nick Svoboda, DE	Calvin Stuckey, DB
TSU	Mike Odupitan, WR	Calvin Stuckey, DB	Jarod Tetuan, KR Terrell Cobb, LB	Tyrone Barrett, OL	Zach Hemmerling, DE	Josh Lamb, RB	Justin Knutzen, DE	Chris Brown, LB Taurence Minikwu, LB
NWMSU	Jeff Scott, TE	Evin Beck, LB	Mike Odupitan, KR Mike Gonzalez, LB	Rudy Sué, G	Mitch Birt, DE	Matt Brown, WR	Joe Leiker, LB	Fletcher Terrell, DB Terrell Cobb, LB
PSU	Ra'Shawn Mosley, RB	Fletcher Terrell, DB	Jarod Tetuan, KR Chris Brown, LB	Matt Durler, C	Blake Nichols, DL	David Becker, OL	James Jackson, DL	Chris Brown, LB
SBU	Sam Sissom, WR	Josh Looney, LB	Erin Beck, LB Chris Brown, LB	Matt Durler, C	Cody Huenefeld, DL	Andy Kavanaugh, OL	Myckel Neal, LB	Josh Looney, LB Terrell Cobb, LB
UMR	Tyler Schuerman, QB	Fletcher Terrell, DB	Jeff Scott, TE Terrell Cobb, LB	Tyrone Barrett, OL	Trey Lewis, DE	Kyle Kruger, QB	Steve Schuster, DB	Blake Meyer, FS
CMSU	Ra'Shawn Mosley, RB	Calvin Stuckey, DB	Joe Corcoran, LB Tramaine Young, DB	Jim Holland, OL	Trey Lewis, DE	Josh Lamb, RB	Xavier Beckford, DB	Terrell Cobb, LB
MWSC	Ra'Shawn Mosley, RB	Blake Meyer, FS	Jake LeBahn, WR Chris Brown, LB	Rudy Sué, G	Cody Huenefeld, DL	Andy Kavanaugh, OL	Kyle Hainline, OL	Ra'Shawn Mosley, RB
MSSU	Tyler Schuerma, QB	Evin Beck, LB	Curtis Massey, P Sam Sissom, PR	Jim Holland, OL	Nick Bull, DL	Mark Scott, TE	Kyle Carter, LB	Mike Odupitan, WR Terrell Cobb, LB
NSU	Tyler Schuerman, QB Sam Sissom, WR	Calvin Stuckey, DB	Mike Odupitan, KR Connor Sabel, PK	Matt Durler, OL	Cody Hunenfeld, DL			





## The last time it happened

### 400 Passing Yards

12/4/04 vs Northern State - Tyler Schuerman (400 yards)

### 300 Passing Yards

10/26/02 vs Missouri Western - Dustin Hickel (319 yards)

### 40 Pass Attempts

10/26/02 vs Missouri Western - Dustin Hickel (42 attempts)

### 20 Pass Completions

12/4/04 vs Northern State - Tyler Schuerman (23 completions)

### 100 Receiving Yards

12/4/04 vs Northern State - Mike Odupitan (119 yards - 8 receptions)

### 200 Receiving Yards

12/4/04 vs Northern State - Sam Sissom (216 yards - 11 receptions)

### 100 Rushing Yards

11/6/04 vs Missouri Southern - Ra'Shawn Moseley (168 yards - 31 carries)

### 175 Rushing Yards

10/25/03 vs Missouri-Rolla - Trent Hearn (175 - 29 carries)

### Kickoff returned for a touchdown

11/15/03 vs Missouri Southern - Mike Odupitan (89 yards)

### Punt returned for a touchdown

10/9/04 vs Southwest Baptist - Fletcher Terrell 24-yard return (in endzone off Chris Brown blocked punt)

### Punt returned for a touchdown (not on a blocked punt)

11/6/04 vs Missouri Southern - Sam Sissom - 66 yards

### Interception returned for a touchdown

9/20/03 vs Emporia State - Fletcher Terrell (60 yards)

### Fumble Recovery for a touchdown

9/25/04 vs Northwest Missouri - Mitch Birt (Recovery in endzone after sack)

### 500 Yards in Team Total Offense

12/4/04 vs Northern State - (543 total yards)

### 600 Yards in Team Total Offense

11/9/02 vs Missouri-Rolla (612 total yards)

### 30 First Downs

12/4/04 vs Northern State - (543 total yards - 13 rushing, 15 passing, 2 penalty)

### Overtime Game

9/20/03 vs Emporia State - (loss 35-28 in one overtime)

### Double Overtime Game

10/26/02 vs Missouri Western - (loss 34-28 in double overtime)

### Last Time Shutout

11/7/98 vs Central Missouri - (loss 37-0 -- a streak of 68 games without one)

### Last Time Washburn Recorded a shutout

9/18/04 vs Truman State- (win 62-0) -- a streak of 9 games

## 2004 Final AFCA Coaches Poll

	Rec.	Pts.	Prv.
1. Valdosta St. (Ga.) (25)	13-1		
2. Pittsburg St. (Kan.)	14-1		
3. Northwest Missouri St.	11-2		
4. North Dakota	11-3		
5. Albany St. (Ga.)	11-1		
6. Texas A&M-Kingsville	9-2		
7. West Chester (Pa.)	11-4		
8. Colorado School of Mines	12-1		
9. Grand Valley St. (Mich.)	10-3		
10. Northwood (Mich.)	10-2		
11. Michigan Tech	9-2		
12. East Stroudsburg (Pa.)	10-2		
13. Winona St. (Minn.)	10-2		
14. Carson-Newman (Tenn.)	9-3		
15. Shippensburg (Pa.)	10-2		
16. Arkansas Tech	10-2		
17. St. Cloud State (Minn.)	8-3		
18. Edinboro (Pa.)	9-3		
19. South Dakota	9-2		
20. Bentley (Mass.)	8-2		
21. Central Oklahoma	8-2		
22. Tuskegee (Ala.)	10-2		
23. Southeastern Oklahoma	8-3		
24. Nebraska-Omaha	8-3		
25. Saginaw Valley St.	7-3		

## Final 2004 NCAA Southwest Regional Poll

No.	School	Overall Records
1*	Pittsburg State	11-0
2*	Northwest Missouri State	10-1
3	TexasA&M-Kingsville	8-1
4	Colorado School of Mines	11-0
5	Midwestern State	8-2
6	Southeastern Oklahoma State	8-2

\*received first round NCAA Tournament byes

Bold=MIAA School

BoldItalic=WU non-MIAA opponent



## ICHABOD OFFENSE

### Quarterback

- 10 Jordan Brill ..... (6-4, 225, So.)  
11 Tommy Mangino ..... (5-11, 185, So.)

### Running back

- 6 Trent Hearn ..... (6-1, 220, Jr.)  
21 A.J. Patterson ..... (5-10, 200, So.)

### Fullback

- 30 Rawshawn Bland ..... (5-10, 237, Sr.)  
31 Chris McCann ..... (5-9, 207, Jr.)

### Wide Receiver (X)

- 5 Mike Odupitan ..... (6-1, 205, Sr.)  
7 Cason Lehman ..... (6-1, 210, Sr.)

### Wide Receiver (Z)

- 83 Sam Sissom ..... (6-0, 195, Sr.)  
23 Jarod Tetuan ..... (5-11, 198, So.)

### Tight End (Y)

- 80 Jeff Scott ..... (6-4, 263, Jr.)  
32 James Martin ..... (6-2, 252, So.)

### Left Tackle

- 77 Jim Holland ..... (6-7, 287, Sr.)  
51 Pat Mack ..... (6-4, 276, Jr.)

### Left Guard

- 70 Rudy Su'e ..... (6-1, 301, Sr.)  
64 Eric Eisenbarth ..... (6-2, 276, So.)

### Center

- 54 Dan Schneider ..... (6-0, 283, Jr.)  
59 David Becker ..... (6-2, 293, Fr-Rs.)

### Right Guard

- 65 Jeff Rickard ..... (6-3, 296, So.)  
63 Matt Neely ..... (6-2, 247, So.)

### Right Tackle

- 64 Andy Kavanaugh ..... (6-3, 294, Fr-Rs.)  
79 Brian Strand ..... (6-4, 306, Jr.)

## ICHABOD DEFENSE

### Defensive End

- 95 Mitch Birt ..... (6-2, 267, So.)  
90 Eric Lawrence ..... (6-2, 246, Fr-Rs.)

### Defensive Tackle

- 76 Trey Lewis ..... (6-3, 276, Jr.)  
99 Nick Bull ..... (6-2, 295, Jr.)

### Defensive Tackle

- 13 Roy Sims ..... (6-6, 295, Jr.)  
98 Zach Hemmerling ..... (6-5, 279, Jr.)

### Defensive End

- 72 Cody Huenefeld ..... (6-1, 267, Jr.)  
94 Dustin Moyer ..... (6-2, 252, So.)

### Outside Linebacker

- 22 Aaron Neal ..... (6-0, 217, Jr.)  
24 Henry Talley ..... (6-1, 204, So.)

### Inside Linebacker

- 44 Michael Gonzalez ..... (5-11, 223, Sr.)  
57 Aaron Hicks ..... (6-0, 227, So.)

### Inside Linebacker

- 36 Grant Gould ..... (6-3, 237, Sr.)  
48 Terrell Cobb ..... (6-0, 221, Sr.)

### Outside Linebacker

- 39 Josh Looney ..... (6-2, 229, Sr.)  
1 Chris Brown ..... (5-10, 200, Jr.)

### Cornerback

- 2 Fletcher Terrell ..... (6-1, 190, Jr.)  
19 Marquetis Burgess ..... (5-11, 185, Jr.)

### Cornerback

- 28 Calvin Stuckey ..... (6-2, 193, Sr.)  
25 Xavier Beckford ..... (5-11, 183, Fr-Rs.)

### Free Safety

- 33 Adam Ewy ..... (6-1, 201, So.)  
20 Erin Beck ..... (5-11, 195, So.)

## ICHABOD SPECIALISTS

### Punter

- 47 Curt Massey ..... (6-1, 220, Sr.)  
35 Ben Boswell ..... (6-0, 179, Jr.)

### PAT/FG

- 86 Connor Sabel ..... (6-2, 180, Jr.)  
88 Adam Azeltine ..... (6-0, 181, Jr.)

### Kickoffs

- 86 Connor Sabel ..... (6-2, 180, Jr.)  
88 Adam Azeltine ..... (6-0, 181, Jr.)

### Long Snapper

- 80 Jeff Scott ..... (6-4, 263, Sr.)  
56 Aaron Hicks ..... (6-0, 227, Fr-Rs.)

### Short Snapper

- 80 Jeff Scott ..... (6-4, 263, Sr.)  
98 Zach Hemmerling ..... (6-5, 279, Jr.)

### Holder

- 7 Cason Lehman ..... (6-1, 210, Sr.)  
23 Jarod Tetuan ..... (5-11, 198, So.)

### Punt Return

- 83 Sam Sissom ..... (6-0, 195, Sr.)  
23 Jarod Tetuan ..... (5-11, 198, So.)

### Kickoff Return

- 5 Mike Odupitan ..... (6-1, 205, Sr.)  
23 Jarod Tetuan ..... (5-11, 198, So.)



## OREDIGGER OFFENSE

### Quarterback

- 13 Danny Medina Sr. 6-1 209  
15 Garrett Mehl Jr. 6-2 205

### Running Back

- 44 Bryan Florendo Jr. 5-11 200  
21 Corey Huck RFR 5-7 180

### H-Back

- 29 Joe Roseberry Jr. 5-10 190  
33 Tim Gee RFR 5-8 175

### Wide Receiver

- 8 Justin Gallas Sr. 6-1 185  
23 Ryan Hollinshead Jr. 5-9 180

### Wide Receiver

- 87 Derek Dykstra Jr. 6-3 205  
81 Brent Chacon Jr. 6-1 190

### Wide Receiver

- 11 Andrew Schmid Sr. 6-2 210  
3 Michael Curl So. 5-10 170

### Left Tackle

- 78 Zach Ballard Jr. 6-3 260  
69 James Reeves So. 6-2 230

### Left Guard

- 63 Travis Yenne Sr. 6-4 290  
65 James Tyree So. 6-1 255

### Center

- 55 Nick Belden Jr. 6-2 290  
66 Brandon Richardson Jr. 6-1 265

### Right Guard

- 62 Stephen Immel So. 6-6 325  
74 Vince Warner So. 6-2 250

### Right Tackle

- 75 Brian Fitzpatrick So. 6-6 270  
69 James Reeves So. 6-2 230

## OREDIGGER DEFENSE

### Defensive End

- 91 Marin Richardson So. 6-2 276  
49 Beau Koenig Jr. 6-1 205

### Nose Tackle

- 92 Charles Yarbrough Jr. 6-3 260  
96 Phil Supinski So. 6-3 250

### Defensive Tackle

- 79 Mark Donnelly Sr. 6-4 240  
99 Caleb Ring Sr. 6-4 250

### Defensive End

- 94 Gus Friesen Sr. 6-3 220  
93 Pat Carroll Sr. 6-1 253

### Outside Linebacker

- 36 Jared Heath Sr. 6-0 220  
26 Michael Claffey RFR 5-11 195

### Inside Linebacker

- 46 Danny Sprague Jr. 6-2 235  
53 Austin Wagner Jr. 6-0 225

### Outside Linebacker

- 18 Luke Salmans Jr. 6-1 215  
27 Drew Ferren RFR 6-2 195

### Cornerback

- 4 Nick Gilbreath Sr. 5-11 185  
14 Ryan Laverne So. 6-0 180

### Cornerback

- 20 Mark Norrid So. 5-10 185  
6 Grant Newton Sr. 6-2 205

### Free Safety

- 42 Tim Miller Jr. 6-1 205  
16 Matt Clary RFR 6-0 180

### Strong Safety

- 22 Kyle Smith Sr. 6-0 200  
10 Nate Crawford So. 5-10 200

## OREDIGGER SPECIALISTS

### Punter

- 13 Danny Medina Sr. 6-1 209  
1 Ryan Schietinger So. 5-10 175

### Field Goals/PAT's

- 2 Aaron Abel So. 6-0 178  
1 Ryan Schietinger So. 5-10 175

### Kickoffs

- 1 Ryan Schietinger So. 5-10 175  
2 Aaron Abel So. 6-0 178

### Long Snapper

- 87 Derek Dykstra Jr. 6-3 205  
99 Caleb Ring Sr. 6-4 250

### Holder

- 81 Brent Chacon Jr. 6-1 190  
8 Justin Gallas Sr. 6-1 185

### Punt Returns

- 8 Justin Gallas Sr. 6-1 185  
4 Nick Gilbreath Sr. 5-11 185

### Kick Returns

- 8 Justin Gallas Sr. 6-1 185  
21 Corey Huck RFR 5-7 180







## 2004 Results (8-4, 6-3 MIAA)

Date	Opponent	Score	Time	Attend
Aug 28	COLORADO MINES	L 27-34	3:04	5874
Sep 04	LANGSTON	W 30-7	3:23	3725
Sep 11	*EMPORIA STATE	W 28-10	3:07	5776
Sep 18	*at Truman State	W 62-0	3:04	2500
Sep 25	*NO. 5 NORTHWEST MO. ST.	L 21-49	3:13	4958
Oct 02	*at No. 3 Pittsburg State	L 14-70	3:15	8843
Oct 09	*SOUTHWEST BAPTIST	W 38-35	3:15	4111
Oct 16	*at Missouri-Rolla	W 42-17	3:10	2300
Oct 23	*at Central Missouri	L 21-47	3:00	8973
Oct 30	*MISSOURI WESTERN	W 30-23	3:08	4917
Nov 06	*at Missouri Southern	W 58-24	3:07	6000
Dec 04	^vs Northern State	W 36-33	3:32	3674

\* MIAA Game

^2004 Mineral Water Bowl - Excelsior Springs, Mo.

## Team Statistics

	WU	OPP
<b>SCORING</b>	<b>407</b>	<b>368</b>
Points Per Game	33.9	30.7
<b>FIRST DOWNS</b>	<b>259</b>	<b>266</b>
Rushing	109	100
Passing	129	133
Penalty	21	33
<b>RUSHING YARDAGE</b>	<b>2108</b>	<b>2379</b>
Yards gained rushing	2418	2655
Yards lost rushing	310	276
Rushing Attempts	486	461
Average Per Rush	4.3	5.2
Average Per Game	175.7	198.2
TDs Rushing	20	26
<b>PASSING YARDAGE</b>	<b>2991</b>	<b>2777</b>
Att-Comp-Int	383-210-8	403-221-15
Average Per Pass	7.8	6.9
Average Per Catch	14.2	12.6
Average Per Game	249.2	231.4
TDs Passing	34	21
<b>TOTAL OFFENSE</b>	<b>5099</b>	<b>5156</b>
Total Plays	869	864
Average Per Play	5.9	6.0
Average Per Game	424.9	429.7
<b>KICK RETURNS: #-YARDS</b>	<b>50-886</b>	<b>58-1010</b>
Kick Return Average	17.7	17.4
<b>PUNT RETURNS: #-YARDS</b>	<b>33-507</b>	<b>27-461</b>
Punt Return Average	15.4	17.1
<b>INT RETURNS: #-YARDS</b>	<b>15-252</b>	<b>8-37</b>
Interception Return Average	16.8	4.6
<b>FUMBLES-LOST</b>	<b>19-9</b>	<b>28-14</b>
<b>PENALTIES-YARDS</b>	<b>118-972</b>	<b>91-745</b>
Average Per Game	81.0	62.1
<b>PUNTS-YARDS</b>	<b>61-2431</b>	<b>57-1989</b>
Average Per Punt	39.9	34.9
Net punt average	32.3	26.0
<b>TIME OF POSSESSION/GAME</b>	<b>30:40</b>	<b>29:20</b>
<b>3RD-DOWN CONVERSIONS</b>	<b>70/176</b>	<b>78/180</b>
3rd-Down Pct	40%	43%
<b>4TH-DOWN CONVERSIONS</b>	<b>14/26</b>	<b>10/22</b>
4th-Down Pct	54%	45%
<b>SACKS BY-YARDS</b>	<b>22-155</b>	<b>13-93</b>
<b>MISC YARDS</b>	<b>10</b>	<b>0</b>
<b>TOUCHDOWNS SCORED</b>	<b>57</b>	<b>49</b>
Field Goals-Attempts	4-13	8-15
PAT-Attempts	47-54	36-42
<b>ATTENDANCE</b>	<b>29361</b>	<b>28616</b>
Games/Avg Per Game	6/4894	5/5723
Neutral Site Games		1/3674

PTS BY QUARTERS	1st	2nd	3rd	4th	Total
Washburn	104	122	65	116	407
Opponents	70	140	74	84	368

## Offensive Statistics

Rushing	GP	Att	Gain	Loss	Net	Avg	TD	Long	Avg/G
Mosley,Ra'Shawn	12	215	1179	95	1084	5.0	11	63	90.3
Schuerman,Tyler	11	77	450	67	383	5.0	2	31	34.8
Hearn,Trent	6	77	294	16	278	3.6	3	15	46.3
Bland,Rawshaw	12	37	183	10	173	4.7	3	30	14.4
McCann,Chris	6	23	85	6	79	3.4	0	20	13.2
Odupitan,Mike	12	8	69	0	69	8.6	1	34	5.8
Tetuan,Jarod	12	6	41	0	41	6.8	0	17	3.4
Patterson,A.J.	3	13	45	5	40	3.1	0	13	13.3
Hickel,Dustin	7	3	13	1	12	4.0	0	11	1.7
Lamb,Josh	3	3	11	4	7	2.3	0	6	2.3
Martin,James	9	1	5	0	5	5.0	0	5	0.6
Minikwu,Taurenc	11	1	3	0	3	3.0	0	3	0.3
Lehman,Cason	12	1	1	0	1	1.0	0	1	0.1
Sissom,Sam	12	1	0	0	0	0.0	0	0	0.0
Brill,Jordan	7	13	38	50	-12	-0.9	0	13	-1.7
Ichabods	11	7	1	56	-55	-7.9	0	1	-5.0
<b>Total</b>	<b>12</b>	<b>486</b>	<b>2418</b>	<b>310</b>	<b>2108</b>	<b>4.3</b>	<b>20</b>	<b>63</b>	<b>175.7</b>
<b>Opponents</b>	<b>12</b>	<b>461</b>	<b>2655</b>	<b>276</b>	<b>2379</b>	<b>5.2</b>	<b>26</b>	<b>77</b>	<b>198.2</b>

PASSING	G	Effic	Att-Cmp-Int	Pct	Yds	TD	Lng	Avg/G
Schuerman,Tyler	11	149.92	289-159-6	55.0	2308	28	86	209.8
Brill,Jordan	7	128.79	80-45-2	56.2	542	5	50	77.4
Ichabods	11	0.00	6-0-0	0.0	0	0	0	0.0
Hickel,Dustin	7	278.33	6-5-0	83.3	100	1	35	14.3
Lehman,Cason	12	222.20	2-1-0	50.0	41	0	41	3.4
<b>Total</b>	<b>12</b>	<b>145.55</b>	<b>383-210-8</b>	<b>54.8</b>	<b>2991</b>	<b>34</b>	<b>86</b>	<b>249.2</b>
<b>Opponents</b>	<b>12</b>	<b>122.47</b>	<b>403-221-15</b>	<b>54.8</b>	<b>2777</b>	<b>21</b>	<b>63</b>	<b>231.4</b>

RECEIVING	G	No.	Yds	Avg	TD	Long	Avg/G
Sissom,Sam	12	65	1109	17.1	15	86	92.4
Odupitan,Mike	12	56	816	14.6	10	64	68.0
Lehman,Cason	12	22	338	15.4	2	35	28.2
Scott,Jeff	12	20	238	11.9	3	45	19.8
Tetuan,Jarod	12	14	217	15.5	3	40	18.1
Mosley,Ra'Shawn	12	12	60	5.0	0	35	5.0
Bland,Rawshaw	12	8	65	8.1	0	13	5.4
Hickel,Dustin	7	3	65	21.7	1	36	9.3
Lebahn,Jake	6	3	48	16.0	0	24	8.0
Hoytal,John	10	2	17	8.5	0	9	1.7
McCann,Chris	6	2	12	6.0	0	10	2.0
Hearn,Trent	6	1	4	4.0	0	4	0.7
Mcclendon,Terre	1	1	1	1.0	0	1	1.0
Patterson,A.J.	3	1	1	1.0	0	1	0.3
<b>Total</b>	<b>12</b>	<b>210</b>	<b>2991</b>	<b>14.2</b>	<b>34</b>	<b>86</b>	<b>249.2</b>
<b>Opponents</b>	<b>12</b>	<b>221</b>	<b>2777</b>	<b>12.6</b>	<b>21</b>	<b>63</b>	<b>231.4</b>

PUNT RETURNS	No.	Yds	Avg	TD	Long
Sissom,Sam	23	310	13.5	1	66
Tetuan,Jarod	8	161	20.1	0	48
Brown,Chris	1	16	16.0	0	0
Talley,Henry	1	-4	-4.0	0	0
Young,Tramaine	0	24	0.0	1	24
<b>Total</b>	<b>33</b>	<b>507</b>	<b>15.4</b>	<b>2</b>	<b>66</b>
<b>Opponents</b>	<b>27</b>	<b>461</b>	<b>17.1</b>	<b>1</b>	<b>85</b>

INTERCEPTIONS	No.	Yds	Avg	TD	Long
Terrell,Fletcher	5	113	22.6	0	69
Stuckey,Calvin	4	67	16.8	0	34
Gould,Grant	2	31	15.5	0	31
Talley,Henry	1	36	36.0	0	36
Meyer,Blake	1	5	5.0	0	5
Beck,Evin	1	0	0.0	0	0
Beck,Erin	1	0	0.0	0	0
<b>Total</b>	<b>15</b>	<b>252</b>	<b>16.8</b>	<b>0</b>	<b>69</b>
<b>Opponents</b>	<b>8</b>	<b>37</b>	<b>4.6</b>	<b>0</b>	<b>22</b>

# 2005 WASHBURN ICHABOD FOOTBALL



KICK RETURNS	No.	Yds	Avg	TD	Long
Odupitan, Mike	25	410	16.4	0	39
Tetuan, Jarod	16	329	20.6	0	76
Mosley, Ra'Shawn	3	58	19.3	0	24
Stuckey, Calvin	2	44	22.0	0	27
Terrell, Fletche	2	38	19.0	0	24
Neal, Aaron	1	8	8.0	0	8
Minikwu, Taurenc	1	-1	-1.0	0	0
<b>Total</b>	<b>50</b>	<b>886</b>	<b>17.7</b>	<b>0</b>	<b>76</b>
<b>Opponents</b>	<b>58</b>	<b>1010</b>	<b>17.4</b>	<b>1</b>	<b>93</b>

FUMBLE RETURNS	No.	Yds	Avg	TD	Long
Stuckey, Calvin	1	10	10.0	0	10
Birt, Mitch	0	0	0.0	1	0
<b>Total</b>	<b>1</b>	<b>10</b>	<b>10.0</b>	<b>1</b>	<b>10</b>
<b>Opponents</b>	<b>0</b>	<b>0</b>	<b>0.0</b>	<b>0</b>	<b>0</b>

SCORING	TD	FGs	PAT Kick	PAT Rush	PAT Rcv	PAT Pass	Saf	PTS
Sissom, Sam	16	0-0	0-0	0-0	1	0-0	0	98
Odupitan, Mike	11	0-0	0-0	0-0	0	0-0	0	66
Mosley, Ra'Shawn	11	0-0	0-0	0-0	0	0-0	0	66
Sabel, Connor	0	4-13	45-51	0-0	0	0-0	0	57
Bland, Rawshaw	3	0-0	0-0	0-0	0	0-0	0	18
Tetuan, Jarod	3	0-0	0-0	0-0	0	0-0	0	18
Hearn, Trent	3	0-0	0-0	0-0	0	0-0	0	18
Scott, Jeff	3	0-0	0-0	0-0	0	0-0	0	18
Schuerman, Tyler	2	0-0	0-0	0-0	0	1-1	0	12
Lehman, Cason	2	0-0	0-0	0-0	0	1-2	0	12
Birt, Mitch	1	0-0	0-0	0-0	0	0-0	0	6
Hickel, Dustin	1	0-0	0-0	0-0	0	0-0	0	6
Young, Tramaine	1	0-0	0-0	0-0	0	0-0	0	6
Ichabods	0	0-0	0-0	0-0	0	0-0	1	2
Looney, Josh	0	0-0	0-0	0-0	1	0-0	0	2
Azeltine, Adam	0	0-0	2-3	0-0	0	0-0	0	2
<b>Total</b>	<b>57</b>	<b>4-13</b>	<b>47-54</b>	<b>0-0</b>	<b>2</b>	<b>2-3</b>	<b>1</b>	<b>407</b>
<b>Opponents</b>	<b>49</b>	<b>8-15</b>	<b>36-42</b>	<b>2-2</b>	<b>4</b>	<b>4-5</b>	<b>1</b>	<b>368</b>

TOTAL OFFENSE	G	Plays	Rush	Pass	Total	Avg/G
Schuerman, Tyler	11	366	383	2308	2691	244.6
Mosley, Ra'Shawn	12	215	1084	0	1084	90.3
Brill, Jordan	7	93	-12	542	530	75.7
Hearn, Trent	6	77	278	0	278	46.3
Bland, Rawshaw	12	37	173	0	173	14.4
Hickel, Dustin	7	9	12	100	112	16.0
McCann, Chris	6	23	79	0	79	13.2
Odupitan, Mike	12	8	69	0	69	5.8
Lehman, Cason	12	3	1	41	42	3.5
Tetuan, Jarod	12	6	41	0	41	3.4
Patterson, A.J.	3	13	40	0	40	13.3
Lamb, Josh	3	3	7	0	7	2.3
Martin, James	9	1	5	0	5	0.6
Minikwu, Taurenc	11	1	3	0	3	0.3
Ichabods	11	13	-55	0	-55	-5.0
<b>Total</b>	<b>12</b>	<b>869</b>	<b>2108</b>	<b>2991</b>	<b>5099</b>	<b>424.9</b>
<b>Opponents</b>	<b>12</b>	<b>864</b>	<b>2379</b>	<b>2777</b>	<b>5156</b>	<b>429.7</b>

PUNTING	No.	Yds	Avg	Long	TB	FC	I20	Blkd
Massey, Curtis	59	2416	40.9	56	11	5	13	1
Ichabods	2	15	7.5	15	0	0	0	1
<b>Total</b>	<b>61</b>	<b>2431</b>	<b>39.9</b>	<b>56</b>	<b>11</b>	<b>5</b>	<b>13</b>	<b>2</b>
<b>Opponents</b>	<b>57</b>	<b>1989</b>	<b>34.9</b>	<b>50</b>	<b>1</b>	<b>2</b>	<b>14</b>	<b>1</b>

KICKOFFS	No.	Yds	Avg	TB	OB	Retn	Net	YdLn
Sabel, Connor	70	3839	54.8	7	8			
Massey, Curtis	1	58	58.0	0	0			
<b>Total</b>	<b>71</b>	<b>3897</b>	<b>54.9</b>	<b>7</b>	<b>8</b>	<b>1150</b>	<b>38.7</b>	<b>26</b>
<b>Opponents</b>	<b>67</b>	<b>3625</b>	<b>54.1</b>	<b>6</b>	<b>6</b>	<b>1006</b>	<b>39.1</b>	<b>25</b>

## ALL PURPOSE

	G	Rush	Rec	PR	KOR	IR	Tot	Avg/G
Sissom, Sam	12	0	1109	310	0	0	1419	118.2
Odupitan, Mike	12	69	816	0	410	0	1295	107.9
Mosley, Ra'Shawn	12	1084	60	0	58	0	1202	100.2
Tetuan, Jarod	12	41	217	161	329	0	748	62.3
Schuerman, Tyler	11	383	0	0	0	0	383	34.8
Lehman, Cason	12	1	338	0	0	0	339	28.2
Hearn, Trent	6	278	4	0	0	0	282	47.0
Bland, Rawshaw	12	173	65	0	0	0	238	19.8
Scott, Jeff	12	0	238	0	0	0	238	19.8
Terrell, Fletche	12	0	0	0	38	113	151	12.6
Stuckey, Calvin	12	0	0	0	44	67	111	9.2
McCann, Chris	6	79	12	0	0	0	91	15.2
Hickel, Dustin	7	12	65	0	0	0	77	11.0
Lebahn, Jake	6	0	48	0	0	0	48	8.0
Patterson, A.J.	3	40	1	0	0	0	41	13.7
Talley, Henry	7	0	0	-4	0	36	32	4.6
Gould, Grant	12	0	0	0	0	31	31	2.6
Young, Tramaine	11	0	0	24	0	0	24	2.2
Hoytal, John	10	0	17	0	0	0	17	1.7
Brown, Chris	12	0	0	16	0	0	16	1.3
Neal, Aaron	12	0	0	0	8	0	8	0.7
Lamb, Josh	3	7	0	0	0	0	7	2.3
Martin, James	9	5	0	0	0	0	5	0.6
Meyer, Blake	10	0	0	0	0	5	5	0.5
Minikwu, Taurenc	11	3	0	0	-1	0	2	0.2
McClendon, Terre	1	0	1	0	0	0	1	1.0
Brill, Jordan	7	-12	0	0	0	0	-12	-1.7
Ichabods	11	-55	0	0	0	0	-55	-5.0
<b>Total</b>	<b>12</b>	<b>2108</b>	<b>2991</b>	<b>507</b>	<b>886</b>	<b>252</b>	<b>6744</b>	<b>562.0</b>
<b>Opponents</b>	<b>12</b>	<b>2379</b>	<b>2777</b>	<b>461</b>	<b>1010</b>	<b>37</b>	<b>6664</b>	<b>555.3</b>

FIELD GOALS	FGM-FGA	Pct	01-19	20-29	30-39	40-49	50+	Blk
Sabel, Connor	4-13	30.8	0-0	1-4	3-4	0-5	0-0	3

## Defensive Statistics

	GP	UT	AT	TT	TFL	Sacks	Int-Yds	PD	QBH	FR-Yds	FF	BLK	Saf
Gould, Grant	12	54	73	127	6-17	1-9	2-31	3					
Beck, Evin	12	35	48	83	11-49	5-37	1-0	1	1	1-0			
Terrell, Fletche	12	40	21	61	1-1		5-113	15		1-0	1	1	
Ewy, Adam	9	25	24	49				4		1-0			
Cobb, Terrell	12	26	22	48	3-10	1-8		1	1	1-0			
Meyer, Blake	10	24	24	48	1-3		1-5						
Looney, Josh	12	20	28	48	3-10	1-3		2		1-0			
Corcoran, Joe	12	16	29	45	3-8	2-6		2					
Neal, Aaron	12	19	21	40	5-32	4-28		3			1		
Gonzalez, Mike	11	23	15	38	5-5	1-2							
Stuckey, Calvin	12	22	11	33	2-6	1-5	4-67	5		1-10	1		
Beck, Erin	12	14	17	31			1-0						
Lewis, Trey	12	14	17	31	3-9	1-7				1-0	1	1	
Brown, Chris	12	16	9	25	2-6	1-5		1		1-0	1	1	
Huenefeld, Cody	11	8	17	25	6-21	2-12			1	1-0			
Bull, Nick	12	9	15	24	7-15	2-6		1			1		
Moyer, Dustin	12	8	12	20	2-3	1-2		1	1				
Burgess, Marquet	12	14	6	20				3		1-0			
Hemmerling, Zach	12	10	9	19	3-11	3-11						1	
Nichols, Blake	11	7	10	17	1-1			2		2-0	1		
Birt, Mitch	12	6	8	14	4-12	1-3				1-0			
Young, Tramaine	11	6	6	12	1-2			1					
Eisenbarth, Eric	8	3	7	10	2-11	2-11							
Minikwu, Taurenc	11	3	6	9									
Talley, Henry	7	5	1	6			1-36	3					
Tetuan, Jarod	12	1	4	5									
Lehman, Cason	12	4	1	5						1-0			
Munson, Russell	4	2	2	4				1					
Sissom, Sam	12	1		1									
Lebahn, Jake	6											1	
<b>Total</b>	<b>12</b>	<b>444</b>	<b>467</b>	<b>911</b>	<b>72-332</b>	<b>22-155</b>	<b>15-252</b>	<b>49</b>	<b>4</b>	<b>14-10</b>	<b>10</b>	<b>5</b>	<b>1</b>
<b>Opponents</b>	<b>12</b>	<b>485</b>	<b>398</b>	<b>883</b>	<b>85-256</b>	<b>13-93</b>	<b>8-37</b>	<b>31</b>	<b>3</b>	<b>9-0</b>	<b>11</b>	<b>6</b>	<b>1</b>



## Game By Game Rushing

	No-Yds/TD	MINES	LU	ESU	TSU	NWMSU	PSU	SBU	UMR	CMSU	MWSC	MSSU	NSU
Mosley,Ra'Shawn RB	215-1084/11	19-108/1	13-63/2	8-11/0	17-104/2	13-44/0	21-90/0	23-143/1	18-77/1	14-76/0	26-170/3	31-168/1	12-30/0
Schuerman,Tyler QB	77-383/2	6-18/0	3--4/0	7-35/0	7-54/2	3--2/0	DNP	2--20/0	9-87/0	8-47/0	13-69/0	11-53/0	8-46/0
Hearn,Trent RB	77-278/3	14-71/1	DNP	13-19/1	12-69/0	12-41/0	8-19/0	DNP	DNP	DNP	DNP	DNP	18-59/1
Bland,Rawshawn FB	37-173/3	1-3/0	5-27/0	5-18/1	4-6/0	-	2-0/0	2-15/0	4-1/1	4-51/0	4-15/0	4-13/1	2-24/0
McCann,Chris FB	23-79/0	DNP	8-24/0	DNP	5-9/0	-	7-46/0	DNP	DNP	1--3/0	DNP	DNP	2-3/0
Odupitan,Mike WR	8-69/1	1-3/0	1-14/1	-	1-8/0	-	-	-	3-39/0	-	-	-	2-5/0
Tetuan,Jarod WR	6-41/0	-	-	-	4-21/0	-	-	-	1-13/0	-	1-7/0	-	-
Patterson,A.J. RB	13-40/0	DNP	DNP	DNP	DNP	DNP	DNP	DNP	8-21/0	4-18/0	DNP	DNP	1-1/0
Hickel,Dustin QB	3-12/0	-	-	DNP	-	-	3-12/0	DNP	DNP	DNP	-	-	DNP
Lamb,Josh RB	3-7/0	DNP	2-11/0	DNP	DNP	DNP	DNP	DNP	DNP	DNP	DNP	-	1--4/0
Martin,James TE	1-5/0	-	1-5/0	-	-	-	DNP	DNP	-	-	-	-	DNP
Minikwu,Taurenc	1-3/0	-	-	-	-	-	-	-	1-3/0	DNP	-	-	-
Lehman,Cason WR	1-1/0	-	-	-	-	-	-	-	1-1/0	-	-	-	-
Sissom,Sam WR	1-0/0	-	-	-	-	-	-	1-0/0	-	-	-	-	-
Brill,Jordan QB	13--12/0	DNP	-	DNP	-	4--29/0	5--14/0	DNP	2-12/0	2-19/0	DNP	DNP	-

## Game By Game Receiving

	No-Yds/TD	MINES	LU	ESU	TSU	NWMSU	PSU	SBU	UMR	CMSU	MWSC	MSSU	NSU
Sissom,Sam WR	65-1109/15	3-113/2	5-56/1	4-153/2	3-35/2	6-72/0	4-41/0	10-98/2	5-100/1	4-59/2	5-72/1	5-94/1	11-216/1
Odupitan,Mike WR	56-816/10	4-37/0	3-27/0	2-24/0	8-121/1	6-96/1	4-36/0	7-102/1	4-36/2	1-35/1	4-45/0	5-138/3	8-119/1
Lehman,Cason WR	22-338/2	2-11/0	5-76/0	1-20/0	2-27/1	2-19/0	4-95/1	1-9/0	2-34/0	1-8/0	-	1-10/0	1-29/0
Scott,Jeff TE	20-238/3	1-7/0	1-18/0	-	-	3-17/0	7-64/1	-	2-33/0	2-21/0	2-59/0	1-3/1	1-16/1
Tetuan,Jarod WR	14-217/3	-	2-27/0	-	1-5/0	2-36/1	-	3-49/0	3-60/1	2-21/0	-	-	1-19/1
Hickel,Dustin QB	3-65/1	-	-	DNP	2-54/1	-	-	DNP	DNP	DNP	1-11/0	-	DNP
Bland,Rawshawn FB	8-65/0	1-9/0	-	1-1/0	1-12/0	2-23/0	1-4/0	-	-	-	1-4/0	1-12/0	-
Mosley,Ra'Shawn RB	12-60/0	3-1/0	2--8/0	1-35/0	1-8/0	1-4/0	1-3/0	1-6/0	-	1-8/0	1-3/0	-	-
Lebahn,Jake WR	3-48/0	DNP	-	DNP	-	DNP	2-24/0	DNP	-	1-24/0	-	DNP	DNP
Hoytal,John TE	2-17/0	-	-	DNP	1-9/0	-	-	-	-	DNP	1-8/0	-	-
McCann,Chris FB	2-12/0	DNP	1-2/0	DNP	1-10/0	-	-	DNP	DNP	-	DNP	DNP	-
Hearn,Trent RB	1-4/0	-	DNP	1-4/0	-	-	-	DNP	DNP	DNP	DNP	DNP	-
Mcclendon,Terre OL	1-1/0	DNP	DNP	DNP	1-1/0	DNP	DNP	DNP	DNP	DNP	DNP	DNP	DNP
Patterson,A.J. RB	1-1/0	DNP	DNP	DNP	DNP	DNP	DNP	DNP	-	-	DNP	DNP	1-1/0

## Game By Game Passing

#16 Schuerman,Tyler	Att	Comp	Int	Pct	Yards	TD	Long	Sack	Yds	Effic
Colorado Mines	23	14	2	60.9	178	2	64	0	0	137.2
Langston	36	19	0	52.8	198	1	27	0	0	108.1
Emporia State	17	10	0	58.8	237	2	86	1	6	214.8
Truman	25	15	1	60.0	196	4	32	0	0	170.7
Northwest Mo. St.	9	6	0	66.7	62	0	18	0	0	124.5
Southwest Baptist	38	22	0	57.9	264	3	40	2	20	142.3
Missouri-Rolla	32	15	0	46.9	253	4	50	0	0	154.5
Central Missouri	22	7	2	31.8	61	2	14	0	0	66.9
Missouri Western St.	29	15	1	51.7	202	1	45	3	21	114.7
Missouri Southern	20	13	0	65.0	257	5	64	0	0	255.4
Northern State	38	23	0	60.5	400	4	53	0	0	183.7
<b>TOTALS</b>	<b>289</b>	<b>159</b>	<b>6</b>	<b>55.0</b>	<b>2308</b>	<b>28</b>	<b>86</b>	<b>6</b>	<b>47</b>	<b>149.9</b>

#10 Brill,Jordan	Att	Comp	Int	Pct	Yards	TD	Long	Sack	Yds	Effic
Langston	3	0	0	0.0	0	0	0	0	0	0.0
Truman	7	6	0	85.7	86	1	36	0	0	236.1
Northwest Mo. St.	31	16	0	51.6	205	2	50	3	24	128.5
Pittsburg State	32	18	2	56.2	167	1	25	3	21	97.9
Missouri-Rolla	1	1	0	100.0	10	0	10	0	0	184.0
Central Missouri	6	4	0	66.7	74	1	35	0	0	225.3
<b>TOTALS</b>	<b>80</b>	<b>45</b>	<b>2</b>	<b>56.2</b>	<b>542</b>	<b>5</b>	<b>50</b>	<b>6</b>	<b>45</b>	<b>128.8</b>

## Game By Game Punting

Curtis Massey	No	Yds	Avg	Long	Blkd	TB	FC	50+	I20
Colorado Mines	4	165	41.2	54	0	0	0	1	1
Langston	6	252	42.0	48	0	1	1	0	3
Emporia State	5	215	43.0	53	0	0	1	2	2
at Truman	3	114	38.0	42	0	1	1	0	1
Northwest Missouri	6	276	46.0	49	0	0	0	0	0
at Pittsburg State	6	256	42.7	56	0	1	1	1	2
Southwest Baptist	4	136	34.0	41	0	1	0	0	1
at Missouri-Rolla	3	135	45.0	50	0	2	1	1	0
at Central Missouri	4	170	42.5	55	1	0	0	1	1
Missouri Western	6	249	41.5	50	0	0	0	1	0
at Missouri Southern	5	210	42.0	49	0	1	0	0	2
vs Northern State	7	238	34.0	40	0	4	0	0	0
<b>Totals</b>	<b>59</b>	<b>2416</b>	<b>40.9</b>	<b>56</b>	<b>1</b>	<b>11</b>	<b>5</b>	<b>7</b>	<b>13</b>

## Game By Game Punt Returns

	No-Yds/TD	MINES	LU	ESU	TSU	NWMSU	PSU	SBU	UMR	CMSU	MWSC	MSSU	NSU
Sissom,Sam	23-310	3-22	3-13	2-7	1-10	1-1	-	1-24	2-21	1-1	4-47	3-129	2-35
Tetuan,Jarod	8-161	-	1-27	-	3-88	-	-	1-6	3-40	-	-	-	-
Brown,Chris	1-16	-	-	-	-	-	-	1-16	-	-	-	-	-
Talley,Henry	1--4	DNP	-	-	-	1--4	-	-	DNP	DNP	DNP	-	DNP

## Game By Game Kickoff Returns

	No-Yds/TD	MINES	LU	ESU	TSU	NWMSU	PSU	SBU	UMR	CMSU	MWSC	MSSU	NSU
Odupitan,Mike	25-410	1-26	2-52	-	-	4-87	4-56	2-15	1-35	2-27	4-44	2-48	3-20
Tetuan,Jarod	16-329	2-30	1-76	2-34	1-16	1-20	6-108	-	1-3	-	-	2-42	-
Mosley,Ra'Shawn	3-58	3-58	-	-	-	-	-	-	-	-	-	-	-
Stuckey,Calvin	2-44	-	-	-	-	-	-	1-17	-	-	1-27	-	-
Terrell,Fletche	2-38	-	-	-	-	-	-	1-24	-	-	-	1-14	-
Neal,Aaron	1-8	-	-	-	-	-	-	-	1-8	-	-	-	-
Minikwu,Taurenc	1--1	-	-	1--1	-	-	-	-	-	DNP	-	-	-





## Game By Game Interception Returns

	No-Yds/TD	MINES	LU	ESU	TSU	NWMSU	PSU	SBU	UMR	CMSU	MWSC	MSSU	NSU
Terrell,Fletche	5-113	-	-	1-69	-	-	1-0	-	1-17	1-1	1-26	-	-
Stuckey,Calvin	4-67	-	-	-	-	-	-	-	-	-	1-21	1-12	2-34
Gould,Grant	2-31	1-31	-	-	-	-	-	-	-	-	-	-	1-0
Beck,Erin	1-0	-	-	-	1-0	-	-	-	-	-	-	-	-
Meyer,Blake	1-5	-	-	DNP	1-5	-	-	DNP	-	-	-	-	-
Talley,Henry	1-36	DNP	1-36	-	-	-	-	-	DNP	DNP	DNP	-	DNP
Beck,Evin	1-0	-	-	-	-	-	-	-	-	-	-	1-0	-

## Game By Game Sacks

	UA-A	TOT	MINES	LU	ESU	TSU	NWMSU	PSU	SBU	UMR	CMSU	MWSC	MSSU	NSU
Beck,Evin LB	3-2	5	-	-	1-0	-	2-21	-	-	1-5	-	-	1-11	-
Neal,Aaron LB	2-2	4	-	-	-	-	1-4	-	1-9	2-15	-	-	-	-
Hemmerling,Zach DE	1-2	3	-	-	1-5	1-2	-	-	-	1-4	-	-	-	-
Huenefeld,Cody DE	2-0	2	-	-	-	1-5	-	-	-	-	DNP	-	-	1-7
Corcoran,Joe LB	0-2	2	-	-	-	1-3	-	-	1-3	-	-	-	-	-
Bull,Nick DT	1-1	2	-	-	1-1	-	1-5	-	-	-	-	-	-	-
Eisenbarth,Eric DE	1-1	2	-	-	2-11	-	-	-	DNP	-	DNP	DNP	-	DNP
Stuckey,Calvin DB	1-0	1	-	-	-	-	-	-	-	-	-	1-5	-	-
Brown,Chris FS	0-1	1	-	-	-	-	1-5	-	-	-	-	-	-	-
Cobb,Terrell LB	1-0	1	-	-	-	-	-	-	-	-	-	-	1-8	-
Looney,Josh LB	0-1	1	-	-	-	-	-	-	1-3	-	-	-	-	-
Moyer,Dustin DE	0-1	1	-	-	-	1-2	-	-	-	-	-	-	-	-
Birt,Mitch DE	1-0	1	-	-	-	-	-	-	1-3	-	-	-	-	-
Lewis,Trey DT	1-0	1	-	-	-	-	-	-	-	1-7	-	-	-	-
Gould,Grant LB	1-0	1	-	-	-	-	-	-	-	-	-	-	-	1-9
Gonzalez,Mike LB	0-1	1	DNP	-	-	1-2	-	-	-	-	-	-	-	-

## Game By Game Tackles for Loss

	UA-A	TOT	MINES	LU	ESU	TSU	NWMSU	PSU	SBU	UMR	CMSU	MWSC	MSSU	NSU
Beck,Evin LB	8-3	11	-	2-3	3-3	1-5	2-21	-	-	2-6	-	-	1-11	-
Bull,Nick DT	4-3	7	-	1-1	1-1	-	2-9	1-1	2-3	-	-	-	-	-
Gould,Grant LB	4-2	6	-	1-1	-	-	2-3	-	-	1-3	-	-	-	2-10
Huenefeld,Cody DE	4-2	6	-	-	1-2	1-5	-	-	3-7	-	DNP	-	-	1-7
Gonzalez,Mike LB	3-2	5	DNP	1-0	-	1-2	1-1	-	-	-	1-1	-	1-1	-
Neal,Aaron LB	3-2	5	1-4	-	-	-	1-4	-	1-9	2-15	-	-	-	-
Birt,Mitch DE	2-2	4	1-8	-	1-1	-	-	-	1-3	-	1-0	-	-	-
Cobb,Terrell LB	2-1	3	-	-	-	-	1-1	-	-	-	-	-	2-9	-
Corcoran,Joe LB	0-3	3	-	-	-	1-3	1-2	-	1-3	-	-	-	-	-
Looney,Josh LB	1-2	3	-	-	1-1	-	-	-	2-9	-	-	-	-	-
Lewis,Trey DT	2-1	3	-	-	1-1	-	-	1-1	-	1-7	-	-	-	-
Hemmerling,Zach DE	1-2	3	-	-	1-5	1-2	-	-	-	1-4	-	-	-	-
Stuckey,Calvin DB	1-1	2	-	-	-	-	-	-	-	-	1-1	1-5	-	-
Eisenbarth,Eric DE	1-1	2	-	-	2-11	-	-	-	DNP	-	DNP	DNP	-	DNP
Moyer,Dustin DE	0-2	2	-	1-1	-	1-2	-	-	-	-	-	-	-	-
Brown,Chris FS	1-1	2	-	-	-	-	1-5	-	-	1-1	-	-	-	-
Terrell,Fletche DB	0-1	1	-	-	-	-	-	-	-	-	-	-	-	1-1
Kuszak,Shawn LB	0-1	1	DNP	1-1	DNP	DNP	DNP	DNP	DNP	DNP	DNP	DNP	DNP	DNP
Meyer,Blake FS	1-0	1	-	-	DNP	-	-	-	DNP	-	-	-	-	1-3
Young,Tramaine DB	1-0	1	-	-	-	-	-	-	1-2	-	DNP	-	-	-
Nichols,Blake DT	1-0	1	-	-	-	-	-	-	-	-	DNP	-	1-1	-

## Game By Game Tackles - Leaders

	UA-A	TOT	MINES	LU	ESU	TSU	NWMSU	PSU	SBU	UMR	CMSU	MWSC	MSSU	NSU
Gould,Grant LB	54-73	127	5-11	4-3	6-12	4-3	6-2	3-5	6-6	6-2	4-7	4-12	1-4	5-6
Beck,Evin LB	35-48	83	4-2	5-1	3-7	1-1	3-2	2-4	3-10	6-1	2-10	1-2	4-6	1-2
Terrell,Fletche DB	40-21	61	3-2	2-1	5-3	0-1	3-0	3-0	3-3	2-1	3-1	1-2	10-4	5-3
Ewy,Adam FS	25-24	49	5-7	1-1	3-3	1-1	3-4	3-2	3-2	DNP	DNP	DNP	1-3	5-1
Cobb,Terrell LB	26-22	48	2-2	2-3	1-3	1-2	0-3	4-1	2-3	3-0	2-1	1-0	6-3	2-1
Looney,Josh LB	20-28	48	3-2	2-3	2-6	0-1	2-0	2-1	4-5	1-1	0-2	1-4	2-2	1-1
Meyer,Blake FS	24-24	48	-	0-1	DNP	2-0	1-1	1-0	DNP	3-2	4-7	8-8	3-1	2-4
Corcoran,Joe LB	16-29	45	4-3	0-1	3-6	0-3	3-3	0-3	1-3	1-1	3-2	0-1	1-0	0-3
Neal,Aaron LB	19-21	40	3-0	2-1	1-2	2-2	1-3	0-2	3-3	2-2	0-1	1-2	2-2	2-1
Gonzalez,Mike LB	23-15	38	DNP	2-1	0-1	3-2	6-3	3-2	1-0	1-0	2-2	0-1	2-3	3-0
Stuckey,Calvin DB	22-11	33	3-0	0-1	1-0	0-1	2-2	3-0	0-2	3-0	4-3	3-1	2-0	1-1
Lewis,Trey DT	14-17	31	-	-	3-1	0-1	-	1-2	2-3	2-1	3-1	1-4	1-3	1-1
Beck,Evin DB	14-17	31	1-1	3-6	1-4	0-3	0-1	2-1	0-1	1-0	3-0	-	1-0	2-0
Huenefeld,Cody DE	8-17	25	0-2	0-2	0-4	1-1	0-2	1-1	3-1	2-0	DNP	0-2	0-2	1-0
Brown,Chris FS	16-9	25	0-1	1-0	3-0	1-2	0-1	1-0	1-1	5-1	1-1	2-1	0-1	1-0
Bull,Nick DT	9-15	24	-	1-1	1-4	0-1	2-1	0-1	1-1	1-1	1-1	0-3	2-1	-
Burgess,Marquet	14-6	20	-	1-0	2-0	-	1-0	1-0	1-2	-	2-0	2-1	3-0	1-3
Moyer,Dustin DE	8-12	20	0-1	0-2	1-0	0-2	0-3	1-0	2-1	-	2-1	1-2	1-0	-
Hemmerling,Zach DE	10-9	19	1-0	1-0	0-2	1-2	-	1-0	0-3	2-0	1-1	1-1	1-0	0-1
Nichols,Blake DT	7-10	17	-	2-0	1-2	-	-	-	1-3	0-1	DNP	0-2	2-2	1-0