

Washburn (1-0) vs Western Washington (1-0)

Sept. 3, 2005 • Yager Stadium (7,200)
Topeka, Kan. • 1 p.m. CST



Fast Facts

Radio

AM580 WIBW with Bruce Steinbrock (play-by-play), Mark Elliott (color) and Jamie Overocker (sideline)

Coaches

Craig Schurig is 17-18 in his fourth season at Washburn. He is 12-15 against the MIAA. He is 0-1 against the Orediggers. Schurig is a 1987 graduate of the School of Mines. Rob Smith is in his 17th year as head coach and his victory total (106-56-1) and winning percentage of .651 are the best in Western history

Tickets

Tickets for Washburn home games are available by calling the Washburn ticket office at (785) 670-BODS (2637).

Sports Information Contacts

Washburn

Football Contact: Gene Cassell
Email: gene.cassell@washburn.edu
Phone: (785) 670-1791
Yager Stadium Press Box: (785) 670-1563
Internet Address: www.wusports.com

Colorado Mines

Football Contact: Paul Madison
Email: paul.madison@www.edu
Office Phone: (360) 650-3108
Home Phone: (360) 734-3291
SID Fax: (360) 650-3495
Press Box Phone: (360) 676-6976
Internet Address: www.wuvikings.com

Ichabods vs Vikings

The Game . . .

The Washburn Ichabods (1-0) fresh off their 28-17 win over No. 14 ranked Colorado Mines, will take on Western Washington (1-0) for the first time in school history as they open the 2005 home slate in Yager Stadium. Today's game will be the first of two opponents the Ichabods will take on from the Great Northwest Athletic Conference as they will travel to Ellensburg, Wash., to battle Central Washington on Sept. 17. The Ichabods will travel to Bellingham, Wash. next year on Sept. 9, 2005 to take on the Vikings. Western Washington topped Mesa State 49-20 to open their season. The Ichabods and the Vikings both received votes in this week's AFCA Coaches Poll. It is the first time in school history the Ichabods have received votes in the national poll as an NCAA Division II School. The Ichabods appeared at No. 25 in the D2Football.com national poll. The last time the Ichabods were in any national top 25 poll was when they were listed as No. 14 in the final NAIA Division I rankings of 1988.

Ichabods on Radio . . .

The game will be broadcast live on AM 580 WIBW - the new home of the Ichabods and Lady Blues. The game can also be heard on the internet at www.wusports.com by following the "Listen to the Game" links. Bruce Steinbrock will be the play-by-play voice of the Ichabods and former WU quarterback Mark Elliott will be the color analyst. Jamie Overocker will provide sideline reports. Join the WIBW broadcast team and Ichabod head coach Craig Schurig at 6:30 p.m. on Thursdays at Skinny's Sports Bar and Grille in the Huntoon Shopping Plaza for the Washburn Coaches Show.

The Coaches . . .

Washburn head football coach Craig Schurig was named head coach of the Ichabod football program Dec. 28, 2001.

Schurig is 17-18 in his fourth season as the Ichabod head coach and he is 12-15 against the MIAA.

In only three seasons as the Ichabods' head coach, Schurig has led the Washburn football program to a new level with a school-best finish in the MIAA, their first winning season since 1999 and their first postseason win since 1986 with a 36-33 win over Northern State in the 2004 Mineral Water Bowl.

The Ichabods finished the 2004 season with an 8-4 record as Washburn has improved five victories in the win column since Schurig's first season at the helm.

Western Washington head coach Rob Smith (Washington, 1981) is in his 17th year as head coach and his victory total (106-56-1) and winning

2005 MIAA Standings

MIAA Overall

	WU.....	0-0 . 1-0
	NWMSU (5).....	0-0. 1-0
	MSSU	0-0. 1-0
	ESU.....	0-0. 1-0
	MWSC	0-0. 1-0
	TSU.....	0-0. 1-0
	CMSU.....	0-0. 1-0
	PSU (2)	0-0. 0-1
	SBU.....	0-0. 0-1

Recent Results

Thursday, August 25

NWMSU 24 @ Minnesota State-Mankato 21 OT
Adams (Colo.) State 6 @ CMSU 14
Central Oklahoma 7 @ MWSU 26

Saturday, August 27

Winona (Minn.) State 16 @ TSU 21
Harding (Ark.) 47 @ SBU 10
WU 28 @ Colorado Mines 17
MSSU 38 @ Ouachita Baptist (Ark.) 14
ESU 52 @ Fort Hays (Kan.) State 13
Delta (Miss.) State 44 @ PSU 31

Upcoming Schedule

Thursday, September 1

Lincoln (Mo.) @ CMSU 7 p.m.
Chadron (Neb.) State @ MWSU 7 p.m.

Saturday, September 3

ESU @ Winona (Minn.) State 1 p.m.
Western Washington @ WU 1 p.m.
SBU @ Bethel (Tenn.) 1:30 p.m.
TSU @ South Dakota 2 p.m.
MSSU @ Harding (Ark.) 6 p.m.
NWMSU @ Nebraska-Omaha 6 p.m.
Fort Hays (Kan.) State @ PSU 7 p.m.

Saturday, September 10

*CMSU @ WU 1 p.m.
*TSU @ NWMSU 1 p.m.
*SBU @ MSSU 6 p.m.
*MWSU @ PSU 7 p.m.

percentage of .651 are the best in Western history. Smith has directed the Vikings to their only five national playoff berths in 1992, 1994, 1995, 1996 and 1999, and guided them to their best regular-season (No.1, 1995) and final (No.1, 1995) national rankings. He was named GNAC Coach of the Year in 2001 and 2003, Columbia Football Association Coach of the Year in 1989, 1995, 1996, 1999 and 2000, and American Football Coaches Association College Division Region V Coach of the Year in 1995 and 1996..

Ichabods last time out . . .

The Ichabods last time out - Washburn 28, No. 14 Colorado Mines 17 - Aug. 27, 2005:

Golden, Colo. - The Washburn Ichabods opened the 2005 season in fine fashion as they topped No. 14 ranked Colorado Mines 28-17. In the process, the Ichabods won their fourth straight overall game since the 1988 season when they won four straight from Oct. 1 to Oct. 22.

The Ichabods jumped on the board early as sophomore quarterback Jordan Brill, making his second career start, hit Sam Sissom on a 62-yard touchdown strike. It was the first of three Sissom touchdown receptions from Brill as he would finish with seven receptions for 231 yards and lifted his career touchdown tally to 36, setting the Washburn all-time record. He also raised his career point total to 226, tying Troy Slusser for the most points in school history. Sissom's 35 regular season touchdown receptions also ties Jamaica Rector's (Northwest Missouri, 2001-04) record for most in MIAA history.

After trading possessions with the Orediggers, Brill and Sissom hooked up again for an 82-yard touchdown to put the Ichabods up 14-0. The Ichabods would increase their lead to 21-0 after Sissom caught his final TD pass capping a 7-play, 97-yard drive after the Ichabod defense held the Orediggers out of the endzone from inside the Washburn 10 yard line.

Ichabod head coach Craig Schurig

A new era in Washburn football began when Craig Schurig was named head coach of the Ichabod football program Dec. 28, 2001.

In only three seasons as the Ichabods' head coach, Schurig has led the Washburn football program to a new level with a school-best finish in the MIAA, their first winning season since 1999 and their first postseason win since 1986 with a 36-33 win over Northern State in the 2004 Mineral Water Bowl.

The Ichabods finished the 2004 season with an 8-4 record as Washburn has improved five victories in the win column since Schurig's first season at the helm.

After coaching for nearly a decade in a winning program, Schurig has brought the knowledge of success, a winning attitude and a new intensity to the Ichabod football program.

In his three seasons at Washburn, the Ichabods have had two MIAA Freshman of the Year and 27 players receive All-MIAA honors. He has been equally on task with players in the classroom with 40 Ichabods named to the MIAA Commissioner's Academic Honor Roll, including two Academic All-Americans.

While under Schurig, the Ichabod football pro-

gram has also seen sweeping changes in facilities with the improvements to Yager Stadium and equipment upgrades in the weight room.

While on the Pittsburg State coaching staff, Schurig was a part of an NCAA national finalist squad in 1995, four MIAA Championship teams and eight NCAA Division II playoff teams. He helped guide one of the top defenses in Division II including the top-ranked defensive squad in 1999.

Prior to working with the defensive backs, he worked three seasons with the Gorillas' tight ends.

Before arriving at Pittsburg State, Schurig spent the 1992 season as a volunteer assistant coach at his alma mater, Colorado School of Mines joining the Gorillas in 1993.

Schurig, a Willingboro, N.J., native, was a four-year letterman as a defensive back at Colorado Mines and was selected team captain as a senior. He earned second-team All-Rocky Mountain Athletic Conference honors as a senior. He graduated in 1987 with a bachelor's degree in petroleum engineering.

Schurig earned a master's degree in physical education at Pittsburg State in 1996. Craig and his wife, Louisa, have a daughter, Samantha, and two sons, Mitchell and Michael.

About the Vikings



General Information

Name: Western Washington University
Location: Bellingham, Washington
Founded: 1893
Enrollment: 12,900
Affiliation: NCAA II
Conference: Great Northwest Athletic
Nickname: Vikings
Colors: Navy Blue, Slate Blue, Silver & White
President: Dr. Karen W. Morse
Athletics Director: Lynda Goodrich
Stadium: Bellingham's Civic Stadium (4,000)
Playing Surface: FieldTurf

Coaching Staff

Head Coach:
 Rob Smith
 (Washington, 1981)
Record at WWU:
 105-56-1 (16 years)
Overall Record:
 same
Best time to reach Smith:
 Late Mornings
Football Office Phone:
 (360) 650-6622

2005 Schedule

Date	Opponent	Time
Aug. 27	at Mesa State	W 49-20
Sept. 3	at Washburn	1 p.m. CT
Sept. 10	St. Cloud State	6 p.m.
Sept. 17	at North Dakota	1 p.m. CT
Sept. 24	Open	
Oct. 1	Humboldt State	6 p.m.
Oct. 8	^vs. Central Washington	6 p.m.
Oct. 15	at Western Oregon	2 p.m.
Oct. 22	at Humboldt State	6 p.m.
Oct. 29	Central Washington	1 p.m.
Nov. 5	Western Oregon	1 p.m.

^ - Battle in Seattle - Qwest Field

The Orediggers would rebound with a 50-yard drive right before the half converting a 38-yard field goal to cut the Ichabod lead to 21-3 at the break.

In the second half, the Orediggers jumped on the board on their first drive of the half to cut the lead to 21-10, but the Ichabods came right back with a 78-yard drive finished off by Trent Hearn's 6-yard run, which would wrap the scoring for the Ichabods.

Colorado Mines added a touchdown late, but would not get any closer.

The Ichabods racked up 144 yards on the ground with Hearn going over the 100-yard mark with 21 carries for 106 yards and Ra'Shawn Mosley had 13 carries for 68 yards. Mike Odupitan had four catches for 57 yards and Jeff Scott had a career high 60 yards receiving with three receptions.

On defense, the Ichabods created five turnovers, including two interceptions by Fletcher Terrell. Calvin Stuckey and Erin Beck each had interceptions and Terrell Cobb had a fumble recovery.

Senior Grant Gould had 12 tackles including two sacks for the Ichabods, giving him 343 for his career. He needs seven to break the current school record of 349 held by Tony Scollieri.

About the Opponent . . .

GRAND JUNCTION, Colo. --- Western Washington University scored a pair of touchdowns in the final half-minute of the first half to take the lead for good and defeated Mesa State College, 49-20, in a non-conference football contest Saturday night at Stocker Stadium.

It was the season opener for both schools, and marks the first time since 1998 that the Vikings have won consecutive season openers.

Western quarterback James Monrean completed 20 of 30 passes for 266 yards and four touchdowns, and was intercepted once.

The Vikings won despite a massive night by Mesa State wide receiver Drew Bohannon. Bohannon, a sophomore transfer from Scottsdale JC playing his first game for the Mavericks, had seven receptions for 212 yards and three touchdowns.

With the score tied, 7-7, late in the first half, the Vikings put together a seven-play, 60-yard drive, capped by a 17-yard pass from Monrean to slotback Brett Upchurch with 28.3 seconds left in the second quarter.

Mesa State moved downfield in the dying seconds of the half, getting in range for a 36-yard attempt by Tyler Johnson. The kick missed, but a roughing the kicker penalty gave Johnson another shot from 24 yards. That attempt was blocked by Geoff Hise, and Sly Whitfield, Jr. caught the ball on a bounce and returned it 76 yards for a touchdown on the final play of the half,

Series games with Western Washington

First Meeting



giving Western a 21-7 lead.

The Mavericks twice pulled to within eight points in the third quarter on touchdown receptions of 80 and 32 yards by Bohannon, and trailed just 28-20 entering the fourth quarter, but the Vikings put the game away in the first five minutes of the final period.

Monrean hit slotback Chris Robinson for a 3-yards score on the opening play of the fourth quarter, and on Western's following possession, running back Duncan Sherrard slipped out of a tackle and ran 61 yards for a score, the longest run from scrimmage for Western since 1999, giving the Vikings a 42-20 lead with 12:07 to go.

Western running back Jordyn Jackson capped the scoring with five minutes left, having a run of 20 yards that set up a 3-yard scoring rush.

Mesa State took an early lead, driving 74 yards in 10 plays on the opening series and scoring on a 35-yard pass to Bohannon from quarterback Sean McGraw, who completed 13-of-26 passes for 228 yards with three touchdowns and one interception.

The Vikings evened the score early in the second quarter on a 13-yard touchdown pass to wide receiver Matt Wilson.

The Vikings had a 492-313 edge in total offense, rushing for 218 yards. Sherrard had 10 carries for 94 yards and Jake Carlyle added 63 yards on 14 carries.

Western wide receiver Andy Olson, a preseason All-America pick in three publications, had eight receptions for 121 yards, including a 24-yard touchdown catch in the third quarter that extended his string of games with a touchdown reception to 10. He had a school-record 15 scoring catches last year.

Safety Steve Davis had eight tackles for the Vikings in his first collegiate game. Two transfer newcomers – line-backer Shane Simmons and cornerback Ekene Agwuenu had a fumble recovery

Ichabods last time out

Washburn 28 No. 14 Colorado Mines 17

August 27, 2005 • Golden, Colo. • Brooks Field
Attendance: 2,143

Washburn

Rushing	No	Gain	Loss	Net	TD	Lg	Avg
Hearn,Trent	21	106	0	106	1	31	5.0
Mosley,Ra'Shawn	13	74	6	68	0	23	5.2
Patterson,A.J.	1	0	1	-1	0	0	-1.0
Odupitan,Mike	1	0	3	-3	0	0	-3.0
TM-Ichabods	3	0	3	-3	0	0	-1.0
Brill,Jordan	3	1	24	-23	0	1	-7.7
Totals...	42	181	37	144	1	31	3.4
Passing	Att	Cmp	Int	Yds	TD	Long	Sack
Brill,Jordan	25	14	1	348	3	82	2
Totals...	25	14	1	348	3	82	2
Receiving	No.	Yds	TD	Long			
Sissom,Sam	7	231	3	82			
Odupitan,Mike	4	57	0	20			
Scott,Jeff	3	60	0	38			
Totals...	14	348	3	82			
Punting	No.	Yds	Avg	Long	In20	TB	
Massey,Curtis	5	207	41.4	48	0	2	
Totals...	5	207	41.4	48	0	2	

Field Goals
no attempts

Score by Quarters

Washburn	14	7	7	0	28
No. 14 Colorado Mines	0	3	7	7	17

Scoring Summary

1st Quarter					
WU	14:33	Sissom,Sam 62 yd pass from Brill,Jordan			
		Sabel,Connor kick			
WU	10:06	Sissom,Sam 82 yd pass from Brill,Jordan			
		Sabel,Connor kick			
2nd Quarter					
WU	00:29	Sissom,Sam 6 yd pass from Brill,Jordan			
		Sabel,Connor kick			
CSM	00:03	Aaron Abel 38 yd field goal			
3rd Quarter					
CSM	11:54	Corey Huck 6 yd pass from Garrett Mehl			
		Aaron Abel kick	8-49	2:58	21 10
WU	09:00	Hearn,Trent 5 yd run			
		Sabel,Connor kick			
4th Quarter					
CSM	06:46	Justin Gallas 7 yd pass from Garrett Mehl			
		Aaron Abel kick			

Colorado Mines									
Rushing	No	Gain	Loss	Net	TD	Lg	Avg		
Garrett Mehl	16	63	26	37	0	20	2.3		
Bryan Florendo	10	39	5	34	0	8	3.4		
Danny Medina	3	5	0	5	0	5	1.7		
Totals...	29	107	31	76	0	20	2.6		
Passing	Att	Cmp	Int	Yds	TD	Long	Sack		
Garrett Mehl	45	29	1	281	2	25	4		
Danny Medina	8	3	3	22	0	10	0		
Totals...	53	32	4	303	2	25	4		
Receiving	No.	Yds	TD	Long					
Justin Gallas	12	148	1	25					
Bryan Florendo	10	86	0	19					
Derek Dykstra	4	21	0	9					
Corey Huck	3	21	1	9					
Ryan Hollinshea	2	15	0	11					
Michael Curl	1	12	0	12					
Totals...	32	303	2	25					
Punting	No.	Yds	Avg	Long	In20	TB			
Danny Medina	3	99	33.0	35	2	0			
Totals...	3	99	33.0	35	2	0			

Field Goals

Aaron Abel 2nd 00:03 38 yds Good

Team Stats

	WU	CSM
FIRST DOWNS	19	23
Rushing	7	7
Passing	12	15
Penalty	0	1
NET YARDS RUSHING	144	76
Rushing Attempts	42	29
Average Per Rush	3.4	2.6
Yards Gained Rushing	181	107
Yards Lost Rushing	37	31
NET YARDS PASSING	348	303
Completions-Attempts-Int	14-25-1	32-53-4
Average Per Attempt	13.9	5.7
Average Per Completion	24.9	9.5
TOTAL OFFENSE YARDS	492	379
Total offense plays	67	82
Average Gain Per Play	7.3	4.6
Fumbles: Number-Lost	1-1	3-1
Penalties: Number-Yards	7-64	0-0
PUNTS-YARDS	5-207	3-99
Average Yards Per Punt	41.4	33.0
Net Yards Per Punt	24.8	32.3
Inside 20	0	2
KICKOFFS-YARDS	5-294	4-235
Average Yards Per Kickoff	58.8	58.8
Net Yards Per Kickoff	37.2	43.0
Touchbacks	2	0
Punt returns: Number-Yards-TD	1-2-0	3-43-0
Average Per Return	2.0	14.3
Kickoff returns: Number-Yds-TD	4-63-0	3-68-0
Average Per Return	15.8	22.7
Interceptions: Number-Yds-TD	4-15-0	1-3-0
Fumble Returns: Number-Yds-TD	0-0-0	1-20-0
Possession Time	27:50	32:10
Third-Down Conversions	6 of 14	3 of 15
Fourth-Down Conversions	0 of 1	5 of 7
Red-Zone Scores-Chances	2-2	2-4
Sacks By: Number-Yards	4-18	2-23
PAT Kicks	4-4	2-2
Field Goals	0-0	1-1

It was the 13th consecutive loss for Mesa State, a streak that began in the 2003 NCAA Division II playoffs.

Today's meeting between the Washburn and Western Washington is the first in school history. The teams will meet again in Bellingham, Wash. next season.

Washburn is 460-530-44 in its 115th year of college football. The Ichabods have had seven 8-win seasons, including last year's 8-4 mark. The other eight-win seasons were 1906, 1907, 1964, 1974, 1983, 1986, and 2004.

- lift the Ichabods to 461-530-44 in its football history.
- give the Ichabods a 1-0 all-time series record with the Vikings.
- would be the Ichabods sixth home opening win in the last eight years.


- drop the Ichabods to 459-532-44 in its football history
- give the Vikings a 1-0 series lead.
- be the second straight home opener the Ichabods have lost.

- lifted the Ichabods to 460-530-44 in its football history.
- gave the Ichabods a 9-4 all-time series record with the Orediggers.
- was the third straight season the Ichabods would have won their first road game of the season.
- was the first-ever win for the Ichabods on the road over a nationally-ranked team since joining NCAA Division II.
- evened coach Schurig's all-time record against his alma mater to 1-1.

- The Ichabods are 7-6 in their last 13 season openers.
- Jordan Brill passed for a career-

Second Team: Sam Sissom (Sr., Punt Returner)

[illegible]



high 348 yards completing 14 of 25 passes and three touchdowns in his second start of his career.

- Sam Sissom has at least one touchdown reception in the last seven games counting back to last season.

Ichabods vs ranked opponents . .

The Ichabods improved to 3-31 vs ranked Division II opponents. The win over the Orediggers was the first win over a ranked team on the road for the Ichabods. The other two wins over a ranked opponents are Emporia State 34-21, when the Hornets were ranked No. 16 in the nation on Nov. 2, 2002. The other win over a ranked opponent was on Oct. 17, 1992 when the Ichabods beat 20th-ranked Central Missouri 13-10 in Topeka.

Record watch . . .

Sam Sissom and the record books

- Senior wide receiver Sam Sissom became only the fourth Ichabod to go over the 2,000-yard mark in receiving yards for a career recording 2,614 yards in all game for his career. He needs 490 yards in receiving yards to break the school record of 3,103 held by Michael Dritlein (1992-95).
- Against the Orediggers he caught his 33rd, 34th and 35th career regular season touch down passes of his career. The MIAA record for regular season games (not counting play-off games) is 35 by former Northwest Missouri State wide receiver Jamaica Rector (2001-04).
- For his career, Sissom has 36 touchdown receptions - a new Washburn record -- and he needs three to break MIAA's career record of 38, also held by Rector.
- His 152 catches rank No. 2 second on the all-time chart. He needs 19 to break Dritlein's record of 170 for a career.
- Sissom's 226 points for his career ties the school record held by Troy Slusser (1985-88).
- Sissom's 37 total touchdowns for a career is also tied with Slusser for the school record.

Grant Gould and the tackle charts


Senior linebacker Grant Gould, has started the last 30 games and needs seven tackles to snap the all-time school record. He has 343 career tackles. The school record is 349 tackles held by Tony Scollieri (1994-97). Gould has already set the school record for assisted tackles (184) for a career and single-season (73) while at Washburn.

Up next . . .

The Ichabods will open up the MIAA season with Central Missouri on Sept. 10 in Yager Stadium. It will be the Ichabods last game at home until October. The Ichabods will take on non-conference opponent Central Washington in Ellensburg on Sept. 17 and then return to MIAA play against Southwest Baptist in Bolivar on Sept. 24. The Ichabods' next home game will be on Oct. 1 against Pittsburg State.

2005 Players of the game -- as selected by Ichabod Coaching Staff

Game	Off. Skill	Def. Skill	Special Teams	Off. Line	Def. Line	Work Team Off.	Work Team Def.	Big Hit
CSM	Sam Sissom, WR	Fletcher Terrell, DB	Connor Sabel, PK Jeff Scott, LS	Dan Schneider, C	Dustin Moyer, DE	David Becker, OL	James Daniels, LB	Rawshaw Bland, FB
WWU								
CMSU								
CWU								
SBU								
PSU								
NWMSU								
TSU								
ESU								
MSSU								
MWSU								



The last time it happened . . .

400 Passing Yards

12/4/04 vs Northern State - Tyler Schuerman (400 yards)

300 Passing Yards

8/27/2005 vs Colorado Mines - Jordan Brill (348 yards)

40 Pass Attempts

10/26/02 vs Missouri Western - Dustin Hickel (42 attempts)

20 Pass Completions

12/4/04 vs Northern State - Tyler Schuerman (23 completions)

100 Receiving Yards

12/4/04 vs Northern State - Mike Odupitan (119 yards - 8 receptions)

200 Receiving Yards

8/27/2005 vs Colorado Mines - Sam Sissom (231 yards - 7 receptions)

100 Rushing Yards

8/27/2005 vs Colorado Mines - Trent Hearn (106 yards - 21 carries)

175 Rushing Yards

10/25/03 vs Missouri-Rolla - Trent Hearn (175 - 29 carries)

Kickoff returned for a touchdown

11/15/03 vs Missouri Southern - Mike Odupitan (89 yards)

Punt returned for a touchdown

10/9/04 vs Southwest Baptist - Fletcher Terrell 24-yard return (in endzone off Chris Brown blocked punt)

Punt returned for a touchdown (not on a blocked punt)

11/6/04 vs Missouri Southern - Sam Sissom - 66 yards

Interception returned for a touchdown

9/20/03 vs Emporia State - Fletcher Terrell (60 yards)

Fumble Recovery for a touchdown

9/25/04 vs Northwest Missouri - Mitch Birt (Recovery in endzone after sack)

500 Yards in Team Total Offense

12/4/04 vs Northern State - (543 total yards)

600 Yards in Team Total Offense

11/9/02 vs Missouri-Rolla (612 total yards)

30 First Downs

12/4/04 vs Northern State - (543 total yards - 13 rushing, 15 passing, 2 penalty)

Overtime Game

9/20/03 vs Emporia State - (loss 35-28 in one overtime)

Double Overtime Game

10/26/02 vs Missouri Western - (loss 34-28 in double overtime)

Last Time Shutout

11/7/98 vs Central Missouri - (loss 37-0 -- a streak of 69 games without one)

Last Time Washburn Recorded a shutout

9/18/04 vs Truman State- (win 62-0) -- a streak of 9 games

2005 AFCA Poll #2

	Rec.	Pts.	Prv.
1. Valdosta St. (Ga.) (25)	1-0	625	1
2. Grand Valley St. (Mich.)	1-0	593	3
3. Texas A&M-Kingsville	1-0	555	4
4. North Dakota	1-0	530	6
5. Northwest Missouri St.	1-0	524	5
6. Carson-Newman (Tenn.)	1-0	488	7
7. Nebraska-Omaha	1-0	454	8
8. East Stroudsburg (Pa.)	1-0	435	9
9. Delta St. (Miss.)	1-0	419	17
10. Albany St. (Ga.)	1-0	345	11
11. Pittsburg St. (Kan.)	0-1	336	2
12. Edinboro (Pa.)	1-0	323	14t
13. Tuskegee (Ala.)	1-0	305	16
14. Saginaw Valley St. (Mich.)	1-0	299	21
15t. Arkansas Tech	1-0	260	18
16t. West Chester (Pa.)	1-0	260	19
17. Catawba (N.C.)	1-0	217	20
18. St. Cloud State (Minn.)	1-0	169	22
19. Michigan Tech	1-0	151	24
20. South Dakota	1-0	141	25t
21. Northwood (Mich.)	0-1	140	10
22. Tarleton St. (Texas)	0-0	103	23
23. C.W. Post (N.Y.)	0-0	54	25t
24. Central Arkansas	1-0	45	NR
25. Central Oklahoma	0-1	44	12

Others Receiving Votes: Fayetteville St. (N.C.), 34; Colorado School of Mines, 29; Missouri Western, 27; Southeastern Oklahoma St., 26; Bloomsburg (Pa.), 24; California (Pa.), 21; Shippensburg (Pa.), 20; Central Missouri St., 19; Winona St. (Minn.), 18; Shepherd (W.V.), 16; Harding (Ark.), 15; Washburn (Kan.), 13; North Alabama, 10; Presbyterian (S.C.), 9; Truman St. (Mo.), 8; Wingate (N.C.), 6; Minnesota St.-Mankato, 5; Shaw (N.C.), 4; Western Washington, 4; Bemidji St. (Minn.), 1; Miles (Ala.), 1.

D2Football.com Poll #2

	Last week
1 Valdosta State (1-0)	2
2 Grand Valley (1-0)	3
3 North Dakota (1-0)	4
4 Northwest Missouri (1-0)	5
5 East Stroudsburg (1-0)	8
6 Delta State (1-0)	15
7 Texas A&M-Kingsville (1-0)	6
8 Nebraska-Omaha (1-0)	11
9 Pittsburg State (0-1)	1
10 Edinboro (1-0)	12
11 Albany State (1-0)	9
12 Carson-Newman (1-0)	10
13 South Dakota (1-0)	17
14 Saginaw Valley (1-0)	24
15 Northwood (0-1)	7
16 Arkansas Tech (1-0)	14
17 Michigan Tech (1-0)	18
18 St. Cloud (1-0)	20
19 West Chester (1-0)	19
20 Shippensburg (1-0)	22
21 Tuskegee (1-0)	23
22 Colorado Mines (0-1)	16
23 Catawba (1-0)	NR
24 Bloomsburg (1-0)	NR
25 Washburn (1-0)	NR

ICHABOD OFFENSE

Quarterback

- 10 Jordan Brill (6-4, 225, So.)
9 Tommy Mangino (5-11, 185, So.)

Running back

- 6 Trent Hearn (6-1, 220, Jr.)
21 A.J. Patterson (5-10, 200, So.)

Fullback

- 30 Rawshawn Bland (5-10, 237, Sr.)
31 Chris McCann (5-9, 207, Jr.)

Wide Receiver (X)

- 5 Mike Odupitan (6-1, 205, Sr.)
7 Cason Lehman (6-1, 210, Sr.)

Wide Receiver (Z)

- 83 Sam Sissom (6-0, 195, Sr.)
23 Jarod Tetuan (5-11, 198, So.)

Tight End (Y)

- 80 Jeff Scott (6-4, 263, Jr.)
32 James Martin (6-2, 252, So.)

Left Tackle

- 77 Jim Holland (6-7, 287, Sr.)
51 Pat Mack (6-4, 276, Jr.)

Left Guard

- 70 Rudy Su'e (6-1, 301, Sr.)
64 Eric Eisenbarth (6-2, 276, So.)

Center

- 54 Dan Schneider (6-0, 283, Jr.)
59 David Becker (6-2, 293, Fr-Rs.)

Right Guard

- 65 Jeff Rickard (6-3, 296, So.)
63 Matt Neely (6-2, 247, So.)

Right Tackle

- 64 Andy Kavanaugh (6-3, 294, Fr-Rs.)
79 Brian Strand (6-4, 306, Jr.)

ICHABOD DEFENSE

Defensive End

- 95 Mitch Birt (6-2, 267, So.)
90 Eric Lawrence (6-2, 246, Fr-Rs.)

Defensive Tackle

- 76 Trey Lewis (6-3, 276, Jr.)
99 Nick Bull (6-2, 295, Jr.)

Defensive Tackle

- 13 Roy Sims (6-6, 295, Jr.)
98 Zach Hemmerling (6-5, 279, Jr.)

Defensive End

- 72 Cody Huenefeld (6-1, 267, Jr.)
94 Dustin Moyer (6-2, 252, So.)

Outside Linebacker

- 22 Aaron Neal (6-0, 217, Jr.)
24 Henry Talley (6-1, 204, So.)

Inside Linebacker

- 44 Michael Gonzalez (5-11, 223, Sr.)
57 Aaron Hicks (6-0, 227, So.)

Inside Linebacker

- 36 Grant Gould (6-3, 237, Sr.)
48 Terrell Cobb (6-0, 221, Sr.)

Outside Linebacker

- 39 Josh Looney (6-2, 229, Sr.)
1 Chris Brown (5-10, 200, Jr.)

Cornerback

- 2 Fletcher Terrell (6-1, 190, Jr.)
19 Marquetis Burgess (5-11, 185, Jr.)

Cornerback

- 28 Calvin Stuckey (6-2, 193, Sr.)
25 Xavier Beckford (5-11, 183, Fr-Rs.)

Free Safety

- 33 Adam Ewy (6-1, 201, So.)
20 Erin Beck (5-11, 195, So.)

ICHABOD SPECIALISTS

Punter

- 47 Curt Massey (6-1, 220, Sr.)
35 Ben Boswell (6-0, 179, Jr.)

PAT/FG

- 86 Connor Sabel (6-2, 180, Jr.)
88 Adam Azeltine (6-0, 181, Jr.)

Kickoffs

- 86 Connor Sabel (6-2, 180, Jr.)
88 Adam Azeltine (6-0, 181, Jr.)

Long Snapper

- 80 Jeff Scott (6-4, 263, Sr.)
56 Aaron Hicks (6-0, 227, Fr-Rs.)

Short Snapper

- 80 Jeff Scott (6-4, 263, Sr.)
98 Zach Hemmerling (6-5, 279, Jr.)

Holder

- 7 Cason Lehman (6-1, 210, Sr.)
23 Jarod Tetuan (5-11, 198, So.)

Punt Return

- 83 Sam Sissom (6-0, 195, Sr.)
23 Jarod Tetuan (5-11, 198, So.)

Kickoff Return

- 5 Mike Odupitan (6-1, 205, Sr.)
23 Jarod Tetuan (5-11, 198, So.)



VIKING OFFENSE

Tight End

- 13 Nick Yoney (6-3, 240, Sr.)
86 Logan Cullen (6-2, 235, Fr-RS)

Left Tackle

- 70 Brandon Torrey (6-3, 290, Jr.)
59 Dale Moore (6-2, 270, Fr-RS)

Left Guard

- 67 Peter Van Datta (6-2, 270, Jr.)
57 Zach Myers (6-2, 295, So.)

Center

- 53 Loren Winter (6-1, 270, Sr.-3)
66 Dan Trask (6-2, 275, Fr-RS)

Right Guard

- 64 Tyler Sleeman (6-1, 305, Jr.)
74 Tyler Ashby (6-4, 290, Fr-TR)

Right Tackle

- 56 Will Freitag (6-3, 265, Sr.)
77 Evan Noteboom (6-4, 310, So.)

Slot Back

- 19 Brett Upchurch (6-1, 175, So.)
8 Chris Robinson (5-10, 200, So.)

Wide Receiver

- 1 Andy Olson (6-2, 210, Sr.)
87 Zach Russell (6-2, 180, Jr.)

Wide Receiver

- 9 Matt Wilson (5-10, 185, So.)
81 Casey Dell (5-11, 185, So.)

Running Back

- 29 Duncan Sherrard (5-9, 200, Sr.)
27 Jake Carlyle (5-7, 195, Sr.)

Quarterback

- 14 James Monrean (6-1, 230, Jr.)
6 Adam Perry (6-0, 185, Fr-RS)

VIKING DEFENSE

Defensive End

- 72 Geoff Hise (6-2, 260, Sr.)
93 Matt Overton (5-11, 245, Jr.)

Nose Guard

- 94 Ryan Lucas (6-5, 275, Jr.)
75 Kyle Winkley (6-3, 280, Fr.)

Defensive Tackle

- 71 Junior Aumavae (6-1, 280, Fr.)
97 Richard McCrae-Lauba (5-10, 230, Fr-RS)

Defensive End

- 99 Ryan Conwell (6-5, 225, So.)
30 Chase Schmitz (6-1, 210, Sr.)

Outside Linebacker

- 46 Adam Klingenberg (5-11, 215, Sr.)
34 James Day (5-10, 195, So.)

Middle Linebacker

- 32 Craig Keenan (6-0, 225, Sr.)
49 Brandon Elliott (6-2, 235, So.)

Outside Linebacker

- 39 Shane Simmons (6-1, 215, So.)
47 Tieba Bropleh (5-10, 215, So.)

Left Cornerback

- 18 Ekene Agwuenu (6-1, 205, Sr.)
37 Ocie Moore (5-9, 185, So.)

Right Cornerback

- 4 Sly Whitfield, Jr. (5-8, 170, Jr.)
42 Brett Hall (5-7, 175, Sr.)

Strong Safety

- 33 Steve Davis (5-9, 190, Fr.)
25 Mike Schmit (5-10, 180, So.)

Free Safety

- 22 Todd McClellan (5-10, 200, Jr.)
2 Jason Barton (5-9, 185, Sr.)

VIKING SPECIALISTS

Placekicker

- 83 Ace Younggren (6-0, 175, Fr.)
31 Bobby Peck (6-0, 180, Fr.)

Punter

- 45 Corbin Anderson (6-0, 190, So.)
88 Josh Lider (6-2, 190, Fr.)

Holder

- 15 A.J. Porter (6-1, 215, So.)
19 Brett Upchurch (6-1, 175, So.)

Longsnapper

- 93 Matt Overton (5-11, 245, Jr.)
15 A.J. Porter (6-1, 215, So.)

Longsnapper - Field Goal

- 93 Matt Overton (5-11, 245, Jr.)
99 Ryan Conwell (6-5, 215, So.)

Punt Return

- 22 Todd McClellan (5-10, 200, Jr.)
25 Mike Schmit (5-10, 165, R-Fr.)

Kickoff Return

- 1 Andy Olson (6-2, 210, Sr.)
87 Zach Russell (6-2, 180, Jr.)

Kickoff Return

- 9 Matt Wilson (5-10, 185, So.)
5 Jordyn Jackson (5-9, 175, Fr-RS)

Kickoff Return

- 7 Kevin Jones (5-10, 180, Jr-TR)



*=Number of Letters

Head Coach: Craig Schurig

Assistant Coaches: Brian Miller, Chris Brown, Rob Robinson, David Trupp and Cooper Harris

Graduate Assistant Coaches: Zac Nally, Dion Meneley, Justin Schreiber and Cassidy McCrite



2005 Results (1-0, 0-0 MIAA)

Date	Opponent	Score	Time	Attend
Aug 27	at #14 Colorado Mines	W 28-17	2:58	2143

Team Statistics

	WU	OPP
SCORING	28	17
Points Per Game	28.0	17.0
FIRST DOWNS	19	23
Rushing	7	7
Passing	12	15
Penalty	0	1
RUSHING YARDAGE	144	76
Yards gained rushing	181	107
Yards lost rushing	37	31
Rushing Attempts	42	29
Average Per Rush	3.4	2.6
Average Per Game	144.0	76.0
TDs Rushing	1	0
PASSING YARDAGE	348	303
Att-Comp-Int	25-14-1	53-32-4
Average Per Pass	13.9	5.7
Average Per Catch	24.9	9.5
Average Per Game	348.0	303.0
TDs Passing	3	2
TOTAL OFFENSE	492	379
Total Plays	67	82
Average Per Play	7.3	4.6
Average Per Game	492.0	379.0
KICK RETURNS: #-YARDS	4-63	3-68
PUNT RETURNS: #-YARDS	1-2	3-43
INT RETURNS: #-YARDS	4-15	1-3
KICK RETURN AVERAGE	15.8	22.7
PUNT RETURN AVERAGE	2.0	14.3
INT RETURN AVERAGE	3.8	3.0
FUMBLES-LOST	1-1	3-1
PENALTIES-YARDS	7-64	0-0
Average Per Game	64.0	0.0
PUNTS-YARDS	5-207	3-99
Average Per Punt	41.4	33.0
Net punt average	24.8	32.3
TIME OF POSSESSION/GAME	27:50	32:10
3RD-DOWN CONVERSIONS	6/14	3/15
3rd-Down Pct	43%	20%
4TH-DOWN CONVERSIONS	0/1	5/7
4th-Down Pct	0%	71%
SACKS BY-YARDS	4-18	2-23
MISC YARDS	0	20
TOUCHDOWNS SCORED	4	2
FIELD GOALS-ATTEMPTS	0-0	1-1
PAT-ATTEMPTS	4-4	2-2
ATTENDANCE	0	2143
Games/Avg Per Game	0/0	1/2143
Neutral Site Games		0/0

PTS BY QUARTERS	1st	2nd	3rd	4th	Total
Washburn	14	7	7	0	28
Opponents	0	3	7	7	17

Offensive Statistics

Rushing	GP	Att	Gain	Loss	Net	Avg	TD	Long	Avg/G
Hearn,Trent	1	21	106	0	106	5.0	1	31	106.0
Mosley,Ra'Shawn	1	13	74	6	68	5.2	0	23	68.0
Patterson,A.J.	1	1	0	1	-1	-1.0	0	0	-1.0
TM-Ichabods	1	3	0	3	-3	-1.0	0	0	-3.0
Odupitan,Mike	1	1	0	3	-3	-3.0	0	0	-3.0
Brill,Jordan	1	3	1	24	-23	-7.7	0	1	-23.0
Total.....	1	42	181	37	144	3.4	1	31	144.0
Opponents.....	1	29	107	31	76	2.6	0	20	76.0

PASSING	G	Effic	Att-Cmp-Int	Pct	Yds	TD	Lng	Avg/G
Brill,Jordan	1	204.53	25-14-1	56.0	348	3	82	348.0
Total.....	1	204.53	25-14-1	56.0	348	3	82	348.0
Opponents.....	1	105.76	53-32-4	60.4	303	2	25	303.0

RECEIVING	G	No.	Yds	Avg	TD	Long	Avg/G
Sissom,Sam	1	7	231	33.0	3	82	231.0
Odupitan,Mike	1	4	57	14.2	0	20	57.0
Scott,Jeff	1	3	60	20.0	0	38	60.0
Total.....	1	14	348	24.9	3	82	348.0
Opponents.....	1	32	303	9.5	2	25	303.0

PUNT RETURNS	No.	Yds	Avg	TD	Long
Tetuan,Jarod	1	2	2.0	0	2
Total.....	1	2	2.0	0	2
Opponents.....	3	43	14.3	0	29

INTERCEPTIONS	No.	Yds	Avg	TD	Long
Terrell,Fletcher	2	0	0.0	0	0
Beck,Erin	1	-1	-1.0	0	0
Stuckey,Calvin	1	16	16.0	0	16
Total.....	4	15	3.8	0	16
Opponents.....	1	3	3.0	0	3

2005 WASHBURN ICHABOD FOOTBALL



KICK RETURNS	No.	Yds	Avg	TD	Long
Odupitan, Mike	3	49	16.3	0	27
Tetuan, Jarod	1	14	14.0	0	14
Total.....	4	63	15.8	0	27
Opponents.....	3	68	22.7	0	51

FUMBLE RETURNS	No.	Yds	Avg	TD	Long
Total.....	0	0	0.0	0	0
Opponents.....	1	20	20.0	0	20

SCORING	TD	FGs	PAT Kick	PAT Rush	PAT Rcv	PAT Pass	Saf	PTS
Sissom, Sam	3	0-0	0-0	0-0	0	0-0	0	18
Hearn, Trent	1	0-0	0-0	0-0	0	0-0	0	6
Sabel, Connor	0	0-0	4-4	0-0	0	0-0	0	4
Total.....	4	0-0	4-4	0-0	0	0-0	0	28
Opponents.....	2	1-1	2-2	0-0	0	0-0	0	17

TOTAL OFFENSE	G	Plays	Rush	Pass	Total	Avg/G
Brill, Jordan	1	28	-23	348	325	325.0
Hearn, Trent	1	21	106	0	106	106.0
Mosley, Ra'Shawn	1	13	68	0	68	68.0
Patterson, A.J.	1	1	-1	0	-1	-1.0
TM-Ichabods	1	3	-3	0	-3	-3.0
Odupitan, Mike	1	1	-3	0	-3	-3.0
Total.....	1	67	144	348	492	492.0
Opponents.....	1	82	76	303	379	379.0

PUNTING	No.	Yds	Avg	Long	TB	FC	I20	Blkd
Massey, Curtis	5	207	41.4	48	2	0	0	0
Total.....	5	207	41.4	48	2	0	0	0
Opponents.....	3	99	33.0	35	0	0	2	0

KICKOFFS	No.	Yds	Avg	TB	OB	Retn	Net	YdLn
Sabel, Connor	5	294	58.8	2	0			
Total.....	5	294	58.8	2	0	68	37.2	27
Opponents.....	4	235	58.8	0	0	63	43.0	22

ALL PURPOSE

	G	Rush	Rec	PR	KOR	IR	Tot	Avg/G
Sissom, Sam	1	0	231	0	0	0	231	231.0
Hearn, Trent	1	106	0	0	0	0	106	106.0
Odupitan, Mike	1	-3	57	0	49	0	103	103.0
Mosley, Ra'Shawn	1	68	0	0	0	0	68	68.0
Scott, Jeff	1	0	60	0	0	0	60	60.0
Stuckey, Calvin	1	0	0	0	0	16	16	16.0
Tetuan, Jarod	1	0	0	2	14	0	16	16.0
Beck, Erin	1	0	0	0	0	-1	-1	-1.0
Patterson, A.J.	1	-1	0	0	0	0	-1	-1.0
TM-Ichabods	1	-3	0	0	0	0	-3	-3.0
Brill, Jordan	1	-23	0	0	0	0	-23	-23.0
Total.....	1	144	348	2	63	15	572	572.0
Opponents.....	1	76	303	43	68	3	493	493.0

FIELD GOALS	FGM-FGA	Pct	01-19	20-29	30-39	40-49	50+	Blk
Sabel, Connor	0-0	.000	0-0	0-0	0-0	0-0	0	0

Defensive Statistics

	GP	UT	AT	TT	TFL	Sacks	Int-Yds	PD	QBH	FR-Yds	FF	BLK	Saf
Gould, Grant	1	5	7	12	2-15	2-15	1	.	.
Lawrence, Eric	1	2	7	9	1-1	1-1
Beckford, Xavier	1	7	1	8
Gonzalez, Mike	1	3	4	7	.	.	.	1
Cobb, Terrell	1	2	5	7	1-0	1	.	.
Neal, Aaron	1	2	3	5
Beck, Erin	1	2	3	5	.	.	1--1
Ewy, Adam	1	1	4	5	.	.	.	1
Huenefeld, C.	1	3	1	4	2-12	.	.	1
Terrell, Fletcher	1	3	4	.	.	.	2-0	1
Moyer, Dustin	1	1	2	3	2-1	2-1	.	1
Hemmerling, Z.	1	1	2	3
Looney, Josh	1	.	2	2	1-1	1-1
Talley, Henry	1	2	.	2
Lehman, Cason	1	2	.	2
Stuckey, Calvin	1	.	2	2	.	.	1-16	1
Lewis, Trey	1	1	1	2
Bull, Nick	1	2	.	2	1-1
Brown, Chris	1	.	1	1
Scott, Jeff	1	.	1	1
Bland, R.	1	1	.	1
Lebahn, Jake	1	.	1	1
Total.....	1	38	50	88	9-31	4-18	4-15	6	.	1-0	2	.	.
Opponents.....	1	29	52	81	6-33	2-23	1-3	2	.	1-20	1	.	.

2005 WASHBURN ICHABOD FOOTBALL



Game By Game Rushing

	No-Yds/TD	CSM	WWU	CMSU	CWU	SBU	PSU	NWMSU	TSU	ESU	MSSU	MWSU
Hearn,Trent RB	21-106/1	21-106/1										
Mosley,Ra'Shawn RB	13-68/0	13-68/0										
Patterson,A.J. RB	1--1/0	1--1/0										
Ichabods	3--3/0	3--3/0										
Odupitan,Mike WR	1--3/0	1--3/0										
Brill,Jordan QB	3--23/0	3--23/0										

Game By Game Receiving

	No-Yds/D	CSM	WWU	CMSU	CWU	SBU	PSU	NWMSU	TSU	ESU	MSSU	MWSU
Sissom,Sam WR	7-231/3	7-231/3										
Scott,Jeff TE	3-60/0	3-60/0										
Odupitan,Mike WR	4-57/0	4-57/0										

Game By Game Passing

#10 Brill, Jordan	Att	Comp	Int	Pct	Yards	TD	Long	Sack	Yds	Effic
Colorado Mines	25	14	1	56.0	348	3	82	2	23	204.5
TOTALS	25	14	1	56.0	348	3	82	2	23	204.5

Game By Game Punt Returns

	No-Yds	CSM	WWU	CMSU	CWU	SBU	PSU	NWMSU	TSU	ESU	MSSU	MWSU
Tetuan,Jarod	1-2	1-2										

Game By Game Kickoff Returns

	No-Yds	CSM	WWU	CMSU	CWU	SBU	PSU	NWMSU	TSU	ESU	MSSU	MWSU
Odupitan,Mike	3-49	3-49										
Tetuan,Jarod	1-14	1-14										

Game By Game Punting

Curtis Massey	No	Yds	Avg	Long	Blkd	TB	FC	50+	120
Colorado Mines	5	207	41.4	48	0	2	0	0	0
Totals	5	207	41.4	48	0	2	0	0	0

[illegible][illegible][illegible][illegible]



INDIVIDUAL GAME HIGHS

Rushes	21	Hearn,Trent at Colorado Mines (Aug 27)
Yards Rushing	106	Hearn,Trent at Colorado Mines (Aug 27)
TD Rushes	1	Hearn,Trent at Colorado Mines (Aug 27)
Long Rush	31	Hearn,Trent at Colorado Mines (Aug 27)
Pass attempts	25	Brill,Jordan at Colorado Mines (Aug 27)
Pass completions	14	Brill,Jordan at Colorado Mines (Aug 27)
Yards Passing	348	Brill,Jordan at Colorado Mines (Aug 27)
TD Passes	3	Brill,Jordan at Colorado Mines (Aug 27)
Long Pass	82	Brill,Jordan at Colorado Mines (Aug 27)
Receptions	7	Sissom,Sam at Colorado Mines (Aug 27)
Yards Receiving	231	Sissom,Sam at Colorado Mines (Aug 27)
TD Receptions	3	Sissom,Sam at Colorado Mines (Aug 27)
Long Reception	82	Sissom,Sam at Colorado Mines (Aug 27)
Field Goals	0	
Long Field Goal	0	
Punts	5	Massey,Curtis at Colorado Mines (Aug 27)
Punting Avg	41.4	Massey,Curtis at Colorado Mines (Aug 27)
Long Punt	48	Massey,Curtis at Colorado Mines (Aug 27)
Long Punt Return	2	Tetuan,Jarod at Colorado Mines (Aug 27)
Long Kickoff Return	27	Odupitan,Mike at Colorado Mines (Aug 27)
Tackles	12	Gould,Grant at Colorado Mines (Aug 27)
Sacks	2.0	Gould,Grant at Colorado Mines (Aug 27)
		Moyer,Dustin at Colorado Mines (Aug 27)
Tackles For Loss	2.0	Gould,Grant at Colorado Mines (Aug 27)
		Huenefeld,Cody at Colorado Mines (Aug 27)
		Moyer,Dustin at Colorado Mines (Aug 27)
Interceptions	2	Terrell,Fletcher at Colorado Mines (Aug 27)

TEAM GAME HIGHS

Rushes	42	at Colorado Mines (Aug 27)
Yards Rushing	144	at Colorado Mines (Aug 27)
Yards Per Rush	3.4	at Colorado Mines (Aug 27)
TD Rushes	1	at Colorado Mines (Aug 27)
Pass attempts	25	at Colorado Mines (Aug 27)
Pass completions	14	at Colorado Mines (Aug 27)
Yards Passing	348	at Colorado Mines (Aug 27)
Yards Per Pass	13.9	at Colorado Mines (Aug 27)
TD Passes	3	at Colorado Mines (Aug 27)
Total Plays	67	at Colorado Mines (Aug 27)
Total Offense	492	at Colorado Mines (Aug 27)
Yards Per Play	7.3	at Colorado Mines (Aug 27)
Points	28	at Colorado Mines (Aug 27)
Sacks By	4	at Colorado Mines (Aug 27)
First Downs	19	at Colorado Mines (Aug 27)
Penalties	7	at Colorado Mines (Aug 27)
Penalty Yards	64	at Colorado Mines (Aug 27)
Turnovers	2	at Colorado Mines (Aug 27)
Interceptions By	4	at Colorado Mines (Aug 27)

OPPONENT INDIVIDUAL GAME HIGHS

Rushes	16	Garrett Mehl, at Colorado Mines (Aug 27)
Yards Rushing	37	Garrett Mehl, at Colorado Mines (Aug 27)
TD Rushes	0	
Long Rush	20	Garrett Mehl, at Colorado Mines (Aug 27)
Pass attempts	45	Garrett Mehl, at Colorado Mines (Aug 27)
Pass completions	29	Garrett Mehl, at Colorado Mines (Aug 27)
Yards Passing	281	Garrett Mehl, at Colorado Mines (Aug 27)
TD Passes	2	Garrett Mehl, at Colorado Mines (Aug 27)
Long Pass	25	Garrett Mehl, at Colorado Mines (Aug 27)
Receptions	12	Justin Gallas, at Colorado Mines (Aug 27)
Yards Receiving	148	Justin Gallas, at Colorado Mines (Aug 27)
TD Receptions	1	Justin Gallas, at Colorado Mines (Aug 27)
		Corey Huck, at Colorado Mines (Aug 27)
Long Reception	25	Justin Gallas, at Colorado Mines (Aug 27)
Field Goals	1	Aaron Abel, at Colorado Mines (Aug 27)
Long Field Goal	38	Aaron Abel, at Colorado Mines (Aug 27)
Punts	3	Danny Medina, at Colorado Mines (Aug 27)
Punting Avg	33.0	Danny Medina, at Colorado Mines (Aug 27)
Long Punt	35	Danny Medina, at Colorado Mines (Aug 27)
Long Punt Return	29	Justin Gallas, at Colorado Mines (Aug 27)
Long Kickoff Return	51	Justin Gallas, at Colorado Mines (Aug 27)
Tackles	11	Luke Salmans, at Colorado Mines (Aug 27)
		Kyle Smith, at Colorado Mines (Aug 27)
		Jared Heath, at Colorado Mines (Aug 27)
Sacks	2.0	Jared Heath, at Colorado Mines (Aug 27)
Tackles For Loss	3.0	Jared Heath, at Colorado Mines (Aug 27)
Interceptions	1	Nick Gilbreath, at Colorado Mines (Aug 27)


OPPONENT TEAM GAME HIGHS

Rushes	29	at Colorado Mines (Aug 27)
Yards Rushing	76	at Colorado Mines (Aug 27)
Yards Per Rush	2.6	at Colorado Mines (Aug 27)
TD Rushes	0	
Pass attempts	53	at Colorado Mines (Aug 27)
Pass completions	32	at Colorado Mines (Aug 27)
Yards Passing	303	at Colorado Mines (Aug 27)
Yards Per Pass	5.7	at Colorado Mines (Aug 27)
TD Passes	2	at Colorado Mines (Aug 27)
Total Plays	82	at Colorado Mines (Aug 27)
Total Offense	379	at Colorado Mines (Aug 27)
Yards Per Play	4.6	at Colorado Mines (Aug 27)
Points	17	at Colorado Mines (Aug 27)
Sacks By	2	at Colorado Mines (Aug 27)
First Downs	23	at Colorado Mines (Aug 27)
Penalties	0	
Penalty Yards	0	
Turnovers	5	at Colorado Mines (Aug 27)
Interceptions By	1	at Colorado Mines (Aug 27)

Golden, Colo.. - The Washburn Ichabods opened the 2005 season in fine fashion as they topped No. 14 ranked Colorado Mines 28-17. In the process, the Ichabods won their fourth straight overall game since the 1988 season when they won four straight from Oct. 1 to Oct. 22.

The Ichabods jumped on the board early as sophomore quarterback Jordan Brill, making his second career start, hit Sam Sissom on a 62-yard touchdown strike. It was the first of three Sissom touchdown receptions from Brill as he would finish with seven receptions for 231 yards and lifted his career touchdown tally to 36, setting the Washburn all-time record. He also raised his career point total to 226, tying Troy Slusser for the most points in school history. Sissom's 35 regular season touchdown receptions also ties Jamaica Rector's (Northwest Missouri, 2001-04) record for most in MIAA history.

After trading possessions with the Orediggers, Brill and Sissom hooked up again for an 82-yard touchdown to put the Ichabods up 14-0. The Ichabods would increase their lead to 21-0 after Sissom caught his final TD pass capping a 7-play, 97-yard drive after the Ichabod defense held the Orediggers out of the endzone from inside the Washburn 10



yard line.

The Orediggers would rebound with a 50-yard drive right before the half converting a 38-yard field goal to cut the Ichabod lead to 21-3 at the break.

In the second half, the Orediggers jumped on the board on their first drive of the half to cut the lead to 21-10, but the Ichabods came right back with a 78-yard drive finished off by Trent Hearn's 6-yard run, which would wrap the scoring for the Ichabods.

Colorado Mines added a touchdown late, but would not get any closer.

The Ichabods racked up 144 yards on the ground with Hearn going over the 100-yard mark with 21 carries for 106 yards and Ra'Shawn Mosley had 13 carries for 68 yards. Mike Odupitan had four catches for 57 yards and Jeff Scott had a career high 60 yards receiving with three receptions.

On the defense, the Ichabods created five turnovers, including two interceptions by Fletcher Terrell. Calvin Stuckey and Erin Beck each had interceptions and Terrell Cobb had a fumble recovery.

Senior Grant Gould had 12 tackles including two sacks for the Ichabods, giving him 343 for his career, needing seven to break the current school record of 349 held by Tony Scollieri.

Score by Quarters

Washburn	14	7	7	0	28
No. 14 Colorado Mines	0	3	7	7	17

Scoring Summary

1st Quarter

WU 14:33 Sissom, Sam 62 yd pass from Brill, Jordan - Sabel, Connor kick

WU 10:06 Sissom, Sam 82 yd pass from Brill, Jordan - Sabel, Connor kick

2nd Quarter

WU 00:29 Sissom, Sam 6 yd pass from Brill, Jordan - Sabel, Connor kick

CSM 00:03 Aaron Abel 38 yd field goal

3rd Quarter

CSM 11:54 Corey Huck 6 yd pass from Garrett Mehl - Aaron Abel kick 8-49 2:58 21 10

WU 09:00 Hearn, Trent 5 yd run

Sabel, Connor kick

4th Quarter

CSM 06:46 Justin Gallas 7 yd pass from Garrett Mehl - Aaron Abel kick

Team Stats

	WU	CSM
FIRST DOWNS	19	23
Rushing	7	7
Passing	12	15
Penalty	0	1
NET YARDS RUSHING	144	76
Rushing Attempts	42	29
Average Per Rush	3.4	2.6
Yards Gained Rushing	181	107
Yards Lost Rushing	37	31
NET YARDS PASSING	348	303
Completions-Attempts-Int	14-25-1	32-53-4
Average Per Attempt	13.9	5.7
Average Per Completion	24.9	9.5
TOTAL OFFENSE YARDS	492	379
Total offense plays	67	82
Average Gain Per Play	7.3	4.6
Fumbles: Number-Lost	1-1	3-1
Penalties: Number-Yards	7-64	0-0
PUNTS-YARDS	5-207	3-99
Average Yards Per Punt	41.4	33.0
Net Yards Per Punt	24.8	32.3
Inside 20	0	2
KICKOFFS-YARDS	5-294	4-235
Average Yards Per Kickoff	58.8	58.8
Net Yards Per Kickoff	37.2	43.0
Touchbacks	2	0
Punt returns: Number-Yards-TD	1-2-0	3-43-0
Average Per Return	2.0	14.3
Kickoff returns: Number-Yds-TD	4-63-0	3-68-0
Average Per Return	15.8	22.7
Interceptions: Number-Yds-TD	4-15-0	1-3-0
Fumble Returns: Number-Yds-TD	0-0-0	1-20-0
Possession Time	27:50	32:10
Third-Down Conversions	6 of 14	3 of 15
Fourth-Down Conversions	0 of 1	5 of 7
Red-Zone Scores-Chances	2-2	2-4
Sacks By: Number-Yards	4-18	2-23
PAT Kicks	4-4	2-2

Washburn 28 No. 14 Colorado Mines 17

August 27, 2005 • Golden, Colo. • Brooks Field
Attendance: 2,143

Washburn									
Rushing	No	Gain	Loss	Net	TD	Lg	Avg		
Hearn, Trent	21	106	0	106	1	31	5.0		
Mosley, Ra'Shawn	13	74	6	68	0	23	5.2		
Patterson, A.J.	1	0	1	-1	0	0	-1.0		
Odupitan, Mike	1	0	3	-3	0	0	-3.0		
TM-Ichabods	3	0	3	-3	0	0	-1.0		
Brill, Jordan	3	1	24	-23	0	1	-7.7		
Totals...	42	181	37	144	1	31	3.4		
Passing	Att	Cmp	Int	Yds	TD	Long	Sack		
Brill, Jordan	25	14	1	348	3	82	2		
Totals...	25	14	1	348	3	82	2		
Receiving	No.	Yds	TD	Long					
Sissom, Sam	7	231	3	82					
Odupitan, Mike	4	57	0	20					
Scott, Jeff	3	60	0	38					
Totals...	14	348	3	82					
Punting	No.	Yds	Avg	Long	In20	TB			
Massey, Curtis	5	207	41.4	48	0	2			
Totals...	5	207	41.4	48	0	2			
Colorado Mines									
All Returns	No	Yds	Lg	No	Yds	Lg	No	Yds	Lg
Odupitan, Mike	0	0	0	3	49	27	0	0	0
Beck, Erin	0	0	0	0	0	0	1	-1	0
Tetuan, Jarod	1	2	2	1	14	14	0	0	0
Stuckey, Calvin	0	0	0	0	0	0	1	16	16
Terrell, Fletcher	0	0	0	0	0	0	2	0	0
Totals...	1	2	2	4	63	27	4	15	16
Field Goals									
no attempts									

Colorado Mines									
Rushing	No	Gain	Loss	Net	TD	Lg	Avg		
Garrett Mehl	16	63	26	37	0	20	2.3		
Bryan Florendo	10	39	5	34	0	8	3.4		
Danny Medina	3	5	0	5	0	5	1.7		
Totals...	29	107	31	76	0	20	2.6		
Passing	Att	Cmp	Int	Yds	TD	Long	Sack		
Garrett Mehl	45	29	1	281	2	25	4		
Danny Medina	8	3	3	22	0	10	0		
Totals...	53	32	4	303	2	25	4		
Receiving	No.	Yds	TD	Long					
Justin Gallas	12	148	1	25					
Bryan Florendo	10	86	0	19					
Derek Dykstra	4	21	0	9					
Corey Huck	3	21	1	9					
Ryan Hollinshea	2	15	0	11					
Michael Curl	1	12	0	12					
Totals...	32	303	2	25					
Punting	No.	Yds	Avg	Long	In20	TB			
Danny Medina	3	99	33.0	35	2	0			
Totals...	3	99	33.0	35	2	0			
Colorado Mines									
All Returns	No	Yds	Lg	No	Yds	Lg	No	Yds	Lg
Justin Gallas	3	43	29	2	68	51	0	0	0
Michael Claffey	0	0	0	1	0	0	0	0	0
Nick Gilbreath	0	0	0	0	0	0	1	3	3
Totals...	3	43	29	3	68	51	1	3	3
Field Goals									
Aaron Abel	2nd	00:03	38 yds	Good					