

**Washburn (2-0) vs  
Central Missouri (2-0)**  
Sept. 10, 2005 • Yager Stadium (7,200)  
Topeka, Kan. • 1 p.m. CST



## Fast Facts

### **Radio**

AM580 WIBW with Bruce Steinbrock (play-by-play), Mark Elliott (color) and Jamie Overocker (sideline)

### **Coaches**

Craig Schurig is 18-18 in his fourth season at Washburn. He is 12-15 against the MIAA. He is 0-3 vs the Mules. Schurig is a 1987 graduate of the School of Mines.

Willie Fritz in his ninth season as head coach at Central Missouri State University. He is 65-27 as the Mules' mentor, 47-25 vs. MIAA opponents.

### **Tickets**

Tickets for Washburn home games are available by calling the Washburn ticket office at (785) 670-BODS (2637).

### **Sports Information Contacts**

#### **Washburn**

Football Contact: Gene Cassell

Email: gene.cassell@washburn.edu

Phone: (785) 670-1791

Yager Stadium Press Box: (785) 670-1563

Internet Address: www.wusports.com

#### **Central Missouri**

Football Contact: Joe Moore

Email: jhmoore@cmsu1.cmsu.edu

Office Phone: (660) 543-4312

SID Fax: (660) 543-8034

Internet Address: www.cmsu.edu/athletic

## Ichabods vs Mules

### **The Game . . .**

The Washburn Ichabods (2-0) open MIAA play against Central Missouri (2-0) in Yager Stadium on Family Day for Washburn. The Ichabods, who are ranked No. 22 in the D2football.com and received votes in the AFCA national poll, are coming off a 31-21 win over Western Washington. The Mules, who are ranked No. 24 in the D2football.com poll and also also received votes in the AFCA poll last week, blasted Lincoln 83-0 last Thursday in Warrensburg. The Ichabods are looking for their sixth straight win overall, something that has not happened since 1964 for any Washburn football team.

### **Ichabods on Radio . . .**

The game will be broadcast live on AM 580 WIBW - the new home of the Ichabods and Lady Blues. The game can also be heard on the internet at www.wusports.com by following the "Listen to the Game" links. Bruce Steinbrock will be the play-by-play voice of the Ichabods and former WU quarterback Mark Elliott will be the color analyst. Jamie Overocker will provide sideline reports. Join the WIBW broadcast team and Ichabod head coach Craig Schurig at 6:30 p.m. on Thursdays at Skinny's Sports Bar and Grille in the Huntoon Shopping Plaza for the Washburn Coaches Show.

### **The Coaches . . .**

**Washburn head football coach Craig Schurig** was named head coach of the Ichabod football program Dec. 28, 2001.

Schurig is 18-18 (.500) in his fourth season as the Ichabod head coach and he is 12-15 against the MIAA.

In only three seasons as the Ichabods' head coach, Schurig has led the Washburn football program to a new level with a school-best finish in the MIAA, their first winning season since 1999 and their first postseason win since 1986 with a 36-33 win over Northern State in the 2004 Mineral Water Bowl.

The Ichabods finished the 2004 season with an 8-4 record as Washburn has improved five victories in the win column since Schurig's first season at the helm.

**Central Missouri head coach Willie Fritz** is in his ninth season as head coach at Central Missouri State University. He is 65-27 as the Mules' mentor, 47-25 vs. MIAA opponents. His .703 winning percentage is third best in CMSU football history, while his 64 career wins rank second. He is a 1983 graduate of Pittsburg State University.

### **Ichabods last time out . . .**

**The Ichabods last time out - Washburn 31, Western Washington 21 • Sept. 3, 2005:** TOPEKA -- The Washburn Ichabods improved to 2-0 with a 31-21 win over Western Washington on Saturday in Yager Stadium.

The Ichabods found themselves down early as the Vikings' All-America wide receiver Andy Olson scored on an 8-yard reverse putting Western Washington up 7-0. The Ichabods would crack the scoring column on the ensuing drive on a career-long 41-yard field goal by Connor Sabel.

Ra'Shawn Mosley put the Ichabods up for good as he capped a 58-yard drive with a

## 2005 MIAA Standings

MIAA Overall

	WU.....	0-0 .	2-0
	CMSU.....	0-0.	2-0
	MWSC .....	0-0.	2-0
	NWMSU (5).....	0-0.	1-1
	MSSU .....	0-0.	1-1
	ESU.....	0-0.	1-1
	TSU.....	0-0.	1-1
	PSU (2) .....	0-0.	1-1
	SBU.....	0-0.	1-1

## Recent Results

### Thursday, September 1

Lincoln (Mo.) 0 @ CMSU 83  
Chadron (Neb.) State 24 @ MWSU 36

### Saturday, September 3

ESU 21 @ Winona (Minn.) State 40  
Western Washington 21 @ WU 31  
SBU 34 @ Bethel (Tenn.) 29  
TSU 24 @ South Dakota 63  
MSSU 27 @ Harding (Ark.) 45  
NWMSU 23 @ Nebraska-Omaha 28  
Fort Hays (Kan.) State 7 @ PSU 58

## Upcoming Schedule

### Saturday, September 10

\*CMSU @ WU ..... 1 p.m.  
\*TSU @ NWMSU ..... 1 p.m.  
\*SBU @ MSSU ..... 6 p.m.  
\*MWSU @ PSU ..... 7 p.m.

### Saturday, September 17

\*SBU @ ESU ..... 1 p.m.  
\*TSU @ CMSU ..... 1:30 p.m.  
\*NWMSU @ MWSU ..... 2 p.m.  
WU @ Central Washington ..... 3 p.m.  
\*PSU @ MSSU ..... 6 p.m.

### Saturday, September 24

\*MWSU @ TSU ..... 12 noon  
\*MSSU @ NWMSU ..... 1 p.m.  
\*WU @ SBU ..... 1:30 p.m.  
\*ESU @ PSU ..... 2 p.m.

4-yard touchdown run.

The Ichabods scored again on the very next play from scrimmage as the Fletcher Terrell picked off a Jame Monrean pass and return it 23 yards for a touchdown to give the Ichabods a 17-7 lead before the end of the first quarter.

The Ichabods added another score as Brandon Walker came in at quarterback and scampered 78 yards for a touchdown to put the 'Bods up 24-7. Trent Hearn rushed 19 yards for a touchdown at the 6:17 mark of the second quarter to put the Ichabods up 31-7, but that would be all the scoring for the Ichabods as they were shutout by the Vikings in the second half.

The Vikings' offense came alive as Monrean would hit Olson for a 35-yard touchdown strike with 4:09 left in the half and Darrius Tuggle for a 28-yard connection with 11 seconds left in the half to end the scoring for both teams.

Grant Gould became Washburn's all-time leading tackler by collecting his 353rd of his career on the afternoon. He finished the game with 10 tackles, passing Tony Scollieri who had 349 for his career at Washburn. Terrell Cobb led the Ichabods with 11 tackles and a forced fumble.

The Ichabods racked up 425 yards in total offense behind Hearn's 94 yards rushing on 16 carries. Jordan Brill was 11 for 18 for 199 yards and Mike Odupitan had six catches for 119 yards.

## About the Opponent . . .

WARRENSBURG, Mo. -- One week after battling Adams State for a 14-6 win, the Central Missouri State University Mules had no trouble disposing of Lincoln University. The Mules (2-0) rolled to an 83-0 win over the Blue Tigers (1-1).

Junior quarterback Mike Spiegel rushed for 111 yards on four carries with three touchdowns, setting a new school record for touchdowns in a game by a quarterback. His 75-yard TD jaunt in the second quarter is believed to be a record for a quarterback as well.

Freshman placekicker Spencer Webb hit 11-of-12 extra points, both new school records.

## Ichabod head coach Craig Schurig

A new era in Washburn football began when Craig Schurig was named head coach of the Ichabod football program Dec. 28, 2001.

In only three seasons as the Ichabods' head coach, Schurig has led the Washburn football program to a new level with a school-best finish in the MIAA, their first winning season since 1999 and their first postseason win since 1986 with a 36-33 win over Northern State in the 2004 Mineral Water Bowl.

The Ichabods finished the 2004 season with an 8-4 record as Washburn has improved five victories in the win column since Schurig's first season at the helm.

After coaching for nearly a decade in a winning program, Schurig has brought the knowledge of success, a winning attitude and a new intensity to the Ichabod football program.

In his three seasons at Washburn, the Ichabods have had two MIAA Freshman of the Year and 27 players receive All-MIAA honors. He has been equally on task with players in the classroom with 40 Ichabods named to the MIAA Commissioner's Academic Honor Roll, including two Academic All-Americans.

While under Schurig, the Ichabod football pro-

gram has also seen sweeping changes in facilities with the improvements to Yager Stadium and equipment upgrades in the weight room.

While on the Pittsburg State coaching staff, Schurig was a part of an NCAA national finalist squad in 1995, four MIAA Championship teams and eight NCAA Division II playoff teams. He helped guide one of the top defenses in Division II including the top-ranked defensive squad in 1999.

Prior to working with the defensive backs, he worked three seasons with the Gorillas' tight ends.

Before arriving at Pittsburg State, Schurig spent the 1992 season as a volunteer assistant coach at his alma mater, Colorado School of Mines joining the Gorillas in 1993.

Schurig, a Willingboro, N.J., native, was a four-year letterman as a defensive back at Colorado Mines and was selected team captain as a senior. He earned second-team All-Rocky Mountain Athletic Conference honors as a senior. He graduated in 1987 with a bachelor's degree in petroleum engineering.

Schurig earned a master's degree in physical education at Pittsburg State in 1996. Craig and his wife, Louisa, have a daughter, Samantha, and two sons, Mitchell and Michael.

## About the Mules



### General Information

Name: Central Missouri State University

Location: Warrensburg, Mo.

Founded: 1871

Enrollment: 11,000

Affiliation: NCAA II

Conference: MIAA

Nickname: Mules

Colors: Cardinal and black

President: Dr. Bobby R. Patton

Athletics Director: Jerry Hughes

Stadium: Walton Stadium

Playing Surface: Sprin turf

### Coaching Staff

Head Coach:

Willie Fritz

(Pittsburg State, 1983)

Record at CMSU: 65-27 (9th year)

Overall Record: same

Best time to reach Fritz: Mornings

Football Office Phone: (660) 543-4252

### 2005 Schedule

Date	Opponent	Time
Aug. 25	Adams (Colo.) State	W 14-6
Sept. 1	Lincoln (Mo.)	W 83-0
Sept. 10	at Washburn	1 p.m.
Sept. 17	Truman State*	1:30 p.m.
Sept. 24	OPEN	-----
Oct. 1	at Missouri Western*	2 p.m.
Oct. 8	at Southwest Baptist*	1:30 p.m.
Oct. 15	Missouri Southern*	1:30 p.m.
Oct. 22	at Northwest Missouri*	1 p.m.
Oct. 29	at Emporia State *	1 p.m.
Nov. 5	Pittsburg State*	1:30 p.m.

Senior wide receiver Delanie Walker returned the opening kickoff 93 yards for a score, the third of his career, tying the CMSU and MIAA records.

And while it isn't a record, the 83 points hung on the board by the Mules are the most scored by CMSU since it defeated Northeast Missouri State 76-0 in 1914.

It was 27-0 after the first quarter, and then the Mules put 42 points up in the second stanza.

Lincoln came out passing against the Mules' third and fourth teamers and got to the Mules four yard line before its drive stalled. A 27-yard field goal was blocked by RoShawn Marshall to preserve the shutout. Marshall also had a 63-yard punt return for a touchdown, as all three phases produced for the Mules.

Central Missouri State totaled 542 yards of total offense (372 rushing, 170 passing). Lincoln meanwhile had -44 yards rushing and 144 passing, 72 coming on its final drive of the game.

Will Caldwell leads the Mules' rushing attack with 96 yards per game. Mike Spiegel has completed 9 of 17 passes with one interception and one touchdown averaging 81 yards per game passing. Delanie Walker, the Mules leading receiver, is averaging 63 yards per game and averaging 18.1 yards per catch.

### Series Notes . . .

Today's meeting is the 37th meeting in the series. The Mules lead the series 19-15-2. The Mules have won 10 of the last 13 meetings, including the last eight straight. The Ichabods last win in the series came during the Oct. 12, 1996 season when Washburn won 23-7 in Topeka. The Ichabods have not won in Warrensburg since Oct. 7, 1995 when the Ichabods won 37-21. The Mules have won the last games played in Topeka.

### Washburn Football History . . .

Washburn is 461-530-44 in its 115th year of college football. The Ichabods have had seven 8-win seasons, including last year's 8-4 mark. The other eight-win seasons were 1906. 1907, 1964, 1974, 1983, 1986, and 2004.

### A win for Washburn would . . .

- lift the Ichabods to 462-530-44 in its football history.
- give the Ichabods a 16-19-2 overall record with the Mules.
- be their sixth straight win overall (the last time any Ichabod team had won six straight games in a row was in 1964 when the eventual CIC Champions won their final eight games of the season after falling in their opener 14-12 to Nebraska-Kearney)
- be their eighth win in their last nine games.
- snap a eight-game losing streak to the Mules.
- snap a four-game losing streak to the Mules in Topeka.
- be the second straight season the Ichabods won their MIAA opener.

### Series games with Central Missouri CMSU leads 19-15-2

1902 W 6-0	S23 1967 L 0-14 H	O7 1995 W 37-21 A
1914 W 6-0	S21 1968 L 0-34 A	O12 1996 W 23-7 H
1915 W 19-7	S20 1969 L 0-17 H	N8 1997 L 14-20 A
1943 T 0-0	S21 1985 W 31-3 A	N7 1998 L 0-37 H
1944 W 12-2	S20 1986 W 37-14 H	S30 1999 L 18-32 H
1945 W 25-0	S19 1987 L 17-26 H	S30 2000 L 17-28 A
1960 L 14-35	S17 1988 W 28-27 A	O11 2001 L 34-58 H
S29 1961 W 27-15 H	S9 1989 L 7-29 A	O19 2002 L 21-55 A
S29 1962 W 20-0 A	S8 1990 L 7-24 H	N1 2003 L 28-49 H
S28 1963 W 34-0 H	O19 1991 L 0-21 A	O23 2004 L 21-47 A
S26 1964 W 31-0 A	O17 1992 W 13-10 H	
S25 1965 T 7-7 H	S25 1993 L 19-41 A	
S24 1966 L 7-38 A	S24 1994 L 10-43 H	



## A loss for Washburn would

- drop the Ichabods to 459-531-44 in its football history.
- give the Mules their ninth straight win over the Ichabods.
- The Mules fifth straight win over the Ichabods in Topeka.

## The last meeting with the Mules . . .

The Washburn Ichabods fell 47-21 to Central Missouri State at Walton Stadium in Warrensburg. Sam Sissom caught two touchdowns from Tyler Schuerman to lead the WU offense. Sissom has 12 touchdown receptions for the season. Washburn fell to 5-4 and is in a tie for third in the MIAA at 4-3.

The Washburn Ichabod offense struggled in the first half collecting on seven first downs and gaining 100 total yards, with 61 of the yards coming on the ground. The Mules by the halfway point had rushed for 240 yards and gained 352 yards.

After the Mules had jumped out to a 30-0 lead, the Ichabods scored on an 80-yard drive in seven plays using 3:26 off the clock to cut the lead to 30-7, however CMSU would kick a field goal before the break to take a 33-7 lead into halftime.

In the second half, the Mules would score on their first two possessions of the second half to push the lead to 47-7.

The Ichabods' Sissom caught his second touchdown pass of the afternoon late in the third quarter. The Ichabods' Mike Odupitan had the only score in the fourth quarter, a 35-yard touchdown reception from Jordan Brill, that capped a 88-yard drive and ended the scoring for both teams with Central ahead 47-21.

Sissom finished with four receptions for 59 yards and two touchdowns. It was Sissom's 11th and 12th touchdown receptions of the season and his 29th and 30th of his career. Sissom also became only the fourth Ichabod receiver to go over 2,000 yards for a career, he now has 2,001.

Ra'Shawn Mosley led the Ichabods with 76 yards rushing, raising his season total to 716 yards. Schuerman passed for two touchdowns and Brill was 4-of-6 passing for one touchdown and 71 yards through the air.

The Ichabod defense was led by Evin Beck

## Ichabods last time vs Mules

### Washburn 21 Central Missouri 47

October 23, 2004 Warrensburg, Mo.  
Walton Stadium • Attendance: 8,973

Washburn									
Rushing	No	Gain	Loss	Net	TD	Lg	Avg		
Mosley,Ra'Shawn	14	79	3	76	0	35	5.4		
Bland,Rawshaw	4	51	0	51	0	30	12.8		
Schuerman,Tyler	8	48	1	47	0	29	5.9		
Brill,Jordan	2	19	0	19	0	13	9.5		
Patterson,A.J.	4	18	0	18	0	13	4.5		
McCann,Chris	1	0	3	-3	0	0	-3.0		
<b>Totals</b>	<b>34</b>	<b>215</b>	<b>37</b>	<b>178</b>	<b>0</b>	<b>35</b>	<b>5.2</b>		
Passing	Att	Cmp	Int	Yds	TD	Long	Sack		
Schuerman,Tyler	22	7	2	61	2	14	0		
Brill,Jordan	6	4	0	74	1	35	0		
Lehman,Cason	1	1	0	41	0	41	0		
<b>Totals</b>	<b>29</b>	<b>12</b>	<b>2</b>	<b>176</b>	<b>3</b>	<b>41</b>	<b>0</b>		
Receiving	No.	Yds	TD	Long					
Sissom,Sam	4	59	2	41					
Tetuan,Jarod	2	21	0	14					
Scott,Jeff	2	21	0	11					
Odupitan,Mike	1	35	1	35					
Lebahn,Jake	1	24	0	24					
Lehman,Cason	1	8	0	8					
Mosley,Ra'Shawn	1	8	0	8					
<b>Totals</b>	<b>12</b>	<b>176</b>	<b>3</b>	<b>41</b>					
Punting	No.	Yds	Avg	Long	In20				
Massey,Curtis	4	170	42.5	55	1				
Ichabods	1	15	15.0	15	0				
<b>Totals</b>	<b>5</b>	<b>185</b>	<b>37.0</b>	<b>55</b>	<b>1</b>				

Punts									
Kickoffs									
Intercepts									
All Returns	No	Yds	Lg	No	Yds	Lg	No	Yds	Lg
Sissom,Sam	1	1	1	0	0	0	0	0	0
Odupitan,Mike	0	0	0	2	27	17	0	0	0
Terrell,Fletche	0	0	0	0	0	0	1	1	1
<b>Totals</b>	<b>1</b>	<b>1</b>	<b>1</b>	<b>2</b>	<b>27</b>	<b>17</b>	<b>1</b>	<b>1</b>	<b>1</b>

Field Goals  
None

### Central Missouri

Rushing	No	Gain	Loss	Net	TD	Lg	Avg		
Coleman,Kegan	18	130	0	130	2	40	7.2		
Thompson,Lee	15	109	0	109	2	48	7.3		
Walker,Delanie	3	38	0	38	0	19	12.7		
Bouknight,Jim	6	20	2	18	0	13	3.0		
Landstra,Matt	1	12	0	12	0	12	12.0		
Sangster,Jimmy	4	9	4	5	0	6	1.2		
Books,Jon	1	5	0	5	0	5	5.0		
Spiegel,Mike	1	2	0	2	0	2	2.0		
Stowers,Keith	1	0	10	-10	0	0	-10.0		
<b>Totals</b>	<b>50</b>	<b>325</b>	<b>16</b>	<b>309</b>	<b>4</b>	<b>48</b>	<b>6.2</b>		
Passing	Att	Cmp	Int	Yds	TD	Long	Sack		
Sangster,Jimmy	16	10	1	221	2	63	0		
Spiegel,Mike	2	2	0	26	0	17	0		
<b>Totals</b>	<b>19</b>	<b>12</b>	<b>1</b>	<b>247</b>	<b>2</b>	<b>63</b>	<b>0</b>		
Receiving	No.	Yds	TD	Long					
Conner,Jimmy	2	81	1	63					
Heiskell,Jamison	2	45	0	37					
Walker,Delanie	2	39	0	31					
Coleman,Kegan	2	35	1	25					
Hefner,Micah	1	17	0	17					
Books,Jon	1	16	0	16					
Vassor,Paul	1	9	0	9					
Crosby,Covell	1	5	0	5					
<b>Totals</b>	<b>12</b>	<b>247</b>	<b>2</b>	<b>63</b>					
Punting	No.	Yds	Avg	Long	In20				
Brown,Jason	3	101	33.7	43	2				
<b>Totals</b>	<b>3</b>	<b>101</b>	<b>33.7</b>	<b>43</b>	<b>2</b>				

Punts									
Kickoffs									
Intercepts									
All Returns	No	Yds	Lg	No	Yds	Lg	No	Yds	Lg
Conner,Jimmy	3	21	15	1	26	26	0	0	0
Walker,Delanie	0	0	0	1	15	15	0	0	0
Coleman,Kegan	0	0	0	2	32	16	0	0	0
Loren,Roy	0	0	0	0	0	0	1	22	22
McPherson,John	0	7	7	0	0	0	1	11	11
<b>Totals</b>	<b>3</b>	<b>28</b>	<b>15</b>	<b>4</b>	<b>73</b>	<b>26</b>	<b>2</b>	<b>33</b>	<b>22</b>

### Score by Quarters

Washburn	0	7	7	7	-	21
Central Missouri	9	24	14	0	-	47

### Scoring Summary

<b>1st</b>						
CMSU	Coleman,Kegan	25 yd pass from Sangster,Jimmy				
	Starks,Brandon	kick				
CMSU	TEAM	safety				
<b>2nd</b>						
CMSU	Thompson,Lee	1 yd run, Starks,Brandon	kick			
CMSU	Thompson,Lee	3 yd run, Starks,Brandon	kick			
CMSU	Coleman,Kegan	40 yd run, Starks,Brandon	kick			
WU	Sissom,Sam	10 yd pass from Schuerman,Tyler,				
	Sabel,Connor	kick				
CMSU	Starks,Brandon	35 yd field goal				
<b>3rd</b>						
CMSU	Coleman,Kegan	1 yd run, Starks,Brandon	kick			
CMSU	Conner,Jimmy	63 yd pass from Sangster,Jimmy,				
	Starks,Brandon	kick				
WU	Sissom,Sam	2 yd pass from Schuerman,Tyler,				
	Sabel,Connor	kick				
<b>4th</b>						
WU	Odupitan,Mike	35 yd pass from Brill,Jordan,				
	Sabel,Connor	kick				

### Team Stats

	Washburn	Central Mo.
<b>FIRST DOWNS</b>	16	27
Rushing	8	13
Passing	7	10
Penalty	1	4
<b>NET YARDS RUSHING</b>	178	309
Rushing Attempts	34	50
Average Per Rush	5.2	6.2
Yards Gained Rushing	215	325
Yards Lost Rushing	37	16
<b>NET YARDS PASSING</b>	176	247
Completions-Attempts-Int	12-29-2	12-19-1
Average Per Completion	14.7	20.6
<b>TOTAL OFFENSE YARDS</b>	354	556
Average Gain Per Play	5.6	8.1
Fumbles: Number-Lost	1-0	3-0
Penalties: Number-Yards	9-84	8-73
<b>PUNTS-YARDS</b>	5-185	3-101
Average Yards Per Punt	37.0	33.7
Net Yards Per Punt	31.4	33.3
<b>KICKOFFS-YARDS</b>	5-278	8-387
Average Yards Per Kickoff	55.6	48.4
Net Yards Per Kickoff	41.0	45.0
Punt returns: Number-Yards-TD	1-1-0	3-28-0
Average Per Return	1.0	9.3
Kickoff returns: Number-Yds-TD	2-27-0	4-73-0
Average Per Return	13.5	18.2
Interceptions: Number-Yds-TD	1-1-0	2-33-0
Fumble Returns: Number-Yds-TD	0-0-0	0-0-0
Possession Time	28:31	31:29
Third-Down Conversions	2 of 12	5 of 12
Fourth-Down Conversions	1 of 4	1 of 1
Red-Zone Scores-Chances	2-2	4-4
Sacks By: Number-Yards	0-0	0-0
PAT Kicks	3-3	6-6
Field Goals	0-0	1-2

who had 12 tackles, Blake Meyer and Grant Gould each recorded 11. Gould's season total tackle was raised to 95. Fletcher Terrell had his fourth interception of the season.

In the game, the Ichabods gained 354 yards of total offense compared to 556 for the Mules.

***A look back at the win  
over the Vikings -- the  
win . . .***

- lifted the Ichabods to 461-530-44 in its football history.
- gave the Ichabods a 1-0 all-time series record with the Vikings.
- was the Ichabods sixth home opening win in the last eight years.
- evened coach Schurigs head coaching record at 18-18.
- was the Ichabods fifth straight overall win dating back to last season.
- was the Ichabods' seventh win in their last eight games.

## Bods and Ends . . .

- The Ichabods are 7-6 in their last 13 season openers.
- Jordan Brill passed for a career-high 348 yards completing 14 of 25 passes and three touchdowns in his second start of his career.
- Sam Sissom has at least one touchdown reception in the last seven games

counting back to last season.

## ***The Ichabods in MIAA openers . . .***

The Ichabods are 6-10 in MIAA openers. The Ichabods snapped a three-game losing streak in MIAA openers when the topped Emporia State last season in Topeka 28-10.

## ***Ichabods vs ranked opponents . .***

The Ichabods improved to 3-31 vs ranked Division II opponents. The win over the Orediggers was the first win over a ranked team on the road for the Ichabods. The other two wins over a ranked opponents are Emporia State 34-21, when the Hornets were ranked No. 16 in the nation on Nov. 2, 2002. The other win over a ranked opponent was on Oct. 17, 1992 when the Ichabods beat 20th-ranked Central Missouri 13-10 in Topeka.

## Record watch . . .

## Sam Sissom and the record books

- Senior wide receiver Sam Sissom became only the fourth Ichabod to go over the 2,000-yard mark in receiving yards for a career recording 2,614 yards in all game for his career. He needs 490 yards in receiving yards to break the school record of 3,103 held by Michael

## Honors for 2005 season

### *MIAA Player of the Week*

Sept. 3 - Sam Sissom (Sr., WR)  
Sept. 10 - Grant Gould (Sr., LB)

*Preseason All-American - CollegeSportsReport.com*


**Third Team:** Grant Gould (Sr., LB)  
**Fourth Team:** Sam Sissom (Sr., WR)

*D2Football.com - Preseason All-Region Team*

Second Team: Sam Sissom (Sr., WR)  
 Second Team: Fletcher Terrell (Jr., DB)  
 Second Team: Curtis Massey (Sr., P)  
 Second Team: Sam Sissom (Sr., Punt Returner)

## 2005 Starting Lineups

Offense	TE	LT	LG	C	RG	RT	WR	WR	QB	FB	TB	PK
at CSM	J. Scott	Holland	Sué	Schneider	Rickard	Kavanaugh	Sissom	Oduptian	Brill	Bland	Hearn	Sabel
WWU	J. Scott	Holland	Sué	Schneider	Rickard	Kavanaugh	Sissom	Oduptian	Brill	Bland	Hearn	Sabel
CMSU												
at CWU												
at SBU												
PSU												
at NWMSU												
TSU												
at ESU												
MSSU												
at MWSU												
Defense	DE	DT	DT	DE	OLB	ILB	ILB	OLB	DB	DB	FS	P
at CSM	Lawrence	Hemmerling	Lewis	Huenefeld	Looney	Cobb	Gonzalez	Neal	Terrell	Stuckey	Ewy	Massey
WWU	Lawrence	Hemmerling	Lewis	Huenefeld	Looney	Gould	Gonzalez	Neal	Terrell	Stuckey	Beck	Massey
CMSU												
at CWU												
at SBU												
PSU												
at NWMSU												
TSU												
at ESU												
MSSU												
at MWSU												



Dritlein (1992-95).

- Against the Orediggers he caught his 33rd, 34th and 35th career regular season touch down passes of his career. The MIAA record for regular season games (not counting playoff games) is 35 by former Northwest Missouri State wide receiver Jamaica Rector (2001-04).
- For his career, Sissom has 36 touchdown receptions - a new Washburn record -- and he needs three to break MIAA's career record of 38, also held by Rector.
- His 152 catches rank No. 2 second on the all-time chart. He needs 19 to break Dritlein's record of 170 for a career.
- Sissom's 226 points for his career ties the school record held by Troy Slusser (1985-88).
- Sissom's 37 total touchdowns for a career is also tied with Slusser for the school record.

## Grant Gould and the tackle charts

Senior linebacker Grant Gould, has started the last 31 games and became Washburn's all-time leading tackler with his 10 tackles against Western Washington. He has 353 career tackles which topped the 349 tackles recorded by Tony Scollieri (1994-97). Gould has already set the school record for assisted tackles (184) for a career and single-season (73) while at Washburn.

## Fletcher Terrell and the interception charts

Junior linebacker has been a ball hawk to start the season with three interceptions in two games this season. He has raised his career interception total to 12. He has recorded 326 interception yards in those returns and has returned two of those for touchdowns - his second coming on a 23-yard return against Western Washington last week. His other interception returned for a touchdown was on Sept. 20, 2003 vs Emporia State - a 60 yard return. The all-time interception leader is A.C. Poynter (1982-83) who had 13 in his career for the Ichabods. Terrell is already the Washburn career passes defended record holder with 44.

## Ichabods and the national polls. . .

The Ichabods and the Mules both received votes in last week's AFCA Coaches Poll. It is the first time in school history the Ichabods have received votes in the national poll as an NCAA Division II School. The Ichabods appeared at No. 25 in the D2Football.com national poll. The last time the Ichabods were in any national top 25 poll was when they were listed as No. 14 in the final NAIA Division I rankings of 1988.

## Up next . . .

The Ichabods will take on non-conference opponent Central Washington in Ellensburg on Sept. 17 and then return to MIAA play against Southwest Baptist in Bolivar on Sept. 24. The Ichabods' next home game will be on Oct. 1 against Pittsburg State.

## 2005 Players of the game -- as selected by Ichabod Coaching Staff

Game	Off. Skill	Def. Skill	Special Teams	Off. Line	Def. Line	Work Team Off.	Work Team Def.	Big Hit
CSM	Sam Sissom, WR	Fletcher Terrell, DB	Connor Sabel, PK Jeff Scott, LS	Dan Schneider, C	Dustin Moyer, DE	David Becker, OL	James Daniels, LB	Rawshawn Bland, FB
WWU	Trent Hearn, RB	Josh Looney, LB	Jarod Tetuan, WR Aaron Gardiner, WR	Jeff Rickard, RG	Trey Lewis, DT	Joe Hastings, WR	Ben Bianchino, DT	Trent Hearn, RB
CMSU								
CWU								
SBU								
PSU								
NWMSU								
TSU								
ESU								
MSSU								
MWSU								



## The last time it happened . . .

### 400 Passing Yards

12/4/04 vs Northern State - Tyler Schuerman (400 yards)

### 300 Passing Yards

8/27/2005 vs Colorado Mines - Jordan Brill (348 yards)

### 40 Pass Attempts

10/26/02 vs Missouri Western - Dustin Hickel (42 attempts)

### 20 Pass Completions

12/4/04 vs Northern State - Tyler Schuerman (23 completions)

### 100 Receiving Yards

12/4/04 vs Northern State - Mike Odupitan (119 yards - 8 receptions)

### 200 Receiving Yards

8/27/2005 vs Colorado Mines - Sam Sissom (231 yards - 7 receptions)

### 100 Rushing Yards

8/27/2005 vs Colorado Mines - Trent Hearn (106 yards - 21 carries)

### 175 Rushing Yards

10/25/03 vs Missouri-Rolla - Trent Hearn (175 - 29 carries)

### Kickoff returned for a touchdown

11/15/03 vs Missouri Southern - Mike Odupitan (89 yards)

### Punt returned for a touchdown

10/9/04 vs Southwest Baptist - Fletcher Terrell 24-yard return (in endzone off Chris Brown blocked punt)

### Punt returned for a touchdown (not on a blocked punt)

11/6/04 vs Missouri Southern - Sam Sissom - 66 yards

### Interception returned for a touchdown

9/3/05 vs Western Washington - Fletcher Terrell (23 yards)

### Fumble Recovery for a touchdown

9/25/04 vs Northwest Missouri - Mitch Birt (Recovery in endzone after sack)

### 500 Yards in Team Total Offense

12/4/04 vs Northern State - (543 total yards)

### 600 Yards in Team Total Offense

11/9/02 vs Missouri-Rolla (612 total yards)

### 30 First Downs

12/4/04 vs Northern State - (543 total yards - 13 rushing, 15 passing, 2 penalty)

### Overtime Game

9/20/03 vs Emporia State - (loss 35-28 in one overtime)

### Double Overtime Game

10/26/02 vs Missouri Western - (loss 34-28 in double overtime)

### Last Time Shutout

11/7/98 vs Central Missouri - (loss 37-0 -- a streak of 70 games without one)

### Last Time Washburn Recorded a shutout

9/18/04 vs Truman State- (win 62-0) -- a streak of 10 games

## 2005 AFCA Poll #3

	Rec.	Pts.	Prv.
1. Valdosta St. (Ga.) (24)	2-0	624	1
2. Grand Valley St. (Mich.) (1)	2-0	595	2
3. Texas A&M-Kingsville	2-0	563	3
4. North Dakota	2-0	555	4
5. Nebraska-Omaha	2-0	511	7
6. Carson-Newman (Tenn.)	2-0	509	6
7. East Stroudsburg (Pa.)	2-0	442	8
8. Pittsburg St. (Kan.)	1-1	407	11
9. Delta St. (Miss.)	1-1	374	9
10. Northwest Missouri St.	1-1	372	5
11. Tuskegee (Ala.)	1-0	363	13
12. Saginaw Valley St. (Mich.)	1-0	357	14
13. Catawba (N.C.)	2-0	295	17
14. Arkansas Tech	1-0	289	15t
5. St. Cloud State (Minn.)	2-0	251	18
16. South Dakota	2-0	229	20
17. Albany St. (Ga.)	1-1	222	10
18. Michigan Tech	2-0	211	19
19. Edinboro (Pa.)	1-1	156	12
20. Tarleton St. (Texas)	1-0	139	22
21. Northwood (Mich.)	1-1	133	21
22. C.W. Post (N.Y.)	1-0	79	23
23. Missouri Western St.	2-0	60	NR
24. Central Oklahoma	1-1	53	25
25. West Chester (Pa.)	1-1	47	15t

Others Receiving Votes: Bloomsburg (Pa.), 41; Central Arkansas, 40; Central Missouri St., 40; Washburn (Kan.), 35; Shepherd (W.V.), 24; Harding (Ark.), 22; Presbyterian (S.C.), 21; North Alabama, 18; Southeastern Oklahoma St., 17; California (Pa.), 10; Minnesota St.-Mankato, 10; Winona St. (Minn.), 6; Wingate (N.C.), 4; Bemidji St. (Minn.), 1.

## D2Football.com Poll #3

	Record	Last week
1 Valdosta State	2-0	1
2 Grand Valley	2-0	2
3 North Dakota	2-0	3
4 East Stroudsburg	2-0	5
5 Texas A&M-Kingsville	2-0	7
6 Nebraska-Omaha	2-0	8
7 Delta State	1-1	6
8 Pittsburg State	1-1	9
9 Carson-Newman	2-0	12
10 Northwest Missouri	1-1	4
11 South Dakota	2-0	13
12 Saginaw Valley	1-0	14
13 St. Cloud	2-0	18
14 Edinboro	1-1	10
15 Northwood	1-1	15
16 Arkansas Tech	1-0	16
17 Michigan Tech	2-0	17
18 Bloomsburg	2-0	24
19 Albany State	1-1	11
20 Catawba	2-0	23
21 Tuskegee	1-0	21
22 Washburn	2-0	25
23 West Chester	1-1	19
24 Central Missouri	2-0	NR
25 Southeastern Oklahoma	1-0	NR



## ICHABOD OFFENSE

### Quarterback

- 10 Jordan Brill . . . . . (6-4, 225, So.)  
9 Tommy Mangino . . . . . (5-11, 185, So.)

### Running back

- 6 Trent Hearn . . . . . (6-1, 220, Jr.)  
21 A.J. Patterson . . . . . (5-10, 200, So.)

### Fullback

- 30 Rawshawn Bland . . . . . (5-10, 237, Sr.)  
31 Chris McCann . . . . . (5-9, 207, Jr.)

### Wide Receiver (X)

- 5 Mike Odupitan . . . . . (6-1, 205, Sr.)  
7 Cason Lehman . . . . . (6-1, 210, Sr.)

### Wide Receiver (Z)

- 83 Sam Sissom . . . . . (6-0, 195, Sr.)  
23 Jarod Tetuan . . . . . (5-11, 198, So.)

### Tight End (Y)

- 80 Jeff Scott . . . . . (6-4, 263, Sr.)  
32 James Martin . . . . . (6-2, 252, So.)

### Left Tackle

- 77 Jim Holland . . . . . (6-7, 287, Sr.)  
51 Pat Mack . . . . . (6-4, 276, Jr.)

### Left Guard

- 70 Rudy Su'e . . . . . (6-1, 301, Sr.)  
64 Eric Eisenbarth . . . . . (6-2, 276, So.)

### Center

- 54 Dan Schneider . . . . . (6-0, 283, Jr.)  
59 David Becker . . . . . (6-2, 293, Fr-Rs.)

### Right Guard

- 65 Jeff Rickard . . . . . (6-3, 296, So.)  
63 Matt Neely . . . . . (6-2, 247, So.)

### Right Tackle

- 64 Andy Kavanaugh . . . . . (6-3, 294, Fr-Rs.)  
79 Brian Strand . . . . . (6-4, 306, Jr.)

## ICHABOD DEFENSE

### Defensive End

- 90 Eric Lawrence . . . . . (6-2, 246, Fr-Rs.)  
93 Andre King . . . . . (6-1, 255, Jr.)

### Defensive Tackle

- 76 Trey Lewis . . . . . (6-3, 276, Jr.)  
99 Nick Bull . . . . . (6-2, 295, Jr.)

### Defensive Tackle

- 13 Roy Sims . . . . . (6-6, 295, Jr.)  
98 Zach Hemmerling . . . . . (6-5, 279, Jr.)

### Defensive End

- 72 Cody Huenefeld . . . . . (6-1, 267, Jr.)  
93 Andre King . . . . . (6-1, 255, Jr.)

### Outside Linebacker

- 22 Aaron Neal . . . . . (6-0, 217, Jr.)  
24 Henry Talley . . . . . (6-1, 204, Jr.)

### Inside Linebacker

- 44 Michael Gonzalez . . . . . (5-11, 223, Sr.)  
57 Aaron Hicks . . . . . (6-0, 227, So.)

### Inside Linebacker

- 36 Grant Gould . . . . . (6-3, 237, Sr.)  
48 Terrell Cobb . . . . . (6-0, 221, Sr.)

### Outside Linebacker

- 39 Josh Looney . . . . . (6-2, 229, Sr.)  
1 Chris Brown . . . . . (5-10, 200, Jr.)

### Cornerback

- 2 Fletcher Terrell . . . . . (6-1, 190, Jr.)  
19 Marquetis Burgess . . . . . (5-11, 185, Jr.)

### Cornerback

- 28 Calvin Stuckey . . . . . (6-2, 193, Sr.)  
25 Xavier Beckford . . . . . (5-11, 183, Fr-Rs.)

### Free Safety

- 33 Adam Ewy . . . . . (6-1, 201, So.)  
20 Erin Beck . . . . . (5-11, 195, So.)

## ICHABOD SPECIALISTS

### Punter

- 47 Curt Massey . . . . . (6-1, 220, Sr.)  
35 Ben Boswell . . . . . (6-0, 179, Jr.)

### PAT/FG

- 86 Connor Sabel . . . . . (6-2, 180, Jr.)  
88 Adam Azeltine . . . . . (6-0, 181, Jr.)

### Kickoffs

- 86 Connor Sabel . . . . . (6-2, 180, Jr.)  
88 Adam Azeltine . . . . . (6-0, 181, Jr.)

### Long Snapper

- 80 Jeff Scott . . . . . (6-4, 263, Sr.)  
56 Aaron Hicks . . . . . (6-0, 227, Fr-Rs.)

### Short Snapper

- 80 Jeff Scott . . . . . (6-4, 263, Sr.)  
98 Zach Hemmerling . . . . . (6-5, 279, Jr.)

### Holder

- 7 Cason Lehman . . . . . (6-1, 210, Sr.)  
23 Jarod Tetuan . . . . . (5-11, 198, So.)

### Punt Return

- 23 Jarod Tetuan . . . . . (5-11, 198, So.)  
83 Sam Sissom . . . . . (6-0, 195, Sr.)

### Kickoff Return

- 5 Mike Odupitan . . . . . (6-1, 205, Sr.)  
23 Jarod Tetuan . . . . . (5-11, 198, So.)



## MULES OFFENSE

### Wide Receiver (Z)

- 84 IMANI BUTLER . . . . . (5-9, 160, Fr-Rs.)  
13 Brooks Faddis . . . . . (5-9, 175, Fr-Rs.)

### Tight End

- 89 ZACH ZWILLING . . . . . (6-6, 270, So.-1L)  
88 Ted Maxwell . . . . . (6-4, 250, Jr.-1L)

### Left Tackle

- 61 ANDY VIEBROCK . . . . . (6-4, 286, Jr.-2L)  
68 Ryan Barnes . . . . . (6-5, 320, Sr.-1L)

### Left Guard

- 60 COOPER BANKS . . . . . (6-2, 292, Sr.-3L)  
56 Mike Gunselman . . . . . (6-3, 304, Fr.)

### Center

- 50 MIKE POPE . . . . . (6-0, 280, Jr.-Tr)  
67 Jon Lindquist . . . . . (6-3, 283, Sr.-3L)

### Right Guard

- 72 JON BOOKS . . . . . (6-5, 270, So.-1L)  
65 A.J. Baugh . . . . . (6-3, 290, So.-1L)

### Right Tackle

- 54 DARRYL GRACE . . . . . (6-2, 308, Sr.-1L)  
72 Jon Books . . . . . (6-5, 270, So.-1L)

### Wide Receiver (X)

- 80 MICAH HEFNER . . . . . (5-11, 184, Sr.-1L)  
19 Matt Jacobsen . . . . . (5-11, 185, Jr.-Tr)

### Wide Receiver (F)

- 3 DELANIE WALKER . . . . . (6-2, 240, Sr.-1L)  
85 Jason McCartney . . . . . (6-2, 215, So.-1L)

### Quarterback

- 1 MIKE SPIEGEL . . . . . (6-1, 195, Jr.-2L)  
11 Toby Korrodi . . . . . (6-4, 240, Jr.-Tr)

### Running Back

- 28 WILL CALDWELL . . . . . (5-9, 220, Jr.-Tr)  
22 Jim Bouknight . . . . . (5-10, 190, So.-1L)

## MULES DEFENSE

### Defensive End

- 46 DANNY TUTTLE . . . . . (6-0, 245, Sr.-3L)  
55 Derek Lampkin . . . . . (6-3, 265, So.-1L)

### Defensive Tackle

- 93 MAURICE WHITE . . . . . (6-4, 281, Sr.-Tr)  
77 Tyler Nay . . . . . (6-1, 265, Fr-Rs.)

### Nose Guard

- 44 FREDDIE MCGOWEN . . . . . (6-5, 255, Jr.-Tr)  
90 Sam Gibson . . . . . (6-3, 270, So.-1L)

### Defensive End

- 98 ANDREW JILLES . . . . . (6-4, 250, Jr.-Tr)  
95 Dallas Bryant . . . . . (6-3, 248, So.-1L)

### Strong Safety

- 24 ANDY HODGES . . . . . (5-9, 190, Sr.-3L)  
26 Dustin Patton . . . . . (6-0, 212, Jr.-2L)

### SAM Linebacker

- 7 RODRICK WASHINGTON . . . . . (6-0, 215, Jr.-Tr)  
45 Adrian Singletary . . . . . (5-9, 210, Fr-Rs.)

### Will Linebacker

- 16 GREG RACE . . . . . (6-0, 225, Sr.-2L)  
8 Glentrelle Ware . . . . . (6-1, 220, Jr.-Tr)

### BANDIT

- 35 KELLEN NESBITT . . . . . (6-0, 190, Jr.-2L)  
24 Andy Hodges . . . . . (5-9, 190, Sr.-3L)

### Cornerback

- 2 RoSHAWN MARSHALL . . . . . (5-10, 200, Jr.-Tr)  
4 Bruce Williams . . . . . (6-1, 187, So.-Rs)

### Free Safety

- 21 KENDALL RICKETTS . . . . . (5-10, 182, So.-1L)  
35 Kellen Nesbitt . . . . . (6-0, 190, Jr.-2L)

### Cornerback

- 23 RICKYARMSTRONG . . . . . (5-11, 185, Sr.-2L)  
4 Bruce Williams . . . . . (6-1, 187, So.-Rs)

## MULES SPECIALISTS

### Placekicker (Kickoffs)

- 41 MATT FRANKEL . . . . . (6-0, 200, So.-1L)  
6 Spencer Webb . . . . . (5-10, 130, Fr.)

### Placekicker (PAT's/FGA's)

- 6 SPENCER WEBB . . . . . (5-10, 130, Fr.)  
20 Eric Shaffer . . . . . (5-11, 180, Fr.)

### Punter

- 41 MATT FRANKEL . . . . . (6-0, 200, So.-1L)  
99 Bryan Harris . . . . . (6-3, 200, Fr.)

### Long Snapper

- 31 SPENCER FOSTER . . . . . (5-10, 205, Fr-Rs.)  
72 Jon Books . . . . . (6-5, 270, So.-1L)

### Holder

- 1 MIKE SPIEGEL . . . . . (6-1, 195, Jr.-2L)  
35 Kellen Nesbitt . . . . . (6-0, 190, Jr.-2L)

### Kickoff Return

- 3 DELANIE WALKER . . . . . (6-2, 240, Sr.-1L)  
84 IMANI BUTLER . . . . . (5-9, 160, Fr-Rs.)

### Punt Return

- 3 DELANIE WALKER . . . . . (6-2, 240, Sr.-1L)  
2 RoShawn Marshall . . . . . (5-10, 200, Jr.-Tr)





\*=Number of Letters

**Head Coach:** Craig Schurig

**Assistant Coaches:** Brian Miller, Chris Brown, Rob Robinson, David Trupp and Cooper Harris

**Graduate Assistant Coaches:** Zac Nally, Dion Menelev, Justin Schreiber and Cassidy McCrite

# 2005 Results (2-0, 0-0 MIAA)

Date	Opponent	Score	Time	Attend
Aug 27	at #14 Colorado Mines	W 28-17	2:58	2143
Sep 03	WESTERN WASHINGTON	W 31-21	3:03	4765

## Team Statistics

	WU	OPP
SCORING	59	38
Points Per Game	29.5	19.0
FIRST DOWNS	40	42
Rushing	17	15
Passing	20	24
Penalty	3	3
RUSHING YARDAGE	370	213
Yards gained rushing	449	290
Yards lost rushing	79	77
Rushing Attempts	84	61
Average Per Rush	4.4	3.5
Average Per Game	185.0	106.5
TDs Rushing	4	1
PASSING YARDAGE	547	569
Att-Cmp-Int	43-25-1	92-54-5
Average Per Pass	12.7	6.2
Average Per Catch	21.9	10.5
Average Per Game	273.5	284.5
TDs Passing	3	4
TOTAL OFFENSE	917	782
Total Plays	127	153
Average Per Play	7.2	5.1
Average Per Game	458.5	391.0
KICK RETURNS: #-YARDS	8-153	7-140
PUNT RETURNS: #-YARDS	2-9	5-68
INT RETURNS: #-YARDS	5-38	1-3
KICK RETURN AVERAGE	19.1	20.0
PUNT RETURN AVERAGE	4.5	13.6
INT RETURN AVERAGE	7.6	3.0
FUMBLES-LOST	6-4	7-3
PENALTIES-YARDS	18-157	6-60
Average Per Game	78.5	30.0
PUNTS-YARDS	9-351	8-260
Average Per Punt	39.0	32.5
Net punt average	27.0	28.9
TIME OF POSSESSION/GAME	28:50	31:10
3RD-DOWN CONVERSIONS	9/24	6/28
3rd-Down Pct	38%	21%
4TH-DOWN CONVERSIONS	1/2	5/10
4th-Down Pct	50%	50%
SACKS BY-YARDS	7-33	6-51
MISC YARDS	0	20
TOUCHDOWNS SCORED	8	5
FIELD GOALS-ATTEMPTS	1-2	1-1
PAT-ATTEMPTS	8-8	5-5
ATTENDANCE	4765	2143
Games/Avg Per Game	1/4765	1/2143
Neutral Site Games		0/0

PTS BY QUARTERS	1st	2nd	3rd	4th	Total
Washburn	31	21	7	0	59
Opponents	7	17	7	7	38

## Offensive Statistics

Rushing	GP	Att	Gain	Loss	Net	Avg	TD	Long	Avg/G
Hearn,Trent	2	37	205	5	200	5.4	2	31	100.0
Mosley,Ra'Shawn	2	27	144	12	132	4.9	1	23	66.0
Walker,Brandon	1	3	84	3	81	27.0	1	78	81.0
Odupitan,Mike	2	2	7	3	4	2.0	0	7	2.0
Patterson,A.J.	2	2	2	1	1	0.5	0	2	0.5
TM-Ichabods	2	5	0	5	-5	-1.0	0	0	-2.5
Brill,Jordan	2	8	7	50	-43	-5.4	0	6	-21.5
Total.....	2	84	449	79	370	4.4	4	78	185.0
Opponents.....	2	61	290	77	213	3.5	1	58	106.5

PASSING	G	Effic	Att-Cmp-Int	Pct	Yds	TD	Lng	Avg/G
Brill,Jordan	2	183.37	43-25-1	58.1	547	3	82	273.5
Total.....	2	183.37	43-25-1	58.1	547	3	82	273.5
Opponents.....	2	114.13	92-54-5	58.7	569	4	36	284.5

RECEIVING	G	No.	Yds	Avg	TD	Long	Avg/G
Sissom,Sam	2	7	231	33.0	3	82	115.5
Odupitan,Mike	2	10	176	17.6	0	38	88.0
Scott,Jeff	2	3	60	20.0	0	38	30.0
Tetuan,Jarod	2	2	47	23.5	0	49	23.5
Lehman,Cason	2	3	33	11.0	0	19	16.5
Total.....	2	25	547	21.9	3	82	273.5
Opponents.....	2	54	569	10.5	4	36	284.5

PUNT RETURNS	No.	Yds	Avg	TD	Long
Sissom,Sam	1	7	7.0	0	7
Tetuan,Jarod	1	2	2.0	0	2
Total.....	2	9	4.5	0	7
Opponents.....	5	68	13.6	0	29

INTERCEPTIONS	No.	Yds	Avg	TD	Long
Terrell,Fletcher	3	23	7.7	1	23
Beck,Erin	1	-1	-1.0	0	0
Stuckey,Calvin	1	16	16.0	0	16
Total.....	5	38	7.6	1	23
Opponents.....	1	3	3.0	0	3

# 2005 WASHBURN ICHABOD FOOTBALL



KICK RETURNS	No.	Yds	Avg	TD	Long
Odupitan,Mike	6	113	18.8	0	35
Tetuan,Jarod	2	40	20.0	0	26
<b>Total.....</b>	<b>8</b>	<b>153</b>	<b>19.1</b>	<b>0</b>	<b>35</b>
Opponents.....	7	140	20.0	0	51

FUMBLE RETURNS	No.	Yds	Avg	TD	Long
<b>Total.....</b>	<b>0</b>	<b>0</b>	<b>0.0</b>	<b>0</b>	<b>0</b>
Opponents.....	1	20	20.0	0	20

SCORING	TD	FGs	PAT Kick	PAT Rush	PAT Rcv	PAT Pass	Saf	PTS
Sissom,Sam	3	0-0	0-0	0-0	0	0-0	0	18
Hearn,Trent	2	0-0	0-0	0-0	0	0-0	0	12
Sabel,Connor	0	1-2	8-8	0-0	0	0-0	0	11
Walker,Brandon	1	0-0	0-0	0-0	0	0-0	0	6
Mosley,Ra'Shawn	1	0-0	0-0	0-0	0	0-0	0	6
Terrell,Fletcher	1	0-0	0-0	0-0	0	0-0	0	6
<b>Total.....</b>	<b>8</b>	<b>1-2</b>	<b>8-8</b>	<b>0-0</b>	<b>0</b>	<b>0-0</b>	<b>0</b>	<b>59</b>
Opponents.....	5	1-1	5-5	0-0	0	0-0	0	38

TOTAL OFFENSE	G	Plays	Rush	Pass	Total	Avg/G
Brill,Jordan	2	51	-43	547	504	252.0
Hearn,Trent	2	37	200	0	200	100.0
Mosley,Ra'Shawn	2	27	132	0	132	66.0
Walker,Brandon	1	3	81	0	81	81.0
Odupitan,Mike	2	2	4	0	4	2.0
Patterson,A.J.	2	2	1	0	1	0.5
TM-Ichabods	2	5	-5	0	-5	-2.5
<b>Total.....</b>	<b>2</b>	<b>127</b>	<b>370</b>	<b>547</b>	<b>917</b>	<b>458.5</b>
Opponents.....	2	153	213	569	782	391.0

PUNTING	No.	Yds	Avg	Long	TB	FC	I20	Blkd
Massey,Curtis	9	351	39.0	53	2	0	1	0
<b>Total.....</b>	<b>9</b>	<b>351</b>	<b>39.0</b>	<b>53</b>	<b>2</b>	<b>0</b>	<b>1</b>	<b>0</b>
Opponents.....	8	260	32.5	39	1	1	4	0

KICKOFFS	No.	Yds	Avg	TB	OB	Retn	Net	YdLn
Sabel,Connor	11	666	60.5	3	1			
<b>Total.....</b>	<b>11</b>	<b>666</b>	<b>60.5</b>	<b>3</b>	<b>1</b>	<b>140</b>	<b>42.4</b>	<b>22</b>
Opponents.....	8	463	57.9	0	0	153	38.8	26

## ALL PURPOSE

	G	Rush	Rec	PR	KOR	IR	Tot	Avg/G
Odupitan,Mike	2	4	176	0	113	0	293	146.5
Sissom,Sam	2	0	231	7	0	0	238	119.0
Hearn,Trent	2	200	0	0	0	0	200	100.0
Mosley,Ra'Shawn	2	132	0	0	0	0	132	66.0
Tetuan,Jarod	2	0	47	2	40	0	89	44.5
Walker,Brandon	1	81	0	0	0	0	81	81.0
Scott,Jeff	2	0	60	0	0	0	60	30.0
Lehman,Cason	2	0	33	0	0	0	33	16.5
Terrell,Fletcher	2	0	0	0	0	23	23	11.5
Stuckey,Calvin	2	0	0	0	0	16	16	8.0
Patterson,A.J.	2	1	0	0	0	0	1	0.5
Beck,Erin	2	0	0	0	0	-1	-1	-0.5
TM-Ichabods	2	-5	0	0	0	0	-5	-2.5
Brill,Jordan	2	-43	0	0	0	0	-43	-21.5
<b>Total.....</b>	<b>2</b>	<b>370</b>	<b>547</b>	<b>9</b>	<b>153</b>	<b>38</b>	<b>1117</b>	<b>558.5</b>
Opponents.....	2	213	569	68	140	3	993	496.5

FIELD GOALS	FGM-FGA	Pct	01-19	20-29	30-39	40-49	50+	Blk
Sabel,Connor	1-2	50.0	0-0	0-0	0-0	1-2	0-0	0

## FG SEQUENCE


	Washburn	OPPONENTS
Colorado Mines	-	(38)
Western Washington	45,(41)	-

## Defensive Statistics

	GP	UT	AT	TT	TFL	Sacks	Int-Yds	PD	QBH	FR-Yds	FF	BLK	Saf
Gould,Grant	2	8	14	22	2-15	2-15	.	1	1	1-0	1	.	.
Cobb,Terrell	2	6	12	18	.	.	.	.	.	1-0	2	.	.
Beck,Erin	2	4	11	15	.	.	1--1	.	.	.	.	.	.
Lawrence,Eric	2	2	8	10	1-1	1-1	.	.	.	.	.	.	.
Terrell,Fletcher	2	4	5	9	.	.	3-23	2	.	.	.	.	.
Gonzalez,Mike	2	4	5	9	.	.	.	3	.	1-0	.	.	.
Beckford,Xavier	2	7	1	8	.	.	.	1	.	.	.	.	.
Neal,Aaron	2	2	6	8	.	.	.	.	.	.	.	.	.
Lewis,Trey	2	5	2	7	1-7	1-7	.	.	.	.	1	.	.
Looney,Josh	2	3	4	7	1-1	1-1	.	.	.	.	1	.	.
Talley,Henry	2	5	1	6	.	.	.	.	.	.	.	.	.
Huenefeld,Cody	2	4	1	5	2-12	.	.	1	.	.	.	.	.
Ewy,Adam	2	1	4	5	.	.	.	1	.	.	.	.	.
Hemmerling,Zach	2	2	3	5	1-6	1-6	.	.	.	.	.	.	.
Stuckey,Calvin	2	2	2	4	.	.	1-16	1	.	.	.	.	.
Brown,Chris	2	1	3	4	.	.	.	.	.	.	.	.	.
Bull,Nick	2	2	2	4	1-1	.	.	.	.	.	.	.	.
Sims,Roy	2	1	2	3	1-2	1-2	.	.	.	.	.	.	.
Tetuan,Jarod	2	1	2	3	.	.	.	.	.	.	.	.	.
Moyer,Dustin	1	1	2	3	2-1	2-1	.	1	.	.	.	.	.
King,Andre	2	2	1	3	1-15	.	.	.	.	.	.	.	.
Lebahn,Jake	2	1	1	2	1-16	.	.	.	.	.	.	.	.
Scott,Jeff	2	.	2	2	.	.	.	.	.	.	.	.	.
Bland,Rawshawn	2	1	1	2	.	.	.	.	.	.	.	.	.
Lehman,Cason	2	.	2	.	.	.	.	.	.	.	.	.	.
Burgess,Marquetis	1	.	1	1	.	.	.	.	.	.	.	.	.
<b>Total.....</b>	<b>2</b>	<b>71</b>	<b>96</b>	<b>167</b>	<b>14-77</b>	<b>7-33</b>	<b>5-38</b>	<b>11</b>	<b>1</b>	<b>3-0</b>	<b>5</b>	<b>.</b>	<b>.</b>
Opponents.....	2	62	85	147	17-77	6-51	1-3	4	.	4-20	6	.	.



# 2005 WASHBURN ICHABOD FOOTBALL



## Game By Game Rushing

	No-Yds/TD	CSM	WWU	CMSU	CWU	SBU	PSU	NWMSU	TSU	ESU	MSSU	MWSU
Hearn,Trent RB	37-200/2	21-106/1	16-94/1									
Mosley,Ra'Shawn RB	27-132/1	13-68/0	14-64/1									
Walker,Brandon QB	3-81/1	DNP	3-81/1									
Odupitan,Mike WR	2-4/0	1--3/0	1-7/0									
Patterson,A.J. RB	2-1/0	1--1/0	1-2/0									
Ichabods	5--5/0	3--3/0	2--2/0									
Brill,Jordan QB	8--43/0	3--23/0	5--20/0									

## Game By Game Receiving

	No-Yds/D	CSM	WWU	CMSU	CWU	SBU	PSU	NWMSU	TSU	ESU	MSSU	MWSU
Sissom,Sam WR	7-231/3	7-231/3	-									
Odupitan,Mike WR	10-176/0	4-57/0	6-119/0									
Scott,Jeff TE	3-60/0	3-60/0	-									
Tetuan,Jarod WR	2-47/0	-	2-47/0									
Lehman,Cason WR	3-33/0	-	3-33/0									

## Game By Game Passing

#10 Brill, Jordan	Att	Comp	Int	Pct	Yards	TD	Long	Sack	Yds	Effic
Colorado Mines	25	14	1	56.0	348	3	82	2	23	204.5
Western Washington	18	11	0	61.1	199	0	49	4	28	154.0
TOTALS	43	25	1	58.1	547	3	82	6	51	183.4

## Game By Game Punt Returns

	No-Yds	CSM	WWU	CMSU	CWU	SBU	PSU	NWMSU	TSU	ESU	MSSU	MWSU
Sissom,Sam	1-7	-	1-7									
Tetuan,Jarod	1-2	1-2	-									


## Game By Game Kickoff Returns

	No-Yds	CSM	WWU	CMSU	CWU	SBU	PSU	NWMSU	TSU	ESU	MSSU	MWSU
Odupitan,Mike	6-113	3-49	3-64									
Tetuan,Jarod	2-40	1-14	1-26									

## Game By Game Punting

Curtis Massey	No	Yds	Avg	Long	Blkd	TB	FC	50+	I20
Colorado Mines	5	207	41.4	48	0	2	0	0	0
Western Washington	4	144	36.0	53	0	0	0	2	1
Totals	9	351	39.0	53	0	2	0	2	1





## INDIVIDUAL GAME HIGHS

Rushes	21	Hearn,Trent at Colorado Mines (Aug 27)
Yards Rushing	106	Hearn,Trent at Colorado Mines (Aug 27)
TD Rushes	1	Hearn,Trent at Colorado Mines (Aug 27)
		Walker,Brandon vs Western Washington (Sep 03)
		Mosley,Ra'Shawn vs Western Washington (Sep 03)
		Hearn,Trent vs Western Washington (Sep 03)
Long Rush	78	Walker,Brandon vs Western Washington (Sep 03)
Pass attempts	25	Brill,Jordan at Colorado Mines (Aug 27)
Pass completions	14	Brill,Jordan at Colorado Mines (Aug 27)
Yards Passing	348	Brill,Jordan at Colorado Mines (Aug 27)
TD Passes	3	Brill,Jordan at Colorado Mines (Aug 27)
Long Pass	82	Brill,Jordan at Colorado Mines (Aug 27)
Receptions	7	Sissom,Sam at Colorado Mines (Aug 27)
Yards Receiving	231	Sissom,Sam at Colorado Mines (Aug 27)
TD Receptions	3	Sissom,Sam at Colorado Mines (Aug 27)
Long Reception	82	Sissom,Sam at Colorado Mines (Aug 27)
Field Goals	1	Sabel,Connor vs Western Washington (Sep 03)
Long Field Goal	41	Sabel,Connor vs Western Washington (Sep 03)
Punts	5	Massey,Curtis at Colorado Mines (Aug 27)
Punting Avg	41.4	Massey,Curtis at Colorado Mines (Aug 27)
Long Punt	53	Massey,Curtis vs Western Washington (Sep 03)
Long Punt Return	7	Sissom,Sam vs Western Washington (Sep 03)
Long Kickoff Return	35	Odupitan,Mike vs Western Washington (Sep 03)
Tackles	12	Gould,Grant at Colorado Mines (Aug 27)
Sacks	2.0	Gould,Grant at Colorado Mines (Aug 27)
		Moyer,Dustin at Colorado Mines (Aug 27)
Tackles For Loss	2.0	Gould,Grant at Colorado Mines (Aug 27)
		Huenefeld,Cody at Colorado Mines (Aug 27)
		Moyer,Dustin at Colorado Mines (Aug 27)
Interceptions	2	Terrell,Fletcher at Colorado Mines (Aug 27)

## TEAM GAME HIGHS

Rushes	42	at Colorado Mines (Aug 27)
		vs Western Washington (Sep 03)
Yards Rushing	226	vs Western Washington (Sep 03)
Yards Per Rush	5.4	vs Western Washington (Sep 03)
TD Rushes	3	vs Western Washington (Sep 03)
Pass attempts	25	at Colorado Mines (Aug 27)
Pass completions	14	at Colorado Mines (Aug 27)
Yards Passing	348	at Colorado Mines (Aug 27)
Yards Per Pass	13.9	at Colorado Mines (Aug 27)
TD Passes	3	at Colorado Mines (Aug 27)
Total Plays	67	at Colorado Mines (Aug 27)
Total Offense	492	at Colorado Mines (Aug 27)
Yards Per Play	7.3	at Colorado Mines (Aug 27)
Points	31	vs Western Washington (Sep 03)
Sacks By	4	at Colorado Mines (Aug 27)
First Downs	21	vs Western Washington (Sep 03)
Penalties	11	vs Western Washington (Sep 03)
Penalty Yards	93	vs Western Washington (Sep 03)
Turnovers	3	vs Western Washington (Sep 03)
Interceptions By	4	at Colorado Mines (Aug 27)

## OPPONENT INDIVIDUAL GAME HIGHS

Rushes	16	Garrett Mehl, at Colorado Mines (Aug 27)
Yards Rushing	50	Monrean,James, vs Western Washington (Sep 03)
TD Rushes	1	Olson,Andy, vs Western Washington (Sep 03)
Long Rush	58	Monrean,James, vs Western Washington (Sep 03)
Pass attempts	45	Garrett Mehl, at Colorado Mines (Aug 27)
Pass completions	29	Garrett Mehl, at Colorado Mines (Aug 27)
Yards Passing	281	Garrett Mehl, at Colorado Mines (Aug 27)
TD Passes	2	Garrett Mehl, at Colorado Mines (Aug 27)
		Monrean,James, vs Western Washington (Sep 03)
Long Pass	36	Monrean,James, vs Western Washington (Sep 03)
Receptions	12	Justin Gallas, at Colorado Mines (Aug 27)
Yards Receiving	148	Justin Gallas, at Colorado Mines (Aug 27)
TD Receptions	1	Justin Gallas, at Colorado Mines (Aug 27)
		Corey Huck, at Colorado Mines (Aug 27)
		Olson,Andy, vs Western Washington (Sep 03)
		Tuggle,Darrius, vs Western Washington (Sep 03)
Long Reception	36	Olson,Andy, vs Western Washington (Sep 03)
Field Goals	1	Aaron Abel, at Colorado Mines (Aug 27)
Long Field Goal	38	Aaron Abel, at Colorado Mines (Aug 27)
Punts	5	Anderson,Corbin, vs Western Washington (Sep 03)
Punting Avg	33.0	Danny Medina, at Colorado Mines (Aug 27)
Long Punt	39	Anderson,Corbin, vs Western Washington (Sep 03)
Long Punt Return	29	Justin Gallas, at Colorado Mines (Aug 27)
Long Kickoff Return	51	Justin Gallas, at Colorado Mines (Aug 27)
Tackles	11	Luke Salmans, at Colorado Mines (Aug 27)
		Kyle Smith, at Colorado Mines (Aug 27)
		Jared Heath, at Colorado Mines (Aug 27)
Sacks	2.0	Jared Heath, at Colorado Mines (Aug 27)
Tackles For Loss	3.0	Jared Heath, at Colorado Mines (Aug 27)
Interceptions	1	Nick Gilbreath, at Colorado Mines (Aug 27)

## OPPONENT TEAM GAME HIGHS

Rushes	32	vs Western Washington (Sep 03)
Yards Rushing	137	vs Western Washington (Sep 03)
Yards Per Rush	4.3	vs Western Washington (Sep 03)
TD Rushes	1	vs Western Washington (Sep 03)
Pass attempts	53	at Colorado Mines (Aug 27)
Pass completions	32	at Colorado Mines (Aug 27)
Yards Passing	303	at Colorado Mines (Aug 27)
Yards Per Pass	6.8	vs Western Washington (Sep 03)
TD Passes	2	at Colorado Mines (Aug 27)
		vs Western Washington (Sep 03)
		at Colorado Mines (Aug 27)
Total Plays	82	at Colorado Mines (Aug 27)
Total Offense	403	vs Western Washington (Sep 03)
Yards Per Play	5.7	vs Western Washington (Sep 03)
Points	21	vs Western Washington (Sep 03)
Sacks By	4	vs Western Washington (Sep 03)
First Downs	23	at Colorado Mines (Aug 27)
Penalties	6	vs Western Washington (Sep 03)
Penalty Yards	60	vs Western Washington (Sep 03)
Turnovers	5	at Colorado Mines (Aug 27)
Interceptions By	1	at Colorado Mines (Aug 27)



After trading possessions with the Orediggers, Brill and Sissom hooked up again for an 82-yard touchdown to put the Ichabods up 14-0. The Ichabods would increase their lead to 21-0 after Sissom caught his final TD pass capping a 7-play, 97-yard drive after the Ichabod defense held the Orediggers out of the endzone from inside the Washburn 10

Washburn	14	7	7	0	28
No. 14 Colorado Mines	0	3	7	7	17

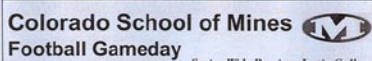
WU 14:33 Sissom,Sam 62 yd pass from Brill,Jordan  
Sabel,Connor kick  
WU 10:06 Sissom,Sam 82 yd pass from Brill,Jordan  
Sabel,Connor kick

WU 00:29 Sissom,Sam 6 yd pass from Brill,Jordan -  
Sabel,Connor kick

CSM	11:54	Corey Huck 6 yd pass from Garrett Mehl		
Aaron Abel kick	8-49	2:58	21	10

Sabel,Connor kick

CSM 06:46 Justin Gallas 7 yd pass from Garrett Mehl  
Aaron Abel kick



Colorado Mines added a touchdown late, but would not get any closer.

Senior Grant Gould had 12 tackles including two sacks for the Ichabods, giving him 343 for his career, needing seven to break the current school record of 349 held by Tony Scollieri.

	WU	CSM
FIRST DOWNS	19	23
Rushing	7	7
Passing	12	15
Penalty	0	1
NET YARDS RUSHING	144	76
Rushing Attempts	42	29
Average Per Rush	3.4	2.6
Yards Gained Rushing	181	107
Yards Lost Rushing	37	31
NET YARDS PASSING	348	303
Completions-Attempts-Int	14-25-1	32-53-4
Average Per Attempt	13.9	5.7
Average Per Completion	24.9	9.5
TOTAL OFFENSE YARDS	492	379
Total offense plays	67	82
Average Gain Per Play	7.3	4.6
Fumbles: Number-Lost	1-1	3-1
Penalties: Number-Yards	7-64	0-0
PUNTS-YARDS	5-207	3-99
Average Yards Per Punt	41.4	33.0
Net Yards Per Punt	24.8	32.3
Inside 20	0	2
KICKOFFS-YARDS	5-294	4-235
Average Yards Per Kickoff	58.8	58.8
Net Yards Per Kickoff	37.2	43.0
Touchbacks	2	0
Punt returns: Number-Yards-TD	1-2-0	3-43-0
Average Per Return	2.0	14.3
Kickoff returns: Number-Yds-TD	4-63-0	3-68-0
Average Per Return	15.8	22.7
Interceptions: Number-Yds-TD	4-15-0	1-3-0
Fumble Returns: Number-Yds-TD	0-0-0	1-20-0
Possession Time	27:50	32:10
Third-Down Conversions	6 of 14	3 of 15
Fourth-Down Conversions	0 of 1	5 of 7
Red-Zone Scores-Chances	2-2	2-4
Sacks By: Number-Yards	4-18	2-23
PAT Kicks	4-4	2-2

Field Goals				
Aaron Abel	2nd	00:03	38 yds	Good

TOPEKA -- The Washburn Ichabods improved to 2-0 with a 31-21 win over Western Washington on Saturday in Yager Stadium.

The Ichabods found themselves down early as the Vikings' All-America wide receiver Andy Olson scored on an 8-yard reverse putting Western Washington up 7-0. The Ichabods would crack the scoring column on the ensuing drive on a career-long 41-yard field goal by Connor Sabel.

Ra'Shawn Mosley put the Ichabods up for good as he capped a 58-yard drive with a 4-yard touchdown run.

The Ichabods scored again on the very next play from scrimmage as the Fletcher Terrell picked off a Jame Monrean pass and return it 23 yards for a touchdown to give the Ichabods a 17-7 lead before the end of the first quarter.

The Ichabods added another score as Brandon Walker came in at quarterback and scampered 78 yards for a touchdown to put the 'Bods up 24-7. Trent Hearn rushed 19 yards for a touchdown at the 6:17 mark of the


second quarter to put the Ichabods up 31-7, but that would be all the scoring for the Ichabods as they were shutout by the Vikings in the second half.

The Vikings' offense came alive as Monrean would hit Olson for a 35-yard touchdown strike with 4:09 left in the half and Darrius Tuggle for a 28-yard connection with 11 seconds left in the half to end the scoring for both teams.

Grant Gould became

Washburn's all-time leading tackler by collecting his 353rd of his career on the afternoon. He finished the game with 10 tackles, passing Tony Scollieri who had 349 for his career at Washburn. Terrell Cobb led the Ichabods with 11 tackles and a forced fumble.

The Ichabods racked up 425 yards in total offense behind Hearn's 94 yards rushing on 16 carries. Jordan Brill was 11 for 18 for 199 yards and Mike Odupitan had six catches for 119 yards.



#### Score by Quarters

Western Washington	7	14	0	0	21
Washburn	17	14	0	0	31

#### Scoring Summary

##### 1st Quarter

WWU	09:22	Olson, Andy	8 yd run
		Younggren, Ace	kick
WU	05:14	Sabel, Connor	41 yd field goal
WU	01:51	Mosley, Ra'Shawn	4 yd run
		Sabel, Connor	kick
WU	01:36	Terrell, Fletcher	23 yd interception return
		Sabel, Connor	kick

##### 2nd Quarter

WU	12:02	Walker, Brandon	78 yd run
		Sabel, Connor	kick
WU	06:17	Hearn, Trent	19 yd run
		Sabel, Connor	kick
WWU	04:09	Olson, Andy	35 yd pass from Monrean, James
		Younggren, Ace	kick
WWU	00:11	Tuggle, Darrius	28 yd pass from Monrean, James
		Younggren, Ace	kick

#### Team Stats

	WWU	WU
FIRST DOWNS	19	21
Rushing	8	10
Passing	9	8
Penalty	2	3
NET YARDS RUSHING	137	226
Rushing Attempts	32	42
Average Per Rush	4.3	5.4
Yards Gained Rushing	183	268
Yards Lost Rushing	46	42
NET YARDS PASSING	266	199
Completions-Attempts-Int	22-39-1	11-18-0
Average Per Attempt	6.8	11.1
Average Per Completion	12.1	18.1
TOTAL OFFENSE YARDS	403	425
Total offense plays	71	60
Average Gain Per Play	5.7	7.1
Fumbles: Number-Lost	4-2	5-3
Penalties: Number-Yards	6-60	11-93
PUNTS-YARDS	5-161	4-144
Average Yards Per Punt	32.2	36.0
50+ Yards	0	2
KICKOFFS-YARDS	4-228	6-372
Average Yards Per Kickoff	57.0	62.0
Net Yards Per Kickoff	34.5	46.7
Touchbacks	0	1
Punt returns: Number-Yards-TD	2-25-0	1-7-0
Average Per Return	12.5	7.0
Kickoff returns: Number-Yds-TD	4-72-0	4-90-0
Average Per Return	18.0	22.5
Interceptions: Number-Yds-TD	0-0-0	1-23-1
Fumble Returns: Number-Yds-TD	0-0-0	0-0-0
Miscellaneous Yards	0	0
Possession Time	30:10	29:50
Third-Down Conversions	3 of 13	3 of 10
Fourth-Down Conversions	0 of 3	1 of 1
Red-Zone Scores-Chances	1-1	2-2
Sacks By: Number-Yards	4-28	3-15
PAT Kicks	3-3	4-4

## Western Washington 21 Washburn 31

Sept. 3, 2005 • Topeka, Kan. • Yager Stadium  
Attendance: 4,765

#### Washburn

Rushing	No	Gain	Loss	Net	TD	Lg	Avg
Hearn, Trent	16	99	5	94	1	19	5.9
Walker, Brandon	3	84	3	81	1	78	27.0
Mosley, Ra'Shawn	14	70	6	64	1	13	4.6
Odupitan, Mike	1	7	0	7	0	7	7.0
Patterson, A.J.	1	2	0	2	0	2	2.0
TM-Ichabods	2	0	2	-2	0	0	-1.0
Brill, Jordan	5	6	26	-20	0	6	-4.0
Totals...	42	268	42	226	3	78	5.4

Passing	Att	Cmp	Int	Yds	TD	Long	Sack
Brill, Jordan	18	11	0	199	0	49	4
Totals...	18	11	0	199	0	49	4

Receiving	No.	Yds	TD	Long
Odupitan, Mike	6	119	0	38
Lehman, Cason	3	33	0	19
Tetuan, Jarod	2	47	0	49
Totals...	11	199	0	49

Punting	No.	Yds	Avg	Long	In20	TB
Massey, Curtis	4	144	36.0	53	1	0
Totals...	4	144	36.0	53	1	0

All Returns	No	Yds	Lg	No	Yds	Lg	No	Yds	Lg
Odupitan, Mike	0	0	0	3	64	35	0	0	0
Tetuan, Jarod	0	0	0	1	26	26	0	0	0
Sisson, Sam	1	7	7	0	0	0	0	0	0
Terrell, Fletcher	0	0	0	0	0	0	1	23	23
Totals...	1	7	7	4	90	35	1	23	23

#### Field Goals

Sabel, Connor	1st	11:16	45 yds	Missed
Sabel, Connor	1st	05:14	41 yds	Good

#### Western Washington

Rushing	No	Gain	Loss	Net	TD	Lg	Avg
Monrean, James	8	80	30	50	0	58	6.2
Carlyle, Jake	11	44	0	44	0	12	4.0
Jackson, Jordyn	5	30	0	30	0	13	6.0
Tuggle, Darrius	6	21	0	21	0	5	3.5
Olson, Andy	1	8	0	8	1	8	8.0
Team	1	0	16	-16	0	0	-16.0
Totals...	32	183	46	137	1	58	4.3

Passing	Att	Cmp	Int	Yds	TD	Long	Sack
Monrean, James	39	22	1	266	2	36	3
Totals...	39	22	1	266	2	36	3

Receiving	No.	Yds	TD	Long
Olson, Andy	6	105	1	36
Upchurch, Brett	6	76	0	20
Wilson, Matt	2	20	0	15
Carlyle, Jake	2	17	0	16
Yoney, Nick	2	12	0	6
Robinson, Chris	2	6	0	6
Tuggle, Darrius	1	28	1	28
Jackson, Jordyn	1	2	0	2
Totals...	22	266	2	36

Punting	No.	Yds	Avg	Long	In20	TB
Anderson, Corbin	5	161	32.2	39	2	1
Totals...	5	161	32.2	39	2	1

All Returns	No	Yds	Lg	No	Yds	Lg	No	Yds	Lg
Olson, Andy	1	19	19	0	0	0	0	0	0
Jackson, Jordyn	0	0	0	2	42	33	0	0	0
Dell, Casey	1	6	6	0	0	0	0	0	0
Russell, Zach	0	0	0	2	30	16	0	0	0
Totals...	2	25	19	4	72	33	0	0	0

#### Field Goals

no attempts