



Washburn (3-0, 1-0 MIAA) vs

Central Washington (1-2)

Sept. 17, 2005 • Tomlinson Field (4,000)

Ellensburg, Wash. • 3 p.m. CST



Fast Facts

Radio

AM580 WIBW with Bruce Steinbrock (play-by-play), Mark Elliott (color) and Jamie Overocker (sideline)

Coaches

Craig Schurig is 19-18 in his fourth season at Washburn. He is 13-15 against the MIAA. He has never faced the Wildcats. Schurig is a 1987 graduate of the School of Mines.

John Zamberlin is in his ninth season as the Wildcats head coach. He is 50-36 overall.

Tickets

Tickets for Washburn home games are available by calling the Washburn ticket office at (785) 670-BODS (2637).

Sports Information Contacts

Washburn

Football Contact: Gene Cassell

Email: gene.cassell@washburn.edu

Phone: (785) 670-1791

Yager Stadium Press Box: (785) 670-1563

Internet Address: www.wusports.com

Central Washington

Football Contact: Jonathan Gordon

Email: gordonj@cwu.edu

Office Phone: (509) 963-1485

SID Fax: (509) 963-2351

Press Box Phone: (509) 963-2250

Internet Address: www.wildcatsports.com

Ichabods vs Wildcats

The Game . . .

The No. 24 AFCA and No. 21 D2football.com ranked Washburn Ichabods (3-0, 1-0 MIAA) will step out of the MIAA one more time as they travel to Ellensburg, Wash., to take on the Central Washington Wildcats. The Wildcats are 1-2 with their two losses this season coming to No. 6 North Dakota 44-20 and at No. 5 Nebraska-Omaha 28-21. The Ichabods and the Wildcats have never met on the football field. The Ichabods will return to MIAA play next weekend as they will travel to Bolivar, Mo. to take on Southwest Baptist. The No. 24 ranking in the AFCA National Poll is the first time since the final NAIA Division I poll of the 1988 season the Ichabods have been in the top 25 of the coaches poll.

Ichabods on Radio . . .

The game will be broadcast live on AM 580 WIBW - the new home of the Ichabods and Lady Blues. The game can also be heard on the internet at www.wusports.com by following the "Listen to the Game" links. Bruce Steinbrock will be the play-by-play voice of the Ichabods and former WU quarterback Mark Elliott will be the color analyst. Jamie Overocker will provide sideline reports. Join the WIBW broadcast team and Ichabod head coach Craig Schurig at 6:30 p.m. on Thursdays at Skinny's Sports Bar and Grille in the Huntoon Shopping Plaza for the Washburn Coaches Show.

The Coaches . . .

Washburn head football coach Craig Schurig was named head coach of the Ichabod football program Dec. 28, 2001.

Schurig is 19-18 (.514) in his fourth season as the Ichabod head coach and he is 12-15 against the MIAA.

In only three seasons as the Ichabods' head coach, Schurig has led the Washburn football program to a new level with a school-best finish in the MIAA, their first winning season since 1999 and their first postseason win since 1986 with a 36-33 win over Northern State in the 2004 Mineral Water Bowl.

The Ichabods finished the 2004 season with an 8-4 record as Washburn has improved five victories in the win column since Schurig's first season at the helm.

Central Washington head coach John Zamberlin is in his ninth season as the Wildcats head coach. He is 50-36 at the helm of the Wildcat program. He is a 1979 graduate of Pacific Lutheran.

Ichabods last time out . . .

The Ichabods last time out - Washburn 42, Central Missouri 27 • Sept. 10, 2005: TOPEKA - The Washburn Ichabods improved to 3-0 after topping Central Missouri 42-27 in Yager Stadium. The win was the sixth straight overall win dating back to last season - something that no Ichabod team has done since 1964 - while in the process snapping an eight-game losing streak to the Mules. The Washburn Ichabods will step out of the MIAA as they take on Central Washington at 3 p.m. CST in Ellensburg, Wash., next weekend.

The Ichabods jumped on the board first as Jordan Brill hooked up with Mike Odupitan on a 45-yard pass reception capping a six-play, 95-yard drive. The Mules

2005 MIAA Standings

MIAA Overall

	WU (24).....	1-0 .	3-0
	NWMSU (10)....	1-0.	2-1
	MSSU	1-0.	2-1
	PSU (8)	1-0.	2-1
	ESU.....	0-0.	1-1
	CMSU.....	0-1.	2-1
	MWSC	0-1.	2-1
	TSU.....	0-1.	1-2
	SBU.....	0-1.	1-2

Recent Results

Saturday, September 10

*CMSU 27 @ WU 42 Final
 *TSU 0 @ NWMSU 17 Final
 *SBU 7 @ MSSU 42 Final
 *MWSU 30 @ PSU 48 Final

Upcoming Schedule

Saturday, September 17

*SBU @ ESU 1 p.m.
 *TSU @ CMSU 1:30 p.m.
 *NWMSU @ MWSU..... 2 p.m.
 WU @ Central Washington..... 3 p.m.
 *PSU @ MSSU 6 p.m.

Saturday, September 24

*MWSU @ TSU..... 12 noon
 *MSSU @ NWMSU..... 1 p.m.
 *WU @ SBU 1:30 p.m.
 *ESU @ PSU..... 2 p.m.

Saturday, October 1

*NWMSU @ ESU 1 p.m.
 *PSU @ WU 1 p.m.
 SBU @ Missouri-Rolla 1 p.m.
 *CMSU @ MWSU..... 2 p.m.
 *TSU @ MSSU (HC)..... 2 p.m.

Saturday, October 8

*WU @ NWMSU..... 1 p.m.
 *CMSU @ SBU 1:30 p.m.
 *MSSU @ MWSU 2 p.m.
 Oklahoma Panhandle State @ PSU (HC) . . 2 p.m.
 *ESU @ TSU 2 p.m.

would score their only two points in the first half on a safety late in the first quarter.

The Ichabods rounded out the scoring in the first half with a 7-yard touchdown pass to Jarod Tetuan. It was a busy day for Tetuan as he played both offense and defense for the Ichabods as well as special teams. He had one rush, one carry, one punt return and six tackles in the game.

In the second half, the Mules jumped on the board first as Spencer Webb hit a 32-yard field goal. The teams traded scores as the Cason Lehman caught a 19-yard touchdown pass from Brill - the second of his third TD passes on the day. After a CMSU score to cut the lead to 21-13, Fletcher Terrell set a Washburn record and became the 13th person in MIAA history to return a kickoff for 100 yards to push the lead back to 15.

The Ichabods would add another score on a Ra'Shawn Mosley 25-yard touchdown run. The Mules would score to cut the lead to 35-19.

Washburn running back Trent Hearn would close out the Ichabod scoring with a 39-yard run to push the lead back to 42-19. The Mules added the final score on a touchdown pass rounding out the scoring at 42-27.

The Ichabod defense held the Mules to 87 yards of total offense in the first half. Grant Gould led the Ichabods with nine tackles including one sack. Aaron Neal had nine tackles. Nick Bull had the Ichabods only interception of the game and he returned in 12 yards to set up a Washburn touchdown.

Trent Hearn led the Washburn rushing attack with 90 yards and one touchdown. Ra'Shawn Mosley had 78 yards and the team overall had 178 yards.

Mike Odupitan had five catches for 111 yards and one touchdown.

About the Opponent . . .

OMAHA, Neb. - Central Washington University senior wide receiver Brian Potucek had a career-high 15 receptions for 129 yards, and teammate Nate Brookreson added 158 receiving yards, but fifth-ranked Nebraska-Omaha scored on its final offensive play of the game with six seconds remaining as the host Mavericks held off the Wildcats, 28-21, at Al F. Caniglia Field on Saturday.

Ichabod head coach Craig Schurig

A new era in Washburn football began when Craig Schurig was named head coach of the Ichabod football program Dec. 28, 2001.

In only three seasons as the Ichabods' head coach, Schurig has led the Washburn football program to a new level with a school-best finish in the MIAA, their first winning season since 1999 and their first postseason win since 1986 with a 36-33 win over Northern State in the 2004 Mineral Water Bowl.

The Ichabods finished the 2004 season with an 8-4 record as Washburn has improved five victories in the win column since Schurig's first season at the helm.

After coaching for nearly a decade in a winning program, Schurig has brought the knowledge of success, a winning attitude and a new intensity to the Ichabod football program.

In his three seasons at Washburn, the Ichabods have had two MIAA Freshman of the Year and 27 players receive All-MIAA honors. He has been equally on task with players in the classroom with 40 Ichabods named to the MIAA Commissioner's Academic Honor Roll, including two Academic All-Americans.

While under Schurig, the Ichabod football pro-

gram has also seen sweeping changes in facilities with the improvements to Yager Stadium and equipment upgrades in the weight room.

While on the Pittsburg State coaching staff, Schurig was a part of an NCAA national finalist squad in 1995, four MIAA Championship teams and eight NCAA Division II playoff teams. He helped guide one of the top defenses in Division II including the top-ranked defensive squad in 1999.

Prior to working with the defensive backs, he worked three seasons with the Gorillas' tight ends.

Before arriving at Pittsburg State, Schurig spent the 1992 season as a volunteer assistant coach at his alma mater, Colorado School of Mines joining the Gorillas in 1993.

Schurig, a Willingboro, N.J., native, was a four-year letterman as a defensive back at Colorado Mines and was selected team captain as a senior. He earned second-team All-Rocky Mountain Athletic Conference honors as a senior. He graduated in 1987 with a bachelor's degree in petroleum engineering.

Schurig earned a master's degree in physical education at Pittsburg State in 1996. Craig and his wife, Louisa, have a daughter, Samantha, and two sons, Mitchell and Michael.

About the Wildcats



General Information

Name: Central Washington University
Location: Ellensburg, Washington
Founded: 1891
Enrollment: 9,016
Affiliation: NCAA II
Conference: Great Northwest Athletic
Nickname: Wildcats
Colors: Crimson and Black
President: Dr. Jerilyn S. McIntyre
Athletics Director: Jack Bishop
Stadium: Tomlinson Stadium (4,000)
Playing Surface: FieldTurf

Coaching Staff

Head Coach:

John Zamberlin
 (Pacific Lutheran, 1979)

Record at CWU:

50-36 (9th years)

Overall Record:

same

Best time to reach Zamberlin3:

Late Mornings

Football Office Phone:

(509) 963-1946

2005 Schedule 1-2

Date	Opponent	Time
Aug. 27	#6 North Dakota	L 20-44
Sept. 2	Montana-Western,	W 56-0
Sept. 10	#5 at Nebraska-Omaha	L 21-28
Sept. 17	Washburn	1 p.m.
Sept. 24	Open	
Oct. 1	at Western Oregon	2 p.m.
Oct. 8	^vs. Western Washington	6 p.m.
Oct. 15	Humboldt State	1 p.m.
Oct. 22	Western Oregon	1:30 p.m.
Oct. 29	at Western Washington	1 p.m.
Nov. 5	at Humboldt State	6 p.m.

^Battle in Seattle - Qwest Field

Potucek, who had nine of his catches in the first half, opened the scoring for the Wildcats (1-2) with a 15-yard reception from quarterback Mike Reilly at the 8:04 mark of the second quarter. Coby Sadler's extra point knotted the game at 7-7 at that point.

With the score still knotted, sophomore linebacker Bret Stray intercepted Brian Masek's pass on Nebraska-Omaha's next possession, but Stray was then stripped of the football by the host Mavericks (3-0). UNO then took advantage, as Masek connected with tight end Zac Herold on a 38-yard pass play to give Nebraska-Omaha a 14-7 advantage heading into the halftime intermission.

A methodical, 16-play, 80-yard drive to open the second half allowed Central Washington to once again tie the game. Senior Landon Hall capped the extensive drive - Central's longest scoring series of the young season - with a one-yard carry on fourth-and-goal to tie the game once again at 14 apiece.

The lead swayed again in Nebraska-Omaha's favor in the fourth quarter as Masek hooked up with fullback Shawn Ostlund for a five-yard score with just over 11 minutes remaining. However, the Wildcats once again countered as Reilly and Brookreson met up on a 60-yard scoring play with 9:28 to go, tying the contest for a third time at 21-21.

Each team had three possessions in the closing minutes to take the lead. In fact, turnovers led to an additional drive for both teams in the final two minutes. Central Washington saw a four-minute drive thwarted at the Mavericks' 19 yard line with 2:10 to go on a fumble, but the Wildcats then got the football back on junior Ryan Andrews' interception with 52 seconds remaining. However, after two offensive plays netted just seven yards, Reilly was then picked off by Reed Taylor at the Central 41 with 20 seconds to go. Two plays later, Masek found Austin Parks for a 25-yard scoring strike and Andy Severson's extra point sealed the final margin of victory for UNO at 28-21.

Central Washington did have one final offensive play in an attempt to tie the game and force overtime, but Reilly's "Hail Mary" pass down the field was intercepted as time expired.

The Wildcats totaled 363 yards of total offense, while Nebraska-Omaha finished the game with 425 total yards. Most of Central Washington's damage came through the air, as Reilly completed 28 of 45 passes for 305 yards and two touchdowns. Conversely, the host Mavericks were balanced with 210 rushing yards and 215 through the air.

Potucek and Brookreson were the Wildcats' leaders in the receiving department, while Hall (29) and Reilly (28) combined for 57 of Central's 58 rushing yards on the afternoon. Defensively, the Wildcats were led by the 12 tackles of Andrews and 10 apiece from linebackers Chris Burch and Simón Iniguez.

Nebraska-Omaha, which played without its top running back (Jamar Day) and wide receiver (Chris Denney), was led by the 15-of-25 accuracy from Masek, who became the Mavericks' all-time passing leader. The Mavs' tight end, Herold, led the pass-catching corps with 97 yards on five grabs, while Nate Wurth pounded out 128 yards on the ground for UNO.

Series games with Central Washington

First Meeting

Series Notes ...

Today's meeting is the first between the two schools.

Washburn Football History ...

Washburn is 462-530-44 in its 115th year of college football. The Ichabods have had seven 8-win seasons, including last year's 8-4 mark. The other eight-win seasons were 1906, 1907, 1964, 1974, 1983, 1986, and 2004.

A win for Washburn would ...

- lift the Ichabods to 463-530-44 in its football history.
- give the Ichabods 1-0 record against Central Washington.
- be their seventh straight win overall (the last time any Ichabod team had won six straight games in a row was in 1964 when the eventual CIC Champions won their final eight games of the season after falling in their opener 14-12 to Nebraska-Kearney)
- be their ninth win in their last 10 games.
- be the first time since 1986 the Ichabods, coached by Larry Elliott, won four straight games to open the season
- be only the 14th time in school history the Ichabods won their first four games of the season -- 1986, 1976, 1971, 1955, 1953, 1946, 1939, 1931, 1907, 1906, 1905, 1904, 1900.
- improve the Ichabods to 2-0 against schools from the Great Northwest Athletic Conference.

A loss for Washburn would ...

- drop the Ichabods to 462-531-44 in its football history.
- give the Wildcats a 1-0 lead in the all-time series.

A look back at the win over the Mules - the win ...

- lifted the Ichabods to 462-530-44 in its football history.
- gave the Ichabods a 16-19-2 overall record with the Mules.
- was their sixth straight win overall (the last time any Ichabod team had won six straight games in a row was in 1964 when the eventual CIC Champions won their final eight games of the season after falling in their opener 14-12 to Nebraska-Kearney)
- was their eighth win in their last nine games.
- snapped a eight-game losing streak to the Mules.

Ichabods last time out vs CMSU

Central Missouri 27 Washburn 42

Sept. 10, 2005 • Topeka, Kan. • Yager Stadium
Attendance: 5,840

Washburn							
Rushing	No	Gain	Loss	Net	TD	Lg	Avg
Hearn,Trent	13	91	1	90	1	39	6.9
Mosley,Ra'Shawn	12	81	3	78	1	25	6.5
Walker,Brandon	8	39	1	38	0	11	4.8
McCann,Chris	2	10	0	10	0	10	5.0
Tetuan,Jarod	1	4	0	4	0	4	4.0
Patterson,A.J.	1	3	0	3	0	3	3.0
Brill,Jordan	3	4	11	-7	0	3	-2.3
TM-Ichabods	3	0	38	-38	0	0	-12.7
Totals...	43	232	54	178	2	39	4.1

Passing	Att	Cmp	Int	Yds	TD	Long	Sack
Brill,Jordan	21	13	1	182	3	45	1
Totals...	21	13	1	182	3	45	1

Receiving	No.	Yds	TD	Long
Odupitan,Mike	5	111	1	45
Lehman,Cason	4	49	1	19
Mosley,Ra'Shawn	2	6	0	5
Lebahn,Jake	1	9	0	9
Tetuan,Jarod	1	7	1	7
Totals...	13	182	3	45

Punting	No.	Yds	Avg	Long	In20	TB
Boswell,Ben	1	21	21.0	21	0	0
Massey,Curtis	2	45	22.5	33	0	1
Totals...	3	66	22.0	33	0	1

Punts							
Kickoffs							
Intercepts							
All Returns	No	Yds	Lg	No	Yds	Lg	No
Lehman,Cason	0	0	0	1	5	5	0
Tetuan,Jarod	1	16	16	0	0	0	0
Bull,Nick	0	0	0	0	0	0	12
Terrell,Fletcher	0	0	0	2	140	100	0
Totals...	1	16	16	3	145	100	12

Field Goals
no attempts

Central Missouri

Rushing	No	Gain	Loss	Net	TD	Lg	Avg
Caldwell,Will	21	79	7	72	0	16	3.4
Spiegel,Mike	5	28	0	28	0	16	5.6
Walker,Delanie	1	2	0	2	0	2	2.0
Bouknight,Jim	2	6	5	1	0	6	0.5
TEAM	1	0	17	-17	0	0	-17.0
Korrodi,Toby	3	0	18	-18	0	0	-6.0
Totals...	33	115	47	68	0	16	2.1

Passing	Att	Cmp	Int	Yds	TD	Long	Sack
Korrodi,Toby	25	17	0	215	3	81	2
Spiegel,Mike	13	5	1	32	0	10	0
Totals...	38	22	1	247	3	81	2

Receiving	No.	Yds	TD	Long
Caldwell,Will	7	54	1	10
Walker,Delanie	4	38	1	15
Jacobsen,Matt	3	30	0	15
Bouknight,Jim	2	15	0	13
Zwilling,Zach	2	13	0	7
Maxwell,Ted	2	12	0	7
Hefner,Micah	1	81	1	81
McCartney,Jason	1	4	0	4
Totals...	22	247	3	81

Punting	No.	Yds	Avg	Long	In20	TB
Frankel,Matt	7	296	42.3	64	2	3
Totals...	7	296	42.3	64	2	3

Punts							
Kickoffs							
Intercepts							
All Returns	No	Yds	Lg	No	Yds	Lg	No
Walker,Delanie	0	0	0	1	29	29	0
Bouknight,Jim	0	0	0	1	18	18	0
Race,Greg	0	0	0	0	0	0	1
Patton,Dustin	0	0	0	1	1	0	0
Harris,Robert	0	0	0	1	0	0	0
Totals...	0	0	0	4	48	29	1

Field Goals
Webb,Spencer 3rd 08:21 32 yds Good

Score by Quarters

Central Mo. St.	2	0	11	14	27
Washburn	7	7	14	14	42

Scoring Summary

1st Quarter

WU 07:15 Odupitan,Mike 45 yd pass from Brill,Jordan

Sabel,Connor kick

CMSU 00:25 TEAM safety

2nd Quarter

WU 12:14 Tetuan,Jarod 7 yd pass from Brill,Jordan

Sabel,Connor kick

3rd Quarter

CMSU 08:21 Webb,Spencer 32 yd field goal

WU 02:22 Lehman,Cason 19 yd pass from Brill,Jordan

Sabel,Connor kick

CMSU 01:23 Hefner,Micah 81 yd pass from Korrodi,Toby

Walker,Delanie pass

WU 01:10 Terrell,Fletche 100 yd kickoff return

Sabel,Connor kick

4th Quarter

WU 08:51 Mosley,Ra'Shawn 25 yd run Sabel,Connor kick

CMSU 04:44 Caldwell,Will 10 yd pass from Korrodi,Toby

Korrodi,Toby pass failed

WU 04:00 Hearn,Trent 39 yd run Sabel,Connor kick


CMSU 02:08 Walker,Delanie 15 yd pass from Korrodi,Toby

Hefner,Micah pass

Team Stats

	CMSU	WU
FIRST DOWNS	17	22
Rushing	4	8
Passing	9	11
Penalty	4	3
NET YARDS RUSHING	68	178
Rushing Attempts	33	43
Average Per Rush	2.1	4.1
Yards Gained Rushing	115	232
Yards Lost Rushing	47	54
NET YARDS PASSING	247	182
Completions-Attempts-Int	22-38-1	13-21-1
Average Per Attempt	6.5	8.7
Average Per Completion	11.2	14.0
TOTAL OFFENSE YARDS	315	360
Total offense plays	71	64
Average Gain Per Play	4.4	5.6
Fumbles: Number-Lost	1-0	2-1
Penalties: Number-Yards	9-66	8-97
PUNTS-YARDS	7-296	3-66
Average Yards Per Punt	42.3	22.0
Net Yards Per Punt	31.4	15.3
KICKOFFS-YARDS	3-195	8-459
Average Yards Per Kickoff	65.0	57.4
Touchbacks	1	4
Punt returns: Number-Yards-TD	0-0-0	1-16-0
Average Per Return	0.0	16.0
Kickoff returns: Number-Yds-TD	4-48-0	3-145-1
Average Per Return	12.0	48.3
Interceptions: Number-Yds-TD	1-0-0	1-12-0
Fumble Returns: Number-Yds-TD	0-0-0	0-0-0
Miscellaneous Yards	0	0
Possession Time	31:01	28:59
Third-Down Conversions	7 of 18	5 of 11
Fourth-Down Conversions	1 of 2	1 of 3
Red-Zone Scores-Chances	3-3	2-2
Sacks By: Number-Yards	1-11	2-12
PAT Kicks	0-0	6-6
Field Goals	1-1	0-0

-
- at MWSU



down receptions - a new Washburn record -- and he needs three to break MIAA's career record of 38, also held by Rector.

- His 152 catches rank No. 2 second on the all-time chart. He needs 19 to break Dritlein's record of 170 for a career.
- Sissom's 226 points for his career ties the school record held by Troy Slusser (1985-88).
- Sissom's 37 total touchdowns for a career is also tied with Slusser for the school record.

Grant Gould and the tackle charts

Senior linebacker Grant Gould, has started 32 games and became Washburn's all-time leading tackler with his 10 tackles against Western Washington. He has 364 career tackles which topped the 349 tackles recorded by Tony Scollieri (1994-97). Gould has already set the school record for assisted tackles (184) for a career and single-season (73) while at Washburn. He has recorded 161 solo tackles in his career, which is second on the solo tackle chart. The record is 196 set by Tony Scollieri.

Fletcher Terrell and the interception charts

Junior linebacker has been a ball hawk to start the season with three interceptions in three games this season. He has raised his career interception total to 12. He has recorded 326 interception yards in those returns and has returned two of those for touchdowns - his second coming on a 23-yard return against Western Washington. His other interception returned for a touchdown was on Sept. 20, 2003 vs Emporia State - a 60 yard return. The all-time interception leader is A.C. Poynter (1982-83) who had 13 in his career for the Ichabods. Terrell is already the Washburn career passes defended record holder with 44.

Connor Sabel and the extra points chart

Junior placekicker needs five extra point conversions to pass Chad Todd (1997-2000) on the all-time chart. He has converted 81 of 88 attempts. Todd connected on 85 of 94 for his career.

Mike Odupitan and the receiving charts

Senior wide receiver Mike Odupitan has recorded 1,972 yards in receptions and 118 catches. Only four Ichabod receivers have gone over the 2,000 yard mark in a career. (Michael Dritlein, 1992-95; Troy Slusser, 1985-88; Sam Sissom, 2002-pr; and Marc Nardella 1996-99.)

Josh Looney and the tackle chart

Senior linebacker Josh Looney has moved into a tie for 10th on the all-time tackles chart with 185 for his career (2002-05). He has tied Morgan Dewey (2002-03) who also recorded 185. Looney has 75 solo stops and 110 assisted tackles in his career.

Intercepting Ichabods. . .


The Ichabods have recorded interceptions in the last eight games dating back to last season. The Ichabods have had 15 interceptions in that time frame. The last game without an interception for the Ichabods was an Oct. 9, 2004 game against Southwest Baptist. In the eight games, Fletcher Terrell leads the Ichabods with six interceptions and Calvin Stuckey has five. Rounding out the list are Grant Gould, Nick Bull and Erin Beck all with 1. Former Ichabod Evin Beck also had one.

Up next . . .

The Ichabods return to MIAA play against Southwest Baptist in Bolivar on Sept. 24. The Ichabods' next home game will be on Oct. 1 against Pittsburg State.

2005 Players of the game -- as selected by Ichabod Coaching Staff

Game	Off. Skill	Def. Skill	Special Teams	Off. Line	Def. Line	Work Team Off.	Work Team Def.	Big Hit
CSM	Sam Sissom, WR	Fletcher Terrell, DB	Connor Sabel, PK Jeff Scott, LS	Dan Schneider, C	Dustin Moyer, DE	David Becker, OL	James Daniels, LB	Rawshawn Bland, FB
WWU	Trent Hearn, RB	Josh Looney, LB	Jarod Tetuan, WR Aaron Gardiner, WR	Jeff Rickard, RG	Trey Lewis, DT	Joe Hastings, WR	Ben Bianchino, DT	Trent Hearn, RB
CMSU	Mike Odupitan, WR	Mike Gonzalez, LB	Fletcher Terrell, KR Connor Sabel, PK	Rudy, Sué, LG	Roy Sims, DT	Dragmeon Powers, WR	Brandon Jackson, DT	Terrell Cobb, LB Jarod Tetuan, WR
CWU								
SBU								
PSU								
NWMSU								
TSU								
ESU								
MSSU								
MWSU								



The last time it happened . . .

400 Passing Yards

12/4/04 vs Northern State - Tyler Schuerman (400 yards)

300 Passing Yards

8/27/2005 vs Colorado Mines - Jordan Brill (348 yards)

40 Pass Attempts

10/26/02 vs Missouri Western - Dustin Hickel (42 attempts)

20 Pass Completions

12/4/04 vs Northern State - Tyler Schuerman (23 completions)

100-199 Receiving Yards

9/10/05 vs Central Missouri - Mike Odupitan (111 yards - 5 receptions)

200 or more Receiving Yards

8/27/2005 vs Colorado Mines - Sam Sissom (231 yards - 7 receptions)

100-174 Rushing Yards

8/27/2005 vs Colorado Mines - Trent Hearn (106 yards - 21 carries)

175 or more Rushing Yards

10/25/03 vs Missouri-Rolla - Trent Hearn (175 - 29 carries)

Kickoff returned for a touchdown

9/10/05 vs Central Missouri - Fletcher Terrell (100 yards **new school record**)

Punt returned for a touchdown

10/9/04 vs Southwest Baptist - Fletcher Terrell 24-yard return (in endzone off Chris Brown blocked punt)

Punt returned for a touchdown (not on a blocked punt)

11/6/04 vs Missouri Southern - Sam Sissom (66 yards)

Interception returned for a touchdown

9/3/05 vs Western Washington - Fletcher Terrell (23 yards)

Fumble Recovery for a touchdown

9/25/04 vs Northwest Missouri - Mitch Birt (Recovery in endzone after sack)

500 Yards in Team Total Offense

12/4/04 vs Northern State - (543 total yards)

600 Yards in Team Total Offense

11/9/02 vs Missouri-Rolla (612 total yards)

30 First Downs

12/4/04 vs Northern State - (543 total yards - 13 rushing, 15 passing, 2 penalty)

Overtime Game

9/20/03 vs Emporia State - (loss 35-28 in one overtime)

Double Overtime Game

10/26/02 vs Missouri Western - (loss 34-28 in double overtime)

Last Time Shutout

11/7/98 vs Central Missouri - (loss 37-0 -- a streak of 72 games without one)

Last Time Washburn Recorded a shutout

9/18/04 vs Truman State- (win 62-0) -- a streak of 12 games


2005 AFCA Poll #3

	Rec.	Pts.	Prv.
1. Valdosta St. (Ga.) (24)	3-0	624	1
2. Grand Valley St. (Mich.) (1)	3-0	595	2
3. Texas A&M-Kingsville	3-0	562	3
4. North Dakota	3-0	557	4
5. Nebraska-Omaha	3-0	519	5
6. Carson-Newman (Tenn.)	2-0	500	6
7. East Stroudsburg (Pa.)	3-0	463	7
8. Pittsburg St. (Kan.)	2-1	435	8
9. Delta St. (Miss.)	2-1	411	9
10. Northwest Missouri St.	2-1	384	10
11. Saginaw Valley St. (Mich.)	2-0	370	12
12. Tuskegee (Ala.)	2-0	364	11
13. Catawba (N.C.)	3-0	307	13
14. Arkansas Tech	2-0	292	14
15. St. Cloud State (Minn.)	3-0	271	15
16. South Dakota	3-0	251	16
17. Michigan Tech	3-0	204	18
18. Albany St. (Ga.)	2-1	201	17
19. Tarleton St. (Texas)	2-0	159	20
20. Edinboro (Pa.)	1-1	158	19
21. Northwood (Mich.)	2-1	127	21
22. Bloomsburg (Pa.)	3-0	89	NR
23. West Chester (Pa.)	2-1	66	25
24. Washburn (Kan.)	3-0	45	NR
25. Presbyterian (S.C.)	3-0	40	NR

Others Receiving Votes: North Alabama, 31; Shepherd (W.Va.), 29; Central Arkansas, 25; C.W. Post (N.Y.), 12; Missouri Western St., 11; Wingate (N.C.), 6; Ashland (Ohio), 5; California (Pa.), 3; Findlay (Ohio), 3; South-eastern Oklahoma St., 3; Bemidji St. (Minn.), 1; Harding (Ark.), 1; North Carolina Central, 1

D2Football.com Poll #3

	Record	Last week
1 Valdosta State	3-0	1
2 Grand Valley	3-0	2
3 North Dakota	3-0	3
4 Texas A&M-Kingsville	3-0	5
5 East Stroudsburg	3-0	4
6 Nebraska-Omaha	3-0	6
7 Delta State	2-1	7
8 Pittsburg State	2-1	8
9 Carson-Newman	2-0	9
10 South Dakota	3-0	11
11 Northwest Missouri	2-1	10
12 Saginaw Valley	2-0	12
13 St. Cloud	3-0	13
14 Edinboro	1-1	14
15 Arkansas Tech	2-0	16
16 Northwood	2-1	15
17 Michigan Tech	3-0	17
18 Albany State	2-1	19
19 Bloomsburg	3-0	18
20 Catawba	3-0	20
21 Washburn	3-0	22
22 Tuskegee	2-0	21
23 West Chester	2-1	23
24 Presbyterian	3-0	NR
25 California	2-0	NR



ICHABOD OFFENSE

Quarterback Career Starts

- 10 Jordan Brill (6-4, 225, So.) . . . 4
9 Tommy Mangino . . . (5-11, 185, So.) . . . 0

Running back

- 6 Trent Hearn (6-1, 220, Jr.) . . . 17
3 Ra'Shawn Mosley . . . (5-10, 200, So.) . . . 5

Fullback

- 30 Rawshawn Bland . . . (5-10, 237, Sr.) . . . 32
31 Chris McCann (5-9, 207, Jr.) . . . 0

Wide Receiver (X)

- 5 Mike Odupitan (6-1, 205, Sr.) . . . 23
23 Jarod Tetuan (5-11, 198, So.) . . . 0

Wide Receiver (Z)

- 7 Cason Lehman (6-1, 210, Sr.) . . . 5
83 Sam Sissom (6-0, 195, Sr.) . . . 30

Tight End (Y)

- 80 Jeff Scott (6-4, 263, Sr.) . . . 16
32 James Martin (6-2, 252, So.) . . . 0

Left Tackle

- 77 Jim Holland (6-7, 287, Sr.) . . . 14
51 Pat Mack (6-4, 276, Jr.) . . . 0

Left Guard

- 70 Rudy Su'e (6-1, 301, Sr.) . . . 15
64 Eric Eisenbarth . . . (6-2, 276, So.) . . . 0

Center

- 54 Dan Schneider (6-0, 283, Jr.) . . . 3
59 David Becker (6-2, 293, Fr-Rs.) . . . 0

Right Guard

- 65 Jeff Rickard (6-3, 296, So.) . . . 3
63 Matt Neely (6-2, 247, So.) . . . 0

Right Tackle

- 64 Andy Kavanaugh . . . (6-3, 294, Fr-Rs.) . . . 3
79 Brian Strand (6-4, 306, Jr.) . . . 0

ICHABOD DEFENSE

Defensive End Career Starts

- 90 Eric Lawrence (6-2, 246, Fr-Rs.) . . . 3
93 Andre King (6-1, 255, Jr.) . . . 0

Defensive Tackle

- 76 Trey Lewis (6-3, 276, Jr.) . . . 9
99 Nick Bull (6-2, 295, Jr.) . . . 6

Defensive Tackle

- 98 Zach Hemmerling . . . (6-5, 279, Jr.) . . . 15
13 Roy Sims (6-6, 295, Jr.) . . . 0

Defensive End

- 72 Cody Huenefeld (6-1, 267, Jr.) . . . 13
93 Andre King (6-1, 255, Jr.) . . . 0

Outside Linebacker

- 22 Aaron Neal (6-0, 217, Jr.) . . . 3
24 Henry Talley (6-1, 204, Jr.) . . . 0

Inside Linebacker

- 44 Michael Gonzalez . . . (5-11, 223, Sr.) . . . 3
57 Aaron Hicks (6-0, 227, So.) . . . 0

Inside Linebacker

- 36 Grant Gould (6-3, 237, Sr.) . . . 31
48 Terrell Cobb (6-0, 221, Sr.) . . . 1

Outside Linebacker

- 39 Josh Looney (6-2, 229, Sr.) . . . 34
1 Chris Brown (5-10, 200, Jr.) . . . 0

Cornerback

- 2 Fletcher Terrell (6-1, 190, Jr.) . . . 26
19 Marquetis Burgess . . . (5-11, 185, Jr.) . . . 0

Cornerback

- 28 Calvin Stuckey (6-2, 193, Sr.) . . . 15
25 Xavier Beckford . . . (5-11, 183, Fr-Rs.) . . . 0

Free Safety

- 33 Adam Ewy (6-1, 201, So.) . . . 6
20 Erin Beck (5-11, 195, So.) . . . 2

ICHABOD SPECIALISTS

Punter

- 47 Curt Massey (6-1, 220, Sr.)
35 Ben Boswell (6-0, 179, Jr.)

PAT/FG

- 86 Connor Sabel (6-2, 180, Jr.)
88 Adam Azeltine (6-0, 181, Jr.)

Kickoffs

- 86 Connor Sabel (6-2, 180, Jr.)
88 Adam Azeltine (6-0, 181, Jr.)

Long Snapper

- 80 Jeff Scott (6-4, 263, Sr.)
56 Aaron Hicks (6-0, 227, Fr-Rs.)

Short Snapper

- 80 Jeff Scott (6-4, 263, Sr.)
98 Zach Hemmerling . . . (6-5, 279, Jr.)

Holder

- 7 Cason Lehman (6-1, 210, Sr.)
23 Jarod Tetuan (5-11, 198, So.)

Punt Return

- 23 Jarod Tetuan (5-11, 198, So.)
83 Sam Sissom (6-0, 195, Sr.)

Kickoff Return

- 5 Mike Odupitan (6-1, 205, Sr.)
2 Fletcher Terrell (6-1, 190, Jr.)



WILDCAT OFFENSE

Quarterback

- 13 Mike Reilly (6-4, 201, R-Fr)
10 Brad Addink (6-5, 228, So)

Running back

- 41 Landon Hall (5-11, 225, Sr)
32 Brad Barto (5-8, 178, So)

Wide Receiver (X)

- 88 Nate Brookreson (6-1, 195, Sr)
80 Chris Jameson (6-1, 193, R-So)

Wide Receiver (Z)

- 86 Brandon Robertson (6-1, 187, So)
80 Chris Jameson (6-1, 193, R-So)

H-Back

- 84 Brian Potucek (6-0, 193, Sr)
14 Josh Boonstra (6-0, 195, Jr)

Tight End

- 85 Drew Montgomery (6-5, 243, Sr)
89 Keith Schmidt (6-3, 217, R-Fr)

Weak Tackle

- 75 Aaron Gilbert (6-4, 305, R-Fr)
74 Matt Palmer (6-6, 265, So)

Weak Guard

- 69 James Harrison (6-2, 285, So)
58 Buddy Anderson (6-1, 308, R-Fr)

Center

- 55 Sam Himmelman (6-1, 275, So)
73 John Gariano (6-2, 271, R-Fr)

Strong Guard

- 72 Matt Coffman (6-4, 251, R-Fr)
69 James Harrison (6-2, 285, So)

Strong Tackle

- 64 David Lambo (6-5, 280, So)
79 Kai Jones (6-7, 295, Jr)

WILDCAT DEFENSE

Left End

- 44 Pat Yerxa (6-2, 225, So)
92 Phil Dougherty (6-1, 250, Jr)

Tackle

- 93 Kellen Becker (6-3, 288, Jr)
76 Jonathan Luatua (6-1, 269, R-Fr)

Nose Guard

- 94 Josh Chance (6-0, 273, So)
99 Mitch Reffett (6-0, 250, R-Fr)

Rigght End

- 90 Chris Scrups (6-3, 236, So)
96 Nick Aberle (6-3, 233, R-Fr)

Strongside linebacker

- 50 Chris James (5-10, 207, So)
4 Bret Stray (6-2, 232, R-So)

Middle linebacker

- 35 Simón Iniguez (5-9, 214, Jr)
59 Cade Kittrell (5-11, 218, Jr)

Weakside linebacker

- 33 Chris Burch (6-1, 202, Jr)
34 Josh Jessup (5-11, 195, Jr)

Left Cornerback

- 9 Adam Jackson (5-10, 180, Jr)
23 Marcellus Justin (6-0, 166, Sr)

Right Cornerback

- 1 Josiah Wilfong (5-9, 185, Sr)
43 Brandon Kennedy (5-9, 163, Fr)

Free Safety

- 12 Ryan Andrews (6-0, 190, Jr)
29 JR Jamerson (5-11, 185, R-Fr)

Strong Safety

- 17 Jason Gran (6-1, 195, R-Fr)
2 Reggie Wilson (6-2, 190, R-Fr)

WILDCAT SPECIALISTS

Placekicker

- 18 Coby Sadler (5-11, 166, Jr)
66 Garrett Rolsma (6-1, 186, Fr)

Punter

- 18 Coby Sadler (5-11, 166, Jr)
66 Garrett Rolsma (6-1, 186, Fr)

Holder

- 84 Brian Potucek (6-0, 193, Sr)
10 Brad Addink (6-5, 228, So)

Longsnapper

- 34 Josh Jessup (5-11, 195, Jr)
72 Matt Coffman (6-4, 251, R-Fr)

Punt Returner

- 84 Brian Potucek (6-0, 193, Sr)
24 Brad Broughton (6-2, 195, So)

Kickoff Return 1

- 32 Brad Barto (5-8, 178, So)
43 Brandon Kennedy (5-9, 163, Fr)

Kickoff Return 2

- 31 Zach Fletcher (5-8, 182, R-Fr)
88 Nate Brookreson (6-1, 195, Sr)




*=Number of Letters

Head Coach: Craig Schurig

Assistant Coaches: Brian Miller, Chris Brown, Rob Robinson, David Trupp and Cooper Harris

Graduate Assistant Coaches: Zac Nally, Dion Meneley, Justin Schreiber and Cassidy McCrite

2005 WASHBURN ICHABOD FOOTBALL



2005 Results (3-0, 1-0 MIAA)

Date	Opponent	Score	Time	Attend
Aug 27	at #14 Colorado Mines	W 28-17	2:58	2143
Sep 3	WESTERN WASHINGTON	W 31-21	3:03	4765
Sep 10	*CENTRAL MO. ST.	W 42-27	3:06	5840

*MIAA Game

Team Statistics

	WU	OPP
SCORING	101	65
Points Per Game	33.7	21.7
FIRST DOWNS	62	59
Rushing	25	19
Passing	31	33
Penalty	6	7
RUSHING YARDAGE	548	281
Yards gained rushing	681	405
Yards lost rushing	133	124
Rushing Attempts	127	94
Average Per Rush	4.3	3.0
Average Per Game	182.7	93.7
TDs Rushing	6	1
PASSING YARDAGE	729	816
Att-Comp-Int	64-38-2	130-76-6
Average Per Pass	11.4	6.3
Average Per Catch	19.2	10.7
Average Per Game	243.0	272.0
TDs Passing	6	7
TOTAL OFFENSE	1277	1097
Total Plays	191	224
Average Per Play	6.7	4.9
Average Per Game	425.7	365.7
KICK RETURNS: #-YARDS	11-298	11-188
PUNT RETURNS: #-YARDS	3-25	5-68
INT RETURNS: #-YARDS	6-50	2-3
KICK RETURN AVERAGE	27.1	17.1
PUNT RETURN AVERAGE	8.3	13.6
INT RETURN AVERAGE	8.3	1.5
FUMBLES-LOST	8-5	8-3
PENALTIES-YARDS	26-254	15-126
Average Per Game	84.7	42.0
PUNTS-YARDS	12-417	15-556
Average Per Punt	34.8	37.1
Net punt average	24.1	30.1
TIME OF POSSESSION/GAME	28:53	31:07
3RD-DOWN CONVERSIONS	14/35	13/46
3rd-Down Pct	40%	28%
4TH-DOWN CONVERSIONS	2/5	6/12
4th-Down Pct	40%	50%
SACKS BY-YARDS	9-45	7-62
MISC YARDS	0	20
TOUCHDOWNS SCORED	14	8
FIELD GOALS-ATTEMPTS	1-2	2-2
PAT-ATTEMPTS	14-14	5-5
ATTENDANCE	10605	2143
Games/Avg Per Game	2/5302	1/2143
Neutral Site Games		0/0

PTS BY QUARTERS	1st	2nd	3rd	4th	Total
Washburn	38	28	21	14	101
Opponents	9	17	18	21	65

Offensive Statistics

Rushing	GP	Att	Gain	Loss	Net	Avg	TD	Long	Avg/G
Hearn,Trent	3	50	296	6	290	5.8	3	39	96.7
Mosley,Ra'Shawn	3	39	225	15	210	5.4	2	25	70.0
Walker,Brandon	2	11	123	4	119	10.8	1	78	59.5
McCann,Chris	1	2	10	0	10	5.0	0	10	10.0
Patterson,A.J.	3	3	5	1	4	1.3	0	3	1.3
Odupitan,Mike	3	2	7	3	4	2.0	0	7	1.3
Tetuan,Jarod	3	1	4	0	4	4.0	0	4	1.3
TM-Ichabods	3	8	0	43	-43	-5.4	0	0	-14.3
Brill,Jordan	3	11	11	61	-50	-4.5	0	6	-16.7
Total.....	3	127	681	133	548	4.3	6	78	182.7
Opponents.....	3	94	405	124	281	3.0	1	58	93.7


PASSING	G	Effic	Att-Cmp-Int	Pct	Yds	TD	Lng	Avg/G
Brill,Jordan	3	179.74	64-38-2	59.4	729	6	82	243.0
Total.....	3	179.74	64-38-2	59.4	729	6	82	243.0
Opponents.....	3	119.73	130-76-6	58.5	816	7	81	272.0

RECEIVING	G	No.	Yds	Avg	TD	Long	Avg/G
Odupitan,Mike	3	15	287	19.1	1	45	95.7
Sissom,Sam	2	7	231	33.0	3	82	115.5
Lehman,Cason	3	7	82	11.7	1	19	27.3
Scott,Jeff	3	3	60	20.0	0	38	20.0
Tetuan,Jarod	3	3	54	18.0	1	49	18.0
Mosley,Ra'Shawn	3	2	6	3.0	0	5	2.0
Lebahn,Jake	3	1	9	9.0	0	9	3.0
Total.....	3	38	729	19.2	6	82	243.0
Opponents.....	3	76	816	10.7	7	81	272.0

PUNT RETURNS	No.	Yds	Avg	TD	Long
Tetuan,Jarod	2	18	9.0	0	16
Sissom,Sam	1	7	7.0	0	7
Total.....	3	25	8.3	0	16
Opponents.....	5	68	13.6	0	29

INTERCEPTIONS	No.	Yds	Avg	TD	Long
Terrell,Fletcher	3	23	7.7	1	23
Stuckey,Calvin	1	16	16.0	0	16
Beck,Erin	1	-1	-1.0	0	0
Bull,Nick	1	12	12.0	0	12
Total.....	6	50	8.3	1	23
Opponents.....	2	3	1.5	0	3

2005 WASHBURN ICHABOD FOOTBALL



KICK RETURNS	No.	Yds	Avg	TD	Long
Odupitan, Mike	6	113	18.8	0	35
Tetuan, Jarod	2	40	20.0	0	26
Terrell, Fletcher	2	140	70.0	1	100
Lehman, Cason	1	5	5.0	0	5
Total.....	11	298	27.1	1	100
Opponents.....	11	188	17.1	0	51

FUMBLE RETURNS	No.	Yds	Avg	TD	Long
Total.....	0	0	0.0	0	0
Opponents.....	1	20	20.0	0	20

SCORING	TD	FGs	PAT Kick	PAT Rush	PAT Rcv	PAT Pass	Saf	PTS
Hearn, Trent	3	0-0	0-0	0-0	0	0-0	0	18
Sissom, Sam	3	0-0	0-0	0-0	0	0-0	0	18
Sabel, Connor	0	1-2	14-14	0-0	0	0-0	0	17
Terrell, Fletcher	2	0-0	0-0	0-0	0	0-0	0	12
Mosley, Ra'Shawn	2	0-0	0-0	0-0	0	0-0	0	12
Lehman, Cason	1	0-0	0-0	0-0	0	0-0	0	6
Tetuan, Jarod	1	0-0	0-0	0-0	0	0-0	0	6
Walker, Brandon	1	0-0	0-0	0-0	0	0-0	0	6
Odupitan, Mike	1	0-0	0-0	0-0	0	0-0	0	6
Total.....	14	1-2	14-14	0-0	0	0-0	0	101
Opponents.....	8	2-2	5-5	0-0	2	2-3	1	65

TOTAL OFFENSE	G	Plays	Rush	Pass	Total	Avg/G
Brill, Jordan	3	75	-50	729	679	226.3
Hearn, Trent	3	50	290	0	290	96.7
Mosley, Ra'Shawn	3	39	210	0	210	70.0
Walker, Brandon	2	11	119	0	119	59.5
McCann, Chris	1	2	10	0	10	10.0
Odupitan, Mike	3	2	4	0	4	1.3
Patterson, A.J.	3	3	4	0	4	1.3
Tetuan, Jarod	3	1	4	0	4	1.3
TM-Ichabods	3	8	-43	0	-43	-14.3
Total.....	3	191	548	729	1277	425.7
Opponents.....	3	224	281	816	1097	365.7

PUNTING	No.	Yds	Avg	Long	TB	FC	I20	Blkd
Massey, Curtis	11	396	36.0	53	3	0	1	0
Boswell, Ben	1	21	21.0	21	0	0	0	0
Total.....	12	417	34.8	53	3	0	1	0
Opponents.....	15	556	37.1	64	4	1	6	0

KICKOFFS	No.	Yds	Avg	TB	OB	Retn	Net	YdLn
Sabel, Connor	19	1125	59.2	7	1			
Total.....	19	1125	59.2	7	1	188	41.9	23
Opponents.....	11	658	59.8	1	0	298	30.9	34

ALL PURPOSE	G	Rush	Rec	PR	KOR	IR	Tot	Avg/G
Odupitan, Mike	3	4	287	0	113	0	404	134.7
Hearn, Trent	3	290	0	0	0	0	290	96.7
Sissom, Sam	2	0	231	7	0	0	238	119.0
Mosley, Ra'Shawn	3	210	6	0	0	0	216	72.0
Terrell, Fletcher	3	0	0	0	140	23	163	54.3
Walker, Brandon	2	119	0	0	0	0	119	59.5
Tetuan, Jarod	3	4	54	18	40	0	116	38.7
Lehman, Cason	3	0	82	0	5	0	87	29.0
Scott, Jeff	3	0	60	0	0	0	60	20.0
Stuckey, Calvin	3	0	0	0	0	16	16	5.3
Bull, Nick	3	0	0	0	0	12	12	4.0
McCann, Chris	1	10	0	0	0	0	10	10.0
Lebahn, Jake	3	0	9	0	0	0	9	3.0
Patterson, A.J.	3	4	0	0	0	0	4	1.3
Beck, Erin	3	0	0	0	0	-1	-1	-0.3
TM-Ichabods	3	-43	0	0	0	0	-43	-14.3
Brill, Jordan	3	-50	0	0	0	0	-50	-16.7
Total.....	3	548	729	25	298	50	1650	550.0
Opponents.....	3	281	816	68	188	3	1356	452.0


FIELD GOALS	FGM-FGA	Pct	01-19	20-29	30-39	40-49	50+	Blk
Sabel, Connor	1-2	50.0	0-0	0-0	0-0	1-2	0-0	0

FG SEQUENCE	Washburn	OPPONENTS
Colorado Mines	-	(38)
Western Washington	45,(41)	-
Central Mo. St.	-	(32)

Defensive Statistics

	GP	UT	AT	TT	TFL	Sacks	Int-Yds	PD	QBH	FR-Yds	FF	BLK	Saf
Gould, Grant	3	14	19	33	3-26	3-26	.	1	1	1-0	1	.	.
Beck, Erin	3	5	17	22	.	.	1--1
Cobb, Terrell	3	6	13	19	1-0	2	.	.
Neal, Aaron	3	6	11	17	1-1
Gonzalez, Mike	3	5	12	17	1-1	.	.	3	.	1-0	.	.	.
Lawrence, Eric	3	11	14	4-8	1-1
Looney, Josh	3	5	9	14	3-8	1-1	1	.	.
Terrell, Fletcher	3	7	6	13	1-17	.	3-23	4
Lewis, Trey	3	6	6	12	1-7	1-7	1	.	.
Tetuan, Jarod	3	5	4	9
Sims, Roy	3	5	4	9	3-4	2-3
Beckford, X.	3	7	2	9	.	.	.	1
Huenefeld, C.	3	4	4	8	3-12	.	.	1
Talley, Henry	3	5	1	6
Ewy, Adam	1	1	4	5	.	.	.	1
Brown, Chris	3	2	3	5	.	.	.	2
Stuckey, Calvin	3	2	3	5	.	.	1-16	1
Hemmerling, Z.	3	2	3	5	1-6	1-6
Bull, Nick	3	2	2	4	1-1	.	1-12
Moyer, Dustin	1	1	2	3	2-1	2-1	.	1
King, Andre	2	2	1	3	1-15
Bland, Rawshawn	3	1	1	2
Lehman, Cason	3	2	.	2
Lebahn, Jake	3	1	1	2	1-16
Scott, Jeff	3	.	2	2
Martin, James	3	.	1	1
Gardiner, Aaron	3	.	1	1
Hicks, Aaron	3	.	1	1
Burgess, M.	1	.	1	1
Tossie, Sam	1	.	1	1	1-1
Mosley, Ra'Shawn	3	1
Total.....	3	99	146	245	27-124	9-45	6-50	16	1	3-0	5	.	.
Opponents.....	3	91	127	218	23-93	7-62	2-3	5	.	5-20	7	.	1

2005 WASHBURN ICHABOD FOOTBALL



Game By Game Rushing

	No-Yds/TD	CSM	WWU	CMSU	CWU	SBU	PSU	NWMSU	TSU	ESU	MSSU	MWSU
Hearn,Trent RB	50-290/3	21-106/1	16-94/1	13-90/1								
Mosley,Ra'Shawn RB	39-210/2	13-68/0	14-64/1	12-78/1								
Walker,Brandon QB	11-119/1	DNP	3-81/1	8-38/0								
McCann,Chris FB	2-10/0	DNP	DNP	2-10/0								
Patterson,A.J. RB	3-4/0	1--1/0	1-2/0	1-3/0								
Odupitan,Mike WR	2-4/0	1--3/0	1-7/0	-								
Tetuan,Jarod WR	1-4/0	-	-	1-4/0								
Ichabods	8--43/0	3--3/0	2--2/0	3--38/0								
Brill,Jordan QB	11--50/0	3--23/0	5--20/0	3--7/0								

Game By Game Receiving

	No-Yds/D	CSM	WWU	CMSU	CWU	SBU	PSU	NWMSU	TSU	ESU	MSSU	MWSU
Odupitan,Mike WR	15-287/1	4-57/0	6-119/0	5-111/1								
Sissom,Sam WR	7-231/3	7-231/3	-	DNP								
Lehman,Cason WR	7-82/1	-	3-33/0	4-49/1								
Scott,Jeff TE	3-60/0	3-60/0	-	-								
Tetuan,Jarod WR	3-54/1	-	2-47/0	1-7/1								
Lebahn,Jake WR	1-9/0	-	-	1-9/0								
Mosley,Ra'Shawn RB	2-6/0	-	-	2-6/0								

Game By Game Passing

#10 Brill, Jordan	Att	Comp	Int	Pct	Yards	TD	Long	Sack	Yds	Effic
Colorado Mines	25	14	1	56.0	348	3	82	2	23	204.5
Western Washington	18	11	0	61.1	199	0	49	4	28	154.0
Central Mo. St.	21	13	1	61.9	182	3	45	1	11	172.3
TOTALS	64	38	2	59.4	729	6	82	7	62	179.7

Game By Game Punt Returns

	No-Yds	CSM	WWU	CMSU	CWU	SBU	PSU	NWMSU	TSU	ESU	MSSU	MWSU
Tetuan,Jarod	2-18	1-2	-	1-16								
Sissom,Sam	1-7	-	1-7	DNP								


Game By Game Kickoff Returns

	No-Yds	CSM	WWU	CMSU	CWU	SBU	PSU	NWMSU	TSU	ESU	MSSU	MWSU
Terrell,Fletche	2-140	-	-	2-140								
Odupitan,Mike	6-113	3-49	3-64	-								
Tetuan,Jarod	2-40	1-14	1-26	-								
Lehman,Cason	1-5	-	-	1-5								

Game By Game Punting

Curtis Massey	No	Yds	Avg	Long	Blkd	TB	FC	50+	I20
Colorado Mines	5	207	41.4	48	0	2	0	0	0
Western Washington	4	144	36.0	53	0	0	0	2	1
Central Missouri	2	45	22.5	33	0	1	0	0	0
Totals	11	396	36.0	53	0	3	0	2	1

Ben Boswell	No	Yds	Avg	Long	Blkd	TB	FC	50+	I20
Central Missouri	1	21	21.0	21	0	0	0	0	0



Game By Game Interception Returns

	No-Yds	CSM	WWU	CMSU	CWU	SBU	PSU	NWMSU	TSU	ESU	MSSU	MWSU
Terrell,Fletche	3-23	2-0	1-23	-								
Bull,Nick	1-12	-	-	1-12								
Beck,Erin	1--1	1--1	-	-								
Stuckey,Calvin	1-16	1-16	-	-								

Game By Game Sacks

	UA-A	TOT	CSM	WWU	CMSU	CWU	SBU	PSU	NWMSU	TSU	ESU	MSSU	MWSU
Gould,Grant LB	2-1	3	2-15	-	1-11								
Moyer,Dustin DE	1-1	2	2-1	-	DNP								
Sims,Roy DT	2-0	2	-	1-2	1-1								
Hemmerling,Zach DE	1-0	1	-	1-6	-								
Lewis,Trey DT	1-0	1	-	1-7	-								
Looney,Josh LB	0-1	1	1-1	-	-								
Lawrence,Eric DE	0-1	1	1-1	-	-								

Game By Game Tackles for Loss

	UA-A	TOT	CSM	WWU	CMSU	CWU	SBU	PSU	NWMSU	TSU	ESU	MSSU	MWSU
Lawrence,Eric DE	1-3	4	1-1	-	3-7								
Looney,Josh LB	1-2	3	1-1	-	2-7								
Huenefeld,Cody DE	2-1	3	2-12	-	1-0								
Sims,Roy DT	2-1	3	-	1-2	2-2								
Gould,Grant LB	2-1	3	2-15	-	1-11								
Moyer,Dustin DE	1-1	2	2-1	-	DNP								
Hemmerling,Zach DE	1-0	1	-	1-6	-								
King,Andre DE	1-0	1	-	1-15	DNP								
Gonzalez,Mike LB	0-1	1	-	-	1-1								
Bull,Nick DT	1-0	1	1-1	-	-								
Lewis,Trey DT	1-0	1	-	1-7	-								
Terrell,Fletche DB	1-0	1	-	-	1-17								
Tossie,Sam	0-1	1	DNP	DNP	1-1								
Lebahn,Jake	1-0	1	-	1-16	-								
Neal,Aaron LB	0-1	1	-	-	1-1								

Game By Game Tackles - Leaders

	UA-A	TOT	CSM	WWU	CMSU	CWU	SBU	PSU	NWMSU	TSU	ESU	MSSU	MWSU
Gould,Grant LB	14-19	33	5-7	3-7	6-5								
Beck,Erin FS	5-17	22	2-3	2-8	1-6								
Cobb,Terrell LB	6-13	19	2-5	4-7	0-1								
Gonzalez,Mike LB	5-12	17	3-4	1-1	1-7								
Neal,Aaron LB	6-11	17	2-3	0-3	4-5								
Looney,Josh LB	5-9	14	0-2	3-2	2-5								
Lawrence,Eric DE	3-11	14	2-7	0-1	1-3								
Terrell,Fletche DB	7-6	13	1-3	3-2	3-1								
Lewis,Trey DT	6-6	12	1-1	4-1	1-4								
Beckford,Xavier DB	7-2	9	7-1	-	0-1								
Sims,Roy DT	5-4	9	-	1-2	4-2								
Tetuan,Jarod	5-4	9	-	1-2	4-2								
Huenefeld,Cody DE	4-4	8	3-1	1-0	0-3								
Talley,Henry DB	5-1	6	2-0	3-1	-								
Hemmerling,Zach DE	2-3	5	1-2	1-1	-								
Stuckey,Calvin DB	2-3	5	0-2	2-0	0-1								
Ewy,Adam FS	1-4	5	1-4	DNP	DNP								
Brown,Chris LB	2-3	5	0-1	1-2	1-0								
Bull,Nick DT	2-2	4	2-0	0-2	-								
King,Andre DE	2-1	3	-	2-1	DNP								
Moyer,Dustin DE	1-2	3	1-2	-	DNP								
Scott,Jeff	0-2	2	0-1	0-1	-								
Bland,Rawshawn	1-1	2	1-0	0-1	-								
Lehman,Cason	2-0	2	2-0	-	-								
Lebahn,Jake	1-1	2	0-1	1-0	-								
Martin,James	0-1	1	-	-	0-1								
Burgess,Marquet	0-1	1	DNP	0-1	DNP								
Gardiner,Aaron WR	0-1	1	-	-	0-1								
Tossie,Sam	0-1	1	DNP	DNP	0-1								
Hicks,Aaron LB	0-1	1	-	-	0-1								



INDIVIDUAL GAME HIGHS

Rushes	21	Hearn,Trent at Colorado Mines (Aug 27)
Yards Rushing	106	Hearn,Trent at Colorado Mines (Aug 27)
TD Rushes	1	Hearn,Trent at Colorado Mines (Aug 27)
		Mosley,Ra'Shawn vs Western Washington (Sep 03)
		Hearn,Trent vs Western Washington (Sep 03)
		Walker,Brandon vs Western Washington (Sep 03)
		Mosley,Ra'Shawn vs Central Mo. St. (Sep 10)
		Hearn,Trent vs Central Mo. St. (Sep 10)
Long Rush	78	Walker,Brandon vs Western Washington (Sep 03)
Pass attempts	25	Brill,Jordan at Colorado Mines (Aug 27)
Pass completions	14	Brill,Jordan at Colorado Mines (Aug 27)
Yards Passing	348	Brill,Jordan at Colorado Mines (Aug 27)
TD Passes	3	Brill,Jordan at Colorado Mines (Aug 27)
		Brill,Jordan vs Central Mo. St. (Sep 10)
Long Pass	82	Brill,Jordan at Colorado Mines (Aug 27)
Receptions	7	Sissom,Sam at Colorado Mines (Aug 27)
Yards Receiving	231	Sissom,Sam at Colorado Mines (Aug 27)
TD Receptions	3	Sissom,Sam at Colorado Mines (Aug 27)
Long Reception	82	Sissom,Sam at Colorado Mines (Aug 27)
Field Goals	1	Sabel,Connor vs Western Washington (Sep 03)
Long Field Goal	41	Sabel,Connor vs Western Washington (Sep 03)
Punts	5	Massey,Curtis at Colorado Mines (Aug 27)
Punting Avg	41.4	Massey,Curtis at Colorado Mines (Aug 27)
Long Punt	53	Massey,Curtis vs Western Washington (Sep 03)
Long Punt Return	16	Tetuan,Jarod vs Central Mo. St. (Sep 10)
Long Kickoff Return	100	Terrell,Fletcher vs Central Mo. St. (Sep 10)
Tackles	12	Gould,Grant at Colorado Mines (Aug 27)
Sacks	2.0	Gould,Grant at Colorado Mines (Aug 27)
		Moyer,Dustin at Colorado Mines (Aug 27)
Tackles For Loss	3.0	Lawrence,Eric vs Central Mo. St. (Sep 10)
Interceptions	2	Terrell,Fletcher at Colorado Mines (Aug 27)

TEAM GAME HIGHS


Rushes	43	vs Central Mo. St. (Sep 10)
Yards Rushing	226	vs Western Washington (Sep 03)
Yards Per Rush	5.4	vs Western Washington (Sep 03)
TD Rushes	3	vs Western Washington (Sep 03)
Pass attempts	25	at Colorado Mines (Aug 27)
Pass completions	14	at Colorado Mines (Aug 27)
Yards Passing	348	at Colorado Mines (Aug 27)
Yards Per Pass	13.9	at Colorado Mines (Aug 27)
TD Passes	3	at Colorado Mines (Aug 27)
		vs Central Mo. St. (Sep 10)
Total Plays	67	at Colorado Mines (Aug 27)
Total Offense	492	at Colorado Mines (Aug 27)
Yards Per Play	7.3	at Colorado Mines (Aug 27)
Points	42	vs Central Mo. St. (Sep 10)
Sacks By	4	at Colorado Mines (Aug 27)
First Downs	22	vs Central Mo. St. (Sep 10)
Penalties	11	vs Western Washington (Sep 03)
Penalty Yards	97	vs Central Mo. St. (Sep 10)
Turnovers	3	vs Western Washington (Sep 03)
Interceptions By	4	at Colorado Mines (Aug 27)

OPPONENT INDIVIDUAL GAME HIGHS

Rushes	21	Caldwell,Will, vs Central Mo. St. (Sep 10)
Yards Rushing	72	Caldwell,Will, vs Central Mo. St. (Sep 10)
TD Rushes	1	Olson,Andy, vs Western Washington (Sep 03)
Long Rush	58	Monrean,James, vs Western Washington (Sep 03)
Pass attempts	45	Garrett Mehl, at Colorado Mines (Aug 27)
Pass completions	29	Garrett Mehl, at Colorado Mines (Aug 27)
Yards Passing	281	Garrett Mehl, at Colorado Mines (Aug 27)
TD Passes	3	Korrodi,Toby, vs Central Mo. St. (Sep 10)
Long Pass	81	Korrodi,Toby, vs Central Mo. St. (Sep 10)
Receptions	12	Justin Gallas, at Colorado Mines (Aug 27)
Yards Receiving	148	Justin Gallas, at Colorado Mines (Aug 27)
TD Receptions	1	Justin Gallas, at Colorado Mines (Aug 27)
		Corey Huck, at Colorado Mines (Aug 27)
		Olson,Andy, vs Western Washington (Sep 03)
		Tuggle,Darrius, vs Western Washington (Sep 03)
		Caldwell,Will, vs Central Mo. St. (Sep 10)
		Walker,Delanie, vs Central Mo. St. (Sep 10)
		Hefner,Micah, vs Central Mo. St. (Sep 10)
Long Reception	81	Hefner,Micah, vs Central Mo. St. (Sep 10)
Field Goals	1	Aaron Abel, at Colorado Mines (Aug 27)
		Webb,Spencer, vs Central Mo. St. (Sep 10)
Long Field Goal	38	Aaron Abel, at Colorado Mines (Aug 27)
Punts	7	Frankel,Matt, vs Central Mo. St. (Sep 10)
Punting Avg	42.3	Frankel,Matt, vs Central Mo. St. (Sep 10)
Long Punt	64	Frankel,Matt, vs Central Mo. St. (Sep 10)
Long Punt Return	29	Justin Gallas, at Colorado Mines (Aug 27)
Long Kickoff Return	51	Justin Gallas, at Colorado Mines (Aug 27)
Tackles	11	Luke Salmans, at Colorado Mines (Aug 27)
		Kyle Smith, at Colorado Mines (Aug 27)
		Jared Heath, at Colorado Mines (Aug 27)
Sacks	2.0	Jared Heath, at Colorado Mines (Aug 27)
Tackles For Loss	3.0	Jared Heath, at Colorado Mines (Aug 27)
Interceptions	1	Nick Gilbreath, at Colorado Mines (Aug 27)
		Race,Greg, vs Central Mo. St. (Sep 10)

OPPONENT TEAM GAME HIGHS

Rushes	33	vs Central Mo. St. (Sep 10)
Yards Rushing	137	vs Western Washington (Sep 03)
Yards Per Rush	4.3	vs Western Washington (Sep 03)
TD Rushes	1	vs Western Washington (Sep 03)
Pass attempts	53	at Colorado Mines (Aug 27)
Pass completions	32	at Colorado Mines (Aug 27)
Yards Passing	303	at Colorado Mines (Aug 27)
Yards Per Pass	6.8	vs Western Washington (Sep 03)
TD Passes	3	vs Central Mo. St. (Sep 10)
Total Plays	82	at Colorado Mines (Aug 27)
Total Offense	403	vs Western Washington (Sep 03)
Yards Per Play	5.7	vs Western Washington (Sep 03)
Points	27	vs Central Mo. St. (Sep 10)
Sacks By	4	vs Western Washington (Sep 03)
First Downs	23	at Colorado Mines (Aug 27)
Penalties	9	vs Central Mo. St. (Sep 10)
Penalty Yards	66	vs Central Mo. St. (Sep 10)
Turnovers	5	at Colorado Mines (Aug 27)
Interceptions By	1	at Colorado Mines (Aug 27)
		vs Central Mo. St. (Sep 10)



Rushing Yards

Career Leaders	Yards	Att.	Avg	TD
Dino DeLisa, 1983-85	2,794	665	4.2	29
Brandon Rainer, 1998-2001	2,182	459	4.8	31
Les Williams, 1986-90	2,030	485	4.2	16
Leroy Harmon, 1945-49	1,927			
Willie Sapp, 1995-97	1,816	322	5.6	14
Tyler Schuerman, 2000-04	1,790	422	4.0	25
Art Fletcher, 1946-49	1,698			
<i>Trent Hearn, 2003-pr</i>	<i>1,684</i>	<i>362</i>	<i>4.7</i>	<i>22</i>
Bill Baker, 1951-53	1,670	299	5.6	
Kevin McCormick, 1969-71	1,581	472	3.4	20
Brent Cripps, 1974-77	1,506	414	3.6	18
Nick Cummings, 1992-94	1,448	335	4.3	14
<i>Ra'Shawn Mosley, 2004-pr</i>	<i>1,294</i>	<i>254</i>	<i>5.1</i>	<i>13</i>

Season Leaders	Yards	Att.	Avg	TD
Dino DeLisa, 1983	1,185	262	4.5	14
Trent Hearn, 2003	1,116	235	4.8	16
Ra'Shawn Mosley, 2004	1,084	215	5.0	11
Art Fletcher, 1948	979	180	5.4	
Les Williams, 1988	947	206	4.6	5
Phil Brooks, 1989	936	188	5.0	6
Dino DeLisa, 1985	888	215	4.1	7
Kevin McCormick, 1971	862	172	5.0	13
Willie Sapp, 1997	819	146	5.6	8
Greg Lane, 1990	758	178	4.3	3

Passing Yards

Career Leaders	Yards	Cmp.	Att.	Pct.	TD	Int.
Tyler Schuerman, 2000-04	6,525	440	831	.529	53	36
Joe Schartz, 1993-96	5,527	307	728	.422	31	54
Mike Atkins, 1977-80	5,437	442	866	.510	31	62
Dustin Hickel, 2001-04	4,044	279	606	.460	32	36
Mike Grogan, 1974-77	3,761	292	596	.490	32	40
Aaron Battle, 1994-98	3,479	244	481	.507	14	15
Barry Galbraith, 1995-99	2,684	181	319	.567	19	9
Mark Elliott, 1980-83	2,604	182	418	.435	13	26
Barry Griffiths, 1987-88	2,395	139	296	.470	23	13
Kyle Kingston, 1986-87	2,381	146	304	.480	15	21
<i>Jordan Brill, 2004-pr</i>	<i>1,271</i>	<i>83</i>	<i>144</i>	<i>.576</i>	<i>11</i>	<i>4</i>

Season Leaders	Yards	Cmp.	Att.	Pct.	TD	Int.
Barry Griffiths, 1988	2,338	135	275	.479	23	11
Tyler Schuerman, 2004	2,308	159	289	.550	28	6
Barry Galbraith, 1999	2,269	151	262	.576	16	7
Aaron Battle, 1998	2,131	266	149	.560	10	7
Dustin Hickel, 2002	2,160	142	308	.461	21	12
Mike Atkins, 1980	2,106	183	345	.530	13	20
Tyler Schuerman, 2000	1,936	134	245	.547	10	13
Mike Atkins, 1979	1,678	130	248	.524	11	15
Kyle Kingston, 1987	1,629	97	191	.507	12	15
Joe Schartz, 1995	1,452	78	149	.524	10	15

Receiving

Career Leaders (by receptions)	No	Yards	TD	Avg
Michael Dritein, 1992-95	170	3,103	18	18.3
<i>Sam Sissom, 2002-pr</i>	<i>152</i>	<i>2,614</i>	<i>36</i>	<i>17.2</i>
Ron Hamilton, 1979-80	134	1,919	11	14.3
Marc Nardella, 1996-99	119	2,080	15	17.4
<i>Mike Odupitan, 2002-pr</i>	<i>118</i>	<i>1,972</i>	<i>21</i>	<i>16.7</i>
Colon McNeal, 1998-2001	113	1,808	13	16.0
Troy Slusser, 1985-88	107	2,428	35	22.7
Mike Keeley, 1975-78	98	1,592	9	16.2
<i>Cason Lehman, 2001-05</i>	<i>79</i>	<i>1,294</i>	<i>6</i>	<i>16.4</i>

Season Leaders (by receps.)	No	Yards	TD	Avg.
Ron Hamilton, 1980	84	1,128	5	13.4
Troy Slusser, 1988	68	1,512	20	22.2
Sam Sissom, 2004	65	1,109	15	17.1
Marc Nardella, 1998	64	1,136	6	17.8
Mike Odupitan, 2004	56	816	10	14.6
Michael Dritein, 1993	51	742	4	14.6
Ron Hamilton, 1979	50	791	6	15.8

Career Leaders (by yardage)	Yards	No	TD	Avg.
Michael Dritein, 1992-95	3,103	170	18	18.3
Troy Slusser, 1985-88	2,428	107	35	22.7
<i>Sam Sissom, 2002-pr</i>	<i>2,614</i>	<i>152</i>	<i>36</i>	<i>17.2</i>
Marc Nardella, 1996-99	2,080	119	15	17.4
<i>Mike Odupitan, 2002-pr</i>	<i>1,972</i>	<i>118</i>	<i>21</i>	<i>16.7</i>
Ron Hamilton, 1979-80	1,919	134	11	14.3
Colon McNeal, 1998-2001	1,808	113	13	16.0
Mike Keeley, 1975-78	1,592	98	9	16.2
<i>Cason Lehman, 2001-05</i>	<i>1,294</i>	<i>79</i>	<i>6</i>	<i>16.4</i>
Al Dressman, 1969-71	1,228	49	8	25.1

Season Leaders (by yardage)	Yards	No	TD	Avg.
Troy Slusser, 1988	1,512	68	20	20.2
Marc Nardella, 1998	1,136	64	6	17.8
Ron Hamilton, 1980	1,128	84	5	13.4
Michael Dritein, 1995	1,112	48	8	23.2
Sam Sissom, 2004	1,109	65	15	17.1
Marc Nardella, 1999	933	54	9	17.3
Colon McNeal, 2000	829	51	4	16.3
Mike Odupitan, 2004	816	56	10	14.6
Michael Dritein, 1994	816	39	3	20.9

Total Offensive Yards

Career Leaders	Yards	Rush	Pass
Tyler Schuerman, 2000-04	8,315	1,790	6,525
Joe Schartz, 1993-96	6,622	1,095	5,527
Dustin Hickel, 2001-04	5,242	1,098	4,144
Mike Atkins, 1977-80	5,063	-284	5,437
Aaron Battle, 1994-98	4,173	694	3,479
LeRoy Harmon, 1945-49	3,924	1,927	1,997
Mike Grogan, 1974-77	3,861	100	3,761
Barry Galbraith, 1995-99	3,040	356	2,684
Dino DeLisa, 1983-85	2,794	2,794	0
<i>Trent Hearn, 2002-05</i>	<i>1,684</i>	<i>1,684</i>	<i>0</i>
<i>Ra'Shawn Mosley, 2004-05</i>	<i>1,294</i>	<i>1,294</i>	<i>0</i>
<i>Jordan Brill, 2004-pr</i>	<i>1,209</i>	<i>-62</i>	<i>1,271</i>

Season Leaders	Yards	Rush	Pass
Tyler Schuerman, 2004	2,691	383	2,308
Tyler Schuerman, 2000	2,644	708	1,936
Dustin Hickel, 2002	2,571	411	2,160
Barry Galbraith, 1999	2,540	271	2,269
Barry Griffiths, 1988	2,296	-42	2,338
Aaron Battle, 1998	2,258	127	2,131
Mike Atkins, 1980	1,905	-201	2,106
Joe Schartz, 1995	1,891	439	1,452
Kyle Kingston, 1987	1,794	165	1,629
Aaron Battle, 1997	1,677	502	1,175

Total All Purpose Yards

Career Leaders by Yards	Yards
Troy Slusser, 1985-88	5,043
Michael Dritein, 1992-95	3,823
Colon McNeal, 1998-2001	3,441
<i>Mike Odupitan, 2002-pr</i>	<i>3,345</i>
Dino DeLisa, 1983-86	3,114
<i>Sam Sissom, 2002-pr</i>	<i>3,229</i>
Willie Sapp, 1995-97	2,496
Dash Wandix, 1986-1999	2,419
Brandon Rainer, 1998-01	2,298
Marc Nardella, 1996-1999	2,079
<i>Trent Hearn, 2003-pr</i>	<i>1,684</i>
<i>Cason Lehman, 2001-pr</i>	<i>1,399</i>
<i>Ra'Shawn Mosley, 2004-pr</i>	<i>1,294</i>

Career Leaders by Yards Per Game	Yards	YPG
Troy Slusser, 1985-88	5,043	117.4
Michael Dritein, 1992-95	3,823	103.3
<i>Mike Odupitan, 2002-pr</i>	<i>3,345</i>	<i>98.4</i>
<i>Ra'Shawn Mosley, 2004-pr</i>	<i>1,294</i>	<i>94.5</i>
<i>Sam Sissom, 2002-pr</i>	<i>3,229</i>	<i>92.3</i>
<i>Trent Hearn, 2003-pr</i>	<i>1,684</i>	<i>89.9</i>
Willie Sapp, 1995-97	2,496	83.2

Season Leaders by Yards	Yards
Troy Slusser, 1988	2,012
Troy Slusser, 1987	1,544
Dino DeLisa, 1983	1,452
Sam Sissom, 2004	1,419
Michael Dritein, 1995	1,403
Ron Hamilton, 1980	1,253
Ra'Shawn Mosley, 2004	1,202
Mike Odupitan, 2003	1,160
Marc Nardella, 1998	1,136
Trent Hearn, 2003	1,136

Season Leaders by Yards Per Game	Yards	YPG
Troy Slusser, 1988	2,012	182.9
Dino DeLisa, 1983	1,452	145.2
Troy Slusser, 1987	1,544	140.4
Michael Dritein, 1995	1,403	140.3
Ron Hamilton, 1980	1,253	125.3
Sam Sissom, 2004	1,419	118.2
Mike Odupitan, 2003	1,160	116.0
Trent Hearn, 2003	1,136	113.6
Mike Odupitan, 2004	1,295	107.9
Dino DeLisa, 1985	941	104.6
Marc Nardella, 1998	1,136	103.8
Ra'Shawn Mosley, 2004	1,202	100.2
Colon McNeal, 2001	1,080	98.2
Aaron Rucker, 1997	1,074	97.6
Phil Brooks, 1989	940	94.0
<i>(will be updated through the season)</i>		
<i>Odupitan, Mike, 2005</i>	<i>404</i>	<i>134.7</i>
<i>Sissom, Sam, 2005</i>	<i>238</i>	<i>119.0</i>
<i>Hearn, Trent, 2005</i>	<i>290</i>	<i>96.7</i>



Kick Returners

Career Leaders (min. 15)	Avg	Ret	Yards	TD
Clarence Taylor, 1974-77	24.8	47	1,184	0
Corey Crain, 1999-2002	24.6	27	663	1
Patrick Hayes, 1999-2002	23.3	51	1,189	0
Ron Beal, 1978-79	23.1	18	432	0
Chris Huelsman, 2001-03	23.0	21	484	0
Troy Slusser, 1985-88	21.8	49	1,101	0
Joe Clark, 1990	21.6	30	648	0
Mike Odupitan, 2002-pr	21.2	56	1,189	1

Season Leaders (min. 8)	Avg.	Ret	Yards	TD
Gene McBride, 1970	43.8	8	350	0
Corey Crain, 1999	32.5	10	325	1
Clarence Taylor, 1976	28.8	18	519	0
Mike Odupitan, 2003	28.0	21	588	1
Clarence Taylor, 1977	27.6	15	414	0
Ron Beal, 1979	27.4	11	301	0
Patrick Hayes, 2000	24.8	22	545	0
Colon McNeal, 2001	24.8	13	323	0
Dwayne Haley, 1988	24.6	13	304	0
Troy Slusser, 1987	24.4	17	414	0

Fletcher Terrell, 2005	40.4	5	202	1
------------------------	------	---	-----	---

Punt Returners

Career Leaders	Avg.	Ret.	Yards	TD
Jarod Tetuan, 2003-05	17.9	10	179	0
Mayo Schmidt, 1978	12.9	14	181	0
Sam Sissom, 2002-04	11.0	55	606	1
Clarence Taylor, 1974-77	10.9	75	820	1
Colon McNeal, 1998-2001	10.7	49	524	0
Ron Beal, 1978-79	10.4	29	302	0
Ron Hamilton, 1979-80	9.6	13	125	0

Season Leaders (min.7)	Avg.	Ret.	Yards	TD
Colon McNeal, 1998	15.3	13	199	0
Clarence Taylor, 1975	13.9	15	209	1
Sam Sissom, 2004	13.5	23	310	1
Mayo Schmidt, 1978	12.9	14	181	0
Ron Beal, 1978	12.3	15	185	0
Clarence Taylor, 1977	11.7	28	327	0
Troy Slusser, 1988	10.8	38	414	0

Scoring

Career Leaders	Points	TD	PAT	FG
Troy Slusser, 1985-88	226	37	2	0
Sam Sissom, 2002-pr	226	37	2	0
Chad Todd 1997-2000	210	0	102	36
Brandon Rainer, 1998-2001	186	31	0	0
Dino DeLisa, 1983-85	174	29	0	0
Tyler Schuerman, 2000-04	150	25	0	0
Nick Kresic, 1983-86	141	0	78	34
Joe Schartz, 1993-96	138	23	0	0
Mike Odupitan, 2002-pr	138	23	0	0
Dan Brown, 1992-95	137	0	74	21
Trent Hearn, 2003-pr	132	22	0	0
Kevin McCormick, 1969-71	126	21	0	0
Willie Sapp, 1995-97	116	19	1	0
Michael Dritlein, 1992-95	108	18	0	0
Brent Cripps, 1975-77	108	18	0	0
Connor Sabel, 2003-pr	102	0	81	7
Ra'Shawn Mosley, 2004-pr	78	13	0	0

Season Leaders	Points	TD	PAT	FG
Troy Slusser, 1988	128	21	1	0
Sam Sissom, 2004	98	16	1	0
Tyler Schuerman, 2000	96	16	0	0
Trent Hearn, 2003	96	16	0	0
Dino DeLisa, 1983	84	14	0	0
Nick Kresic, 1986	79	0	28	17
Kevin McCormick, 1971	78	13	0	0
Sam Sissom, 2002	74	12	1	0
Ra'Shawn Mosley, 2004	66	11	0	0
Mike Odupitan, 2004	66	11	0	0

Punting

Career Leaders	Avg.	Punts	Yards
Kevin Cummings, 1979-80	40.9	72	2,879
Curtis Massey, 2004-pr	40.1	70	2,812
Brent Cripps, 1974-77	40.0	196	7,844
Alan Kaniper, 1988-91	38.4	231	8,933
Eric Roth, 1999-2002	38.2	204	7,800
Jon Bakalar, 1970-71	37.8	123	4,645
Jeff Hill, 1966-69	37.6	191	7,229
Tim Beasley, 1984-87	37.7	239	8,983
Pete Roscetti, 1963	37.3	32	1,811
Dave Bowan, 1972	36.7	50	1,835

Season Leaders	Avg.	Punts	Yards
Eric Roth, 2002	42.5	53	2,252
Brent Cripps, 1977	42.0	46	1,934
Curtis Massey, 2004	40.9	59	2,416
Alan Kaniper, 1990	40.1	62	2,488
Brian Fuemmeler, 1997	39.9	58	2,312
Kevin Cummings, 1980	39.8	66	2,627
Brent Cripps, 1974	39.8	56	2,231
Alan Kaniper, 1991	39.3	65	2,555
Brent Cripps, 1975	39.3	40	1,573
Jon Bakalar, 1971	39.0	62	2,417

Tackles

Career Leaders	Tackles	Solos	Assists
Grant Gould, 2002-pr	364	161	203
Tony Scollieri, 1994-97	349	196	153
Joe Corcoran, 2000-04	324	150	174
Matt Cahill, 1979-82	323	•	•
Jeremy Potts, 1998-2001	258	143	115
Corey Phipps, 1997-2000	242	125	117
Todd McGhghy, 1990-91	226	138	88
Nolan Jeffery, 1993-95	225	141	84
Wade Dennis, 1986-88	191	98	93
Morgan Dewey, 2002-03	185	71	114
Josh Looney, 2002-05	185	75	110


Season Leaders	Tackles	Solos	Assists
Bill Guidetti, 1984	152	•	•
Todd McGhghy, 1991	129	71	58
Grant Gould, 2004	127	54	73
Joe Corcoran, 2002	124	57	55
Tony Scollieri, 1997	124	74	50
Tony Scollieri, 1996	116	61	55
Corey Phipps, 1999	112	57	55
Grant Gould, 2003	111	45	66
Wade Dennis, 1988	111	62	49
Charlie Bennett, 1987	108	67	41

^Career tackle charts are incomplete before 1984

Golden, Colo.. - The Washburn Ichabods opened the 2005 season in fine fashion as they topped No. 14 ranked Colorado Mines 28-17. In the process, the Ichabods won their fourth straight overall game since the 1988 season when they won four straight from Oct. 1 to Oct. 22.

The Ichabods jumped on the board early as sophomore quarterback Jordan Brill, making his second career start, hit Sam Sissom on a 62-yard touchdown strike. It was the first of three Sissom touchdown receptions from Brill as he would finish with seven receptions for 231 yards and lifted his career touchdown tally to 36, setting the Washburn all-time record. He also raised his career point total to 226, tying Troy Slusser for the most points in school history. Sissom's 35 regular season touchdown receptions also ties Jamaica Rector's (Northwest Missouri, 2001-04) record for most in MIAA history.

After trading possessions with the Orediggers, Brill and Sissom hooked up again for an 82-yard touchdown to put the Ichabods up 14-0. The Ichabods would increase their lead to 21-0 after Sissom caught his final TD pass capping a 7-play, 97-yard drive after the Ichabod defense held the Orediggers out of the endzone from inside the Washburn 10



yard line.

The Orediggers would rebound with a 50-yard drive right before the half converting a 38-yard field goal to cut the Ichabod lead to 21-3 at the break.

In the second half, the Orediggers jumped on the board on their first drive of the half to cut the lead to 21-10, but the Ichabods came right back with a 78-yard drive finished off by Trent Hearn's 6-yard run, which would wrap the scoring for the Ichabods.

Colorado Mines added a touchdown late, but would not get any closer.

The Ichabods racked up 144 yards on the ground with Hearn going over the 100-yard mark with 21 carries for 106 yards and Ra'Shawn Mosley had 13 carries for 68 yards. Mike Odupitan had four catches for 57 yards and Jeff Scott had a career high 60 yards receiving with three receptions.

On the defense, the Ichabods created five turnovers, including two interceptions by Fletcher Terrell. Calvin Stuckey and Erin Beck each had interceptions and Terrell Cobb had a fumble recovery.

Senior Grant Gould had 12 tackles including two sacks for the Ichabods, giving him 343 for his career, needing seven to break the current school record of 349 held by Tony Scollieri.

Score by Quarters

Washburn	14	7	7	0	28
No. 14 Colorado Mines	0	3	7	7	17

Scoring Summary

1st Quarter

WU 14:33 Sissom, Sam 62 yd pass from Brill, Jordan
Sabel, Connor kick

WU 10:06 Sissom, Sam 82 yd pass from Brill, Jordan
Sabel, Connor kick

2nd Quarter

WU 00:29 Sissom, Sam 6 yd pass from Brill, Jordan -
Sabel, Connor kick

CSM 00:03 Aaron Abel 38 yd field goal

3rd Quarter

CSM 11:54 Corey Huck 6 yd pass from Garrett Mehl
Aaron Abel kick 8-49 2:58 21 10

WU 09:00 Hearn, Trent 5 yd run

Sabel, Connor kick

4th Quarter

CSM 06:46 Justin Gallas 7 yd pass from Garrett Mehl
Aaron Abel kick

Team Stats

	WU	CSM
FIRST DOWNS	19	23
Rushing	7	7
Passing	12	15
Penalty	0	1
NET YARDS RUSHING	144	76
Rushing Attempts	42	29
Average Per Rush	3.4	2.6
Yards Gained Rushing	181	107
Yards Lost Rushing	37	31
NET YARDS PASSING	348	303
Completions-Attempts-Int	14-25-1	32-53-4
Average Per Attempt	13.9	5.7
Average Per Completion	24.9	9.5
TOTAL OFFENSE YARDS	492	379
Total offense plays	67	82
Average Gain Per Play	7.3	4.6
Fumbles: Number-Lost	1-1	3-1
Penalties: Number-Yards	7-64	0-0
PUNTS-YARDS	5-207	3-99
Average Yards Per Punt	41.4	33.0
Net Yards Per Punt	24.8	32.3
Inside 20	0	2
KICKOFFS-YARDS	5-294	4-235
Average Yards Per Kickoff	58.8	58.8
Net Yards Per Kickoff	37.2	43.0
Touchbacks	2	0
Punt returns: Number-Yards-TD	1-2-0	3-43-0
Average Per Return	2.0	14.3
Kickoff returns: Number-Yds-TD	4-63-0	3-68-0
Average Per Return	15.8	22.7
Interceptions: Number-Yds-TD	4-15-0	1-3-0
Fumble Returns: Number-Yds-TD	0-0-0	1-20-0
Possession Time	27:50	32:10
Third-Down Conversions	6 of 14	3 of 15
Fourth-Down Conversions	0 of 1	5 of 7
Red-Zone Scores-Chances	2-2	2-4
Sacks By: Number-Yards	4-18	2-23
PAT Kicks	4-4	2-2

Washburn 28 No. 14 Colorado Mines 17

August 27, 2005 • Golden, Colo. • Brooks Field
Attendance: 2,143

Washburn

Rushing	No	Gain	Loss	Net	TD	Lg	Avg
Hearn, Trent	21	106	0	106	1	31	5.0
Mosley, Ra'Shawn	13	74	6	68	0	23	5.2
Patterson, A.J.	1	0	1	-1	0	0	-1.0
Odupitan, Mike	1	0	3	-3	0	0	-3.0
TM-Ichabods	3	0	3	-3	0	0	-1.0
Brill, Jordan	3	1	24	-23	0	1	-7.7
Totals...	42	181	37	144	1	31	3.4

Passing	Att	Cmp	Int	Yds	TD	Long	Sack
Brill, Jordan	25	14	1	348	3	82	2
Totals...	25	14	1	348	3	82	2

Receiving	No.	Yds	TD	Long
Sissom, Sam	7	231	3	82
Odupitan, Mike	4	57	0	20
Scott, Jeff	3	60	0	38
Totals...	14	348	3	82

Punting	No.	Yds	Avg	Long	In20	TB
Massey, Curtis	5	207	41.4	48	0	2
Totals...	5	207	41.4	48	0	2

All Returns	No	Yds	Lg	No	Yds	Lg	No	Yds	Lg
Odupitan, Mike	0	0	0	3	49	27	0	0	0
Beck, Erin	0	0	0	0	0	0	1	-1	0
Tetuan, Jarod	1	2	2	1	14	14	0	0	0
Stuckey, Calvin	0	0	0	0	0	0	1	16	16
Terrell, Fletcher	0	0	0	0	0	0	2	0	0
Totals...	1	2	2	4	63	27	4	15	16

Field Goals

no attempts

Colorado Mines

Rushing	No	Gain	Loss	Net	TD	Lg	Avg
Garrett Mehl	16	63	26	37	0	20	2.3
Bryan Florendo	10	39	5	34	0	8	3.4
Danny Medina	3	5	0	5	0	5	1.7
Totals...	29	107	31	76	0	20	2.6

Passing	Att	Cmp	Int	Yds	TD	Long	Sack
Garrett Mehl	45	29	1	281	2	25	4
Danny Medina	8	3	3	22	0	10	0
Totals...	53	32	4	303	2	25	4

Receiving	No.	Yds	TD	Long
Justin Gallas	12	148	1	25
Bryan Florendo	10	86	0	19
Derek Dykstra	4	21	0	9
Corey Huck	3	21	1	9
Ryan Hollinshea	2	15	0	11
Michael Curl	1	12	0	12
Totals...	32	303	2	25

Punting	No.	Yds	Avg	Long	In20	TB
Danny Medina	3	99	33.0	35	2	0
Totals...	3	99	33.0	35	2	0

All Returns	No	Yds	Lg	No	Yds	Lg	No	Yds	Lg
Justin Gallas	3	43	29	2	68	51	0	0	0
Michael Claffey	0	0	0	1	0	0	0	0	0
Nick Gilbreath	0	0	0	0	0	0	1	3	3
Totals...	3	43	29	3	68	51	1	3	3

Field Goals

Aaron Abel 2nd 00:03 38 yds Good

TOPEKA -- The Washburn Ichabods improved to 2-0 with a 31-21 win over Western Washington on Saturday in Yager Stadium.

The Ichabods found themselves down early as the Vikings' All-America wide receiver Andy Olson scored on an 8-yard reverse putting Western Washington up 7-0. The Ichabods would crack the scoring column on the ensuing drive on a career-long 41-yard field goal by Connor Sabel.

Ra'Shawn Mosley put the Ichabods up for good as he capped a 58-yard drive with a 4-yard touchdown run.

The Ichabods scored again on the very next play from scrimmage as the Fletcher Terrell picked off a Jame Monrean pass and return it 23 yards for a touchdown to give the Ichabods a 17-7 lead before the end of the first quarter.

The Ichabods added another score as Brandon Walker came in at quarterback and scampered 78 yards for a touchdown to put the 'Bods up 24-7. Trent Hearn rushed 19 yards for a touchdown at the 6:17 mark of the


second quarter to put the Ichabods up 31-7, but that would be all the scoring for the Ichabods as they were shutout by the Vikings in the second half.

The Vikings' offense came alive as Monrean would hit Olson for a 35-yard touchdown strike with 4:09 left in the half and Darrius Tuggle for a 28-yard connection with 11 seconds left in the half to end the scoring for both teams.

Grant Gould became

Washburn's all-time leading tackler by collecting his 353rd of his career on the afternoon. He finished the game with 10 tackles, passing Tony Scollieri who had 349 for his career at Washburn. Terrell Cobb led the Ichabods with 11 tackles and a forced fumble.

The Ichabods racked up 425 yards in total offense behind Hearn's 94 yards rushing on 16 carries. Jordan Brill was 11 for 18 for 199 yards and Mike Odupitan had six catches for 119 yards.



Score by Quarters

Western Washington	7	14	0	0	21
Washburn	17	14	0	0	31

Scoring Summary

1st Quarter

WWU	09:22	Olson, Andy	8 yd run
		Younggren, Ace	kick
WU	05:14	Sabel, Connor	41 yd field goal
WU	01:51	Mosley, Ra'Shawn	4 yd run
		Sabel, Connor	kick
WU	01:36	Terrell, Fletcher	23 yd interception return
		Sabel, Connor	kick

2nd Quarter

WU	12:02	Walker, Brandon	78 yd run
		Sabel, Connor	kick
WU	06:17	Hearn, Trent	19 yd run
		Sabel, Connor	kick
WWU	04:09	Olson, Andy	35 yd pass from Monrean, James
		Younggren, Ace	kick
WWU	00:11	Tuggle, Darrius	28 yd pass from Monrean, James
		Younggren, Ace	kick

Team Stats

	WWU	WU
FIRST DOWNS	19	21
Rushing	8	10
Passing	9	8
Penalty	2	3
NET YARDS RUSHING	137	226
Rushing Attempts	32	42
Average Per Rush	4.3	5.4
Yards Gained Rushing	183	268
Yards Lost Rushing	46	42
NET YARDS PASSING	266	199
Completions-Attempts-Int	22-39-1	11-18-0
Average Per Attempt	6.8	11.1
Average Per Completion	12.1	18.1
TOTAL OFFENSE YARDS	403	425
Total offense plays	71	60
Average Gain Per Play	5.7	7.1
Fumbles: Number-Lost	4-2	5-3
Penalties: Number-Yards	6-60	11-93
PUNTS-YARDS	5-161	4-144
Average Yards Per Punt	32.2	36.0
50+ Yards	0	2
KICKOFFS-YARDS	4-228	6-372
Average Yards Per Kickoff	57.0	62.0
Net Yards Per Kickoff	34.5	46.7
Touchbacks	0	1
Punt returns: Number-Yards-TD	2-25-0	1-7-0
Average Per Return	12.5	7.0
Kickoff returns: Number-Yds-TD	4-72-0	4-90-0
Average Per Return	18.0	22.5
Interceptions: Number-Yds-TD	0-0-0	1-23-1
Fumble Returns: Number-Yds-TD	0-0-0	0-0-0
Miscellaneous Yards	0	0
Possession Time	30:10	29:50
Third-Down Conversions	3 of 13	3 of 10
Fourth-Down Conversions	0 of 3	1 of 1
Red-Zone Scores-Chances	1-1	2-2
Sacks By: Number-Yards	4-28	3-15
PAT Kicks	3-3	4-4

Western Washington 21 Washburn 31

Sept. 3, 2005 • Topeka, Kan. • Yager Stadium
Attendance: 4,765

Washburn

Rushing	No	Gain	Loss	Net	TD	Lg	Avg
Hearn, Trent	16	99	5	94	1	19	5.9
Walker, Brandon	3	84	3	81	1	78	27.0
Mosley, Ra'Shawn	14	70	6	64	1	13	4.6
Odupitan, Mike	1	7	0	7	0	7	7.0
Patterson, A.J.	1	2	0	2	0	2	2.0
TM-Ichabods	2	0	2	-2	0	0	-1.0
Brill, Jordan	5	6	26	-20	0	6	-4.0
Totals...	42	268	42	226	3	78	5.4

Passing	Att	Cmp	Int	Yds	TD	Long	Sack
Brill, Jordan	18	11	0	199	0	49	4
Totals...	18	11	0	199	0	49	4

Receiving	No.	Yds	TD	Long
Odupitan, Mike	6	119	0	38
Lehman, Cason	3	33	0	19
Tetuan, Jarod	2	47	0	49
Totals...	11	199	0	49

Punting	No.	Yds	Avg	Long	In20	TB
Massey, Curtis	4	144	36.0	53	1	0
Totals...	4	144	36.0	53	1	0

All Returns	No	Yds	Lg	No	Yds	Lg	No	Yds	Lg
Odupitan, Mike	0	0	0	3	64	35	0	0	0
Tetuan, Jarod	0	0	0	1	26	26	0	0	0
Sisson, Sam	1	7	7	0	0	0	0	0	0
Terrell, Fletcher	0	0	0	0	0	0	1	23	23
Totals...	1	7	7	4	90	35	1	23	23

Field Goals

Sabel, Connor	1st	11:16	45 yds	Missed
Sabel, Connor	1st	05:14	41 yds	Good

Western Washington

Rushing	No	Gain	Loss	Net	TD	Lg	Avg
Monrean, James	8	80	30	50	0	58	6.2
Carlyle, Jake	11	44	0	44	0	12	4.0
Jackson, Jordyn	5	30	0	30	0	13	6.0
Tuggle, Darrius	6	21	0	21	0	5	3.5
Olson, Andy	1	8	0	8	1	8	8.0
Team	1	0	16	-16	0	0	-16.0
Totals...	32	183	46	137	1	58	4.3

Passing	Att	Cmp	Int	Yds	TD	Long	Sack
Monrean, James	39	22	1	266	2	36	3
Totals...	39	22	1	266	2	36	3

Receiving	No.	Yds	TD	Long
Olson, Andy	6	105	1	36
Upchurch, Brett	6	76	0	20
Wilson, Matt	2	20	0	15
Carlyle, Jake	2	17	0	16
Yoney, Nick	2	12	0	6
Robinson, Chris	2	6	0	6
Tuggle, Darrius	1	28	1	28
Jackson, Jordyn	1	2	0	2
Totals...	22	266	2	36

Punting	No.	Yds	Avg	Long	In20	TB
Anderson, Corbin	5	161	32.2	39	2	1
Totals...	5	161	32.2	39	2	1

All Returns	No	Yds	Lg	No	Yds	Lg	No	Yds	Lg
Olson, Andy	1	19	19	0	0	0	0	0	0
Jackson, Jordyn	0	0	0	2	42	33	0	0	0
Dell, Casey	1	6	6	0	0	0	0	0	0
Russell, Zach	0	0	0	2	30	16	0	0	0
Totals...	2	25	19	4	72	33	0	0	0

Field Goals


no attempts

TOPEKA - The Washburn Ichabods improved to 3-0 after topping Central Missouri 42-27 in Yager Stadium. The win was the sixth straight overall win dating back to last season - something that no Ichabod team has done since 1964 - while in the process snapping an eight-game losing streak to the Mules. The Washburn Ichabods will step out of the MIAA as they take on Central Washington at 3 p.m. CST in Ellensburg, Wash., next weekend.

The Ichabods jumped on the board first as Jordan Brill hooked up with Mike Odupitan on a 45-yard pass reception capping a six-play, 95-yard drive. The Mules would score their only two points in the first half on a safety late in the first quarter.

The Ichabods rounded out the scoring in the first half with a 7-yard touchdown pass to Jarod Tetuan. It was a busy day for Tetuan as he played both offense and defense for the Ichabods as well as special teams. He had one rush, one carry, one punt return and six tackles in the game.

In the second half, the Mules jumped on the board first as Spencer Webb hit a 32-yard field goal. The teams traded scores as the Cason Lehman caught a 19-yard touchdown pass from Brill - the second of his third TD passes on the day. After a



CMSU score to cut the lead to 21-13, Fletcher Terrell set a Washburn record and became the 13th person in MIAA history to return a kickoff for 100 yards to push the lead back to 15.

The Ichabods would add another score on a Ra'Shawn Mosley 25-yard touchdown run. The Mules would score to cut the lead to 35-19.

Washburn running back Trent Hearn would close out the Ichabod scoring with a 39-yard run to push the lead back to 42-19. The Mules added the final score on a touchdown pass rounding out the scoring

at 42-27.

The Ichabod defense held the Mules to 87 yards of total offense in the first half. Grant Gould led the Ichabods with nine tackles including one sack. Aaron Neal had nine tackles. Nick Bull had the Ichabods only interception of the game and he returned in 12 yards to set up a Washburn touchdown.

Trent Hearn led the Washburn rushing attack with 90 yards and one touchdown. Ra'Shawn Mosley had 78 yards and the team overall had 178 yards.

Mike Odupitan had five catches for 111 yards and one touchdown.

Score by Quarters

Central Mo. St.	2	0	11	14	27
Washburn	7	7	14	14	42

Scoring Summary

1st Quarter

WU	07:15	Odupitan, Mike	45 yd pass from Brill, Jordan
		Sabel, Connor	kick
CMSU	00:25	TEAM	safety

2nd Quarter

WU	12:14	Tetuan, Jarod	7 yd pass from Brill, Jordan
		Sabel, Connor	kick

3rd Quarter

CMSU	08:21	Webb, Spencer	32 yd field goal
WU	02:22	Lehman, Cason	19 yd pass from Brill, Jordan
		Sabel, Connor	kick
CMSU	01:23	Hefner, Micah	81 yd pass from Korrodi, Toby
		Walker, Delanie	pass
WU	01:10	Terrell, Fletcher	100 yd kickoff return
		Sabel, Connor	kick

4th Quarter

WU	08:51	Mosley, Ra'Shawn	25 yd run
		Sabel, Connor	kick
CMSU	04:44	Caldwell, Will	10 yd pass from Korrodi, Toby
		Korrodi, Toby	pass failed
WU	04:00	Hearn, Trent	39 yd run
		Sabel, Connor	kick
CMSU	02:08	Walker, Delanie	15 yd pass from Korrodi, Toby
		Hefner, Micah	pass

Team Stats

	CMSU	WU
FIRST DOWNS	17	22
Rushing	4	8
Passing	9	11
Penalty	4	3
NET YARDS RUSHING	68	178
Rushing Attempts	33	43
Average Per Rush	2.1	4.1
Yards Gained Rushing	115	232
Yards Lost Rushing	47	54
NET YARDS PASSING	247	182
Completions-Attempts-Int	22-38-1	13-21-1
Average Per Attempt	6.5	8.7
Average Per Completion	11.2	14.0
TOTAL OFFENSE YARDS	315	360
Total offense plays	71	64
Average Gain Per Play	4.4	5.6
Fumbles: Number-Lost	1-0	2-1
Penalties: Number-Yards	9-66	8-97
PUNTS-YARDS	7-296	3-66
Average Yards Per Punt	42.3	22.0
Net Yards Per Punt	31.4	15.3
KICKOFFS-YARDS	3-195	8-459
Average Yards Per Kickoff	65.0	57.4
Touchbacks	1	4
Punt returns: Number-Yards-TD	0-0-0	1-16-0
Average Per Return	0.0	16.0
Kickoff returns: Number-Yards-TD	4-48-0	3-145-1
Average Per Return	12.0	48.3
Interceptions: Number-Yards-TD	1-0-0	1-12-0
Fumble Returns: Number-Yards-TD	0-0-0	0-0-0
Miscellaneous Yards	0	0
Possession Time	31:01	28:59
Third-Down Conversions	7 of 18	5 of 11
Fourth-Down Conversions	1 of 2	1 of 3
Red-Zone Scores-Chances	3-3	2-2
Sacks By: Number-Yards	1-11	2-12
PAT Kicks	0-0	6-6
Field Goals	1-1	0-0

Central Missouri 27 Washburn 42

Sept. 10, 2005 • Topeka, Kan. • Yager Stadium
Attendance: 5,840

Washburn

Rushing	No	Gain	Loss	Net	TD	Lg	Avg
Hearn, Trent	13	91	1	90	1	39	6.9
Mosley, Ra'Shawn	12	81	3	78	1	25	6.5
Walker, Brandon	8	39	1	38	0	11	4.8
McCann, Chris	2	10	0	10	0	10	5.0
Tetuan, Jarod	1	4	0	4	0	4	4.0
Patterson, A.J.	1	3	0	3	0	3	3.0
Brill, Jordan	3	4	11	-7	0	3	-2.3
TM-Ichabods	3	0	38	-38	0	0	-12.7
Totals...	43	232	54	178	2	39	4.1

Passing	Att	Cmp	Int	Yds	TD	Long	Sack
Brill, Jordan	21	13	1	182	3	45	1
Totals...	21	13	1	182	3	45	1

Receiving	No.	Yds	TD	Long
Odupitan, Mike	5	111	1	45
Lehman, Cason	4	49	1	19
Mosley, Ra'Shawn	2	6	0	5
Lebahn, Jake	1	9	0	9
Tetuan, Jarod	1	7	1	7
Totals...	13	182	3	45

Punting	No.	Yds	Avg	Long	In20	TB
Boswell, Ben	1	21	21.0	21	0	0
Massey, Curtis	2	45	22.5	33	0	1
Totals...	3	66	22.0	33	0	1

All Returns	No	Yds	Lg	No	Yds	Lg	No	Yds	Lg
Lehman, Cason	0	0	0	1	5	5	0	0	0
Tetuan, Jarod	1	16	16	0	0	0	0	0	0
Bull, Nick	0	0	0	0	0	0	1	12	12
Terrell, Fletcher	0	0	0	2	140	100	0	0	0
Totals...	1	16	16	3	145	100	1	12	12

Field Goals
no attempts

Central Missouri

Rushing	No	Gain	Loss	Net	TD	Lg	Avg
Caldwell, Will	21	79	7	72	0	16	3.4
Spiegel, Mike	5	28	0	28	0	16	5.6
Walker, Delanie	1	2	0	2	0	2	2.0
Bouknight, Jim	2	6	5	1	0	6	0.5
TEAM	1	0	17	-17	0	0	-17.0
Korrodi, Toby	3	0	18	-18	0	0	-6.0
Totals...	33	115	47	68	0	16	2.1

Passing	Att	Cmp	Int	Yds	TD	Long	Sack
Korrodi, Toby	25	17	0	215	3	81	2
Spiegel, Mike	13	5	1	32	0	10	0
Totals...	38	22	1	247	3	81	2

Receiving	No.	Yds	TD	Long
Caldwell, Will	7	54	1	10
Walker, Delanie	4	38	1	15
Jacobsen, Matt	3	30	0	15
Bouknight, Jim	2	15	0	13
Zwilling, Zach	2	13	0	7
Maxwell, Ted	2	12	0	7
Hefner, Micah	1	81	1	81
McCartney, Jason	1	4	0	4
Totals...	22	247	3	81

Punting	No.	Yds	Avg	Long	In20	TB
Frankel, Matt	7	296	42.3	64	2	3
Totals...	7	296	42.3	64	2	3

All Returns	No	Yds	Lg	No	Yds	Lg	No	Yds	Lg
Walker, Delanie	0	0	0	1	29	29	0	0	0
Bouknight, Jim	0	0	0	1	18	18	0	0	0
Race, Greg	0	0	0	0	0	0	1	0	0
Patton, Dustin	0	0	0	1	1	1	0	0	0
Harris, Robert	0	0	0	1	0	0	0	0	0
Totals...	0	0	0	4	48	29	1	0	0

Field Goals

Webb, Spencer 3rd 08:21 32 yds Good