

Washburn (4-1, 2-0 MIAA) vs Pittsburg State (4-1, 3-0 MIAA)

Sept. 24, 2005 • Yager Stadium (4,000)
Topeka, Kan. • 1:00 p.m.



Fast Facts

Radio

AM580 WIBW with Bruce Steinbrock (play-by-play), Mark Elliott (color) and Jamie Overocker (sideline)

Coaches

Craig Schurig is 20-19 in his fourth season at Washburn. He is 14-15 against the MIAA. He is 0-3 against Pittsburg State. Schurig is a 1987 graduate of the School of Mines.

Chuck Broyles is in his 16th season at the helm of his alma mater (PSU, '70). The only collegiate coach since the 1890s to win 100 games in less than 10 full seasons, Broyles has guided the Gorillas to a 158-31-2 (.832) record since taking charge in 1990.

Tickets

Tickets for Washburn home games are available by calling the Washburn ticket office at (785) 670-BODS (2637).

Sports Information Contacts

Washburn

Football Contact: Gene Cassell

Email: gene.cassell@washburn.edu

Phone: (785) 670-1791

Yager Stadium Press Box: (785) 670-1563

Internet Address: www.wusports.com

Pittsburg State

Football Contact: Dan Wilkes

Email: dwilkes@pittstate.edu

Office Phone: (620) 235-4147

SID Fax: (620) 235-4149

Press Box Phone: (620) 235-4869

Internet Address: www.pittstategorillas.com

Ichabods vs Gorillas

The Game . . .

The Washburn Ichabods (4-1, 2-0 MIAA) will take on the No. 4 ranked Pittsburg State Gorillas as they return to Yager Stadium for their first home game since a 42-27 win over Central Missouri on Sept. 10. The Ichabods scored 42-unanswered points in a 56-21 win over Southwest Baptist last time out in Bolivar, Mo. The Gorillas (4-1, 2-0 MIAA) have won four straight games after falling in the season opener to then-ranked No. 17 Delta State. Pitt State topped Emporia State 52-17 last Saturday in Pittsburg.

Ichabods on Radio . . .

The game will be broadcast live on AM 580 WIBW - the new home of the Ichabods and Lady Blues. The game can also be heard on the internet at www.wusports.com by following the "Listen to the Game" links. Bruce Steinbrock will be the play-by-play voice of the Ichabods and former WU quarterback Mark Elliott will be the color analyst. Jamie Overocker will provide sideline reports. Join the WIBW broadcast team and Ichabod head coach Craig Schurig at 6:30 p.m. on Thursdays at Skinny's Sports Bar and Grille in the Huntoon Shopping Plaza for the Washburn Coaches Show.

The Coaches . . .

Washburn head football coach Craig Schurig was named head coach of the Ichabod football program Dec. 28, 2001.

Schurig is 20-19 (.512) in his fourth season as the Ichabod head coach and he is 12-15 against the MIAA.

In only three seasons as the Ichabods' head coach, Schurig has led the Washburn football program to a new level with a school-best finish in the MIAA, their first winning season since 1999 and their first postseason win since 1986 with a 36-33 win over Northern State in the 2004 Mineral Water Bowl.

The Ichabods finished the 2004 season with an 8-4 record as Washburn has improved five victories in the win column since Schurig's first season at the helm.

Pittsburg State head coach Chuck Broyles is in his 16th season at the helm of his alma mater (PSU, '70). The only collegiate coach since the 1890s to win 100 games in less than 10 full seasons, Broyles has guided the Gorillas to a 158-31-2 (.832) record since taking charge in 1990.

He is the second-winningest active NCAA-II head coach, by percentage, and the second-winningest active coach among all NCAA I-A, I-AA, and II schools. Broyles also is the winningest head coach in Mid-America Intercollegiate Athletics Association and Pitt State history. Broyles, who currently serves as the chair of the NCAA Football Rules Committee, became the first coach in MIAA history to capture his ninth conference championship in 2004. He passed former Truman coach Maurice "Red" Wade, who won eight MIAA titles between 1951 and 1965.

Broyles was named the 2004 MIAA Coach of the Year - marking the fifth time in his tenure he has won the award outright or shared the accolades (1990, '92, '94, '99, '04).

Ichabods last time out . . .

The Ichabods last time out - Washburn 56, Southwest Baptist 21 • Sept. 24, 2005: BOLIVAR, Mo. - The Washburn Ichabods scored 42 straight points in a 56-21 comeback win

2005 MIAA Standings

MIAA Overall

| | | |
|---|---------------------|-----------|
|  | PSU (4) | 3-0. 4-1 |
|  | NWMSU (7) | 3-0. 4-1 |
|  | WU | 2-0 . 4-1 |
|  | CMSU | 1-1. 3-1 |
|  | ESU | 1-1. 2-2 |
|  | MWSC | 1-2. 3-2 |
|  | MSSU | 1-2. 2-3 |
|  | TSU | 0-3. 1-4 |
|  | SBU | 0-3. 1-4 |

Recent Results

Saturday, September 24

| | |
|-------------------------|-----------|
| *MWSU @ TSU | 12 noon |
| *MSSU @ NWMSU | 1 p.m. |
| *WU @ SBU | 1:30 p.m. |
| *ESU @ PSU | 2 p.m. |

Upcoming Schedule

Saturday, October 1

| | |
|--------------------------------|--------|
| *NWMSU @ ESU | 1 p.m. |
| *PSU @ WU | 1 p.m. |
| SBU @ Missouri-Rolla | 1 p.m. |
| *CMSU @ MWSU | 2 p.m. |
| *TSU @ MSSU (HC) | 2 p.m. |

Saturday, October 8

| | |
|---|-----------|
| *WU @ NWMSU | 1 p.m. |
| *CMSU @ SBU | 1:30 p.m. |
| *MSSU @ MWSU | 2 p.m. |
| Oklahoma Panhandle State @ PSU (HC) | 2 p.m. |
| *ESU @ TSU | 2 p.m. |

Saturday, October 15

| | |
|-----------------------------|-----------|
| *MWSU @ ESU | 1 p.m. |
| *TSU @ WU (HC) | 1 p.m. |
| *MSSU @ CMSU (HC) | 1:30 p.m. |
| *PSU @ SBU | 1:30 p.m. |

Saturday, October 22

| | |
|------------------------------|-----------|
| *WU @ ESU (HC) | 1 p.m. |
| *CMSU @ NWMSU (HC) | 1:30 p.m. |
| *SBU @ MWSU (HC) | 2 p.m. |
| *PSU @ TSU (HC) | 2 p.m. |

over Southwest Baptist at Plaster Stadium Saturday. Washburn trailed 21-14 late in the first half before dominating the second half en route to victory.

Washburn, which improved to 4-1 and 2-0 in the MIAA heading into a 1 p.m. game with No. 7 Pittsburg State, suffered an early turnover to lead to an SBU touchdown just over a minute into the game on Rony Santil's touchdown reception. Grant Gould turned the tables on the Bearcats by running in a interception return 26 yards for a touchdown minutes later.

The two squads traded scores the rest of the half, including a 7-yard scoring grab by Cason Lehman and a 12-yard grab by Mike Odupitan with 26 seconds left in the half on passes by Jordan Brill. The squads were deadlocked at 21 at the break before Washburn erupted.

The Ichabods owned the second half and went up for good on Jake Lebahn's 47-yard touchdown reception from Brill at 11:13 left in the third quarter. Lebahn added another touchdown on a blocked punt return at 9:01 in the quarter.

Trent Hearn capped the scoring in the third on a 25-yard touchdown run before Ra'Shawn Mosley added a 15 yard score and Rashawn Bland added a 1-yard run in the fourth quarter to give Washburn a 35-0 margin in the second half.

Mosley led Washburn with 72 yards rushing, while A.J. Patterson and Hearn added 70 and 63 yards respectively. Patterson had a 53 yard run late in the game for WU's longest play of the day. Brill finished with 187 yards and three touchdowns on 10 of 17 passing.

Gould finished with 12 tackles, including 2.5 for loss to go along with his interception return for a score. Henry Talley was the other Ichabod in double figures with 10 tackles. Josh Looney and Fletcher Terrell added interceptions in the win.

About the Opponent . . . last time out

PITTSBURG -- Seventh-ranked Pittsburg State University scored 35 unanswered points for a second straight year against Emporia State University and the Gorillas once again easily handled the Hornets -- this time 52-17 Saturday (Sept. 24) before a sellout crowd of 9,534 fans in "The Pitt", Brandenburg Field/Carnie Smith Stadium.

Germaine Race rushed 25 times for 171 yards and four touchdowns to help Pitt State (4-1, 3-0 MIAA) compile 447 yards of total offense against Emporia State (2-2, 1-1 MIAA).

The Hornets took advantage of a short field to jump out to a 3-0 lead on the Gorillas

Ichabod head coach Craig Schurig

A new era in Washburn football began when Craig Schurig was named head coach of the Ichabod football program Dec. 28, 2001.

In only three seasons as the Ichabods' head coach, Schurig has led the Washburn football program to a new level with a school-best finish in the MIAA, their first winning season since 1999 and their first postseason win since 1986 with a 36-33 win over Northern State in the 2004 Mineral Water Bowl.

The Ichabods finished the 2004 season with an 8-4 record as Washburn has improved five victories in the win column since Schurig's first season at the helm.

After coaching for nearly a decade in a winning program, Schurig has brought the knowledge of success, a winning attitude and a new intensity to the Ichabod football program.

In his three seasons at Washburn, the Ichabods have had two MIAA Freshman of the Year and 27 players receive All-MIAA honors. He has been equally on task with players in the classroom with 40 Ichabods named to the MIAA Commissioner's Academic Honor Roll, including two Academic All-Americans.

While under Schurig, the Ichabod football pro-

gram has also seen sweeping changes in facilities with the improvements to Yager Stadium and equipment upgrades in the weight room.

While on the Pittsburg State coaching staff, Schurig was a part of an NCAA national finalist squad in 1995, four MIAA Championship teams and eight NCAA Division II playoff teams. He helped guide one of the top defenses in Division II including the top-ranked defensive squad in 1999.

Prior to working with the defensive backs, he worked three seasons with the Gorillas' tight ends.

Before arriving at Pittsburg State, Schurig spent the 1992 season as a volunteer assistant coach at his alma mater, Colorado School of Mines joining the Gorillas in 1993.

Schurig, a Willingboro, N.J., native, was a four-year letterman as a defensive back at Colorado Mines and was selected team captain as a senior. He earned second-team All-Rocky Mountain Athletic Conference honors as a senior. He graduated in 1987 with a bachelor's degree in petroleum engineering.

Schurig earned a master's degree in physical education at Pittsburg State in 1996. Craig and his wife, Louisa, have a daughter, Samantha, and two sons, Mitchell and Michael.

About the Gorillas



General Information

Name: Pittsburg State University
Location: Pittsburg, Kan.
Founded: 1903
Enrollment: 6,751
Affiliation: NCAA II
Conference: MIAA
Nickname: Gorillas
Colors: Crimson and gold
President: Dr. Tom Bryant
Athletics Director: Chuck Broyles
Stadium: Brandenburg Field/Carnie Smith
Playing Surface: Field Turf

Coaching Staff

Head Coach:
 Chuck Broyles
 (Pittsburg State, 1970)
Record at PSU:
 158-31-2 (15 years)
Overall Record:
 same
Best time to reach Broyles:
 Mornings
Football Office Phone:
 (620) 235-4389
Assistant Coaches:
 Tim Beck, Offensive coordinator
 Anton Stewart, Defensive coordinator
 Lance Cullen, Defensive backs
 Bill Kroenke, Offensive line
 John Pierce, Running backs
 Carl Roth, Linebackers

2005 Schedule

| Date | Opponent | Time |
|--|-------------------------|-----------|
| Aug. 27 | Delta State | W 31-44 |
| Sept. 3 | Fort Hays State | W 58-7 |
| Sept. 10 | Missouri Western* | W 48-30 |
| Sept. 17 | at Missouri Southern* | W 49-20 |
| Sept. 24 | Emporia State* | W 52-17 |
| Oct. 1 | at Washburn* | 1 p.m. |
| Oct. 8 | Panhandle State* | 2 p.m. |
| Oct. 15 | at Southwest Baptist* | 1:30 p.m. |
| Oct. 22 | at Truman State* | 1:30 p.m. |
| Oct. 29 | #vs Northwest Missouri* | 2 p.m. |
| Nov. 5 | at Central Missouri* | 1:30 p.m. |
| #Fall Classic at Arrowheader Stadium, KCMO | | |

on their opening drive of the game. ESU benefitted from a 38-yard kickoff return from Ryan Hulings and a 15-yard facemasking penalty against Pitt State to start the drive at the PSU 47. The Hornets drove to the PSU 4, before the Gorilla defense stiffened and forced ESU to settle for Jeff Edwards' 27-yard field goal.

Pitt State wasted little time in turning the tide of momentum back in its favor. Race broke loose for a 73-yard scoring run on the Gorillas' second offensive play, and Pitt State never trailed following that play.

An opportunistic Pitt State defense forced six turnovers in the game, including four interceptions.

Cornerback Matt Sauber had a pair of interceptions in the game. His first came on ESU's second drive and the second one he returned for a 30-yard score that put Pitt State in front 49-10 with 17 seconds to play in the third quarter. The Gorillas turned ESU's six miscues into 21 points in the game.

Fullback Joe Taylor broke loose for a 37-yard touchdown run on PSU's third offensive series, one play after defensive end Ryan Meredith jarred the ball loose from ESU quarterback Justin Whitworth and recovered the ball at the ESU 37.

Tight end Brandon Twito caught a 17-yard TD pass from Andy Majors, who completed 8 of 12 passes for 139 yards in the game. Race added touchdown runs of 1 and 7 yards in the second quarter. He also capped a 10-play, 65-yard drive with a 9-yard run on PSU's first offensive series of the second half, stretching the Gorillas' margin to 42-10.

ESU managed just 248 yards of offense in the game. PSU, which registered four quarterback sacks in the game, limited the Hornets to 101 yards rushing on 38 carries. Whitworth, who entered the game ranked No. 2 in Division II in passing efficiency, completed 9 of 17 passes for 89 yards and a TD with two INTs.

Wide receiver J.J. Richard, who caught seven passes for 226 yards and three TDs a week ago, was held in check, catching just one pass for four yards in the game.

Meredith led the Pitt State defense with six solo tackles, including three quarterback sacks. Linebacker Chris Jaax had a game-high nine tackles with two TFLs and 1.0 quarterback sack, while linebacker Josh Lattimer added eight stops, a TFL and an interception.

The Gorillas boast the MIAA's leading rusher in junior Germaine Race. Race is averaging 158 yards per game and 7.8 yards per carry to go with 13 touchdowns. Senior quarterback Andy Majors leads the MIAA in total offense with 273.8 yards per game. Majors is fourth in the MIAA in passing per game with a 211.4 per game clip. On defense, the Gorillas are led by senior linebacker Josh Lattimer, who is picking up 9.8 tackles per game. Junior defensive lineman Ryan Meredith leads the league in sacks with 1.1 per game and 5.5 on the season. Meredith is also second in the MIAA in tackles for loss and third in forced fumbles.

Series games with Pittsburg State

Pittsburg State leads series 51-18-8

| | | | |
|--------------|----------------------------|----------------------------|----------------------------|
| 1920 W 7-0 | 1949 W 27-19 | O18 1969 W 19-17 Pittsburg | O29 1988 L 14-23 Topeka |
| 1921 L 7-21 | 1950 L 6-39 | O31 1970 L 7-13 Topeka | O28 1989 L 0-61 Pittsburg |
| 1922 L 0-6 | 1951 L 0-23 | O30 1971 L 0-27 Pittsburg | O27 1990 L 0-17 Topeka |
| 1923 L 0-10 | 1952 L 7-17 | N4 1972 L 7-21 Topeka | N9 1991 L 0-21 Topeka |
| 1924 L 0-20 | 1953 W 36-13 | N3 1973 L 14-21 Pittsburg | N7 1992 L 29-48 Pittsburg |
| 1928 W 12-0 | 1954 W 13-12 | N16 1974 L 14-15 Topeka | O2 1993 L 18-55 Topeka |
| 1929 W 12-7 | 1955 L 7-12 | N15 1975 L 16-20 Pittsburg | O1 1994 L 13-62 Pittsburg |
| 1930 W 13-7 | 1956 L 0-27 | O2 1976 W 28-16 Topeka | O28 1995 L 7-31 Topeka |
| 1931 W 15-0 | 1957 L 6-21 | O29 1977 W 28-21 Topeka | N2 1996 L 14-43 Pittsburg |
| 1932 W 27-7 | 1958 L 7-13 | O28 1978 L 14-27 Topeka | N15 1997 L 11-40 Topeka |
| 1933 W 6-0 | 1959 L 6-26 | O6 1979 L 12-46 Pittsburg | N14 1998 L 12-72 Pittsburg |
| 1934 L 13-18 | 1960 L 6-27 | O4 1980 W 38-36 Topeka | O23 1999 L 8-27 Topeka |
| 1941 T 7-7 | O28 1961 L 0-40 Topeka | O17 1981 L 12-35 Pittsburg | O21 2000 L 28-31 Pittsburg |
| 1942 L 0-19 | O27 1962 L 0-27 Pittsburg | O16 1982 L 14-38 Pittsburg | S15 2001 L 21-51 Pittsburg |
| 1943 L 7-27 | O26 1963 L 20-21 Topeka | O8 1983 L 21-29 Pittsburg | S21 2002 L 14-47 Topeka |
| 1943 L 0-39 | O24 1964 W 17-7 Topeka | O6 1984 L 20-21 Topeka | O11 2003 L 10-37 Topeka |
| 1944 L 6-26 | O23 1965 L 7-20 Pittsburg | O12 1985 L 18-35 Pittsburg | O2 2004 L 14-70 Pittsburg |
| 1946 W 12-7 | O22 1966 L 20-24 Topeka | O11 1986 L 7-21 Topeka | |
| 1947 W 13-12 | O21 1967 L 12-38 Pittsburg | N15 1986 L 24-58 Pittsburg | |
| 1948 W 25-7 | O19 1968 L 0-14 Topeka | O31 1987 L 0-44 Pittsburg | |

Series Notes . . .

Today's meeting is the 78th meeting in the series. A series that has seen the Gorillas win 25-straight games. Overall, Pittsburg State leads the all-time series 58-18-1. The last win in the series was Oct. 4, 1980 when the Ichabods won 38-36 in Topeka. The last win for the Ichabods in Pittsburg was Oct. 18, 1969 when the Ichabods won 19-17. During the 25-game losing streak, the Ichabods have been outscored 1,054 to 311 — an average of 42.2 to 12.4.

Last Meeting with PSU . . .

The Washburn Ichabods fell 70-14 to No. 3 ranked Pittsburg State. The Gorillas scored 22 points in the first quarter, 21 in the second and 20 in the third as they reached at least 70 points for the second straight game.

The Ichabods got on the board in the second quarter as Jordan Brill hooked up with Jeff Scott for a 8-yard touchdown pass. Scott had a career-high seven receptions for 64 yards.

The Gorillas responded by rolling off 35 straight points to push the score to 63-7.

Cason Lehman added the Ichabods final touchdown as he scored on a 34-yard pass reception from Dustin Hickel capping a 6-play, 93-yard drive.

The Gorillas would add one more score to make the final tally 70-14.

Pitt State also piled up more than 700 yards of offense for a second straight game after accumulating an MIAA record 809 total yards in a 91-27 win over Missouri-Rolla last Saturday.

The Ichabods compiled 420 yards of total offense in the game compared to 713 for the Gorillas.

Brill, making his first collegiate start, was 18 of 32 for 167 yards and one touchdown. Ra'Shawn Mosley had 21 carries for 90 yards. Lehman, Sam Sissom and Mike Odupitan each had four catches.

The Gorillas had three rushers go over 100 yards in the game. Starting tailback Germaine Race had 12 carries for 186 yards and three touchdowns, starting quarterback Neal Philpot had 14 carries for 166 yards and reserve quarterback Andy Majors had nine carries for 128 yards and two touchdown scores.

Washburn Football History . . .

Washburn is 463-531-44 in its 115th year of college football. The Ichabods have had seven 8-win seasons, including last year's 8-4 mark. The other

Ichabods last time out vs PSU
Washburn 14
No. 3 Pittsburg State 70

October 2, Pittsburg, Kan. • Smith Stadium

Attendance: 8,843

| Washburn | | | | | | | |
|-----------------|-----------|------------|-----------|------------|----------|-----------|------------|
| Rushing | No | Gain | Loss | Net | TD | Lg | Avg |
| Mosley,Ra'Shawn | 21 | 96 | 6 | 90 | 0 | 12 | 4.3 |
| McCann,Chris | 7 | 46 | 0 | 46 | 0 | 20 | 6.6 |
| Hearn,Trent | 8 | 19 | 0 | 19 | 0 | 7 | 2.4 |
| Hickel,Dustin | 3 | 13 | 1 | 12 | 0 | 11 | 4.0 |
| Bland,Rawshaw | 2 | 1 | 1 | 0 | 0 | 1 | 0.0 |
| Brill,Jordan | 5 | 7 | 21 | -14 | 0 | 5 | -2.8 |
| Totals | 46 | 182 | 29 | 153 | 0 | 20 | 3.3 |

| Passing | Att | Cmp | Int | Yds | TD | Long | Sack |
|---------------|-----------|-----------|----------|------------|----------|-----------|----------|
| Brill,Jordan | 32 | 18 | 2 | 167 | 1 | 25 | 3 |
| Hickel,Dustin | 6 | 5 | 0 | 100 | 1 | 35 | 1 |
| Ichabods | 2 | 0 | 0 | 0 | 0 | 0 | 0 |
| Totals | 40 | 23 | 2 | 267 | 2 | 35 | 4 |

| Receiving | No. | Yds | TD | Long |
|-----------------|-----------|------------|----------|-----------|
| Scott,Jeff | 7 | 64 | 1 | 25 |
| Lehman,Cason | 4 | 95 | 1 | 35 |
| Sissom,Sam | 4 | 41 | 0 | 16 |
| Odupitan,Mike | 4 | 36 | 0 | 17 |
| Lebahn,Jake | 2 | 24 | 0 | 13 |
| Bland,Rawshaw | 1 | 4 | 0 | 4 |
| Mosley,Ra'Shawn | 1 | 3 | 0 | 3 |
| Totals | 23 | 267 | 2 | 35 |

| Punting | No. | Yds | Avg | Long | In20 |
|---------------|----------|------------|-------------|-----------|----------|
| Massey,Curtis | 6 | 256 | 42.7 | 56 | 2 |
| Totals | 6 | 256 | 42.7 | 56 | 2 |

| Punts | | | Kickoffs | | | Intercepts | | |
|-----------------|----------|----------|----------|-----------|------------|------------|----------|----------|
| All Returns | No | Yds | Lg | No | Yds | Lg | No | Yds |
| Odupitan,Mike | 0 | 0 | 0 | 4 | 56 | 23 | 0 | 0 |
| Tetuan,Jarod | 0 | 0 | 0 | 6 | 108 | 32 | 0 | 0 |
| Terrell,Fletche | 0 | 0 | 0 | 0 | 0 | 0 | 1 | 0 |
| Totals | 0 | 0 | 0 | 10 | 164 | 32 | 1 | 0 |

| Field Goals | 2nd | 00:00 | 45 yds | Missed |
|--------------|-----|-------|--------|--------|
| Sabel,Connor | | | | |

No. 3 Pittsburg State

| Rushing | No | Gain | Loss | Net | TD | Lg | Avg |
|----------------|-----------|------------|----------|------------|----------|-----------|-------------|
| Race,Germaine | 12 | 188 | 2 | 186 | 3 | 77 | 15.5 |
| Philpot,Neal | 14 | 166 | 0 | 166 | 1 | 68 | 11.9 |
| Majors,Andy | 9 | 128 | 0 | 128 | 2 | 38 | 14.2 |
| Bean,Justin | 8 | 53 | 0 | 53 | 0 | 14 | 6.6 |
| Walters,Dustin | 1 | 5 | 0 | 5 | 0 | 5 | 5.0 |
| Totals | 44 | 540 | 2 | 538 | 6 | 77 | 12.2 |

| Passing | Att | Cmp | Int | Yds | TD | Long | Sack |
|---------------|-----------|-----------|----------|------------|----------|-----------|----------|
| Majors,Andy | 12 | 6 | 1 | 91 | 1 | 39 | 0 |
| Philpot,Neal | 5 | 4 | 0 | 84 | 3 | 45 | 0 |
| Totals | 17 | 10 | 1 | 175 | 4 | 45 | 0 |

| Receiving | No. | Yds | TD | Long |
|---------------|-----------|------------|----------|-----------|
| Austin,Tim | 2 | 55 | 1 | 45 |
| Twito,Brandon | 2 | 40 | 0 | 25 |
| Carpenter,J. | 2 | 8 | 0 | 8 |
| Bean,Justin | 1 | 39 | 1 | 39 |
| Ward,Mike | 1 | 26 | 1 | 26 |
| Clawson,Eric | 1 | 4 | 0 | 4 |
| Collums,Tyler | 1 | 3 | 1 | 3 |
| Totals | 10 | 175 | 4 | 45 |

| Punting | No. | Yds | Avg | Long | In20 |
|---------------|----------|-----------|-------------|-----------|----------|
| Majors,Andy | 2 | 83 | 41.5 | 43 | 2 |
| Totals | 2 | 83 | 41.5 | 43 | 2 |

| Punts | | | Kickoffs | | | Intercepts | | |
|---------------|----------|-----------|----------|----------|-----------|------------|----------|----------|
| All Returns | No | Yds | Lg | No | Yds | Lg | No | Yds |
| Carpenter,J. | 3 | 16 | 9 | 1 | 15 | 15 | 0 | 0 |
| Ward,Mike | 1 | 6 | 6 | 0 | 0 | 0 | 0 | 0 |
| Clawson,Eric | 0 | 0 | 0 | 2 | 43 | 24 | 0 | 0 |
| Wright,Eric | 0 | 0 | 0 | 0 | 0 | 0 | 1 | 4 |
| Jaax,Chris | 0 | 0 | 0 | 0 | 0 | 0 | 1 | 0 |
| Totals | 4 | 22 | 9 | 3 | 58 | 24 | 2 | 4 |

| Field Goals | None |
|-------------|------|
| None | |

Score by Quarters

| | | | | | | |
|-----------------------|----|----|----|---|---|----|
| Washburn | 0 | 7 | 0 | 7 | - | 14 |
| No. 3 Pittsburg State | 22 | 21 | 20 | 7 | - | 70 |

Scoring Summary**1st**

PSU Race,Germaine 10 yd run, Hellwig,Ryan pass

PSU Austin,Tim 45 yd pass from Philpot,Neal

Alleman,Nathan kick

PSU Ward,Mike 26 yd pass from Philpot,Neal

Alleman,Nathan kick

2nd

PSU Majors,Andy 38 yd run, Alleman,Nathan kick

WU Scott,Jeff 8 yd pass from Brill,Jordan, Sabel,Connor kick

PSU Race,Germaine 77 yd run, Alleman,Nathan kick

PSU Collums,Tyler 3 yd pass from Philpot,Neal,

Alleman,Nathan kick

3rd

PSU Race,Germaine 29 yd run, Alleman,Nathan kick failed

PSU Philpot,Neal 6 yd run, Alleman,Nathan kick

PSU Bean,Justin 39 yd pass from Majors,Andy,

Alleman,Nathan kick

4th


WU Lehman,Cason 34 yd pass from Hickel,Dustin,

Sabel,Connor kick

PSU Majors,Andy 38 yd run, Alleman,Nathan kick

Team Stats

| | Washburn | Pittsburg St. |
|--------------------------------|----------|---------------|
| FIRST DOWNS | 27 | 28 |
| Rushing | 9 | 19 |
| Passing | 16 | 7 |
| Penalty | 2 | 2 |
| NET YARDS RUSHING | 153 | 538 |
| Rushing Attempts | 46 | 44 |
| Average Per Rush | 3.3 | 12.2 |
| Yards Gained Rushing | 182 | 540 |
| Yards Lost Rushing | 29 | 2 |
| NET YARDS PASSING | 267 | 175 |
| Completions-Attempts-Int | 23-40-2 | 10-17-1 |
| Average Per Completion | 11.6 | 17.5 |
| TOTAL OFFENSE YARDS | 420 | 713 |
| Average Gain Per Play | 4.9 | 11.7 |
| Fumbles: Number-Lost | 4-1 | 0-0 |
| Penalties: Number-Yards | 7-50 | 12-90 |
| PUNTS-YARDS | 6-256 | 2-83 |
| Average Yards Per Punt | 42.7 | 41.5 |
| Net Yards Per Punt | 39.0 | 41.5 |
| KICKOFFS-YARDS | 3-183 | 11-653 |
| Average Yards Per Kickoff | 61.0 | 59.4 |
| Net Yards Per Kickoff | 41.7 | 44.5 |
| Punt returns: Number-Yards-TD | 0-0-0 | 4-22-0 |
| Average Per Return | 0.0 | 5.5 |
| Kickoff returns: Number-Yds-TD | 10-164-0 | 3-58-0 |
| Average Per Return | 16.4 | 19.3 |



eight-win seasons were 1906, 1907, 1964, 1974, 1983, 1986, and 2004.

A win for Washburn would . . .

- lift the Ichabods to 464-531-44 in its football history.
- give the Ichabods a 19-51-1 all-time record against Pittsburg State.
- snap a 25-game losing streak to the Gorillas.
- keep the Ichabods undefeated in MIAA play (3-0)
- would be their fifth straight MIAA win dating back to last season.
- be the first time the Ichabods have won five straight MIAA games.
- be the Ichabods seventh MIAA win in their last eight conference games dating back to last season.
- be the first win over the Gorillas in Topeka since Oct. 4, 1980.
- snap a 25-game losing streak to the Gorillas.

A loss for Washburn would . . .

- drop the Ichabods to 462-532-44 in its football history.
- snap a four-game MIAA winning streak dating back to last season.
- drop the Ichabods to 52-19-1 all-time against the Gorillas.
- be the 26th straight loss to Pittsburg State.
- be the Ichabods' first MIAA loss of the

season.

- be the Gorillas' 11th straight win in Topeka.

A look back at the win over SBU -- the win . . .

- lifted the Ichabods to 463-531-44 in its football history.
- gave the Ichabods 12-5 all-time record against Southwest Baptist.
- improved the Ichabods to 6-3 in games played in Bolivar against Southwest Baptist.
- kept the Ichabods undefeated in MIAA play (2-0)
- was their fourth straight MIAA win dating back to last season.
- was the first time the Ichabods have won four straight MIAA games.
- was the Ichabods' sixth MIAA win in their last seven conference games dating back to last season.

Ichabods vs ranked opponents . .

The Ichabods improved to 3-31 vs ranked Division II opponents. The win over the Colorado Mines in the 2005 opener was the first win over a ranked team on the road for the Ichabods. The other two wins over a ranked opponents are Emporia State 34-21, when the Hornets were ranked No. 16 in the nation on Nov. 2, 2002. The other win over a ranked opponent was on Oct. 17, 1992 when the Ichabods beat 20th-ranked Central Missouri 13-10 in Topeka.

Honors for 2005 season

MIAA Player of the Week

- Sept. 3 - Sam Sissom (Sr., WR)
- Sept. 10 - Grant Gould (Sr., LB)
- Sept. 17 - Fletcher Terrell (Sr., KR/DB)

Preseason All-American - CollegeSportsReport.com

- Third Team: Grant Gould (Sr., LB)
- Fourth Team: Sam Sissom (Sr., WR)

D2Football.com - Preseason All-Region Team

- Second Team: Sam Sissom (Sr., WR)
- Second Team: Fletcher Terrell (Jr., DB)
- Second Team: Curtis Massey (Sr., P)
- Second Team: Sam Sissom (Sr., Punt Returner)

2005 Starting Lineups

| Offense | TE | LT | LG | C | RG | RT | WR | WR | QB | FB | TB | PK |
|---------|----------|---------|-----|-----------|---------|-----------|--------|----------|-------|-------------|-------|-------|
| at CSM | J. Scott | Holland | Sué | Schneider | Rickard | Kavanaugh | Sissom | Oduptian | Brill | Bland | Hearn | Sabel |
| WWU | J. Scott | Holland | Sué | Schneider | Rickard | Kavanaugh | Sissom | Oduptian | Brill | Bland | Hearn | Sabel |
| CMSU | J. Scott | Holland | Sué | Schneider | Rickard | Kavanaugh | Lehman | Oduptian | Brill | Bland | Hearn | Sabel |
| at CWU | J. Scott | Holland | Sué | Schneider | Rickard | Kavanaugh | Lehman | Oduptian | Brill | Bland | Hearn | Sabel |
| at SBU | J. Scott | Holland | Sué | Schneider | Rickard | Kavanaugh | Lehman | Oduptian | Brill | Lebahn (WR) | Hearn | Sabel |

PSU

at NWMSU

TSU

at ESU

MSSU

at MWSU

| Defense | DE | DT | DT | DE | OLB | ILB | ILB | OLB | DB | DB | FS | P |
|---------|----------|------------|-------|-----------|--------|-------|----------|------|---------|---------|------|--------|
| at CSM | Lawrence | Hemmerling | Lewis | Huenefeld | Looney | Cobb | Gonzalez | Neal | Terrell | Stuckey | Ewy | Massey |
| WWU | Lawrence | Hemmerling | Lewis | Huenefeld | Looney | Gould | Gonzalez | Neal | Terrell | Stuckey | Beck | Massey |
| CMSU | Lawrence | Hemmerling | Lewis | Huenefeld | Looney | Gould | Gonzalez | Neal | Terrell | Stuckey | Beck | Massey |
| at CWU | Lawrence | Hemmerling | Lewis | Huenefeld | Looney | Gould | Gonzalez | Neal | Terrell | Stuckey | Beck | Massey |
| at SBU | Lawrence | Hemmerling | Lewis | Huenefeld | Looney | Gould | Gonzalez | Neal | Terrell | Stuckey | Beck | Massey |

PSU


at NWMSU

TSU

at ESU

MSSU

at MWSU



The Ichabods in the national rankings . . .

The Ichabods fell out of the national ranking in both the D2football.com poll and the AFCA national poll after their loss to Central Washington. The Ichabods were ranked No. 21 in the D2Football.com and No. 24 in the AFCA national polls that were released two weeks ago. The Ichabods received votes in this week's AFCA national poll.

Record watch . . .

Grant Gould and the tackle charts - both Washburn and NCAA Division II

Senior linebacker Grant Gould, has started 34 games and became Washburn's all-time leading tackler with his 10 tackles against Western Washington. He has 388 career tackles which topped the 349 tackles recorded by Tony Scollieri (1994-97). Gould has already set the school record for assisted tackles (218) for a career and single-season (73) while at Washburn. He has recorded 170 solo tackles in his career, which is second on the solo tackle chart. The record is 196 set by Tony Scollieri. Gould who entered his senior season 10th on the NCAA Division II's all-time tackle list (331) is Division II's active leader and his 388 total tackles has vaulted him into fifth on the all-time NCAA Division II chart. Gould's 170 solo tackles rank him tied for 12th on the NCAA D-II chart.

Fletcher Terrell and the interception charts

Junior cornerback has been a ball hawk to start the season with four interceptions in five games this season. He has raised his career interception total to 13 with his pick against Southwest Baptist. He has recorded 334 interception yards in those returns and has returned two of those for touchdowns - his second coming on a 23-yard return against Western Washington. His other interception returned for a touchdown was on Sept. 20, 2003 vs Emporia State - a 60 yard return. With his pick against SBU, Terrell tied A.C. Poynter (1982-83) atop the Washburn record book, who had 13 in his career for the Ichabods. Terrell is already the Washburn career passes defended record holder with 44.

Connor Sabel closing in on the extra points

Junior placekicker is closing in on the Washburn extra point chart as he kicked eight against Southwest Baptist. He was a perfect 8-for-8 and has converted 95 of 102 his career attempts. Chad Todd (1997-2000) connected on 102 of 113 for his career.

Ichabods in NCAA Stats

As of Sept. 20 report

Category Leader

Pass Efficiency

Jordan Brill - 9th (172.9) 256.5

Total Offense

Jordan Brill - 28th (252.3). 412.7

Receiving Yards per game

Mike Odupitan - 43rd (77.3) 175.5

Kickoff Returns

Fletcher Terrell - 7th (39.0) 51.3

Interceptions

Fletcher Terrell - 10th (0.8) 1.8

Total Tackles

Grant Gould - 14th (11.3) 14.3

Pass Sacks

Grant Gould - 18th (1.0) 2.5

Forced Fumbles


Terrell Cobb - 14th (0.5). 1.0

Passes Defended

Fletcher Terrell - 17th (1.8) 2.5

2005 Players of the game -- as selected by Ichabod Coaching Staff

| Game | Off. Skill | Def. Skill | Special Teams | Off. Line | Def. Line | Work Team Off. | Work Team Def. | Big Hit |
|-------|-------------------|----------------------|--|--------------------|------------------|---------------------|---------------------|---------------------------------------|
| CSM | Sam Sissom, WR | Fletcher Terrell, DB | Connor Sabel, PK Jeff Scott, LS | Dan Schneider, C | Dustin Moyer, DE | David Becker, OL | James Daniels, LB | Rawshawn Bland, FB |
| WWU | Trent Hearn, RB | Josh Looney, LB | Jarod Tetuan, WR Aaron Gardiner, WR | Jeff Rickard, RG | Trey Lewis, DT | Joe Hastings, WR | Ben Bianchino, DT | Trent Hearn, RB |
| CMSU | Mike Odupitan, WR | Mike Gonzalez, LB | Fletcher Terrell, KR Connor Sabel, PK | Rudy Sué, LG | Roy Sims, DT | Dragmeon Powers, WR | Brandon Jackson, DT | Terrell Cobb, LB Jarod Tetuan, WR |
| CWU | Jordan Brill, QB | Grant Gould, LB | Jeff Scott, TE Jake Lebahn, WR | Rudy Sué, LG | Trey Lewis, DT | Marcus Miller, FB | Zach Watkins, LB | Zach Hemmerling, DT |
| SBU | Cason Lehman, WR | Grant Gould, LB | Curtis Massey, P Fletcher Terrell, DB | Andy Kavanaugh, RT | Josh Looney, LB | Grant Hajek, OL | Lincoln White, LB | Jim Holland, OL Cody Huenefeld, DE |
| PSU | | | | | | | | |
| NWMSU | | | | | | | | |
| TSU | | | | | | | | |
| ESU | | | | | | | | |
| MSSU | | | | | | | | |
| MWSU | | | | | | | | |



Mike Odupitan and the receiving charts

With his 74 receiving yards against Southwest Baptist, senior wide receiver Mike Odupitan has raised his career totals to 2,068 receiving yards and 124 receptions. Odupitan became only the fifth Ichabod to go over the 2,000-yard mark in a career. (Michael Dritlein, 1992-95; Troy Slusser, 1985-88; Sam Sissom, 2002-pr; and Marc Nardella 1996-99.)

Josh Looney and the tackle chart

Senior linebacker Josh Looney has moved into eight on the all-time tackles chart with 195 for his career (2002-05). With his six total tackles against Southwest Baptist, he passed Morgan Dewey (2002-03) who recorded 185 and Wde Dennis (1986-88) who recorded 191 for his career. Looney has 78 solo stops and 117 assisted tackles in his career.

Sam Sissom and the record books

Sissom missed his third game in a row after suffering an injury against Western Washington returning a punt. His status for this week's game is uncertain.

- Senior wide receiver Sam Sissom became only the fourth Ichabod to go over the 2,000-yard mark in receiving yards for a career recording 2,614 yards in all game for his career. He needs 490 yards in receiving yards to break the school record of 3,103 held by Michael Dritlein (1992-95).
- Against the Orediggers he caught his 33rd, 34th and 35th career regular season touch down passes of his career. The MIAA record for regular season games (not counting play-off games) is 35 by former Northwest Missouri State wide receiver Jamaica Rector (2001-04).
- For his career, Sissom has 36 touchdown receptions - a new Washburn record -- and he needs three to break MIAA's career record of 38, also held by Rector.
- His 152 catches rank No. 2 second on the all-time chart. He needs 19 to break Dritlein's record of 170 for a career.
- Sissom's 226 points for his career ties the school record held by Troy Slusser (1985-88).
- Sissom's 37 total touchdowns for a career is also tied with Slusser for the school record.

Ichabod and Gorilla connections . . .

There are six current coaches on the Ichabod coaching staff with ties to Pitt State. Other than head coach Craig Schurig's nine years on the Gorilla staff, five other coaches also have ties to the Gorillas' program.

Defensive coordinator Chris Brown was a three-time all-American who recorded 470 tackles in 43 starts and was named the CNN Division II National Player of the Year. He is one of only four Gorillas to be named all-American three times.

Linebacker's coach Cooper Harris played for the Gorillas from 1992 to 1994 where he recorded 295 tackles in 31 games, seventh on the all-time chart. He won the Joe Murphy Award twice as the team's most valuable defensive player.

Wide receivers coach Rob Robinson spent one season as a graduate assistant with the Gorillas after wrapping up his playing days at William Jewell.

Defensive line coach David Trupp was the defensive line and offseason strength and condition coordinator for the Gorillas from 1996 to 1998.

Graduate Assistant Dion Menely was a six-year member of the Gorillas from 1994-99. He recorded 203 tackles and was a two-time all-MIAA pick and team captain as a senior.

Up next . . .

The Ichabods' will take on their second straight top-10 opponent when they hit the road as they take on No. 7 ranked Northwest Missouri in Maryville on Oct. 8. The Ichabods will then return home for homecoming festivities as they will battle Truman at 1 p.m. on Oct. 15.

MIAA Stat Comparisons

| | | | |
|--------------------------------|----------|-----------------|--------------|
| Scoring Offense | G | Points | Avg. |
| 2. Pittsburg State | 5 | 193 | 48.2 |
| 3. Washburn | 5 | 199 | 39.8 |
| Scoring Defense | G | Points | Avg. |
| 4. Pittsburg State | 5 | 118 | 23.6 |
| 5. Washburn | 5 | 134 | 26.8 |
| Rushing Offense | G | Yards | Avg. |
| 1. Pittsburg State | 5 | 1470 | 294.0 |
| 4. Washburn | 5 | 956 | 191.2 |
| Rushing Defense | G | Yards | Avg. |
| 3. Washburn | 5 | 603 | 120.6 |
| 4. Pittsburg State | 5 | 659 | 131.8 |
| Passing Offense | G | Yards | Avg. |
| 2. Washburn | 5 | 1258 | 251.6 |
| 3. Pittsburg State | 5 | 1243 | 248.6 |
| Passing Def. Efficiency | G | Yards | Avg. |
| 4. Pittsburg state | 5 | 1072 | 122.4 |
| 6. Washburn | 5 | 1246 | 128.3 |
| Total Offense | G | Yards | Avg. |
| 1. Pittsburg State | 5 | 2713 | 542.6 |
| 2. Washburn | 5 | 2214 | 442.8 |
| Passing Defense | G | Yards | Avg. |
| 4. Pittsburg State | 5 | 1072 | 214.4 |
| 8. Washburn | 8 | 1246 | 249.2 |
| Turnover Margin | G | -/+ | Avg. |
| 3. Washburn | 5 | +2 | 0.40 |
| 4. Pittsburg State | 5 | +1 | 0.20 |
| Kickoff Returns | G | Yards | Avg. |
| 4. Washburn | 5 | 520 | 23.6 |
| 6. Pittsburg State | 5 | 376 | 20.9 |
| Punting | G | Net Avg. | |
| 6. Pittsburg State | 5 | 27.1 | |
| 8. Washburn | 5 | 25.4 | |
| Punt Returns | G | Yards | Avg. |
| 5. Washburn | 5 | 79 | 11.3 |
| 8. Pittsburg State | 5 | 101 | 7.8 |
| First Downs | G | Total | |
| 1. Pittsburg State | 5 | 144 | |
| 3. Washburn | 8 | 109 | |
| Opponent First Downs | G | Total | |
| 2. Pittsburg State | 5 | 84 | |
| 7. Washburn | 5 | 100 | |
| Sacks By | G | Sacks | Yards |
| 4. Washburn | 5 | 15 | 89 |
| 5. Pittsburg State | 5 | 13 | 63 |
| Sacks Against | G | Sacks | Yards |
| 1. Pittsburg State | 5 | 5 | 23 |
| 6. Washburn | 5 | 12 | 95 |
| Penalties | G | Yards | Avg. |
| 1. Pittsburg State | 5 | 254 | 50.8 |
| 9. Washburn | 5 | 452 | 90.4 |
| Opponent Penalties | G | Yards | Avg. |
| 3. Pittsburg State | 5 | 347 | 69.4 |
| 4. Washburn | 5 | 323 | 64.6 |

The last time it happened . . .

400 Passing Yards

12/4/04 vs Northern State - Tyler Schuerman (400 yards)

300 Passing Yards

9/17/05 vs Central Washington - Jordan Brill (328 yards)

40 Pass Attempts

10/26/02 vs Missouri Western - Dustin Hickel (42 attempts)

20 Pass Completions

9/17/05 vs Central Washington - Jordan Brill (21 completions)

100-199 Receiving Yards

9/10/05 vs Central Missouri - Mike Odupitan (111 yards - 5 receptions)

200 or more Receiving Yards

8/27/2005 vs Colorado Mines - Sam Sissom (231 yards - 7 receptions)

100-174 Rushing Yards

8/27/2005 vs Colorado Mines - Trent Hearn (106 yards - 21 carries)

175 or more Rushing Yards

10/25/03 vs Missouri-Rolla - Trent Hearn (175 - 29 carries)

Kickoff returned for a touchdown

9/10/05 vs Central Missouri - Fletcher Terrell (100 yards **new school record**)

Punt returned for a touchdown

9/23/05 vs Southwest Baptist - Jake Lebahn 15-yard return (in endzone off Chris Brown blocked punt)

Punt returned for a touchdown (not on a blocked punt)

11/6/04 vs Missouri Southern - Sam Sissom (66 yards)

Interception returned for a touchdown

9/23/05 vs Southwest Baptist - Grant Gould (26 yards)

Fumble Recovery for a touchdown

9/25/04 vs Northwest Missouri - Mitch Birt (Recovery in endzone after sack)

500 Yards in Team Total Offense

12/4/04 vs Northern State - (543 total yards)

600 Yards in Team Total Offense

11/9/02 vs Missouri-Rolla (612 total yards)

30 First Downs

12/4/04 vs Northern State - (543 total yards - 13 rushing, 15 passing, 2 penalty)

Overtime Game

9/20/03 vs Emporia State - (loss 35-28 in one overtime)

Double Overtime Game

10/26/02 vs Missouri Western - (loss 34-28 in double overtime)

Last Time Shutout

11/7/98 vs Central Missouri - (loss 37-0 -- a streak of 74 games without one)

Last Time Washburn Recorded a shutout

9/18/04 vs Truman State- (win 62-0) -- a streak of 14 games


2005 AFCA Poll #5

| | Rec. | Pts. | Prv. |
|----------------------------------|------|------|------|
| 1. Grand Valley St. (Mich.) (15) | 4-0 | 615 | 1 |
| 2. North Dakota (10) | 5-0 | 610 | 2 |
| 3. East Stroudsburg (Pa.) | 4-0 | 547 | 6 |
| 4. Pittsburg St. (Kan.) | 4-1 | 522 | 7 |
| 5. Valdosta St. (Ga.) | 4-1 | 501 | 8 |
| 6. Saginaw Valley St. (Mich.) | 4-0 | 490 | 9 |
| 7. Northwest Missouri St. | 4-1 | 447 | 10 |
| 8. South Dakota | 5-0 | 427 | 14 |
| 9. Tuskegee (Ala.) | 4-0 | 421 | 11 |
| 10. Arkansas Tech | 4-0 | 379 | 12 |
| 11. St. Cloud State (Minn.) | 5-0 | 362 | 13 |
| 12. Texas A&M-Kingsville | 3-1 | 337 | 3 |
| 13. Michigan Tech | 4-0 | 284 | 15 |
| 14. North Alabama | 4-0 | 266 | 18 |
| 15. Carson-Newman (Tenn.) | 3-1 | 265 | 5 |
| 16. Nebraska-Omaha | 3-1 | 245 | 4 |
| 17. Albany St. (Ga.) | 3-1 | 240 | 16 |
| 18. Tarleton St. (Texas) | 4-0 | 230 | 17 |
| 19. Northwood (Mich.) | 4-1 | 183 | 19 |
| 20. Bloomsburg (Pa.) | 5-0 | 178 | 21 |
| 21. Edinboro (Pa.) | 3-1 | 150 | 20 |
| 22. West Texas A&M | 5-0 | 127 | NR |
| 23. Shepherd (W.Va.) | 5-0 | 91 | 25 |
| 24. Delta St. (Miss.) | 3-2 | 67 | 23 |
| 25. Presbyterian (S.C.) | 4-1 | 60 | NR |

Wingate (N.C.), 20; Angelo St. (Tex.), 15; West Chester (Pa.), 11; North Carolina Central, 8; Washburn (Kan.), 8; California (Pa.), 7; Central Arkansas, 5; Harding (Ark.), 4; C.W. Post (N.Y.), 3.

D2Football.com Poll #4

| | Record | Last week |
|-------------------------|--------|-----------|
| 1 North Dakota | 5-0 | 1 |
| 2 Grand Valley | 4-0 | 2 |
| 3 East Stroudsburg | 4-0 | 4 |
| 4 South Dakota | 5-0 | 9 |
| 5 Pittsburg State | 4-1 | 7 |
| 6 Valdosta State | 4-1 | 8 |
| 7 Saginaw Valley | 4-0 | 11 |
| 8 Northwest Missouri | 4-1 | 10 |
| 9 St. Cloud | 5-0 | 12 |
| 10 North Alabama | 4-0 | 16 |
| 11 Edinboro | 3-1 | 13 |
| 12 Northwood | 4-1 | 15 |
| 13 Texas A&M-Kingsville | 3-1 | 3 |
| 14 Arkansas Tech | 4-0 | 14 |
| 15 Michigan Tech | 4-0 | 17 |
| 16 Bloomsburg | 5-0 | 18 |
| 17 Nebraska-Omaha | 3-1 | 5 |
| 18 Carson-Newman | 3-1 | 6 |
| 19 Albany State | 3-1 | 19 |
| 20 Delta State | 3-2 | 20 |
| 21 West Texas A&M | 5-0 | NR |
| 22 Tuskegee | 4-0 | 21 |
| 23 Shepherd | 5-0 | 23 |
| 24 N.C. Central | 5-0 | 24 |
| 25 Presbyterian | 4-1 | NR |



ICHABOD OFFENSE

Quarterback Career Starts

- 10 Jordan Brill (6-4, 225, So.) . . . 6
9 Tommy Mangino . . . (5-11, 185, So.) . . . 0

Running back

- 6 Trent Hearn (6-1, 220, Jr.) . . . 19
3 Ra'Shawn Mosley . . . (5-10, 200, So.) . . . 5

Fullback

- 30 Rawshawn Bland . . . (5-10, 237, Sr.) . . . 33
31 Chris McCann (5-9, 207, Jr.) . . . 0

Wide Receiver (X)

- 5 Mike Odupitan (6-1, 205, Sr.) . . . 25
23 Jarod Tetuan (5-11, 198, So.) . . . 0

Wide Receiver (Z)

- 7 Cason Lehman (6-1, 210, Sr.) . . . 7
83 Sam Sissom (6-0, 195, Sr.) . . . 30

Tight End (Y)

- 80 Jeff Scott (6-4, 263, Sr.) . . . 18
32 James Martin (6-2, 252, So.) . . . 0

Left Tackle

- 77 Jim Holland (6-7, 287, Sr.) . . . 16
51 Pat Mack (6-4, 276, Jr.) . . . 0

Left Guard

- 70 Rudy Su'e (6-1, 301, Sr.) . . . 17
64 Eric Eisenbarth (6-2, 276, So.) . . . 0

Center

- 54 Dan Schneider (6-0, 283, Jr.) . . . 5
59 David Becker (6-2, 293, Fr-Rs.) . . . 0

Right Guard

- 65 Jeff Rickard (6-3, 296, So.) . . . 5
63 Matt Neely (6-2, 247, So.) . . . 0

Right Tackle

- 62 Andy Kavanaugh (6-3, 294, Fr-Rs.) . . . 5
79 Brian Strand (6-4, 306, Jr.) . . . 0

ICHABOD DEFENSE

Defensive End Career Starts

- 90 Eric Lawrence (6-2, 246, Fr-Rs.) . . . 5
93 Andre King (6-1, 255, Jr.) . . . 0

Defensive Tackle

- 76 Trey Lewis (6-3, 276, Jr.) . . . 11
99 Nick Bull (6-2, 295, Jr.) . . . 6

Defensive Tackle

- 98 Zach Hemmerling . . . (6-5, 279, Jr.) . . . 17
13 Roy Sims (6-6, 295, Jr.) . . . 0

Defensive End

- 72 Cody Huenefeld (6-1, 267, Jr.) . . . 15
11 Sam Tossie (6-2, 250, So.) . . . 0

Outside Linebacker

- 22 Aaron Neal (6-0, 217, Jr.) . . . 5
24 Henry Talley (6-1, 204, Jr.) . . . 0

Inside Linebacker

- 44 Michael Gonzalez . . . (5-11, 223, Sr.) . . . 5
57 Aaron Hicks (6-0, 227, So.) . . . 0

Inside Linebacker

- 36 Grant Gould (6-3, 237, Sr.) . . . 34
48 Terrell Cobb (6-0, 221, Sr.) . . . 1

Outside Linebacker

- 39 Josh Looney (6-2, 229, Sr.) . . . 36
1 Chris Brown (5-10, 200, Jr.) . . . 0

Cornerback

- 2 Fletcher Terrell (6-1, 190, Jr.) . . . 28
19 Marquetis Burgess . . . (5-11, 185, Jr.) . . . 0

Cornerback

- 28 Calvin Stuckey (6-2, 193, Sr.) . . . 17
25 Xavier Beckford (5-11, 183, Fr-Rs.) . . . 0

Free Safety

- 20 Erin Beck (5-11, 195, So.) . . . 4
33 Adam Ewy (6-1, 201, So.) . . . 6

ICHABOD SPECIALISTS

Punter

- 47 Curt Massey (6-1, 220, Sr.)
35 Ben Boswell (6-0, 179, Jr.)

PAT/FG

- 86 Connor Sabel (6-2, 180, Jr.)
88 Adam Azeltine (6-0, 181, Jr.)

Kickoffs

- 86 Connor Sabel (6-2, 180, Jr.)
88 Adam Azeltine (6-0, 181, Jr.)

Long Snapper

- 80 Jeff Scott (6-4, 263, Sr.)
56 Aaron Hicks (6-0, 227, Fr-Rs.)

Short Snapper

- 80 Jeff Scott (6-4, 263, Sr.)
98 Zach Hemmerling . . . (6-5, 279, Jr.)

Holder

- 7 Cason Lehman (6-1, 210, Sr.)
23 Jarod Tetuan (5-11, 198, So.)

Punt Return

- 23 Jarod Tetuan (5-11, 198, So.)
83 Sam Sissom (6-0, 195, Sr.)

Kickoff Return

- 5 Mike Odupitan (6-1, 205, Sr.)
2 Fletcher Terrell (6-1, 190, Jr.)



GORILLA OFFENSE

Wide Receiver

- 1 Bryan Pray 5-9, 178, Jr.
12 Pierce Curran 6-1, 182, So.

Quick Tackle

- 78 Zac Robinson 6-5, 281, So.
77 Josh Paoni 6-4, 306, Fr-RS

Quick Guard

- 67 Kendall Molz 6-4, 280, Fr-RS
64 Mitch Crawford 6-3, 274, So.

Center

- 61 Ryan McInerney 5-11, 260, So.
68 Drew Brown 6-2, 313, So.

Stong Guard

- 76 Chad Weeks 6-3, 329, Sr.
62 Chris Beyer 5-10, 250, Sr.

Stong Tackle

- 79 Shane McGinnis 6-6 283, Fr-RS
72 Travis Greer 6-3, 304, Fr.

Tight End

- 82 Brandon Twito 6-7, 270, Sr.
47 Brian Bauer 6-1, 229, Jr.

Wide Receiver

- 15 Eric Clawson 6-3, 200, Jr.
85 Marques Nelson 6-3, 211, Fr-RS

Quarterback

- 11 Andy Majors 6-2, 190, Sr.
18 Nick Smith 6-0, 190, Sr.

Fullback

- 20 Joe Taylor 5-10, 190, Sr.
29 Dustin Walters 6-1, 210, Jr.

Tailback

- 22 Germaine Race 5-11, 225, Jr.
5 Justin Bean 5-10, 216, Jr.

GORILLA DEFENSE

Defensive End

- 92 Brandon Jones 6-3, 224, Sr.
58 Justin Shepard 6-2, 225, So.

Left Tackle

- 98 Ike Eguae 6-3, 269, Jr.
93 Rashad Pittman 6-1, 243, Fr.

Right Tackle

- 99 Cole Vap 6-5, 315, Sr.
94 John Brashears 6-2, 255, So.

Defensive End

- 95 Ryan Meredith 6-2, 237, Jr.
90 Craig Pauly 6-4, 230, Jr.

Outside Linebacker

- 6 Brett Shamblin 5-10, 203, So.
32 Trac Hendrix 5-11, 200, Fr-RS

Inside Linebacker

- 40 Josh Lattimer 5-11, 231, Sr.
44 Jason Northern 6-0, 224, So.

Inside Linebacker

- 31 Nathan West 6-0, 215, Jr.
36 Rusty Morgan 6-0, 221, Fr-RS

Outside Linebacker

- 37 Chris Jaax 6-4, 214, Sr.
54 Doug Schibi 6-0, 203, Sr.

Left Cornerback

- 17 Noah Hoppe 6-0, 176, Sr.
10 Grant McDonald 6-0, 181, Jr.

Free Safety

- 27 Jeremy Neville 6-1, 195, Sr.
23 Nick Dellasega 6-0, 187, So.

Right Cornerback

- 34 Matt Sauber 6-0, 180, Sr.
4 Bryan McMurtrey 5-11, 176, Fr-RS

GORILLA SPECIALISTS

Placekicker

- 89 Nathan Alleman 6-3, 185, Jr.

Punter

- 33 Grant Stephenson 6-0, 173, Jr.

Longsnapper

- 68 Drew Brown 6-2, 312, So. PATs/FGs
47 Brian Bauer 6-1, 229, Jr. Punts

Holder

- 21 Derek Ryan 5-10, 175, Jr.

Punt Return

- 1 Bryan Pray 5-9, 178, Jr.

Kickoff Return

- 1 Bryan Pray 5-9, 178, Jr.
15 Eric Clawson 6-3, 200, Jr.



*=Number of Letters

Head Coach: Craig Schurig

Assistant Coaches: Brian Miller, Chris Brown, Rob Robinson, David Trupp and Cooper Harris

Graduate Assistant Coaches: Zac Nally, Dion Menelev, Justin Schreiber and Cassidy McCrite

2005 Results (4-1, 2-0 MIAA)

| Date | Opponent | Score | Time | Attend |
|--------|-----------------------|---------|------|--------|
| Aug 27 | at #14 Colorado Mines | W 28-17 | 2:58 | 2143 |
| Sep 3 | WESTERN WASHINGTON | W 31-21 | 3:03 | 4765 |
| Sep 10 | *CENTRAL MO. ST. | W 42-27 | 3:06 | 5840 |
| Sep 17 | at Central Washington | L 42-48 | 3:26 | 3316 |
| Sep 23 | *at Southwest Baptist | W 56-21 | 3:15 | 1938 |

*MIAA Game

Team Statistics

| | WU | OPP |
|-------------------------|----------|-----------|
| SCORING | 199 | 134 |
| Points Per Game | 39.8 | 26.8 |
| FIRST DOWNS | 109 | 100 |
| Rushing | 45 | 39 |
| Passing | 54 | 47 |
| Penalty | 10 | 14 |
| RUSHING YARDAGE | 956 | 603 |
| Yards gained rushing | 1142 | 803 |
| Yards lost rushing | 186 | 200 |
| Rushing Attempts | 204 | 190 |
| Average Per Rush | 4.7 | 3.2 |
| Average Per Game | 191.2 | 120.6 |
| TDs Rushing | 10 | 5 |
| PASSING YARDAGE | 1258 | 1246 |
| Att-Comp-Int | 123-71-4 | 180-108-9 |
| Average Per Pass | 10.2 | 6.9 |
| Average Per Catch | 17.7 | 11.5 |
| Average Per Game | 251.6 | 249.2 |
| TDs Passing | 14 | 11 |
| TOTAL OFFENSE | 2214 | 1849 |
| Total Plays | 327 | 370 |
| Average Per Play | 6.8 | 5.0 |
| Average Per Game | 442.8 | 369.8 |
| KICK RETURNS: #-YARDS | 22-520 | 24-389 |
| PUNT RETURNS: #-YARDS | 7-79 | 12-187 |
| INT RETURNS: #-YARDS | 9-88 | 4-62 |
| KICK RETURN AVERAGE | 23.6 | 16.2 |
| PUNT RETURN AVERAGE | 11.3 | 15.6 |
| INT RETURN AVERAGE | 9.8 | 15.5 |
| FUMBLES-LOST | 11-6 | 9-3 |
| PENALTIES-YARDS | 48-452 | 35-323 |
| Average Per Game | 90.4 | 64.6 |
| PUNTS-YARDS | 20-754 | 22-799 |
| Average Per Punt | 37.7 | 36.3 |
| Net punt average | 25.4 | 28.2 |
| TIME OF POSSESSION/GAME | 28:20 | 31:40 |
| 3RD-DOWN CONVERSIONS | 24/60 | 25/75 |
| 3rd-Down Pct | 40% | 33% |
| 4TH-DOWN CONVERSIONS | 5/8 | 7/16 |
| 4th-Down Pct | 62% | 44% |
| SACKS BY-YARDS | 15-89 | 12-95 |
| MISC YARDS | 0 | 20 |
| TOUCHDOWNS SCORED | 28 | 17 |
| FIELD GOALS-ATTEMPTS | 1-3 | 4-5 |
| PAT-ATTEMPTS | 28-28 | 14-14 |
| ATTENDANCE | 10605 | 7397 |
| Games/Avg Per Game | 2/5302 | 3/2466 |

| PTS BY QUARTERS | 1st | 2nd | 3rd | 4th | Total |
|-----------------|-----|-----|-----|-----|-------|
| Washburn | 52 | 56 | 49 | 42 | 199 |
| Opponents | 37 | 48 | 28 | 21 | 134 |

Offensive Statistics

| Rushing | GP | Att | Gain | Loss | Net | Avg | TD | Long | Avg/G |
|-----------------|----|-----|------|------|-----|------|----|------|-------|
| Hearn,Trent | 5 | 70 | 416 | 10 | 406 | 5.8 | 4 | 39 | 81.2 |
| Mosley,Ra'Shawn | 5 | 60 | 379 | 17 | 362 | 6.0 | 4 | 32 | 72.4 |
| Walker,Brandon | 4 | 25 | 200 | 29 | 171 | 6.8 | 1 | 78 | 42.8 |
| Patterson,A.J. | 4 | 9 | 75 | 1 | 74 | 8.2 | 0 | 53 | 18.5 |
| McCann,Chris | 2 | 2 | 10 | 0 | 10 | 5.0 | 0 | 10 | 5.0 |
| Bland,Rawshaw | 5 | 3 | 9 | 0 | 9 | 3.0 | 1 | 7 | 1.8 |
| Odupitan,Mike | 5 | 4 | 9 | 4 | 5 | 1.2 | 0 | 7 | 1.0 |
| Tetuan,Jarod | 5 | 1 | 4 | 0 | 4 | 4.0 | 0 | 4 | 0.8 |
| Mangino,Tommy | 3 | 1 | 2 | 0 | 2 | 2.0 | 0 | 2 | 0.7 |
| TM-Ichabods | 3 | 8 | 0 | 43 | -43 | -5.4 | 0 | 0 | -14.3 |
| Brill,Jordan | 5 | 21 | 38 | 82 | -44 | -2.1 | 0 | 8 | -8.8 |
| Total..... | 5 | 204 | 1142 | 186 | 956 | 4.7 | 10 | 78 | 191.2 |
| Opponents..... | 5 | 190 | 803 | 200 | 603 | 3.2 | 5 | 58 | 120.6 |


| PASSING | G | Effic | Att-Comp-Int | Pct | Yds | TD | Lng | Avg/G |
|----------------|---|--------|--------------|-------|------|----|-----|-------|
| Brill,Jordan | 5 | 176.41 | 120-69-4 | 57.5 | 1244 | 14 | 82 | 248.8 |
| Mangino,Tommy | 3 | 87.80 | 2-1-0 | 50.0 | 9 | 0 | 9 | 3.0 |
| Walker,Brandon | 4 | 142.00 | 1-1-0 | 100.0 | 5 | 0 | 5 | 1.2 |
| Total..... | 5 | 174.69 | 123-71-4 | 57.7 | 1258 | 14 | 82 | 251.6 |
| Opponents..... | 5 | 128.31 | 180-108-9 | 60.0 | 1246 | 11 | 81 | 249.2 |

| RECEIVING | G | No. | Yds | Avg | TD | Long | Avg/G |
|-----------------|---|-----|------|------|----|------|-------|
| Odupitan,Mike | 5 | 21 | 383 | 18.2 | 2 | 45 | 76.6 |
| Lehman,Cason | 5 | 14 | 158 | 11.3 | 2 | 19 | 31.6 |
| Sissom,Sam | 2 | 7 | 231 | 33.0 | 3 | 82 | 115.5 |
| Tetuan,Jarod | 5 | 7 | 141 | 20.1 | 2 | 49 | 28.2 |
| Lebahn,Jake | 5 | 6 | 156 | 26.0 | 3 | 47 | 31.2 |
| Mosley,Ra'Shawn | 5 | 6 | 30 | 5.0 | 0 | 14 | 6.0 |
| Scott,Jeff | 5 | 5 | 122 | 24.4 | 2 | 57 | 24.4 |
| Bland,Rawshaw | 5 | 4 | 30 | 7.5 | 0 | 12 | 6.0 |
| Walker,Brandon | 4 | 1 | 7 | 7.0 | 0 | 7 | 1.8 |
| Total..... | 5 | 71 | 1258 | 17.7 | 14 | 82 | 251.6 |
| Opponents..... | 5 | 108 | 1246 | 11.5 | 11 | 81 | 249.2 |

| PUNT RETURNS | No. | Yds | Avg | TD | Long |
|-----------------|-----|-----|------|----|------|
| Tetuan,Jarod | 2 | 18 | 9.0 | 0 | 16 |
| Mosley,Ra'Shawn | 2 | 21 | 10.5 | 0 | 15 |
| Brown,Chris | 1 | 10 | 10.0 | 0 | 0 |
| Lehman,Cason | 1 | 8 | 8.0 | 0 | 8 |
| Sissom,Sam | 1 | 7 | 7.0 | 0 | 7 |
| Lebahn,Jake | 0 | 15 | 0.0 | 1 | 15 |
| Total..... | 7 | 79 | 11.3 | 1 | 16 |
| Opponents..... | 12 | 187 | 15.6 | 0 | 50 |

| INTERCEPTIONS | No. | Yds | Avg | TD | Long |
|------------------|-----|-----|------|----|------|
| Terrell,Fletcher | 4 | 31 | 7.8 | 1 | 23 |
| Looney,Josh | 1 | 4 | 4.0 | 0 | 4 |
| Stuckey,Calvin | 1 | 16 | 16.0 | 0 | 16 |
| Bull,Nick | 1 | 12 | 12.0 | 0 | 12 |
| Beck,Erin | 1 | -1 | -1.0 | 0 | 0 |
| Gould,Grant | 1 | 26 | 26.0 | 1 | 26 |
| Total..... | 9 | 88 | 9.8 | 2 | 26 |
| Opponents..... | 4 | 62 | 15.5 | 1 | 37 |

2005 WASHBURN ICHABOD FOOTBALL



| KICK RETURNS | No. | Yds | Avg | TD | Long |
|-----------------------|------------|------------|-------------|-----------|-------------|
| Odupitan, Mike | 12 | 251 | 20.9 | 0 | 35 |
| Terrell, Fletcher | 5 | 195 | 39.0 | 1 | 100 |
| Tetuan, Jarod | 4 | 69 | 17.2 | 0 | 26 |
| Lehman, Cason | 1 | 5 | 5.0 | 0 | 5 |
| Total..... | 22 | 520 | 23.6 | 1 | 100 |
| Opponents..... | 24 | 389 | 16.2 | 0 | 51 |

| FUMBLE RETURNS | No. | Yds | Avg | TD | Long |
|-----------------------|------------|------------|-------------|-----------|-------------|
| Total..... | 0 | 0 | 0.0 | 0 | 0 |
| Opponents..... | 1 | 20 | 20.0 | 0 | 20 |

| SCORING | TD | FGs | PAT Kick | PAT Rush | PAT Rcv | PAT Pass | Saf | PTS |
|-----------------------|-----------|------------|-----------------|-----------------|----------------|-----------------|------------|------------|
| Sabel, Connor | 0 | 1-3 | 28-28 | 0-0 | 0 | 0-0 | 0 | 31 |
| Mosley, Ra'Shawn | 4 | 0-0 | 0-0 | 0-0 | 0 | 0-0 | 0 | 24 |
| Hearn, Trent | 4 | 0-0 | 0-0 | 0-0 | 0 | 0-0 | 0 | 24 |
| Lebahn, Jake | 4 | 0-0 | 0-0 | 0-0 | 0 | 0-0 | 0 | 24 |
| Sissom, Sam | 3 | 0-0 | 0-0 | 0-0 | 0 | 0-0 | 0 | 18 |
| Scott, Jeff | 2 | 0-0 | 0-0 | 0-0 | 0 | 0-0 | 0 | 12 |
| Terrell, Fletcher | 2 | 0-0 | 0-0 | 0-0 | 0 | 0-0 | 0 | 12 |
| Odupitan, Mike | 2 | 0-0 | 0-0 | 0-0 | 0 | 0-0 | 0 | 12 |
| Tetuan, Jarod | 2 | 0-0 | 0-0 | 0-0 | 0 | 0-0 | 0 | 12 |
| Lehman, Cason | 2 | 0-0 | 0-0 | 0-0 | 0 | 0-0 | 0 | 12 |
| Bland, Rawshaw | 1 | 0-0 | 0-0 | 0-0 | 0 | 0-0 | 0 | 6 |
| Walker, Brandon | 1 | 0-0 | 0-0 | 0-0 | 0 | 0-0 | 0 | 6 |
| Gould, Grant | 1 | 0-0 | 0-0 | 0-0 | 0 | 0-0 | 0 | 6 |
| Total..... | 28 | 1-3 | 28-28 | 0-0 | 0 | 0-0 | 0 | 199 |
| Opponents..... | 17 | 4-5 | 14-14 | 0-0 | 2 | 2-3 | 1 | 134 |

| TOTAL OFFENSE | G | Plays | Rush | Pass | Total | Avg/G |
|-----------------------|----------|--------------|-------------|-------------|--------------|--------------|
| Brill, Jordan | 5 | 141 | -44 | 1244 | 1200 | 240.0 |
| Hearn, Trent | 5 | 70 | 406 | 0 | 406 | 81.2 |
| Mosley, Ra'Shawn | 5 | 60 | 362 | 0 | 362 | 72.4 |
| Walker, Brandon | 4 | 26 | 171 | 5 | 176 | 44.0 |
| Patterson, A.J. | 4 | 9 | 74 | 0 | 74 | 18.5 |
| Mangino, Tommy | 3 | 3 | 2 | 9 | 11 | 3.7 |
| McCann, Chris | 2 | 2 | 10 | 0 | 10 | 5.0 |
| Bland, Rawshaw | 5 | 3 | 9 | 0 | 9 | 1.8 |
| Odupitan, Mike | 5 | 4 | 5 | 0 | 5 | 1.0 |
| Tetuan, Jarod | 5 | 1 | 4 | 0 | 4 | 0.8 |
| TM-Ichabods | 3 | 8 | -43 | 0 | -43 | -14.3 |
| Total..... | 5 | 327 | 956 | 1258 | 2214 | 442.8 |
| Opponents..... | 5 | 370 | 603 | 1246 | 1849 | 369.8 |

| PUNTING | No. | Yds | Avg | Long | TB | FC | I20 | Blkd |
|-----------------------|------------|------------|-------------|-------------|-----------|-----------|------------|-------------|
| Massey, Curtis | 19 | 733 | 38.6 | 53 | 3 | 0 | 3 | 0 |
| Boswell, Ben | 1 | 21 | 21.0 | 21 | 0 | 0 | 0 | 0 |
| Total..... | 20 | 754 | 37.7 | 53 | 3 | 0 | 3 | 0 |
| Opponents..... | 22 | 799 | 36.3 | 64 | 5 | 1 | 6 | 1 |

| KICKOFFS | No. | Yds | Avg | TB | OB | Retn | Net | YdLn |
|-----------------------|------------|-------------|-------------|-----------|-----------|-------------|-------------|-------------|
| Sabel, Connor | 35 | 1916 | 54.7 | 8 | 1 | | | |
| Total..... | 35 | 1916 | 54.7 | 8 | 1 | 389 | 39.1 | 25 |
| Opponents..... | 24 | 1441 | 60.0 | 1 | 2 | 520 | 37.5 | 27 |

| FIELD GOALS | FGM-FGA | Pct | 01-19 | 20-29 | 30-39 | 40-49 | 50+ | Blk |
|--------------------|----------------|------------|--------------|--------------|--------------|--------------|------------|------------|
| Sabel, Connor | 1-3 | 50.0 | 0-0 | 0-0 | 0-0 | 1-3 | 0-0 | 0 |

| FG SEQUENCE | Washburn | OPPONENTS |
|--------------------|-----------------|------------------|
| Colorado Mines | - | (38) |
| Western Washington | 45,(41) | - |
| Central Mo. St. | - | (32) |
| Central Washington | - | (42),(27),31 |
| Southwest Baptist | 43 | - |

| ALL PURPOSE | G | Rush | Rec | PR | KOR | IR | Tot | Avg/G |
|-----------------------|----------|-------------|-------------|------------|------------|-----------|-------------|--------------|
| Odupitan, Mike | 5 | 5 | 383 | 0 | 251 | 0 | 639 | 127.8 |
| Mosley, Ra'Shawn | 5 | 362 | 30 | 21 | 0 | 0 | 413 | 82.6 |
| Hearn, Trent | 5 | 406 | 0 | 0 | 0 | 0 | 406 | 81.2 |
| Sissom, Sam | 2 | 0 | 231 | 7 | 0 | 0 | 238 | 119.0 |
| Tetuan, Jarod | 5 | 4 | 141 | 18 | 69 | 0 | 232 | 46.4 |
| Terrell, Fletcher | 5 | 0 | 0 | 0 | 195 | 31 | 226 | 45.2 |
| Walker, Brandon | 4 | 171 | 7 | 0 | 0 | 0 | 178 | 44.5 |
| Lehman, Cason | 5 | 0 | 158 | 8 | 5 | 0 | 171 | 34.2 |
| Lebahn, Jake | 5 | 0 | 156 | 15 | 0 | 0 | 171 | 34.2 |
| Scott, Jeff | 5 | 0 | 122 | 0 | 0 | 0 | 122 | 24.4 |
| Patterson, A.J. | 4 | 74 | 0 | 0 | 0 | 0 | 74 | 18.5 |
| Bland, Rawshaw | 5 | 9 | 30 | 0 | 0 | 0 | 39 | 7.8 |
| Gould, Grant | 5 | 0 | 0 | 0 | 0 | 26 | 26 | 5.2 |
| Stuckey, Calvin | 5 | 0 | 0 | 0 | 0 | 16 | 16 | 3.2 |
| Bull, Nick | 5 | 0 | 0 | 0 | 0 | 12 | 12 | 2.4 |
| Brown, Chris | 5 | 0 | 0 | 10 | 0 | 0 | 10 | 2.0 |
| McCann, Chris | 2 | 10 | 0 | 0 | 0 | 0 | 10 | 5.0 |
| Looney, Josh | 5 | 0 | 0 | 0 | 0 | 4 | 4 | 0.8 |
| Mangino, Tommy | 3 | 2 | 0 | 0 | 0 | 0 | 2 | 0.7 |
| Beck, Erin | 5 | 0 | 0 | 0 | 0 | -1 | -1 | -0.2 |
| TM-Ichabods | 3 | -43 | 0 | 0 | 0 | 0 | -43 | -14.3 |
| Brill, Jordan | 5 | -44 | 0 | 0 | 0 | 0 | -44 | -8.8 |
| Total..... | 5 | 956 | 1258 | 79 | 520 | 88 | 2901 | 580.2 |
| Opponents..... | 5 | 603 | 1246 | 187 | 389 | 62 | 2487 | 497.4 |

Defensive Statistics

| | GP | UT | AT | TT | TFL | Sacks | Int-Yds | PD | QBH | FR-Yds | FF | BLK | Saf |
|-----------------------|-----------|------------|------------|------------|---------------|--------------|----------------|-----------|------------|---------------|-----------|------------|------------|
| Gould, Grant | 5 | 23 | 34 | 57 | 10-46 | 6-42 | 1-26 | 1 | 1 | 1-0 | 1 | . | . |
| Gonzalez, Mike | 5 | 11 | 20 | 31 | 5-8 | . | . | 3 | . | 1-0 | . | . | . |
| Beck, Erin | 5 | 7 | 22 | 29 | . | . | 1--1 | . | . | . | . | . | . |
| Cobb, Terrell | 5 | 10 | 17 | 27 | 1-0 | . | . | . | . | 1-0 | 2 | . | . |
| Neal, Aaron | 5 | 11 | 14 | 25 | 2-1 | . | . | . | . | . | . | . | . |
| Looney, Josh | 5 | 8 | 16 | 24 | 4-12 | 1-1 | 1-4 | . | . | . | 1 | . | . |
| Lawrence, Eric | 5 | 7 | 15 | 22 | 6-16 | 2-8 | . | . | . | . | . | . | . |
| Terrell, Fletcher | 5 | 14 | 7 | 21 | 1-17 | . | 4-31 | 4 | . | . | . | . | . |
| Talley, Henry | 5 | 16 | 3 | 19 | 1-5 | . | . | . | . | . | . | . | . |
| Lewis, Trey | 5 | 8 | 10 | 18 | 2-8 | 1-7 | . | . | . | . | 1 | . | . |
| Tetuan, Jarod | 5 | 10 | 8 | 18 | . | . | . | . | . | . | . | . | . |
| Sims, Roy | 5 | 6 | 8 | 14 | 3-4 | 2-3 | . | . | . | . | . | . | . |
| Tossie, Sam | 3 | 6 | 6 | 12 | 3-11 | 2-10 | . | . | . | . | . | . | . |
| Stuckey, Calvin | 5 | 8 | 4 | 12 | . | . | 1-16 | 2 | . | . | . | . | . |
| Beckford, Xavier | 5 | 8 | 4 | 12 | 1-1 | . | . | 1 | . | . | . | . | . |
| Hemmerling, Zach | 5 | 6 | 5 | 11 | 2-13 | 2-13 | . | . | 1 | . | . | . | . |
| Hicks, Aaron | 5 | 5 | 6 | 11 | . | . | . | . | . | . | . | . | . |
| Huenefeld, Cody | 5 | 6 | 5 | 11 | 5-20 | 1-4 | . | 1 | . | . | . | . | . |
| Brown, Chris | 5 | 2 | 4 | 6 | . | . | . | 2 | . | . | . | 1 | . |
| Ewy, Adam | 1 | 1 | 4 | 5 | . | . | . | 1 | . | . | . | . | . |
| Bull, Nick | 5 | 2 | 3 | 5 | 1-1 | . | 1-12 | . | . | . | . | . | . |
| Gardiner, Aaron | 5 | 3 | 1 | 4 | . | . | . | . | . | . | . | . | . |
| Lebahn, Jake | 5 | 3 | 1 | 4 | 1-16 | . | . | . | . | . | . | . | . |
| King, Andre | 4 | 3 | 1 | 4 | 2-16 | . | . | . | . | . | . | . | . |
| Moyer, Dustin | 2 | 1 | 2 | 3 | 2-1 | 2-1 | . | 1 | . | . | . | . | . |
| Lehman, Cason | 5 | 3 | . | 3 | . | . | . | . | . | . | . | . | . |
| Bland, Rawshaw | 5 | 1 | 2 | 3 | . | . | . | . | . | . | . | . | . |
| Scott, Jeff | 5 | . | 2 | 2 | . | . | . | . | . | . | . | . | . |
| Massey, Curtis | 5 | 1 | . | 1 | . | . | . | . | . | . | . | . | . |
| Martin, James | 4 | . | 1 | 1 | . | . | . | . | . | . | . | . | . |
| Eisenbarth, Eric | 1 | . | 1 | . | . | . | . | . | . | . | . | . | . |
| Burgess, Marquetis | 2 | . | 1 | 1 | . | . | . | . | . | . | . | . | . |
| Schuster, Steven | 3 | 1 | . | 1 | . | . | . | . | . | . | . | . | . |
| Sabel, Connor | 5 | 1 | . | 1 | . | . | . | . | . | . | . | . | . |
| Brill, Jordan | 5 | 1 | . | 1 | . | . | . | . | . | . | . | . | . |
| Mosley, Ra'Shawn | 5 | . | . | . | . | . | . | . | 1 | . | . | . | . |
| Total..... | 5 | 194 | 226 | 420 | 52-196 | 15-89 | 9-88 | 18 | 1 | 3-0 | 5 | 1 | . |
| Opponents..... | 5 | 164 | 185 | 349 | 38-135 | 12-95 | 4-62 | 15 | 1 | 6-20 | 8 | . | 1 |

2005 WASHBURN ICHABOD FOOTBALL



Game By Game Rushing

| | No-Yds/TD | CSM | WWU | CMSU | CWU | SBU | PSU | NWMSU | TSU | ESU | MSSU | MWSU |
|-----------------|-----------|----------|---------|---------|---------|---------|-----|-------|-----|-----|------|------|
| Hearn,Trent | 70-406/4 | 21-106/1 | 16-94/1 | 13-90/1 | 10-53/0 | 10-63/1 | | | | | | |
| Mosley,Ra'Shawn | 60-362/4 | 13-68/0 | 14-64/1 | 12-78/1 | 11-80/1 | 10-72/1 | | | | | | |
| Walker,Brandon | 25-171/1 | DNP | 3-81/1 | 8-38/0 | 6-19/0 | 8-33/0 | | | | | | |
| Patterson,A.J. | 9-74/0 | 1--1/0 | 1-2/0 | 1-3/0 | DNP | 6-70/0 | | | | | | |
| McCann,Chris | 2-10/0 | DNP | DNP | 2-10/0 | DNP | - | | | | | | |
| Bland,Rawshaw | 3-9/1 | - | - | - | 2-8/0 | 1-1/1 | | | | | | |
| Odupitan,Mike | 4-5/0 | 1--3/0 | 1-7/0 | - | 1--1/0 | 1-2/0 | | | | | | |
| Tetuan,Jarod | 1-4/0 | - | - | 1-4/0 | - | - | | | | | | |
| Mangino,Tommy | 1-2/0 | - | DNP | - | DNP | 1-2/0 | | | | | | |
| Ichabods | 8--43/0 | 3--3/0 | 2--2/0 | 3--38/0 | DNP | DNP | | | | | | |
| Brill,Jordan | 21--44/0 | 3--23/0 | 5--20/0 | 3--7/0 | 8-2/0 | 2-4/0 | | | | | | |

Game By Game Receiving

| | No-Yds/D | CSM | WWU | CMSU | CWU | SBU | PSU | NWMSU | TSU | ESU | MSSU | MWSU |
|-----------------|----------|---------|---------|---------|--------|--------|-----|-------|-----|-----|------|------|
| Odupitan,Mike | 21-383/2 | 4-57/0 | 6-119/0 | 5-111/1 | 3-22/0 | 3-74/1 | | | | | | |
| Sissom,Sam | 7-231/3 | 7-231/3 | - | DNP | DNP | DNP | | | | | | |
| Lehman,Cason | 14-158/2 | - | 3-33/0 | 4-49/1 | 3-29/0 | 4-47/1 | | | | | | |
| Lebahn,Jake | 6-156/3 | - | - | 1-9/0 | 3-91/2 | 2-56/1 | | | | | | |
| Tetuan,Jarod | 7-141/2 | - | 2-47/0 | 1-7/1 | 4-87/1 | - | | | | | | |
| Scott,Jeff | 5-122/2 | 3-60/0 | - | - | 2-62/2 | - | | | | | | |
| Bland,Rawshaw | 4-30/0 | - | - | - | 3-18/0 | 1-12/0 | | | | | | |
| Mosley,Ra'Shawn | 6-30/0 | - | - | 2-6/0 | 4-24/0 | - | | | | | | |
| Walker,Brandon | 1-7/0 | DNP | - | - | - | 1-7/0 | | | | | | |

Game By Game Passing

| #10 Brill,Jordan | Att | Comp | Int | Pct | Yards | TD | Long | Sack | Yds | Effic |
|--------------------|-----|------|-----|------|-------|----|------|------|-----|-------|
| Colorado Mines | 25 | 14 | 1 | 56.0 | 348 | 3 | 82 | 2 | 23 | 204.5 |
| Western Washington | 18 | 11 | 0 | 61.1 | 199 | 0 | 49 | 4 | 28 | 154.0 |
| Central Mo. St. | 21 | 13 | 1 | 61.9 | 182 | 3 | 45 | 1 | 11 | 172.3 |
| Central Washington | 39 | 21 | 1 | 53.8 | 328 | 5 | 57 | 3 | 16 | 161.7 |
| Southwest Baptist | 17 | 10 | 1 | 58.8 | 187 | 3 | 47 | 0 | 0 | 197.7 |
| TOTALS | 120 | 69 | 4 | 57.5 | 1244 | 14 | 82 | 10 | 78 | 176.4 |

| #18 Walker,Brandon | Att | Comp | Int | Pct | Yards | TD | Long | Sack | Yds | Effic |
|--------------------|-----|------|-----|-------|-------|----|------|------|-----|-------|
| Central Washington | 1 | 1 | 0 | 100.0 | 5 | 0 | 5 | 0 | 0 | 142.0 |
| TOTALS | 1 | 1 | 0 | 100.0 | 5 | 0 | 5 | 0 | 0 | 142.0 |

| #9 Mangino,Tommy | Att | Comp | Int | Pct | Yards | TD | Long | Sack | Yds | Effic |
|-------------------|-----|------|-----|------|-------|----|------|------|-----|-------|
| Southwest Baptist | 2 | 1 | 0 | 50.0 | 9 | 0 | 9 | 0 | 0 | 87.8 |
| TOTALS | 2 | 1 | 0 | 50.0 | 9 | 0 | 9 | 0 | 0 | 87.8 |

Game By Game Punt Returns

| | No-Yds | CSM | WWU | CMSU | CWU | SBU | PSU | NWMSU | TSU | ESU | MSSU | MWSU |
|-----------------|--------|-----|-----|------|-----|------|-----|-------|-----|-----|------|------|
| Mosley,Ra'Shawn | 2-21 | - | - | - | - | 2-21 | | | | | | |
| Tetuan,Jarod | 2-18 | 1-2 | - | 1-16 | - | - | | | | | | |
| Brown,Chris | 1-10 | - | - | - | - | 1-10 | | | | | | |
| Lehman,Cason | 1-8 | - | - | - | 1-8 | - | | | | | | |
| Sissom,Sam | 1-7 | - | 1-7 | DNP | DNP | DNP | | | | | | |

Game By Game Kickoff Returns


| | No-Yds | CSM | WWU | CMSU | CWU | SBU | PSU | NWMSU | TSU | ESU | MSSU | MWSU |
|-----------------|--------|------|------|-------|-------|------|-----|-------|-----|-----|------|------|
| Odupitan,Mike | 12-251 | 3-49 | 3-64 | - | 5-109 | 1-29 | | | | | | |
| Terrell,Fletche | 5-195 | - | - | 2-140 | 3-55 | - | | | | | | |
| Tetuan,Jarod | 4-69 | 1-14 | 1-26 | - | - | 2-29 | | | | | | |
| Lehman,Cason | 1-5 | - | - | 1-5 | - | - | | | | | | |

Game By Game Punting

| Curtis Massey | No | Yds | Avg | Long | Blkd | TB | FC | 50+ | I20 |
|-----------------------|----|-----|------|------|------|----|----|-----|-----|
| Colorado Mines | 5 | 207 | 41.4 | 48 | 0 | 2 | 0 | 0 | 0 |
| Western Washington | 4 | 144 | 36.0 | 53 | 0 | 0 | 0 | 2 | 1 |
| Central Missouri | 2 | 45 | 22.5 | 33 | 0 | 1 | 0 | 0 | 0 |
| at Central Washington | 4 | 168 | 42.0 | 49 | 0 | 0 | 0 | 0 | 0 |
| Totals | 15 | 564 | 37.6 | 53 | 0 | 3 | 0 | 2 | 1 |

| Ben Boswell | No | Yds | Avg | Long | Blkd | TB | FC | 50+ | I20 |
|------------------|----|-----|------|------|------|----|----|-----|-----|
| Central Missouri | 1 | 21 | 21.0 | 21 | 0 | 0 | 0 | 0 | 0 |
| Totals | 1 | 21 | 21.0 | 21 | 0 | 0 | 0 | 0 | 0 |

2005 WASHBURN ICHABOD FOOTBALL



Game By Game Interception Returns

| | No-Yds | CSM | WWU | CMSU | CWU | SBU | PSU | NWMSU | TSU | ESU | MSSU | MWSU |
|-----------------|--------|------|------|------|-----|------|-----|-------|-----|-----|------|------|
| Terrell,Fletche | 4-31 | 2-0 | 1-23 | - | - | 1-8 | | | | | | |
| Looney,Josh | 1-4 | - | - | - | - | 1-4 | | | | | | |
| Gould,Grant | 1-26 | - | - | - | - | 1-26 | | | | | | |
| Stuckey,Calvin | 1-16 | 1-16 | - | - | - | - | | | | | | |
| Beck,Erin | 1--1 | 1--1 | - | - | - | - | | | | | | |
| Bull,Nick | 1-12 | - | - | 1-12 | - | - | | | | | | |

Game By Game Sacks


| | UA-A | TOT | CSM | WWU | CMSU | CWU | SBU | PSU | NWMSU | TSU | ESU | MSSU | MWSU |
|-----------------|------|-----|------|-----|------|------|------|-----|-------|-----|-----|------|------|
| Gould,Grant | 4-2 | 6 | 2-15 | - | 1-11 | 2-6 | 1-10 | | | | | | |
| Lawrence,Eric | 0-2 | 2 | 1-1 | - | - | - | 1-7 | | | | | | |
| Moyer,Dustin | 1-1 | 2 | 2-1 | - | DNP | DNP | DNP | | | | | | |
| Tossie,Sam | 1-1 | 2 | DNP | DNP | - | 2-10 | - | | | | | | |
| Hemmerling,Zach | 1-1 | 2 | - | 1-6 | - | - | 1-7 | | | | | | |
| Sims,Roy | 2-0 | 2 | - | 1-2 | 1-1 | - | - | | | | | | |
| Lewis,Trey | 1-0 | 1 | - | 1-7 | - | - | - | | | | | | |
| Huenefeld,Cody | 1-0 | 1 | - | - | - | 1-4 | - | | | | | | |
| Looney,Josh | 0-1 | 1 | 1-1 | - | - | - | - | | | | | | |

Game By Game Tackles for Loss

| | UA-A | TOT | CSM | WWU | CMSU | CWU | SBU | PSU | NWMSU | TSU | ESU | MSSU | MWSU |
|-----------------|------|-----|------|------|------|------|------|-----|-------|-----|-----|------|------|
| Gould,Grant | 5-5 | 10 | 2-15 | - | 1-11 | 3-8 | 4-12 | | | | | | |
| Lawrence,Eric | 1-5 | 6 | 1-1 | - | 3-7 | - | 2-8 | | | | | | |
| Huenefeld,Cody | 4-1 | 5 | 2-12 | - | 1-0 | 2-8 | - | | | | | | |
| Gonzalez,Mike | 2-3 | 5 | - | - | 1-1 | 2-5 | 2-2 | | | | | | |
| Looney,Josh | 2-2 | 4 | 1-1 | - | 2-7 | - | 1-4 | | | | | | |
| Sims,Roy | 2-1 | 3 | - | 1-2 | 2-2 | - | - | | | | | | |
| Tossie,Sam | 1-2 | 3 | DNP | DNP | 1-1 | 2-10 | - | | | | | | |
| Neal,Aaron | 0-2 | 2 | - | - | 1-1 | - | 1-0 | | | | | | |
| Lewis,Trey | 1-1 | 2 | - | 1-7 | - | - | 1-1 | | | | | | |
| King,Andre | 2-0 | 2 | - | 1-15 | DNP | 1-1 | - | | | | | | |
| Moyer,Dustin | 1-1 | 2 | 2-1 | - | DNP | DNP | DNP | | | | | | |
| Hemmerling,Zach | 1-1 | 2 | - | 1-6 | - | - | 1-7 | | | | | | |
| Talley,Henry | 1-0 | 1 | - | - | - | - | 1-5 | | | | | | |
| Bull,Nick | 1-0 | 1 | 1-1 | - | - | - | - | | | | | | |
| Terrell,Fletche | 1-0 | 1 | - | - | 1-17 | - | - | | | | | | |
| Cobb,Terrell | 0-1 | 1 | - | - | - | - | 1-0 | | | | | | |
| Lebahn,Jake | 1-0 | 1 | - | 1-16 | - | - | - | | | | | | |
| Beckford,Xavier | 0-1 | 1 | - | - | - | - | 1-1 | | | | | | |

Game By Game Tackles - Leaders

| | UA-A | TOT | CSM | WWU | CMSU | CWU | SBU | PSU | NWMSU | TSU | ESU | MSSU | MWSU |
|-----------------|-------|-----|-----|-----|------|-----|-----|-----|-------|-----|-----|------|------|
| Gould,Grant | 23-34 | 57 | 5-7 | 3-7 | 6-5 | 6-6 | 3-9 | | | | | | |
| Gonzalez,Mike | 11-20 | 31 | 3-4 | 1-1 | 1-7 | 4-1 | 2-7 | | | | | | |
| Beck,Erin | 7-22 | 29 | 2-3 | 2-8 | 1-6 | 1-3 | 1-2 | | | | | | |
| Cobb,Terrell | 10-17 | 27 | 2-5 | 4-7 | 0-1 | 1-2 | 3-2 | | | | | | |
| Neal,Aaron | 11-14 | 25 | 2-3 | 0-3 | 4-5 | 3-2 | 2-1 | | | | | | |
| Looney,Josh | 8-16 | 24 | 0-2 | 3-2 | 2-5 | 1-3 | 2-4 | | | | | | |
| Lawrence,Eric | 7-15 | 22 | 2-7 | 0-1 | 1-3 | - | 4-4 | | | | | | |
| Terrell,Fletche | 14-7 | 21 | 1-3 | 3-2 | 3-1 | 2-1 | 5-0 | | | | | | |
| Talley,Henry | 16-3 | 19 | 2-0 | 3-1 | - | 3-0 | 8-2 | | | | | | |
| Tetuan,Jarod | 10-8 | 18 | - | 1-2 | 4-2 | 1-1 | 4-3 | | | | | | |
| Lewis,Trey | 8-10 | 18 | 1-1 | 4-1 | 1-4 | 1-1 | 1-3 | | | | | | |
| Sims,Roy | 6-8 | 14 | - | 1-2 | 4-2 | 1-2 | 0-2 | | | | | | |
| Beckford,Xavier | 8-4 | 12 | 7-1 | - | 0-1 | - | 1-2 | | | | | | |
| Stuckey,Calvin | 8-4 | 12 | 0-2 | 2-0 | 0-1 | 4-1 | 2-0 | | | | | | |
| Tossie,Sam | 6-6 | 12 | DNP | DNP | 0-1 | 4-3 | 2-2 | | | | | | |
| Hemmerling,Zach | 6-5 | 11 | 1-2 | 1-1 | - | - | 4-2 | | | | | | |
| Huenefeld,Cody | 6-5 | 11 | 3-1 | 1-0 | 0-3 | 2-0 | 0-1 | | | | | | |
| Hicks,Aaron | 5-6 | 11 | - | - | 0-1 | 1-0 | 4-5 | | | | | | |
| Brown,Chris | 2-4 | 6 | 0-1 | 1-2 | 1-0 | 0-1 | - | | | | | | |
| Ewy,Adam | 1-4 | 5 | 1-4 | DNP | DNP | DNP | DNP | | | | | | |
| Bull,Nick | 2-3 | 5 | 2-0 | 0-2 | - | - | 0-1 | | | | | | |
| Gardiner,Aaron | 3-1 | 4 | - | - | 0-1 | - | 3-0 | | | | | | |
| Lebahn,Jake | 3-1 | 4 | 0-1 | 1-0 | - | 1-0 | 1-0 | | | | | | |
| King,Andre | 3-1 | 4 | - | 2-1 | DNP | 1-0 | - | | | | | | |
| Bland,Rawshawn | 1-2 | 3 | 1-0 | 0-1 | - | 0-1 | - | | | | | | |
| Moyer,Dustin | 1-2 | 3 | 1-2 | - | DNP | DNP | DNP | | | | | | |
| Lehman,Cason | 3-0 | 3 | 2-0 | - | - | - | 1-0 | | | | | | |
| Scott,Jeff | 0-2 | 2 | 0-1 | 0-1 | - | - | - | | | | | | |
| Sabel,Connor | 1-0 | 1 | - | - | - | 1-0 | - | | | | | | |
| Massey,Curtis | 1-0 | 1 | - | - | - | 1-0 | - | | | | | | |
| Martin,James | 0-1 | 1 | - | - | 0-1 | - | DNP | | | | | | |
| Brill,Jordan | 1-0 | 1 | - | - | - | - | 1-0 | | | | | | |



INDIVIDUAL GAME HIGHS

| | | |
|---------------------|------|---|
| Rushes | 21 | Hearn, Trent at Colorado Mines (Aug 27) |
| Yards Rushing | 106 | Hearn, Trent at Colorado Mines (Aug 27) |
| TD Rushes | 1 | Hearn, Trent at Colorado Mines (Aug 27) |
| | | Mosley, Ra'Shawn vs Western Washington (Sep 03) |
| | | Hearn, Trent vs Western Washington (Sep 03) |
| | | Walker, Brandon vs Western Washington (Sep 03) |
| | | Mosley, Ra'Shawn vs Central Mo. St. (Sep 10) |
| | | Hearn, Trent vs Central Mo. St. (Sep 10) |
| | | Mosley, Ra'Shawn at Central Washington (Sep 17) |
| | | Mosley, Ra'Shawn at Southwest Baptist (Sep 23) |
| | | Hearn, Trent at Southwest Baptist (Sep 23) |
| | | Bland, Rawshawn at Southwest Baptist (Sep 23) |
| Long Rush | 78 | Walker, Brandon vs Western Washington (Sep 03) |
| Pass attempts | 39 | Brill, Jordan at Central Washington (Sep 17) |
| Pass completions | 21 | Brill, Jordan at Central Washington (Sep 17) |
| Yards Passing | 348 | Brill, Jordan at Colorado Mines (Aug 27) |
| TD Passes | 5 | Brill, Jordan at Central Washington (Sep 17) |
| Long Pass | 82 | Brill, Jordan at Colorado Mines (Aug 27) |
| Receptions | 7 | Sissom, Sam at Colorado Mines (Aug 27) |
| Yards Receiving | 231 | Sissom, Sam at Colorado Mines (Aug 27) |
| TD Receptions | 3 | Sissom, Sam at Colorado Mines (Aug 27) |
| Long Reception | 82 | Sissom, Sam at Colorado Mines (Aug 27) |
| Field Goals | 1 | Sabel, Connor vs Western Washington (Sep 03) |
| Long Field Goal | 41 | Sabel, Connor vs Western Washington (Sep 03) |
| Punts | 5 | Massey, Curtis at Colorado Mines (Aug 27) |
| Punting Avg | 42.2 | Massey, Curtis at Southwest Baptist (Sep 23) |
| Long Punt | 53 | Massey, Curtis vs Western Washington (Sep 03) |
| Long Punt Return | 16 | Tetuan, Jarod vs Central Mo. St. (Sep 10) |
| Long Kickoff Return | 100 | Terrell, Fletcher vs Central Mo. St. (Sep 10) |
| Tackles | 12 | Gould, Grant at Colorado Mines (Aug 27) |
| | | Gould, Grant at Central Washington (Sep 17) |
| | | Gould, Grant at Southwest Baptist (Sep 23) |
| Sacks | 2.0 | Gould, Grant at Colorado Mines (Aug 27) |
| | | Moyer, Dustin at Colorado Mines (Aug 27) |
| | | Tossie, Sam at Central Washington (Sep 17) |
| | | Gould, Grant at Central Washington (Sep 17) |
| Tackles For Loss | 4.0 | Gould, Grant at Southwest Baptist (Sep 23) |
| Interceptions | 2 | Terrell, Fletcher at Colorado Mines (Aug 27) |

TEAM GAME HIGHS

| | | |
|------------------|------|--------------------------------|
| Rushes | 43 | vs Central Mo. St. (Sep 10) |
| Yards Rushing | 247 | at Southwest Baptist (Sep 23) |
| Yards Per Rush | 6.3 | at Southwest Baptist (Sep 23) |
| TD Rushes | 3 | vs Western Washington (Sep 03) |
| | | at Southwest Baptist (Sep 23) |
| Pass attempts | 40 | at Central Washington (Sep 17) |
| Pass completions | 22 | at Central Washington (Sep 17) |
| Yards Passing | 348 | at Colorado Mines (Aug 27) |
| Yards Per Pass | 13.9 | at Colorado Mines (Aug 27) |
| TD Passes | 5 | at Central Washington (Sep 17) |
| Total Plays | 78 | at Central Washington (Sep 17) |
| Total Offense | 494 | at Central Washington (Sep 17) |
| Yards Per Play | 7.6 | at Southwest Baptist (Sep 23) |
| Points | 56 | at Southwest Baptist (Sep 23) |
| Sacks By | 4 | two times |
| First Downs | 25 | at Central Washington (Sep 17) |
| Penalties | 11 | Three times |
| Penalty Yards | 110 | at Central Washington (Sep 17) |
| Turnovers | 3 | vs Western Washington (Sep 03) |
| Interceptions By | 4 | at Colorado Mines (Aug 27) |

OPPONENT INDIVIDUAL GAME HIGHS

| | | |
|---------------------|------|---|
| Rushes | 22 | Hall, at Central Washington (Sep 17) |
| Yards Rushing | 99 | Nicholson, Moine, at Southwest Baptist (Sep 23) |
| TD Rushes | 2 | Hall, at Central Washington (Sep 17) |
| | | Clardy, Robert, at Southwest Baptist (Sep 23) |
| Long Rush | 58 | Monrean, James, vs Western Washington (Sep 03) |
| Pass attempts | 45 | Garrett Mehl, at Colorado Mines (Aug 27) |
| Pass completions | 29 | Garrett Mehl, at Colorado Mines (Aug 27) |
| Yards Passing | 338 | Reilly, at Central Washington (Sep 17) |
| TD Passes | 3 | Korrodi, Toby, vs Central Mo. St. (Sep 10) |
| | | Reilly, at Central Washington (Sep 17) |
| Long Pass | 81 | Korrodi, Toby, vs Central Mo. St. (Sep 10) |
| Receptions | 12 | Justin Gallas, at Colorado Mines (Aug 27) |
| Yards Receiving | 148 | Justin Gallas, at Colorado Mines (Aug 27) |
| TD Receptions | 2 | Brookreson, at Central Washington (Sep 17) |
| Long Reception | 81 | Hefner, Micah, vs Central Mo. St. (Sep 10) |
| Field Goals | 2 | Sadler, at Central Washington (Sep 17) |
| Long Field Goal | 42 | Sadler, at Central Washington (Sep 17) |
| Punts | 7 | Frankel, Matt, vs Central Mo. St. (Sep 10) |
| Punting Avg | 45.7 | Sadler, at Central Washington (Sep 17) |
| Long Punt | 64 | Frankel, Matt, vs Central Mo. St. (Sep 10) |
| Long Punt Return | 50 | Potucek, at Central Washington (Sep 17) |
| Long Kickoff Return | 51 | Justin Gallas, at Colorado Mines (Aug 27) |
| Tackles | 11 | Luke Salmans, at Colorado Mines (Aug 27) |
| | | Kyle Smith, at Colorado Mines (Aug 27) |
| | | Jared Heath, at Colorado Mines (Aug 27) |
| Sacks | 2.0 | Jared Heath, at Colorado Mines (Aug 27) |
| Tackles For Loss | 3.0 | Jared Heath, at Colorado Mines (Aug 27) |
| Interceptions | 1 | Nick Gilbreath, at Colorado Mines (Aug 27) |
| | | Race, Greg, vs Central Mo. St. (Sep 10) |
| | | Burch, at Central Washington (Sep 17) |
| | | King, Clint, at Southwest Baptist (Sep 23) |

OPPONENT TEAM GAME HIGHS

| | | |
|------------------|------|--------------------------------|
| Rushes | 62 | at Southwest Baptist (Sep 23) |
| Yards Rushing | 248 | at Southwest Baptist (Sep 23) |
| Yards Per Rush | 4.3 | vs Western Washington (Sep 03) |
| TD Rushes | 2 | at Central Washington (Sep 17) |
| | | at Southwest Baptist (Sep 23) |
| Pass attempts | 53 | at Colorado Mines (Aug 27) |
| Pass completions | 32 | at Colorado Mines (Aug 27) |
| Yards Passing | 338 | at Central Washington (Sep 17) |
| Yards Per Pass | 10.6 | at Central Washington (Sep 17) |
| TD Passes | 3 | vs Central Mo. St. (Sep 10) |
| | | at Central Washington (Sep 17) |
| Total Plays | 82 | at Colorado Mines (Aug 27) |
| Total Offense | 412 | at Central Washington (Sep 17) |
| Yards Per Play | 6.2 | at Central Washington (Sep 17) |
| Points | 48 | at Central Washington (Sep 17) |
| Sacks By | 4 | vs Western Washington (Sep 03) |
| First Downs | 23 | at Colorado Mines (Aug 27) |
| Penalties | 12 | at Central Washington (Sep 17) |
| Penalty Yards | 117 | at Southwest Baptist (Sep 23) |
| Turnovers | 5 | at Colorado Mines (Aug 27) |
| Interceptions By | 1 | at Colorado Mines (Aug 27) |
| | | vs Central Mo. St. (Sep 10) |
| | | at Central Washington (Sep 17) |
| | | at Southwest Baptist (Sep 23) |

The Ichabods jumped on the board early as sophomore quarterback Jordan Brill, making his second career start, hit Sam Sissom on a 62-yard touchdown strike. It was the first of three Sissom touchdown receptions from Brill as he would finish with seven receptions for 231 yards and lifted his career touchdown tally to 36, setting the Washburn all-time record. He also raised his career point total to 226, tying Troy Slusser for the most points in school history. Sissom's 35 regular season touchdown receptions also ties Jamaica Rector's (Northwest Missouri, 2001-04) record for most in MIAA history.


| Score by Quarters | | | | | |
|-----------------------|----|---|---|---|----|
| Washburn | 14 | 7 | 7 | 0 | 28 |
| No. 14 Colorado Mines | 0 | 3 | 7 | 7 | 17 |

1st Quarter

2nd Quarter


3rd Quarter


4th Quarter
CSM 06:46
Aaron Abel kick

Colorado School of Mines 

Football Gameday *Senior Wide Receiver Justin Gallus*

2005 OREDIGGER FOOTBALL



 **Colorado School of Mines vs. Washburn**
Saturday, August 27, 2005 • 1:00 pm
Brooks Field • Golden, Colorado

Senior Grant Gould had 12 tackles including two sacks for the Ichabods, giving him 343 for his career, needing seven to break the current school record of 349 held by Tony Scollieri.

| Team Stats | WU | CSM |
|--------------------------------|---------|---------|
| FIRST DOWNS | 19 | 23 |
| Rushing | 7 | 7 |
| Passing | 12 | 15 |
| Penalty | 0 | 1 |
| NET YARDS RUSHING | 144 | 76 |
| Rushing Attempts | 42 | 29 |
| Average Per Rush | 3.4 | 2.6 |
| Yards Gained Rushing | 181 | 107 |
| Yards Lost Rushing | 37 | 31 |
| NET YARDS PASSING | 348 | 303 |
| Completions-Attempts-Int | 14-25-1 | 32-53-4 |
| Average Per Attempt | 13.9 | 5.7 |
| Average Per Completion | 24.9 | 9.5 |
| TOTAL OFFENSE YARDS | 492 | 379 |
| Total offense plays | 67 | 82 |
| Average Gain Per Play | 7.3 | 4.6 |
| Fumbles: Number-Lost | 1-1 | 3-1 |
| Penalties: Number-Yards | 7-64 | 0-0 |
| PUNT'S-YARDS | 5-207 | 3-99 |
| Average Yards Per Punt | 41.4 | 33.0 |
| Net Yards Per Punt | 24.8 | 32.3 |
| Inside 20 | 0 | 2 |
| KICKOFFS-YARDS | 5-294 | 4-235 |
| Average Yards Per Kickoff | 58.8 | 58.8 |
| Net Yards Per Kickoff | 37.2 | 43.0 |
| Touchbacks | 2 | 0 |
| Punt returns: Number-Yards-TD | 1-2-0 | 3-43-0 |
| Average Per Return | 2.0 | 14.3 |
| Kickoff returns: Number-Yds-TD | 4-63-0 | 3-68-0 |
| Average Per Return | 15.8 | 22.7 |
| Interceptions: Number-Yds-TD | 4-15-0 | 1-3-0 |
| Fumble Returns: Number-Yds-TD | 0-0-0 | 1-20-0 |
| Possession Time | 27:50 | 32:10 |
| Third-Down Conversions | 6 of 14 | 3 of 15 |
| Fourth-Down Conversions | 0 of 1 | 5 of 7 |
| Red-Zone Scores-Chances | 2-2 | 2-4 |
| Sacks By: Number-Yards | 4-18 | 2-23 |
| PAT Kicks | 4-4 | 2-2 |

| | | | | |
|-------------|-----|-------|--------|------|
| Field Goals | | | | |
| Aaron Abel | 2nd | 00:03 | 38 yds | Good |

TOPEKA -- The Washburn Ichabods improved to 2-0 with a 31-21 win over Western Washington on Saturday in Yager Stadium.

The Ichabods found themselves down early as the Vikings' All-America wide receiver Andy Olson scored on an 8-yard reverse putting Western Washington up 7-0. The Ichabods would crack the scoring column on the ensuing drive on a career-long 41-yard field goal by Connor Sabel.

Ra'Shawn Mosley put the Ichabods up for good as he capped a 58-yard drive with a 4-yard touchdown run.

The Ichabods scored again on the very next play from scrimmage as the Fletcher Terrell picked off a Jame Monrean pass and return it 23 yards for a touchdown to give the Ichabods a 17-7 lead before the end of the first quarter.

The Ichabods added another score as Brandon Walker came in at quarterback and scampered 78 yards for a touchdown to put the 'Bods up 24-7. Trent Hearn rushed 19 yards for a touchdown at the 6:17 mark of the


second quarter to put the Ichabods up 31-7, but that would be all the scoring for the Ichabods as they were shutout by the Vikings in the second half.

The Vikings' offense came alive as Monrean would hit Olson for a 35-yard touchdown strike with 4:09 left in the half and Darrius Tuggle for a 28-yard connection with 11 seconds left in the half to end the scoring for both teams.

Grant Gould became

Washburn's all-time leading tackler by collecting his 353rd of his career on the afternoon. He finished the game with 10 tackles, passing Tony Scollieri who had 349 for his career at Washburn. Terrell Cobb led the Ichabods with 11 tackles and a forced fumble.

The Ichabods racked up 425 yards in total offense behind Hearn's 94 yards rushing on 16 carries. Jordan Brill was 11 for 18 for 199 yards and Mike Odupitan had six catches for 119 yards.



Score by Quarters

| | | | | | |
|--------------------|----|----|---|---|----|
| Western Washington | 7 | 14 | 0 | 0 | 21 |
| Washburn | 17 | 14 | 0 | 0 | 31 |

Scoring Summary

1st Quarter

| | | | |
|-----|-------|-------------------|---------------------------|
| WWU | 09:22 | Olson, Andy | 8 yd run |
| | | Younggren, Ace | kick |
| WU | 05:14 | Sabel, Connor | 41 yd field goal |
| WU | 01:51 | Mosley, Ra'Shawn | 4 yd run |
| | | Sabel, Connor | kick |
| WU | 01:36 | Terrell, Fletcher | 23 yd interception return |
| | | Sabel, Connor | kick |

2nd Quarter

| | | | |
|-----|-------|-----------------|--------------------------------|
| WU | 12:02 | Walker, Brandon | 78 yd run |
| | | Sabel, Connor | kick |
| WU | 06:17 | Hearn, Trent | 19 yd run |
| | | Sabel, Connor | kick |
| WWU | 04:09 | Olson, Andy | 35 yd pass from Monrean, James |
| | | Younggren, Ace | kick |
| WWU | 00:11 | Tuggle, Darrius | 28 yd pass from Monrean, James |
| | | Younggren, Ace | kick |

Team Stats

| | WWU | WU |
|--------------------------------|---------|---------|
| FIRST DOWNS | 19 | 21 |
| Rushing | 8 | 10 |
| Passing | 9 | 8 |
| Penalty | 2 | 3 |
| NET YARDS RUSHING | 137 | 226 |
| Rushing Attempts | 32 | 42 |
| Average Per Rush | 4.3 | 5.4 |
| Yards Gained Rushing | 183 | 268 |
| Yards Lost Rushing | 46 | 42 |
| NET YARDS PASSING | 266 | 199 |
| Completions-Attempts-Int | 22-39-1 | 11-18-0 |
| Average Per Attempt | 6.8 | 11.1 |
| Average Per Completion | 12.1 | 18.1 |
| TOTAL OFFENSE YARDS | 403 | 425 |
| Total offense plays | 71 | 60 |
| Average Gain Per Play | 5.7 | 7.1 |
| Fumbles: Number-Lost | 4-2 | 5-3 |
| Penalties: Number-Yards | 6-60 | 11-93 |
| PUNTS-YARDS | 5-161 | 4-144 |
| Average Yards Per Punt | 32.2 | 36.0 |
| 50+ Yards | 0 | 2 |
| KICKOFFS-YARDS | 4-228 | 6-372 |
| Average Yards Per Kickoff | 57.0 | 62.0 |
| Net Yards Per Kickoff | 34.5 | 46.7 |
| Touchbacks | 0 | 1 |
| Punt returns: Number-Yards-TD | 2-25-0 | 1-7-0 |
| Average Per Return | 12.5 | 7.0 |
| Kickoff returns: Number-Yds-TD | 4-72-0 | 4-90-0 |
| Average Per Return | 18.0 | 22.5 |
| Interceptions: Number-Yds-TD | 0-0-0 | 1-23-1 |
| Fumble Returns: Number-Yds-TD | 0-0-0 | 0-0-0 |
| Miscellaneous Yards | 0 | 0 |
| Possession Time | 30:10 | 29:50 |
| Third-Down Conversions | 3 of 13 | 3 of 10 |
| Fourth-Down Conversions | 0 of 3 | 1 of 1 |
| Red-Zone Scores-Chances | 1-1 | 2-2 |
| Sacks By: Number-Yards | 4-28 | 3-15 |
| PAT Kicks | 3-3 | 4-4 |

Western Washington 21 Washburn 31

Sept. 3, 2005 • Topeka, Kan. • Yager Stadium
Attendance: 4,765

Washburn

| Rushing | No | Gain | Loss | Net | TD | Lg | Avg |
|------------------|----|------|------|-----|----|----|------|
| Hearn, Trent | 16 | 99 | 5 | 94 | 1 | 19 | 5.9 |
| Walker, Brandon | 3 | 84 | 3 | 81 | 1 | 78 | 27.0 |
| Mosley, Ra'Shawn | 14 | 70 | 6 | 64 | 1 | 13 | 4.6 |
| Odupitan, Mike | 1 | 7 | 0 | 7 | 0 | 7 | 7.0 |
| Patterson, A.J. | 1 | 2 | 0 | 2 | 0 | 2 | 2.0 |
| TM-Ichabods | 2 | 0 | 2 | -2 | 0 | 0 | -1.0 |
| Brill, Jordan | 5 | 6 | 26 | -20 | 0 | 6 | -4.0 |
| Totals... | 42 | 268 | 42 | 226 | 3 | 78 | 5.4 |

| Passing | Att | Cmp | Int | Yds | TD | Long | Sack |
|---------------|-----|-----|-----|-----|----|------|------|
| Brill, Jordan | 18 | 11 | 0 | 199 | 0 | 49 | 4 |
| Totals... | 18 | 11 | 0 | 199 | 0 | 49 | 4 |

| Receiving | No. | Yds | TD | Long |
|----------------|-----|-----|----|------|
| Odupitan, Mike | 6 | 119 | 0 | 38 |
| Lehman, Cason | 3 | 33 | 0 | 19 |
| Tetuan, Jarod | 2 | 47 | 0 | 49 |
| Totals... | 11 | 199 | 0 | 49 |

| Punting | No. | Yds | Avg | Long | In20 | TB |
|----------------|-----|-----|------|------|------|----|
| Massey, Curtis | 4 | 144 | 36.0 | 53 | 1 | 0 |
| Totals... | 4 | 144 | 36.0 | 53 | 1 | 0 |

| All Returns | No | Yds | Lg | No | Yds | Lg | No | Yds | Lg |
|-------------------|----|-----|----|----|-----|----|----|-----|----|
| Odupitan, Mike | 0 | 0 | 0 | 3 | 64 | 35 | 0 | 0 | 0 |
| Tetuan, Jarod | 0 | 0 | 0 | 1 | 26 | 26 | 0 | 0 | 0 |
| Sisson, Sam | 1 | 7 | 7 | 0 | 0 | 0 | 0 | 0 | 0 |
| Terrell, Fletcher | 0 | 0 | 0 | 0 | 0 | 0 | 1 | 23 | 23 |
| Totals... | 1 | 7 | 7 | 4 | 90 | 35 | 1 | 23 | 23 |

Field Goals

| | | | | |
|---------------|-----|-------|--------|--------|
| Sabel, Connor | 1st | 11:16 | 45 yds | Missed |
| Sabel, Connor | 1st | 05:14 | 41 yds | Good |

Western Washington

| Rushing | No | Gain | Loss | Net | TD | Lg | Avg |
|-----------------|----|------|------|-----|----|----|-------|
| Monrean, James | 8 | 80 | 30 | 50 | 0 | 58 | 6.2 |
| Carlyle, Jake | 11 | 44 | 0 | 44 | 0 | 12 | 4.0 |
| Jackson, Jordyn | 5 | 30 | 0 | 30 | 0 | 13 | 6.0 |
| Tuggle, Darrius | 6 | 21 | 0 | 21 | 0 | 5 | 3.5 |
| Olson, Andy | 1 | 8 | 0 | 8 | 1 | 8 | 8.0 |
| Team | 1 | 0 | 16 | -16 | 0 | 0 | -16.0 |
| Totals... | 32 | 183 | 46 | 137 | 1 | 58 | 4.3 |

| Passing | Att | Cmp | Int | Yds | TD | Long | Sack |
|----------------|-----|-----|-----|-----|----|------|------|
| Monrean, James | 39 | 22 | 1 | 266 | 2 | 36 | 3 |
| Totals... | 39 | 22 | 1 | 266 | 2 | 36 | 3 |

| Receiving | No. | Yds | TD | Long |
|-----------------|-----|-----|----|------|
| Olson, Andy | 6 | 105 | 1 | 36 |
| Upchurch, Brett | 6 | 76 | 0 | 20 |
| Wilson, Matt | 2 | 20 | 0 | 15 |
| Carlyle, Jake | 2 | 17 | 0 | 16 |
| Yoney, Nick | 2 | 12 | 0 | 6 |
| Robinson, Chris | 2 | 6 | 0 | 6 |
| Tuggle, Darrius | 1 | 28 | 1 | 28 |
| Jackson, Jordyn | 1 | 2 | 0 | 2 |
| Totals... | 22 | 266 | 2 | 36 |

| Punting | No. | Yds | Avg | Long | In20 | TB |
|------------------|-----|-----|------|------|------|----|
| Anderson, Corbin | 5 | 161 | 32.2 | 39 | 2 | 1 |
| Totals... | 5 | 161 | 32.2 | 39 | 2 | 1 |

| All Returns | No | Yds | Lg | No | Yds | Lg | No | Yds | Lg |
|-----------------|----|-----|----|----|-----|----|----|-----|----|
| Olson, Andy | 1 | 19 | 19 | 0 | 0 | 0 | 0 | 0 | 0 |
| Jackson, Jordyn | 0 | 0 | 0 | 2 | 42 | 33 | 0 | 0 | 0 |
| Dell, Casey | 1 | 6 | 6 | 0 | 0 | 0 | 0 | 0 | 0 |
| Russell, Zach | 0 | 0 | 0 | 2 | 30 | 16 | 0 | 0 | 0 |
| Totals... | 2 | 25 | 19 | 4 | 72 | 33 | 0 | 0 | 0 |

Field Goals


no attempts

TOPEKA - The Washburn Ichabods improved to 3-0 after toping Central Missouri 42-27 in Yager Stadium. The win was the sixth straight overall win dating back to last season - something that no Ichabod team has done since 1964 - while in the process snapping an eight-game losing streak to the Mules.

The Ichabods jumped on the board first as Jordan Brill hooked up with Mike Odupitan on a 45-yard pass reception capping a six-play, 95-yard drive. The Mules would score their only two points in the first half on a safety late in the first quarter.

The Ichabods rounded out the scoring in the first half with a 7-yard touchdown pass to Jarod Tetuan. It was a busy day for Tetuan as he played both offense and defense for the Ichabods as well as special teams. He had one rush, one carry, one punt return and six tackles in the game.

In the second half, the Mules jumped on the board first as Spencer Webb hit a 32-yard field goal. The teams traded scores as the Cason Lehman caught a 19-yard touchdown pass from Brill - the second of his third TD passes on the day. After a CMSU score to cut the lead



to 21-13, Fletcher Terrell set a Washburn record and became the 13th person in MIAA history to return a kickoff for 100 yards to push the lead back to 15.

The Ichabods would add another score on a Ra'Shawn Mosley 25-yard touchdown run. The Mules would score to cut the lead to 35-19.

Washburn running back Trent Hearn would close out the Ichabod scoring with a 39-yard run to push the lead back to 42-19. The Mules added the final score on a touchdown pass rounding out the scoring at

42-27.

The Ichabod defense held the Mules to 87 yards of total offense in the first half. Grant Gould led the Ichabods with nine tackles including one sack. Aaron Neal had nine tackles. Nick Bull had the Ichabods only interception of the game and he returned in 12 yards to set up a Washburn touchdown.

Trent Hearn led the Washburn rushing attack with 90 yards and one touchdown. Ra'Shawn Mosley had 78 yards and the team overall had 178 yards.

Mike Odupitan had five catches for 111 yards and one touchdown.

Score by Quarters

| | | | | | |
|-----------------|---|---|----|----|----|
| Central Mo. St. | 2 | 0 | 11 | 14 | 27 |
| Washburn | 7 | 7 | 14 | 14 | 42 |

Scoring Summary

1st Quarter

| | | | |
|------|-------|----------------|-------------------------------|
| WU | 07:15 | Odupitan, Mike | 45 yd pass from Brill, Jordan |
| | | Sabel, Connor | kick |
| CMSU | 00:25 | TEAM | safety |

2nd Quarter

| | | | |
|----|-------|---------------|------------------------------|
| WU | 12:14 | Tetuan, Jarod | 7 yd pass from Brill, Jordan |
| | | Sabel, Connor | kick |

3rd Quarter

| | | | |
|------|-------|-------------------|-------------------------------|
| CMSU | 08:21 | Webb, Spencer | 32 yd field goal |
| WU | 02:22 | Lehman, Cason | 19 yd pass from Brill, Jordan |
| | | Sabel, Connor | kick |
| CMSU | 01:23 | Hefner, Micah | 81 yd pass from Korrodi, Toby |
| | | Walker, Delanie | pass |
| WU | 01:10 | Terrell, Fletcher | 100 yd kickoff return |
| | | Sabel, Connor | kick |

4th Quarter

| | | | |
|------|-------|------------------|-------------------------------|
| WU | 08:51 | Mosley, Ra'Shawn | 25 yd run |
| | | Sabel, Connor | kick |
| CMSU | 04:44 | Caldwell, Will | 10 yd pass from Korrodi, Toby |
| | | Korrodi, Toby | pass failed |
| WU | 04:00 | Hearn, Trent | 39 yd run |
| | | Sabel, Connor | kick |
| CMSU | 02:08 | Walker, Delanie | 15 yd pass from Korrodi, Toby |
| | | Hefner, Micah | pass |

Team Stats

| | CMSU | WU |
|----------------------------------|---------|---------|
| FIRST DOWNS | 17 | 22 |
| Rushing | 4 | 8 |
| Passing | 9 | 11 |
| Penalty | 4 | 3 |
| NET YARDS RUSHING | 68 | 178 |
| Rushing Attempts | 33 | 43 |
| Average Per Rush | 2.1 | 4.1 |
| Yards Gained Rushing | 115 | 232 |
| Yards Lost Rushing | 47 | 54 |
| NET YARDS PASSING | 247 | 182 |
| Completions-Attempts-Int | 22-38-1 | 13-21-1 |
| Average Per Attempt | 6.5 | 8.7 |
| Average Per Completion | 11.2 | 14.0 |
| TOTAL OFFENSE YARDS | 315 | 360 |
| Total offense plays | 71 | 64 |
| Average Gain Per Play | 4.4 | 5.6 |
| Fumbles: Number-Lost | 1-0 | 2-1 |
| Penalties: Number-Yards | 9-66 | 8-97 |
| PUNTS-YARDS | 7-296 | 3-66 |
| Average Yards Per Punt | 42.3 | 22.0 |
| Net Yards Per Punt | 31.4 | 15.3 |
| KICKOFFS-YARDS | 3-195 | 8-459 |
| Average Yards Per Kickoff | 65.0 | 57.4 |
| Touchbacks | 1 | 4 |
| Punt returns: Number-Yards-TD | 0-0-0 | 1-16-0 |
| Average Per Return | 0.0 | 16.0 |
| Kickoff returns: Number-Yards-TD | 4-48-0 | 3-145-1 |
| Average Per Return | 12.0 | 48.3 |
| Interceptions: Number-Yards-TD | 1-0-0 | 1-12-0 |
| Fumble Returns: Number-Yards-TD | 0-0-0 | 0-0-0 |
| Miscellaneous Yards | 0 | 0 |
| Possession Time | 31:01 | 28:59 |
| Third-Down Conversions | 7 of 18 | 5 of 11 |
| Fourth-Down Conversions | 1 of 2 | 1 of 3 |
| Red-Zone Scores-Chances | 3-3 | 2-2 |
| Sacks By: Number-Yards | 1-11 | 2-12 |
| PAT Kicks | 0-0 | 6-6 |
| Field Goals | 1-1 | 0-0 |

Central Missouri 27 Washburn 42

Sept. 10, 2005 • Topeka, Kan. • Yager Stadium
Attendance: 5,840

| Washburn | | | | | | | | | |
|-------------------|-----|------|------|------|------|------|-------|-----|----|
| Rushing | No | Gain | Loss | Net | TD | Lg | Avg | | |
| Hearn, Trent | 13 | 91 | 1 | 90 | 1 | 39 | 6.9 | | |
| Mosley, Ra'Shawn | 12 | 81 | 3 | 78 | 1 | 25 | 6.5 | | |
| Walker, Brandon | 8 | 39 | 1 | 38 | 0 | 11 | 4.8 | | |
| McCann, Chris | 2 | 10 | 0 | 10 | 0 | 10 | 5.0 | | |
| Tetuan, Jarod | 1 | 4 | 0 | 4 | 0 | 4 | 4.0 | | |
| Patterson, A.J. | 1 | 3 | 0 | 3 | 0 | 3 | 3.0 | | |
| Brill, Jordan | 3 | 4 | 11 | -7 | 0 | 3 | -2.3 | | |
| TM-Ichabods | 3 | 0 | 38 | -38 | 0 | 0 | -12.7 | | |
| Totals... | 43 | 232 | 54 | 178 | 2 | 39 | 4.1 | | |
| Passing | Att | Cmp | Int | Yds | TD | Long | Sack | | |
| Brill, Jordan | 21 | 13 | 1 | 182 | 3 | 45 | 1 | | |
| Totals... | 21 | 13 | 1 | 182 | 3 | 45 | 1 | | |
| Receiving | No. | Yds | TD | Long | | | | | |
| Odupitan, Mike | 5 | 111 | 1 | 45 | | | | | |
| Lehman, Cason | 4 | 49 | 1 | 19 | | | | | |
| Mosley, Ra'Shawn | 2 | 6 | 0 | 5 | | | | | |
| Lebahn, Jake | 1 | 9 | 0 | 9 | | | | | |
| Tetuan, Jarod | 1 | 7 | 1 | 7 | | | | | |
| Totals... | 13 | 182 | 3 | 45 | | | | | |
| Punting | No. | Yds | Avg | Long | In20 | TB | | | |
| Boswell, Ben | 1 | 21 | 21.0 | 21 | 0 | 0 | | | |
| Massey, Curtis | 2 | 45 | 22.5 | 33 | 0 | 1 | | | |
| Totals... | 3 | 66 | 22.0 | 33 | 0 | 1 | | | |
| Punts | No | Yds | Lg | No | Yds | Lg | No | Yds | Lg |
| All Returns | 0 | 0 | 0 | 1 | 5 | 5 | 0 | 0 | 0 |
| Lehman, Cason | 0 | 0 | 0 | 1 | 5 | 5 | 0 | 0 | 0 |
| Tetuan, Jarod | 1 | 16 | 16 | 0 | 0 | 0 | 0 | 0 | 0 |
| Bull, Nick | 0 | 0 | 0 | 0 | 0 | 0 | 1 | 12 | 12 |
| Terrell, Fletcher | 0 | 0 | 0 | 2 | 140 | 100 | 0 | 0 | 0 |
| Totals... | 1 | 16 | 16 | 3 | 145 | 100 | 1 | 12 | 12 |

Field Goals
no attempts

| Central Missouri | | | | | | | | | |
|------------------|-----|------|------|------|------|------|-------|-----|----|
| Rushing | No | Gain | Loss | Net | TD | Lg | Avg | | |
| Caldwell, Will | 21 | 79 | 7 | 72 | 0 | 16 | 3.4 | | |
| Spiegel, Mike | 5 | 28 | 0 | 28 | 0 | 16 | 5.6 | | |
| Walker, Delanie | 1 | 2 | 0 | 2 | 0 | 2 | 2.0 | | |
| Bouknight, Jim | 2 | 6 | 5 | 1 | 0 | 6 | 0.5 | | |
| TEAM | 1 | 0 | 17 | -17 | 0 | 0 | -17.0 | | |
| Korrodi, Toby | 3 | 0 | 18 | -18 | 0 | 0 | -6.0 | | |
| Totals... | 33 | 115 | 47 | 68 | 0 | 16 | 2.1 | | |
| Passing | Att | Cmp | Int | Yds | TD | Long | Sack | | |
| Korrodi, Toby | 25 | 17 | 0 | 215 | 3 | 81 | 2 | | |
| Spiegel, Mike | 13 | 5 | 1 | 32 | 0 | 10 | 0 | | |
| Totals... | 38 | 22 | 1 | 247 | 3 | 81 | 2 | | |
| Receiving | No. | Yds | TD | Long | | | | | |
| Caldwell, Will | 7 | 54 | 1 | 10 | | | | | |
| Walker, Delanie | 4 | 38 | 1 | 15 | | | | | |
| Jacobsen, Matt | 3 | 30 | 0 | 15 | | | | | |
| Bouknight, Jim | 2 | 15 | 0 | 13 | | | | | |
| Zwilling, Zach | 2 | 13 | 0 | 7 | | | | | |
| Maxwell, Ted | 2 | 12 | 0 | 7 | | | | | |
| Hefner, Micah | 1 | 81 | 1 | 81 | | | | | |
| McCartney, Jason | 1 | 4 | 0 | 4 | | | | | |
| Totals... | 22 | 247 | 3 | 81 | | | | | |
| Punting | No. | Yds | Avg | Long | In20 | TB | | | |
| Frankel, Matt | 7 | 296 | 42.3 | 64 | 2 | 3 | | | |
| Totals... | 7 | 296 | 42.3 | 64 | 2 | 3 | | | |
| Punts | No | Yds | Lg | No | Yds | Lg | No | Yds | Lg |
| All Returns | 0 | 0 | 0 | 1 | 29 | 29 | 0 | 0 | 0 |
| Walker, Delanie | 0 | 0 | 0 | 1 | 18 | 18 | 0 | 0 | 0 |
| Bouknight, Jim | 0 | 0 | 0 | 0 | 0 | 0 | 1 | 0 | 0 |
| Race, Greg | 0 | 0 | 0 | 0 | 0 | 0 | 1 | 0 | 0 |
| Patton, Dustin | 0 | 0 | 0 | 1 | 1 | 0 | 0 | 0 | 0 |
| Harris, Robert | 0 | 0 | 0 | 1 | 0 | 0 | 0 | 0 | 0 |
| Totals... | 0 | 0 | 0 | 4 | 48 | 29 | 1 | 0 | 0 |

Field Goals

Webb, Spencer 3rd 08:21 32 yds Good

The Ichabods found themselves down 14-0 less than eight minutes into the game as the Wildcats scored the first two touchdowns of the game. The Ichabods jumped on the scoreboard with 4:44 remaining in the first quarter as Ra'Shawn Mosley capped a 6-play, 65 yard drive cutting the score to 14-7.

The Ichabods responded as quarterback Jordan Brill connected with Jarod Tetuan on a 24-yard touchdown strike to cut the lead to 38-14. After forcing a three-and-out, the Ichabods scored with 1:27 left in the first half as Jeff Scott caught a 57-yard touchdown reception from Bill cutting the lead to 38-21.

Score by Quarters


| | | | | | |
|--------------------|----|----|----|----|----|
| Washburn | 7 | 14 | 7 | 14 | 42 |
| Central Washington | 21 | 17 | 10 | 0 | 48 |

1st Quarter

| | | | |
|--------------------|-------|---|-------------|
| CWU | 10:29 | Hall 2 yd run | Sadler kick |
| CWU | 07:39 | Hall 1 yd run | Sadler kick |
| WU | 04:44 | Mosley,Ra'Shawn 32 yd run | |
| Sabel,Connor kick | | | |
| CWU | 04:26 | Brookreson 52 yd pass from Reilly | Sadler kick |
| 2nd Quarter | | | |
| CWU | 14:54 | Potucek 27 yd pass from Reilly | Sadler kick |
| CWU | 13:55 | Burch 37 yd interception return | Sadler kick |
| CWU | 09:06 | Sadler 42 yd field goal | |
| WU | 04:34 | Tetuan,Jarod 24 yd pass from Brill,Jordan | |
| Sabel,Connor kick | | | |
| WU | 01:07 | Scott,Jeff 57 yd pass from Brill,Jordan | |
| Sabel,Connor kick | | | |

| | | |
|-------------------|-------|--|
| CWU | 09:05 | Sadler 27 yd field goal |
| CWU | 04:05 | Brookreson 5 yd pass from Reilly Sadler kick |
| WU | 01:06 | Scott,Jeff 5 yd pass from Brill,Jordan |
| Sabel,Connor kick | | |

WU 09:57 Lebahn,Jake 27 yd pass from Brill,Jordan
Sabel,Connor kick
WU 03:04 Lebahn,Jake 18 yd pass from Brill,Jordan
Sabel,Connor kick



Team Stats

| | WU | CWU |
|--------------------------------|---------|---------|
| FIRST DOWNS | 25 | 21 |
| Rushing | 9 | 5 |
| Passing | 16 | 11 |
| Penalty | 0 | 5 |
| NET YARDS RUSHING | 161 | 74 |
| Rushing Attempts | 38 | 34 |
| Average Per Rush | 4.2 | 2.2 |
| Yards Gained Rushing | 193 | 108 |
| NET YARDS PASSING | 333 | 338 |
| Completions-Attempts-Int | 22-40-1 | 19-32-0 |
| Average Per Attempt | 8.3 | 10.6 |
| Average Per Completion | 15.1 | 17.8 |
| TOTAL OFFENSE YARDS | 494 | 412 |
| Total offense plays | 78 | 66 |
| Average Gain Per Play | 6.3 | 6.2 |
| Fumbles: Number-Lost | 3-1 | 0-0 |
| Penalties: Number-Yards | 11-110 | 12-80 |
| PUNTS-YARDS | 4-168 | 3-137 |
| Average Yards Per Punt | 42.0 | 45.7 |
| Net Yards Per Punt | 24.0 | 36.3 |
| KICKOFFS-YARDS | 7-355 | 9-523 |
| Average Yards Per Kickoff | 50.7 | 58.1 |
| Punt returns: Number-Yards-TD | 1-8-0 | 4-72-0 |
| Average Per Return | 8.0 | 18.0 |
| Kickoff returns: Number-Yds-TD | 8-164-0 | 4-64-0 |
| Average Per Return | 20.5 | 16.0 |
| Interceptions: Number-Yds-TD | 0-0-0 | 1-37-1 |
| Fumble Returns: Number-Yds-TD | 0-0-0 | 0-0-0 |
| Miscellaneous Yards | 0 | 0 |
| Possession Time | 30:59 | 29:01 |
| Third-Down Conversions | 9 of 18 | 6 of 14 |
| Fourth-Down Conversions | 3 of 3 | 0 of 0 |
| Red-Zone Scores-Chances | 2-2 | 4-5 |
| Sacks By: Number-Yards | 4-20 | 3-16 |
| PAT Kicks | 6-6 | 6-6 |
| Field Goals | 0-0 | 2-3 |

Sept. 17, 2005 • Ellensburg, Wash.
Tomlinson Stadium • Attendance: 3,316

| All Returns | Punts | | | Kickoffs | | | Intercepts | | |
|------------------|-------|-----|----|----------|-----|----|------------|-----|----|
| | No | Yds | Lg | No | Yds | Lg | No | Yds | Lg |
| Lehman,Cason | 1 | 8 | 8 | 0 | 0 | 0 | 0 | 0 | 0 |
| Odupitan,Mike | 0 | 0 | 0 | 5 | 109 | 29 | 0 | 0 | 0 |
| Terrell,Fletcher | 0 | 0 | 0 | 3 | 55 | 24 | 0 | 0 | 0 |
| Totals... | 1 | 8 | 8 | 8 | 164 | 29 | 0 | 0 | 0 |

Field Goals
no attempts

| | No | Gain | Loss | Net | TD | Lg | Avg |
|-----------|----|------|------|-----|----|----|------|
| Rushing | 22 | 58 | 12 | 46 | 2 | 13 | 2.1 |
| Hall | 9 | 41 | 20 | 21 | 0 | 14 | 2.3 |
| Reilly | 1 | 9 | 0 | 9 | 0 | 9 | 9.0 |
| Barto | 1 | 0 | 0 | 0 | 0 | 0 | 0.0 |
| Fletcher | 1 | 0 | 2 | -2 | 0 | 0 | -2.0 |
| Bennett | 34 | 108 | 34 | 74 | 2 | 14 | 2.2 |
| Totals... | | | | | | | |

| Passing | Att-Cmp-Int | Yds | TD | Long | Sack |
|-----------|-------------|-----|----|------|------|
| Reilly | 32-19-0 | 338 | 3 | 57 | 4 |
| Totals... | 32-19-0 | 338 | 3 | 57 | 4 |

| Receiving | No. | Yds | TD | Long |
|------------|-----|-----|----|------|
| Potucek | 7 | 117 | 1 | 37 |
| Brookreson | 4 | 78 | 2 | 52 |
| Boonstra | 3 | 88 | 0 | 57 |
| Barto | 2 | 11 | 0 | 8 |
| Montgomery | 1 | 17 | 0 | 17 |
| Hall | 1 | 16 | 0 | 16 |
| Robertson | 1 | 11 | 0 | 11 |
| Totals... | 19 | 338 | 3 | 57 |

| Punting | No. | Yds | Avg | Long | In20 | TB |
|-----------|-----|-----|------|------|------|----|
| Sadler | 3 | 137 | 45.7 | 49 | 0 | 1 |
| Totals... | 3 | 137 | 45.7 | 49 | 0 | 1 |

| All Returns | Punts | | | Kickoffs | | | Intercepts | | |
|-------------|-------|-----|----|----------|-----|----|------------|-----|----|
| | No | Yds | Lg | No | Yds | Lg | No | Yds | Lg |
| Potucek | 4 | 72 | 50 | 0 | 0 | 0 | 0 | 0 | 0 |
| Barto | 0 | 0 | 0 | 2 | 20 | 18 | 0 | 0 | 0 |
| Burch | 0 | 0 | 0 | 0 | 0 | 0 | 1 | 37 | 37 |
| Yerxa | 0 | 0 | 0 | 1 | 1 | 1 | 0 | 0 | 0 |
| Fletcher | 0 | 0 | 0 | 1 | 43 | 43 | 0 | 0 | 0 |
| Totals... | 4 | 72 | 50 | 4 | 64 | 43 | 1 | 37 | 37 |

Field Goals

| | | | | |
|--------|-----|-------|--------|--------|
| Sadler | 2nd | 09:06 | 42 yds | Good |
| Sadler | 3rd | 09:05 | 27 yds | Good |
| Sadler | 4th | 04:01 | 31 yds | Missed |


BOLIVAR, Mo. - The Washburn Ichabods scored 42 unanswered points in a 56-21 comeback win over Southwest Baptist at Plaster Stadium Saturday. Washburn trailed 21-14 late in the first half before dominating the second half en route to victory. With the win, Washburn improved to 4-1 and 2-0 in the MIAA.

Washburn suffered an early turnover to lead to an SBU touchdown just over a minute into the game on Rony Santil's touchdown reception.

Grant Gould turned the tables on the Bearcats by running in a interception return 26 yards for a touchdown minutes later.

The two squads traded scores the rest of the half, including a 7-yard scoring grab by Cason Lehman and a 12-yard grab by Mike Odupitan with 26 seconds left in the half on passes by Jordan Brill. The squads were deadlocked at 21 at the break before Washburn erupted.

The Ichabods owned the second half and went up for good on Jake Lebahn's 47-yard touchdown reception from Brill at 11:13 left in the third quarter. Lebahn added another touchdown on a blocked punt return at 9:01 in the



quarter.

Trent Hearn capped the scoring in the third on a 25-yard touchdown run before Ra'Shawn

Mosley added a 15 yard score and Rashawn Bland added a 1-yard run in the fourth quarter to give Washburn a 35-0 margin in the second half.

Mosley led Washburn with 72 yards rushing, while A.J. Patterson and Hearn added 70 and 63 yards respectively. Patterson had a 53 yard run late in the game for

WU's longest play of the day. Brill finished with 187 yards and three touchdowns on 10 of 17 passing.

Gould finished with 12 tackles, including three for loss to go along with his interception return for a score. Henry Talley was the other Ichabod in double figures with 10 tackles. Josh Looney and Fletcher Terrell added interceptions in the win.

Score by Quarters

| | | | | | |
|-------------------|---|----|----|----|----|
| Washburn | 7 | 14 | 21 | 14 | 56 |
| Southwest Baptist | 7 | 14 | 0 | 0 | 21 |

Scoring Summary

1st Quarter

| | | |
|-----------|---------------|-------------------------------|
| SBU 13:59 | Santil, Rony | 8 yd pass from Clardy, Robert |
| | Smith, Ryan | kick |
| WU 09:37 | Gould, Grant | 26 yd interception return |
| | Sabel, Connor | kick |

2nd Quarter

| | | |
|-----------|----------------|-------------------------------|
| SBU 12:47 | Clardy, Robert | 7 yd run |
| | Smith, Ryan | kick |
| WU 04:18 | Lehman, Cason | 7 yd pass from Brill, Jordan |
| | Sabel, Connor | kick |
| SBU 02:00 | Clardy, Robert | 1 yd run |
| | Smith, Ryan | kick |
| WU 00:26 | Odupitan, Mike | 12 yd pass from Brill, Jordan |
| | Sabel, Connor | kick |

3rd Quarter

| | | |
|----------|---------------|-------------------------------|
| WU 11:13 | Lebahn, Jake | 47 yd pass from Brill, Jordan |
| | Sabel, Connor | kick |
| WU 09:01 | Lebahn, Jake | 15 yd blocked punt return |
| | Sabel, Connor | kick |
| WU 04:46 | Hearn, Trent | 25 yd run |
| | Sabel, Connor | kick |

4th Quarter

| | | |
|----------|------------------|-----------|
| WU 14:03 | Mosley, Ra'Shawn | 15 yd run |
| | Sabel, Connor | kick |
| WU 05:30 | Bland, Rawshawn | 1 yd run |
| | Sabel, Connor | kick |

Team Stats

| | WU | CWU |
|----------------------------------|---------|---------|
| FIRST DOWNS | 22 | 20 |
| Rushing | 11 | 15 |
| Passing | 7 | 3 |
| Penalty | 4 | 2 |
| NET YARDS RUSHING | 247 | 248 |
| Rushing Attempts | 39 | 62 |
| Average Per Rush | 6.3 | 4.0 |
| Yards Gained Rushing | 268 | 290 |
| NET YARDS PASSING | 196 | 92 |
| Completions-Attempts-Int | 11-19-1 | 13-18-3 |
| Average Per Attempt | 10.3 | 5.1 |
| TOTAL OFFENSE YARDS | 443 | 340 |
| Total offense plays | 58 | 80 |
| Average Gain Per Play | 7.6 | 4.2 |
| Fumbles: Number-Lost | 0-0 | 1-0 |
| Penalties: Number-Yards | 11-88 | 8-117 |
| PUNTS-YARDS | 4-169 | 4-106 |
| Average Yards Per Punt | 42.2 | 26.5 |
| Net Yards Per Punt | 30.5 | 15.0 |
| KICKOFFS-YARDS | 9-436 | 4-260 |
| Average Yards Per Kickoff | 48.4 | 65.0 |
| Punt returns: Number-Yards-TD | 3-46-1 | 3-47-0 |
| Average Per Return | 15.3 | 15.7 |
| Kickoff returns: Number-Yards-TD | 3-58-0 | 9-137-0 |
| Average Per Return | 19.3 | 15.2 |
| Interceptions: Number-Yds-TD | 3-38-1 | 1-22-0 |
| Fumble Returns: Number-Yds-TD | 0-0-0 | 0-0-0 |
| Miscellaneous Yards | 0 | 0 |
| Possession Time | 24:01 | 35:59 |
| Third-Down Conversions | 1 of 7 | 6 of 15 |
| Fourth-Down Conversions | 0 of 0 | 1 of 4 |
| Red-Zone Scores-Chances | 4-4 | 3-3 |
| Sacks By: Number-Yards | 2-24 | 2-17 |
| PAT Kicks | 8-8 | 3-3 |
| Field Goals | 0-1 | 0-0 |

Washburn Southwest Baptist

56
21

Sept. 24, 2005 • Bolivar, Mo.
Plaster Stadium • Attendance: 1,938

Washburn

| Rushing | No | Gain | Loss | Net | TD | Lg | Avg |
|------------------|----|------|------|-----|----|----|------|
| Mosley, Ra'Shawn | 10 | 72 | 0 | 72 | 1 | 15 | 7.2 |
| Patterson, A.J. | 6 | 70 | 0 | 70 | 0 | 53 | 11.7 |
| Hearn, Trent | 10 | 66 | 3 | 63 | 1 | 25 | 6.3 |
| Walker, Brandon | 8 | 51 | 18 | 33 | 0 | 16 | 4.1 |
| Brill, Jordan | 2 | 4 | 0 | 4 | 0 | 4 | 2.0 |
| Mangino, Tommy | 1 | 2 | 0 | 2 | 0 | 2 | 2.0 |
| Odupitan, Mike | 1 | 2 | 0 | 2 | 0 | 2 | 2.0 |
| Bland, Rawshawn | 1 | 1 | 0 | 1 | 1 | 1 | 1.0 |
| Totals... | 39 | 268 | 21 | 247 | 3 | 53 | 6.3 |

| Passing | Att-Cmp-Int | Yds | TD | Long | Sack |
|-----------------|-------------|-----|----|------|------|
| Brill, Jordan | 17-10-1 | 187 | 3 | 47 | 0 |
| Mangino, Tommy | 2-1-0 | 9 | 0 | 9 | 0 |
| Walker, Brandon | 0-0-0 | 0 | 0 | 0 | 2 |
| Totals... | 19-11-1 | 196 | 3 | 47 | 2 |

| Receiving | No. | Yds | TD | Long |
|-----------------|-----|-----|----|------|
| Lehman, Cason | 4 | 47 | 1 | 16 |
| Odupitan, Mike | 3 | 74 | 1 | 35 |
| Lebahn, Jake | 2 | 56 | 1 | 47 |
| Bland, Rawshawn | 1 | 12 | 0 | 12 |
| Walker, Brandon | 1 | 7 | 0 | 7 |
| Totals... | 11 | 196 | 3 | 47 |

| Punting | No. | Yds | Avg | Long | In20 | TB |
|----------------|-----|-----|------|------|------|----|
| Massey, Curtis | 4 | 169 | 42.2 | 52 | 2 | 0 |
| Totals... | 4 | 169 | 42.2 | 52 | 2 | 0 |

| All Returns | No | Yds | Lg | No | Yds | Lg | No | Yds | Lg |
|-------------------|----|-----|----|----|-----|----|----|-----|----|
| Odupitan, Mike | 0 | 0 | 0 | 1 | 29 | 29 | 0 | 0 | 0 |
| Lebahn, Jake | 0 | 15 | 15 | 0 | 0 | 0 | 0 | 0 | 0 |
| Tetuan, Jarod | 0 | 0 | 0 | 2 | 29 | 17 | 0 | 0 | 0 |
| Gould, Grant | 0 | 0 | 0 | 0 | 0 | 0 | 1 | 26 | 26 |
| Looney, Josh | 0 | 0 | 0 | 0 | 0 | 0 | 1 | 4 | 4 |
| Terrell, Fletcher | 0 | 0 | 0 | 0 | 0 | 0 | 1 | 8 | 8 |
| Brown, Chris | 1 | 10 | 0 | 0 | 0 | 0 | 0 | 0 | 0 |
| Mosley, Ra'Shawn | 2 | 21 | 15 | 0 | 0 | 0 | 0 | 0 | 0 |
| Totals... | 3 | 46 | 15 | 3 | 58 | 29 | 3 | 38 | 26 |

Field Goals

| | | | | |
|---------------|-----|-------|--------|--------|
| Sabel, Connor | 1st | 03:57 | 43 yds | Missed |
|---------------|-----|-------|--------|--------|

Southwest Baptist

| Rushing | No | Gain | Loss | Net | TD | Lg | Avg |
|------------------|----|------|------|-----|----|----|------|
| Nicholson, Moine | 21 | 103 | 4 | 99 | 0 | 21 | 4.7 |
| Valenzuela, Hect | 15 | 63 | 1 | 62 | 0 | 11 | 4.1 |
| Clardy, Robert | 18 | 84 | 30 | 54 | 2 | 27 | 3.0 |
| Randle, Matthew | 2 | 24 | 0 | 24 | 0 | 19 | 12.0 |
| Jefferies, Mauri | 3 | 8 | 2 | 6 | 0 | 5 | 2.0 |
| Windham, LaMarcu | 1 | 5 | 0 | 5 | 0 | 5 | 5.0 |
| Smart, Nick | 2 | 3 | 5 | -2 | 0 | 3 | -1.0 |
| Totals... | 62 | 290 | 42 | 248 | 2 | 27 | 4.0 |

| Passing | Att-Cmp-Int | Yds | TD | Long | Sack |
|----------------|-------------|-----|----|------|------|
| Clardy, Robert | 18-13-3 | 92 | 1 | 16 | 2 |
| Totals... | 18-13-3 | 92 | 1 | 16 | 2 |

| Receiving | No. | Yds | TD | Long |
|------------------|-----|-----|----|------|
| Windham, LaMarcu | 5 | 35 | 0 | 16 |
| Santil, Rony | 4 | 31 | 1 | 12 |
| Smart, Nick | 2 | 16 | 0 | 9 |
| Nicholson, Moine | 2 | 10 | 0 | 6 |
| Totals... | 13 | 92 | 1 | 16 |

| Punting | No. | Yds | Avg | Long | In20 | TB |
|-------------|-----|-----|------|------|------|----|
| Bowers, Tim | 3 | 106 | 35.3 | 50 | 0 | 0 |
| TEAM | 1 | 0 | 0.0 | 0 | 0 | 0 |
| Totals... | 4 | 106 | 26.5 | 50 | 0 | 0 |

| All Returns | No | Yds | Lg | No | Yds | Lg | No | Yds | Lg |
|------------------|----|-----|----|----|-----|----|----|-----|----|
| Windham, LaMarcu | 1 | 36 | 36 | 0 | 0 | 0 | 0 | 0 | 0 |
| Maiwelmal, Joey | 0 | 0 | 0 | 1 | 4 | 4 | 0 | 0 | 0 |
| Dunn, Nathan | 0 | 0 | 0 | 1 | 11 | 11 | 0 | 0 | 0 |
| Parrish, Darcy | 0 | 0 | 0 | 1 | 3 | 3 | 0 | 0 | 0 |
| Grant, Frank | 0 | 0 | 0 | 3 | 47 | 28 | 0 | 0 | 0 |
| King, Clint | 0 | 0 | 0 | 0 | 0 | 0 | 1 | 22 | 22 |
| Rogers, David | 0 | 0 | 0 | 1 | 7 | 7 | 0 | 0 | 0 |
| Jefferies, Mauri | 2 | 11 | 10 | 2 | 65 | 36 | 0 | 0 | 0 |
| Totals... | 3 | 47 | 36 | 9 | 137 | 36 | 1 | 22 | 22 |

Field Goals

none