

Washburn (5-1, 3-0 MIAA) vs Northwest Missouri (5-1, 4-0 MIAA)

Oct. 8, 2005 • Bearcat Stadium (6,500)
Maryville, Mo. • 1:00 p.m.



Fast Facts

Radio

AM580 WIBW with Bruce Steinbrock (play-by-play), Mark Elliott (color) and Jamie Overocker (sideline)

Coaches

Craig Schurig is 21-19 in his fourth season at Washburn. He is 15-15 against the MIAA. He is 0-3 against Northwest Missouri. Schurig is a 1987 graduate of the School of Mines.

Mel Tjeerdsma is 112-32, (.776) in his 12th year at Northwest. Overall, he is in his 22nd season with a 171-71-4 (.702) mark

Tickets

Tickets for Washburn home games are available by calling the Washburn ticket office at (785) 670-BODS (2637).

Sports Information Contacts

Washburn

Football Contact: Gene Cassell
Email: gene.cassell@washburn.edu
Phone: (785) 670-1791
Yager Stadium Press Box: (785) 670-1563
Internet Address: www.wusports.com

Northwest Missouri

Football Contact: Chad Waller
Email: cwall@mail.nwmissouri.edu
Office Phone: (660) 562-1118
Home Phone: (218) 766-0159
SID Fax: (660) 562-1582
Press Box Phone: (660) 562-1072
Internet Address: northwestbearcats.com

Ichabods vs Bearcats

The Game . . .

It's a battle of the only undefeated teams in conference play as the No. 25 ranked Washburn Ichabods travel to the No. 5 ranked Northwest Missouri Bearcats. The Ichabods are 5-1 and 3-0 in the MIAA after ending a 25-game losing streak to Pittsburg State with its 35-34 overtime win in Yager Stadium. The Bearcats topped Emporia State 14-0 last time out in Emporia to improve to 5-1 and 4-0 in the MIAA. The Ichabods are also ranked No. 2 in the first Southwest Regional Poll that was released this week. The Bearcats are ranked No. 3. In the D2football.com national poll, the Ichabods jumped to No. 19 and the Bearcats are ranked No. 6.

Ichabods on Radio . . .

The game will be broadcast live on AM 580 WIBW - the new home of the Ichabods and Lady Blues. The game can also be heard on the internet at www.wusports.com by following the "Listen to the Game" links. Bruce Steinbrock will be the play-by-play voice of the Ichabods and former WU quarterback Mark Elliott will be the color analyst. Jamie Overocker will provide sideline reports. Join the WIBW broadcast team and Ichabod head coach Craig Schurig at 6:30 p.m. on Thursdays at Skinny's Sports Bar and Grille in the Huntoon Shopping Plaza for the Washburn Coaches Show.

The Coaches . . .

Washburn head football coach Craig Schurig was named head coach of the Ichabod football program Dec. 28, 2001. Schurig is 21-19 (.525) in his fourth season as the Ichabod head coach and he is 12-15 against the MIAA.

In only three seasons as the Ichabods' head coach, Schurig has led the Washburn football program to a new level with a school-best finish in the MIAA, their first winning season since 1999 and their first postseason win since 1986 with a 36-33 win over Northern State in the 2004 Mineral Water Bowl.

The Ichabods finished the 2004 season with an 8-4 record as Washburn has improved five victories in the win column since Schurig's first season at the helm.

Northwest Missouri head coach Mel Tjeerdsma is 112-32, (.776) in his 12th year at Northwest. Overall, he is in his 22nd season with a 171-71-4 (.702) mark. He led Northwest to its first ever NCAA Division II National Championships (1998, 1999) and engineered his club to MIAA crowns in seven of the last eight seasons.

Ichabods last time out . . .

The Ichabods last time out - Washburn 35, No. 4 Pittsburg State 34 • Oct. 4, 2005:

TOPEKA - The Washburn Ichabods snapped a 25-game losing streak while topping the No. 4 ranked Pittsburg State Gorillas in a 35-34 overtime win. With the win, the Ichabods improved to 5-1 and 3-0 in the MIAA and the Gorillas dropped to 4-2, 3-1 in conference play. The win was the first for the Ichabods over the Gorillas since Oct. 4, 1980 in Topeka in a 38-36 win. The Ichabods will prepare for Northwest Missouri, ranked No. 7 in the latest AFCA Coaches Poll next week in a battle of undefeated MIAA teams as the Bearcats topped Emporia State 14-0.

The Ichabods won the opening toss and jumped on the board with an eight-play, 80-yard drive as Trent Hearn would score on a 3-yard touchdown run. It would be the first of three touchdown rushes for Hearn as he would finish the day with 162 yards on 30 carries. He rushed for all 25 yards on the Ichabods' overtime drive.

After the Ichabods took the early lead, Washburn would add another touchdown as Jordan Brill hooked up with Jake Lebahn on a 24-yard strike capping an eight-play, 95-yard drive. The Ichabods would add another as Hearn had a 22-yard scamper after PSU's Andy Majors was picked off by Calvin Stuckey at the Washburn 12 and he returned it 55 yards to the Pitt State 33.

On the next Pitt State drive, they would score on a Germaine Race 26-yard run. On the ensuing

2005 MIAA Standings

MIAA Overall

	NWMSU (T5) ... 4-0. 5-1
	WU (25)..... 3-0 . 5-1
	PSU (20) 3-1. 4-2
	MWSC 2-2. 4-2
	MSSU 2-2. 3-3
	CMSU..... 1-2. 3-2
	ESU..... 1-2. 2-3
	SBU 0-3. 2-4
	TSU..... 0-4. 1-5

Recent Results

Saturday, October 1

*NWMSU 14 @ ESU 0
*PSU 34 @ WU 35 /OT
SBU 40 @ Missouri-Rolla 38
*CMSU 10 @ MWSU 13
*TSU 17 @ MSSU 41

Upcoming Schedule

Saturday, October 8

*WU @ NWMSU..... 1 p.m.
*CMSU @ SBU 1:30 p.m.
*MSSU @ MWSU 2 p.m.
Oklahoma Panhandle State @ PSU (HC) .. 2 p.m.
*ESU @ TSU 2 p.m.

Saturday, October 15

*MWSU @ ESU 1 p.m.
*TSU @ WU (HC)..... 1 p.m.
*MSSU @ CMSU (HC)..... 1:30 p.m.
*PSU @ SBU..... 1:30 p.m.

Saturday, October 22

*WU @ ESU (HC) 1 p.m.
*CMSU @ NWMSU (HC) 1:30 p.m.
*SBU @ MWSU (HC)..... 2 p.m.
*PSU @ TSU (HC)..... 2 p.m.

Saturday, October 29

*CMSU @ ESU 1 p.m.
MWSU @ St. Cloud (Minn.) State 1 p.m.
*MSSU @ WU 1 p.m.
*NWMSU vs. PSU @ Kansas City, Mo..... 2 p.m.
*TSU @ SBU (HC) 2 p.m.

kickoff, Fletcher Terrell ran back his second kickoff of the season as he returned the kickoff 83 yards for a score to push the Ichabod lead back to 28-7 heading into the break.

In the second half, the Gorillas took the first drive of the third quarter and marched 65 yards in five plays to cut the Ichabod lead to 28-14. On the ensuing kickoff, the Ichabods would fumble and the Gorillas would take possession back at the Washburn 16. However, four plays into the drive, the Ichabods' Mike Gonzalez would force a fumble at the Washburn 6 and recover the ball at the Washburn 13 to end the Gorillas' scoring threat.

The Gorillas would score on a 12-play, 93 yard drive cutting the lead to 28-21. After trading possessions and a missed field goal by the Ichabods, the Gorillas would drive 80 yards to tie the score at 28 with 32 seconds remaining.

The Ichabods won the overtime toss and elected to be on defense first. The Gorillas scored in three plays as Race rushed for two yards, however the extra point attempt by Nathan Alleman missed, sailing to the right.

The Ichabods took over at the Pitt State 25. Hearn rushed three straight times for the Ichabods on carries of 6, 12, and 7 yards for the touchdown. After a Gorilla time out, Connor Sabel's extra point was perfect through the uprights giving the Ichabods its highest win over a nationally ranked opponent since joining the NCAA ranks, improving them to 4-31 since joining Division II.

Hearn averaged 5.4 yards per carry while racking up the 162 yards, his most since rushing for 175 against Missouri-Rolla as a freshman. Ra'Shawn Mosley had 36 yards on the ground as the Ichabods rushed for 217 as a team.

Brill passed for 205 yards with 70 receiving yards going to Cason Lehman and Mike Odupitan.

Mike Gonzalez had a career-high 18 tackles to lead the Ichabod defense. He capped the day with two forced fumbles and two fumble recoveries. Jarod Tetuan had 12 tackles with a forced fumble and Aaron Neal and Grant Gould each had 10 tackles.

About the Opponent . . . last time out

EMPORIA, Kan. – Northwest Missouri State forced six turnovers and held Emporia State to 285 yards in the 14-0 shutout win at Welch Stadium this afternoon. The win was Northwest's seventh straight on the road in league play and was its second shutout of 2005. The last time Northwest held the opposition scoreless twice in the same season was 1984.

Northwest has not lost in Emporia since Oct. 9, 1965 in a stretch of nine meetings. The Bearcats

Ichabod head coach Craig Schurig

A new era in Washburn football began when Craig Schurig was named head coach of the Ichabod football program Dec. 28, 2001.

In only three seasons as the Ichabods' head coach, Schurig has led the Washburn football program to a new level with a school-best finish in the MIAA, their first winning season since 1999 and their first postseason win since 1986 with a 36-33 win over Northern State in the 2004 Mineral Water Bowl.

The Ichabods finished the 2004 season with an 8-4 record as Washburn has improved five victories in the win column since Schurig's first season at the helm.

After coaching for nearly a decade in a winning program, Schurig has brought the knowledge of success, a winning attitude and a new intensity to the Ichabod football program.

In his three seasons at Washburn, the Ichabods have had two MIAA Freshman of the Year and 27 players receive All-MIAA honors. He has been equally on task with players in the classroom with 40 Ichabods named to the MIAA Commissioner's Academic Honor Roll, including two Academic All-Americans.

While under Schurig, the Ichabod football pro-

gram has also seen sweeping changes in facilities with the improvements to Yager Stadium and equipment upgrades in the weight room.

While on the Pittsburg State coaching staff, Schurig was a part of an NCAA national finalist squad in 1995, four MIAA Championship teams and eight NCAA Division II playoff teams. He helped guide one of the top defenses in Division II including the top-ranked defensive squad in 1999.

Prior to working with the defensive backs, he worked three seasons with the Gorillas' tight ends.

Before arriving at Pittsburg State, Schurig spent the 1992 season as a volunteer assistant coach at his alma mater, Colorado School of Mines joining the Gorillas in 1993.

Schurig, a Willingboro, N.J., native, was a four-year letterman as a defensive back at Colorado Mines and was selected team captain as a senior. He earned second-team All-Rocky Mountain Athletic Conference honors as a senior. He graduated in 1987 with a bachelor's degree in petroleum engineering.

Schurig earned a master's degree in physical education at Pittsburg State in 1996. Craig and his wife, Louisa, have a daughter, Samantha, and two sons, Mitchell and Michael.

About the Bearcats



General Information

Name: Northwest Missouri State University

Location: Maryville, Mo.

Founded: 1905

Enrollment: 6,500

Affiliation: NCAA II

Conference: MIAA

Nickname: Bearcats

Colors: Forest green and white

President: Dr. Dean L. Hubbard

Athletics Director: Dr. Bob Boerigter

Stadium: Bearcat Stadium

Playing Surface: Grass

Coaching Staff

Head Coach:

Mel Tjeerdsma

(South Dakota, 1967)

Record at NWMSU:

112-32 (11 years)

Overall Record:

171-71-4 (21 years)

Best time to reach Tjeerdsma:

Mornings

Football Office Phone:

(660) 562-1311

Assistant Coaches:

Scott Bostwick (Defensive coordinator), Adam

Dorrel (Offensive line), Bart Tatum (Offensive

coordinator), Will Wagner (Secondary), Rich Wright

(Defensive line/strength)

2005 Schedule

Date	Opponent	Time
Aug. 25	at Minnesota State	WOT 24-21
Sept. 3	at Nebraska-Omaha	L 23-28
Sept. 10	Truman*	W 17-0
Sept. 17	at Missouri Western*	W 31-21
Sept. 24	Missouri Southern*	W 38-13
Oct. 1	at Emporia State*	W 14-0
Oct. 8	Washburn*	1 p.m.
Oct. 15	Open	
Oct. 22	Central Missouri*	1:30 p.m.
Oct. 29	#vs Pittsburg State*	2 p.m.
Nov. 5	Southwest Baptist *	1 p.m.

#Fall Classic at Arrowhead Stadium - KCMO

win their fourth straight on the year and sits 5-1 overall and 4-0 in MIAA action. Emporia, who was shutout for the first time in 55 games, drops to 2-3 overall and 1-2 in league play.

After forcing a fourth-down play on Emporia's first drive, the Northwest special teams unit stood strong. On a fake punt attempt, senior safety Pat Whitt forced and recovered the fumble in ESU territory. Northwest was unable to take advantage of the good field territory as a 44-yard field goal attempt by freshman Tommy Frevert was blocked by Brandon Stribling.

As the Northwest defense held strong, the offense scored on a three-yard toss from senior quarterback Josh Lamberson to junior tight end Mike Peterson with just under two minutes left in the second quarter. The first score was the fifth time out of six games this season that Northwest has lit up the scoreboard first – all wins. The scoring drive was 10 plays, 63 yards, which is the fifth time the Bearcats have gone 10 or more plays to score this season.

Northwest held a 7-0 halftime lead with just a total of 99 yards of offense. But, the Bearcat defense limited Emporia to 79 first-half yards and three pass completions.

On the Hornets first drive of the second half, they methodically marched to the Bearcat one-yard line but was halted there. Two pass incompletions on third and fourth down occurred.

Using a fumble recovery in Emporia territory at the 46, Northwest scored on a Lamberson 18-yard pass to senior wide receiver Andre Rector with four minutes left in the third frame. Rector's catch was on a third and goal. It was Rector's third straight catch on third-and-long on the drive as he hauled in passes of 22 and 36 yards.

Northwest forced a season-high six turnovers, including three fumbles. Junior defensive back Brandon Clayton, junior linebacker Ben Harness and sophomore defensive lineman Dallas Flynn each notched their first career interceptions in the fourth quarter. All three picks happened in Northwest territory.

Fresh off a groin injury which kept him out three games, senior defensive tackle Steve Williams set a career-high with 10 tackles. Harness added a personal-best nine stops and junior Jared Erspamer ended with nine.

Lamberson went 18-of-27 through the air for 163 yards and two touchdowns. His two passing scores moved him into a tie for fourth on the all-time list with 44. Sophomore running back Xavier Omon totaled 87 yards on 26 rushes. Omon becomes the eighth back in history to surpass 2,000 yards. Rector had 99 receiving yards on seven catches.


Northwest was flagged 13 times for a season-high 144 yards and now has more penalty yards than the opponent in all six games this season.

For the season, Xavier Oman leads the Bearcat rushing attack with 435 yards (87.0 per game). Josh Lamberson, coming back from his season-ending hip injury against Missouri Western last season, is averaging 220 yards per game passing completing 66.1 percent of his passes for 1,321 yards with 12 touchdowns and three interceptions.

His favorite target has been Andre Rector who has three-times as many pass receptions as the second-leading receiver on the Ichabods. Rector has 41 receptions for 382 yards and three touchdowns.

Series games with Northwest Missouri - Bearcats lead series 19-5

	1940	L	6-7		N9	1996	L	14-33	Topeka
	1944	L	0-7		O4	1997	L	14-17	Maryville
	1944	L	0-28		O3	1998	L	31-38	Topeka
S8	1984	L	0-47	Maryville	O30	1999	L	10-35	Maryville
S7	1985	W	38-24	Topeka	O28	2000	L	21-63	Topeka
S13	1986	W	38-24	Topeka	S29	2001	L	17-52	Maryville
S12	1987	L	27-29	Maryville	O5	2002	L	13-48	Topeka
S10	1988	W	33-12	Topeka	O4	2003	L	14-45	Maryville
O21	1989	L	21-34	Topeka	S25	2004	L	21-49	Topeka
O20	1990	W	14-0	Maryville					
S28	1991	L	3-29	Maryville					
S26	1992	L	21-22	Topeka					
O9	1993	L	36-61	Maryville					
O8	1994	W	48-14	Topeka					
N4	1995	L	21-42	Maryville					



Ben Harness leads the Bearcat defense with 44 tackles. Quinten Womack has 13 tackles and a team-high three interceptions for 87 return yards.

Series Notes . . .

Today's meeting is the 25th in the series between the Ichabods and the Bearcats. The Bearcats lead the all-time series 19-5. The Bearcats have won the last 10 meetings and 13 of the last 14. The Ichabods last win came in Tjeerdsma's first year at Northwest in 1994 to a 48-14 victory in Topeka for the Ichabods.

Last Meeting with NWMSU . . .

The Washburn Ichabods fell for the first time this season in MIAA play as they were knocked off by No. 5 Northwest Missouri 49-21.

The Ichabods fell behind 14-0 as the Bearcats scored on their first two drives. Defensive lineman Mitch Birt scored the first points for the Ichabods as he sacked Northwest quarterback Josh Lamberson and then recovered the fumble in the end zone for the touchdown.

Northwest responded by scoring 28 unanswered points to take a 42-7 lead. The Ichabods scored as time expired in the first half on a 50-yard touchdown pass from Jordan Brill to Mike Odupitan.

Both teams scored seven points in the second half as the Bearcats scored on their first drive to open the half. The Ichabods scored on a 30-yard touchdown pass from Brill to Jarod Tetuan with 10:15 left in the game to make the score Northwest 49, Washburn 21.

Brill finished the game 16-of-31 for 205 yards and two touchdown passes. Ra'Shawn Mosley had 44 yards on 13 carries. Odupitan had six receptions along with Sam Sissom. Odupitan had 96 yards receiving and one touchdown, Sissom had 72 yards receiving. Linebacker Mike Gonzalez had nine tackles to pace the Ichabod defense. Evin Beck had two sacks.

The 'Cats (5-0, 3-0 MIAA) totaled 491 yards of offense, 267 through the air, as they piled up six offensive touchdowns in the first half to take a 42-14 lead at intermission. Junior QB Josh Lamberson finished his day 16-of-23 for 249 yards and four passing touchdowns (three in the first half). He also added one TD on the ground in the second quarter, and moved into seventh place on Northwest's all-time passing charts with 2,970 yards. Freshman RB Xavier Omon led the rushing attack for Northwest with 13 carries for 95 yards and two first-half touchdowns. Jamaica Rector went for 83 yards on seven catches with two first-half scores.

The Ichabods (3-2, 2-1 MIAA) were dealt a hard shot when they lost senior QB Tyler Schuerman in the first quarter with a shoulder injury. Freshman QB Jordan Brill was 16-of-31 passing in his place, for 205 yards, two TDs and no interceptions. He was sacked three times for losses totaling 24 yards.

Ichabods last time out vs PSU

No. 5 Northwest Missouri 49 Washburn 21

September 25, 2004

Topeka, Kan. • Yager Stadium

Attendance: 4,958

Washburn									
Rushing	No	Gain	Loss	Net	TD	Lg	Avg		
Mosley, Ra'Shawn	13	53	9	44	0	20	3.4		
Hearn, Trent	12	45	4	41	0	11	3.4		
Schuerman, Tyler	3	3	5	-2	0	2	-0.7		
Brill, Jordan	4	0	29	-29	0	0	-7.2		
Totals	32	101	47	54	0	20	1.7		

Passing	Att	Cmp	Int	Yds	TD	Long	Sack
Brill, Jordan	31	16	0	205	2	50	3
Schuerman, Tyler	9	6	0	62	0	18	0
Totals	40	22	0	267	2	50	3

Receiving	No.	Yds	TD	Long
Odupitan, Mike	6	96	1	50
Sissom, Sam	6	72	0	25
Scott, Jeff	3	17	0	7
Tetuan, Jarod	2	36	1	30
Bland, Rawshaw	2	23	0	13
Lehman, Cason	2	19	0	18
Mosley, Ra'Shawn	1	4	0	4
Totals	22	267	2	50

Punting	No.	Yds	Avg	Long	In20
Massey, Curtis	6	276	46.0	49	0
Totals	6	276	46.0	49	0

Punts									
Kickoffs									
Intercepts									
All Returns	No	Yds	Lg	No	Yds	Lg	No	Yds	Lg
Odupitan, Mike	0	0	0	4	87	23	0	0	0
Sissom, Sam	1	1	1	0	0	0	0	0	0
Tetuan, Jarod	0	0	0	1	20	20	0	0	0
Talley, Henry	1	-4	0	0	0	0	0	0	0
Totals	2	-3	1	5	107	23	0	0	0

Field Goals
none

No. 5 Northwest Missouri

Rushing	No	Gain	Loss	Net	TD	Lg	Avg
Omon, Xavier	13	99	4	95	2	44	7.3
Fiech, Mike	7	56	2	54	0	39	7.7
Lamberson, Josh	8	64	27	37	1	24	4.6
Wells, Shon	8	32	1	31	0	9	3.9
Netolicky, Jeff	3	16	9	7	0	8	2.3
Totals	39	267	43	224	3	44	5.7

Passing	Att	Cmp	Int	Yds	TD	Long	Sack
Lamberson, Josh	23	16	0	249	4	62	3
Netolicky, Jeff	1	1	0	13	0	13	1
Mathews, Josh	1	1	0	5	0	5	0
Totals	25	18	0	267	4	62	4

Receiving	No.	Yds	TD	Long
Rector, Jamaica	7	83	2	17
White, Morris	3	86	1	62
Falkner, E.J.	3	40	1	20
Froehlich, Aaron	2	46	0	38
Herring, Mitch	2	15	0	8
Omon, Xavier	1	-3	0	0
Totals	18	267	4	62

Punting	No.	Yds	Avg	Long	In20
Mathews, Joel	5	160	32.0	35	1
Totals	5	160	32.0	35	1

Punts									
Kickoffs									
Intercepts									
All Returns	No	Yds	Lg	No	Yds	Lg	No	Yds	Lg
Rector, Jamaica	4	103	37	2	43	22	0	0	0
White, Morris	0	0	0	1	19	19	0	0	0
Falkner, E.J.	1	-2	0	0	0	0	0	0	0
Totals	5	101	37	3	62	22	0	0	0

Field Goals
Berlanger, Luis 4th 01:10 33 yds Blocked

Score by Quarters

No. 5 Northwest Mo. St.	14	28	7	0	-	49
Washburn	7	7	0	7	-	21

Scoring Summary

1st

NWMSU Rector, Jamaica 9 yd pass from Lamberson, Josh, Berlanger, Luis kick
NWMSU Omon, Xavier 4 yd run, Berlanger, Luis kick
WU Birt, Mitch 0 yd fumble recovery, Sabel, Connor kick

2nd

NWMSU Rector, Jamaica 15 yd pass from Lamberson, Josh, Berlanger, Luis kick
NWMSU White, Morris 62 yd pass from Lamberson, Josh, Berlanger, Luis kick
NWMSU Lamberson, Josh 24 yd run, Berlanger, Luis kick
NWMSU Omon, Xavier 1 yd run, Berlanger, Luis kick
WU Odupitan, Mike 50 yd pass from Brill, Jordan Sabel, Connor kick

3rd

NWMSU Falkner, E.J. 20 yd pass from Lamberson, Josh Berlanger, Luis kick

4th

WU Tetuan, Jarod 30 yd pass from Brill, Jordan Sabel, Connor kick

Team Stats

	Northwest Missouri	Washburn
FIRST DOWNS	22	16
Rushing	10	4
Passing	12	10
Penalty	0	2
NET YARDS RUSHING	224	54
Rushing Attempts	39	32
Average Per Rush	5.7	1.7
Yards Gained Rushing	267	101
Yards Lost Rushing	43	47
NET YARDS PASSING	267	267
Completions-Attempts-Int	18-25-0	22-40-0
Average Per Completion	14.8	12.1
TOTAL OFFENSE YARDS	491	321
Average Gain Per Play	7.7	4.5
Fumbles: Number-Lost	1-1	2-2
Penalties: Number-Yards	10-105	9-52
PUNTS-YARDS	5-160	6-276
Average Yards Per Punt	32.0	46.0
Net Yards Per Punt	32.6	29.2
KICKOFFS-YARDS	8-489	3-172
Average Yards Per Kickoff	61.1	57.3
Net Yards Per Kickoff	47.8	36.7
Punt returns: Number-Yards-TD	5-101-0	2--3-0
Average Per Return	20.2	-1.5
Kickoff returns: Number-Yds-TD	3-62-0	5-107-0
Average Per Return	20.7	21.4
Interceptions: Number-Yds-TD	0-0-0	0-0-0
Fumble Returns: Number-Yds-TD	0-0-0	0-0-1
Possession Time	30:05	29:55
Third-Down Conversions	5 of 12	5 of 17
Fourth-Down Conversions	0 of 0	2 of 5
Red-Zone Scores-Chances	5-6	0-1
Sacks By: Number-Yards	3-24	4-35
PAT Kicks	7-7	3-3
Field Goals	0-1	0-0



Washburn Football History . . .

Washburn is 464-531-44 in its 115th year of college football. The Ichabods have had seven 8-win seasons, including last year's 8-4 mark. The other eight-win seasons were 1906, 1907, 1964, 1974, 1983, 1986, and 2004.

A win for Washburn would . . .

- lift the Ichabods to 465-531-44 in its football history.
- give the Ichabods a 6-19 all-time record against the Bearcats.
- snap a 10-game losing streak to the Bearcats.
- keep the Ichabods undefeated in MIAA play (4-0)
- would be their sixth straight MIAA win dating back to last season.
- be the first time the Ichabods have won six straight MIAA games.
- be the Ichabods eight MIAA win in their last nine conference games dating back to last season.
- be the first win over the Bearcats in Maryville since Oct. 20, 1990 when the Ichabods won 14-0.

A loss for Washburn would . . .

- drop the Ichabods to 464-532-44 in its football history.
- snap a five-game MIAA winning streak dating back to last season.
- drop the Ichabods to 5-20 all-time against the Bearcats.
- be the 11th straight loss to the Bearcats.

- be the Ichabods' first MIAA loss of the season.
- be the Bearcats eight straight win in Maryville over the Ichabods.

A look back at the win over PSU -- the win . . .

- lifted the Ichabods to 464-531-44 in its football history.
- gave the Ichabods a 19-51-1 all-time record against Pittsburg State.
- snapped a 25-game losing streak to the Gorillas.
- kept the Ichabods undefeated in MIAA play (3-0)
- was their fifth straight MIAA win dating back to last season.
- was the first time the Ichabods have won five straight MIAA games.
- was the Ichabods' seventh MIAA win in their last eight conference games dating back to last season.
- was the first win over the Gorillas in Topeka since Oct. 4, 1980.

Ichabods in the regional rankings. .

The Washburn Ichabods were ranked No. 2 in the first NCAA Southwest Regional Poll that was released Monday. The No. 2 ranking is the highest the Ichabods have ever been ranked in the NCAA regional poll and only the second time in school history since joining Division II they have been ranked. The Ichabods were ranked as the No. 9 team in the region in the Sept. 20, 2000 regional poll after

Honors for 2005 season

MIAA Player of the Week

- Sept. 3 - Sam Sissom (Sr., WR)
- Sept. 10 - Grant Gould (Sr., LB)
- Sept. 17 - Fletcher Terrell (Sr., KR/DB)
- Sept. 24 - Grant Gould (Sr., LB)
- Oct. 2 - Trent Hearn (Jr., RB)

Preseason All-American - CollegeSportsReport.com

- Third Team: Grant Gould (Sr., LB)
- Fourth Team: Sam Sissom (Sr., WR)

D2Football.com - Preseason All-Region Team

- Second Team: Sam Sissom (Sr., WR)
- Second Team: Fletcher Terrell (Jr., DB)
- Second Team: Curtis Massey (Sr., P)
- Second Team: Sam Sissom (Sr., Punt Returner)

2005 Starting Lineups

Offense	TE	LT	LG	C	RG	RT	WR	WR	QB	FB	TB	PK
at CSM	J. Scott	Holland	Sué	Schneider	Rickard	Kavanaugh	Sissom	Oduptian	Brill	Bland	Hearn	Sabel
WWU	J. Scott	Holland	Sué	Schneider	Rickard	Kavanaugh	Sissom	Oduptian	Brill	Bland	Hearn	Sabel
CMSU	J. Scott	Holland	Sué	Schneider	Rickard	Kavanaugh	Lehman	Oduptian	Brill	Bland	Hearn	Sabel
at CWU	J. Scott	Holland	Sué	Schneider	Rickard	Kavanaugh	Lehman	Oduptian	Brill	Bland	Hearn	Sabel
at SBU	J. Scott	Holland	Sué	Schneider	Rickard	Kavanaugh	Lehman	Oduptian	Brill	Lebahn (WR)	Hearn	Sabel
PSU	J. Scott	Kavanaugh	Sué	Schneider	Rickard	Holland	Lehman	Oduptian	Brill	Lebahn (WR)	Hearn	Sabel

at NWMSU

TSU

at ESU

MSSU

at MWSU

Defense	DE	DT	DT	DE	OLB	ILB	ILB	OLB	DB	DB	FS	P
at CSM	Lawrence	Hemmerling	Lewis	Huenefeld	Looney	Cobb	Gonzalez	Neal	Terrell	Stuckey	Ewy	Massey
WWU	Lawrence	Hemmerling	Lewis	Huenefeld	Looney	Gould	Gonzalez	Neal	Terrell	Stuckey	Beck	Massey
CMSU	Lawrence	Hemmerling	Lewis	Huenefeld	Looney	Gould	Gonzalez	Neal	Terrell	Stuckey	Beck	Massey
at CWU	Lawrence	Hemmerling	Lewis	Huenefeld	Looney	Gould	Gonzalez	Neal	Terrell	Stuckey	Beck	Massey
at SBU	Lawrence	Hemmerling	Lewis	Huenefeld	Looney	Gould	Gonzalez	Neal	Terrell	Stuckey	Beck	Massey
PSU	Lawrence	Hemmerling	Lewis	Huenefeld	Looney	Gould	Gonzalez	Neal	Terrell	Stuckey	Beck	Massey

at NWMSU

TSU

at ESU

MSSU

at MWSU

starting the season 3-0.

NCAA Southwest Regional Rankings

1	West Texas A&M	(6-0)
2	Washburn.	(5-1)
3	Northwest Missouri State	(5-1)
4	Texas A&M-Kingsville.	(4-1)
5	Tarleton State	(4-1)
6	Nebraska-Kearney	(5-1)
7	Pittsburg State	(4-2)
8	Eastern New Mexico	(4-2)
9	Missouri Western State	(4-2)
10	Angelo State	(5-1)
11	Southeastern Oklahoma State . .	(3-2)
12	Central Missouri State	(3-2)

Ichabods vs ranked opponents . .

The Ichabods improved to 4-31 vs ranked Division II opponents with their win over No. 4 ranked Pittsburg State on Oct. 1. The win was the highest win over a ranked opponent since the Ichabods joined the D-II ranks. The win over the then No. 14 ranked Colorado Mines in the 2005 opener was the first win over a ranked team on the road for the Ichabods. The other two wins over a ranked opponents are Emporia State 34-21, when the Hornets were ranked No. 16 in the nation on Nov. 2, 2002. The other win over a ranked opponent was on Oct. 17, 1992 when the Ichabods beat 20th-ranked Central Missouri 13-10 in Topeka.

The Ichabods in the national rankings . . .

The Ichabods jumped back into the national rankings in the D2football.com and the AFCA national polls. The Ichabods were ranked No. 24 earlier this season before falling to Central Washington. The Ichabods entered this week's poll ranked No. 25 in the AFCA poll and ranked No. 19 in the D2football.com poll.

Record watch . . .

Grant Gould and the tackle charts - both Washburn and NCAA Division II

Senior linebacker Grant Gould, has started 35 games and became Washburn's all-time leading tackler with his 10 tackles against Western Washington. He has 398 career tackles which topped the 349 tackles recorded by Tony Scollieri (1994-97). Gould has already set the school record for assisted tackles (223) for a career and single-season (78) while at Washburn. He has recorded 175 solo tackles in his career, which is second on the solo tackle chart. The record is 196 set by Tony

Ichabods in NCAA Stats

As of Oct. 2 report

Category Leader

Rushing

Trent Hearn - 38th (94.7) 189.5

Pass Efficiency

Jordan Brill - 8th (168.0) 267.9

Total Offense

Jordan Brill - 32nd (233.2) 396.0

Interceptions

Fletcher Terrell - 25th (0.7) 0.7

Total Tackles

Grant Gould - 19th (11.2) 13.4

Pass Sacks


Grant Gould - 29th (0.8) 2.1

Passes Defended

Fletcher Terrell - 16th (1.7) 3.2

2005 Players of the game -- as selected by Ichabod Coaching Staff

Game	Off. Skill	Def. Skill	Special Teams	Off. Line	Def. Line	Work Team Off.	Work Team Def.	Big Hit
CSM	Sam Sissom, WR	Fletcher Terrell, DB	Connor Sabel, PK Jeff Scott, LS	Dan Schneider, C	Dustin Moyer, DE	David Becker, OL	James Daniels, LB	Rawshawan Bland, FB
WWU	Trent Hearn, RB	Josh Looney, LB	Jarod Tetuan, WR Aaron Gardiner, WR	Jeff Rickard, RG	Trey Lewis, DT	Joe Hastings, WR	Ben Bianchino, DT	Trent Hearn, RB
CMSU	Mike Odupitan, WR	Mike Gonzalez, LB	Fletcher Terrell, KR Connor Sabel, PK	Rudy, Sué, LG	Roy Sims, DT	Dragmeon Powers, WR	Brandon Jackson, DT	Terrell Cobb, LB Jarod Tetuan, WR
CWU	Jordan Brill, QB	Grant Gould, LB	Jeff Scott, TE Jake Lebahn, WR	Rudy Sué, LG	Trey Lewis, DT	Marcus Miller, FB	Zach Watkins, LB	Zach Hemmerling, DT
SBU	Cason Lehman, WR	Grant Gould, LB	Curtis Massey, P Fletcher Terrell, DB	Andy Kavanaugh, RT	Josh Looney, LB	Grant Hajek, OL	Lincoln White, LB	Jim Holland, OL Cody Huenefeld, DE
PSU	Trent Hearn, RB	Mike Gonzalez, LB	Fletcher Terrell, DB Connor Sabel, PK	Jim Holland, RT	The Entire Line	Jeremy Assal, FB	Cary Williams, DB	Fletcher Terrell, Jim Holland, Terrell Cobb
NWMSU								
TSU								
ESU								
MSSU								
MWSU								



Scollieri. Gould who entered his senior season 10th on the NCAA Division II's all-time tackle list (331) is Division II's active leader and his 398 total tackles has vaulted him into fifth on the all-time NCAA Division II chart. With two more tackles, Gould would become only the fifth person in since the NCAA recognized defensive tackles starting in 2000, to reach 400 tackles. Gould is five total tackles from moving into fifth place on the NCAA career chart. Gould's 175 solo tackles rank him 11th on the NCAA D-II chart.

Fletcher Terrell and the interception charts

Junior cornerback has been a ball hawk to start the season with four interceptions in six games this season. He has raised his career interception total to 13 with his pick against Southwest Baptist. He has recorded 334 interception yards in those returns and has returned two of those for touchdowns - his second coming on a 23-yard return against Western Washington. His other interception returned for a touchdown was on Sept. 20, 2003 vs Emporia State - a 60 yard return. With his pick against SBU, Terrell tied A.C. Poynter (1982-83) atop the Washburn record book, who had 13 in his career for the Ichabods. Terrell is already the Washburn career passes defended record holder with 44.

Connor Sabel closing in on the extra points

Junior placekicker is closing in on the Washburn extra point chart as he kicked five against Pittsburg State, including the winning point against the Gorillas. He was a perfect 5-for-5 against Pittsburg State. He has converted 100 of 107 his career attempts. Chad Todd (1997-2000) connected on 102 of 113 for his career. He has also hit 33 straight extra points after missing his final attempt of the 2004 season.

Mike Odupitan and the receiving charts

With his 70 receiving yards against Southwest Baptist, senior wide receiver Mike Odupitan has raised his career totals to 2,138 receiving yards and 128 receptions. Odupitan became only the fifth Ichabod to go over the 2,000-yard mark in a career. (Michael Dritlein, 1992-95; Troy Slusser, 1985-88; Sam Sissom, 2002-pr; and Marc Nardella 1996-99.)

Josh Looney and the tackle chart

Senior linebacker Josh Looney has moved into eight on the all-time tackles chart with 198 for his career (2002-05). With his six total tackles against Southwest Baptist, he passed Morgan Dewey (2002-03) who recorded 185 and Wade Dennis (1986-88) who recorded 191 for his career. Looney has 80 solo stops and 118 assisted tackles in his career. Sitting eighth on the all-time list is Nolan Jeffery who had 225 total tackles for his career.

Sam Sissom and the record books

Sissom missed his fourth game in a row against Pitt State after suffering an injury against Western Washington returning a punt. His status for this week's game is uncertain.

- Senior wide receiver Sam Sissom became only the fourth Ichabod to go over the 2,000-yard mark in receiving yards for a career recording 2,614 yards in all game for his career. He needs 490 yards in receiving yards to break the school record of 3,103 held by Michael Dritlein (1992-95).
- Against the Orediggers he caught his 33rd, 34th and 35th career regular season touch down passes of his career. The MIAA record for regular season games (not counting playoff games) is 35 by former Northwest Missouri State wide receiver Jamaica Rector (2001-04).
- For his career, Sissom has 36 touchdown receptions - a new Washburn record -- and he needs three to break MIAA's career record of 38, also held by Rector.
- His 152 catches rank No. 2 second on the all-time chart. He needs 19 to break Dritlein's record of 170 for a career.
- Sissom's 226 points for his career ties the school record held by Troy Slusser (1985-88).
- Sissom's 37 total touchdowns for a career is also tied with Slusser for the school record.

Up next . . .

The Ichabods' will return home for homecoming festivities as they will battle Truman at 1 p.m. on Oct. 15 in Yager Stadium.

MIAA Stat Comparisons

Scoring Offense	G	Points	Avg.
3. Washburn	6	234	39.0
7. Northwest Missouri	6	147	24.5
Scoring Defense	G	Points	Avg.
1. Northwest Missouri	6	83	13.8
5. Washburn	6	168	28.0
Rushing Offense	G	Yards	Avg.
4. Washburn	6	1173	195.5
8. Northwest Missouri	6	603	100.5
Rushing Defense	G	Yards	Avg.
3. Northwest Missouri	6	702	117.0
6. Washburn	6	908	151.3
Passing Offense	G	Yards	Avg.
2. Washburn	6	1477	246.2
4. Northwest Missouri	6	1368	228.0
Passing Def. Efficiency	G	Yards	Effic.
1. Northwest Missouri	6	1001	92.0
6. Washburn	6	1458	126.7
Total Offense	G	Yards	Avg.
2. Washburn	6	2650	441.7
8. Northwest Missouri	6	1971	328.5
Passing Defense	G	Yards	Avg.
2. Northwest Missouri	6	1001	166.8
7. Washburn	6	1458	243.0
Turnover Margin	G	-/+	Avg.
1. Northwest Missouri	6	+11	1.83
5. Washburn	6	+1	0.17
Kickoff Returns	G	Yards	Avg.
2. Washburn	6	639	24.6
5. Northwest Missouri	6	250	20.8
Punting	G	Net Avg.	
3. Northwest Missouri	6	32.0	
9. Washburn	6	25.3	
Punt Returns	G	Yards	Avg.
4. Northwest Missouri	6	154	11.0
6. Washburn	6	105	10.5
First Downs	G	Total	
2. Washburn	6	131	
6. Northwest Missouri	6	109	
Opponent First Downs	G	Total	
4. Northwest Missouri	6	112	
9. Washburn	6	134	
Sacks By	G	Sacks	Yards
1. Northwest Missouri	6	24	124
5. Washburn	6	16	92
Sacks Against	G	Sacks	Yards
6. Washburn	6	14	106
7. Northwest Missouri	6	21	144
Penalties	G	Yards	Avg.
7. Washburn	6	497	82.8
9. Northwest Missouri	6	571	95.2
Opponent Penalties	G	Yards	Avg.
6. Washburn	6	367	61.2
9. Northwest Missouri	6	283	47.2

The last time it happened . . .

400 Passing Yards

12/4/04 vs Northern State - Tyler Schuerman (400 yards)

300 Passing Yards

9/17/05 vs Central Washington - Jordan Brill (328 yards)

40 Pass Attempts

10/26/02 vs Missouri Western - Dustin Hickel (42 attempts)

20 Pass Completions

9/17/05 vs Central Washington - Jordan Brill (21 completions)

100-199 Receiving Yards

9/10/05 vs Central Missouri - Mike Odupitan (111 yards - 5 receptions)

200 or more Receiving Yards

8/27/2005 vs Colorado Mines - Sam Sissom (231 yards - 7 receptions)

100-174 Rushing Yards

10/1/2005 vs Pittsburg State - Trent Hearn (162 yards - 30 carries)

175 or more Rushing Yards

10/25/03 vs Missouri-Rolla - Trent Hearn (175 - 29 carries)

Kickoff returned for a touchdown

10/1/2005 vs Pittsburg State - Fletcher Terrell (83 yards) - 2nd of season and career which set new school records

Punt returned for a touchdown

9/23/05 vs Southwest Baptist - Jake Lebahn 15-yard return (in end zone off Chris Brown blocked punt)

Punt returned for a touchdown (not on a blocked punt)

11/6/04 vs Missouri Southern - Sam Sissom (66 yards)

Interception returned for a touchdown

9/23/05 vs Southwest Baptist - Grant Gould (26 yards)

Fumble Recovery for a touchdown

9/25/04 vs Northwest Missouri - Mitch Birt (Recovery in endzone after sack)

500 Yards in Team Total Offense

12/4/04 vs Northern State - (543 total yards)

600 Yards in Team Total Offense

11/9/02 vs Missouri-Rolla (612 total yards)

30 First Downs

12/4/04 vs Northern State - (543 total yards - 13 rushing, 15 passing, 2 penalty)

Overtime Game

10/1/2005 vs Pittsburg State - (win 35-34 in one overtime)

Double Overtime Game

10/26/02 vs Missouri Western - (loss 34-28 in double overtime)

Last Time Shutout

11/7/98 vs Central Missouri - (loss 37-0 -- a streak of 75 games without one)

Last Time Washburn Recorded a shutout

9/18/04 vs Truman State- (win 62-0) -- a streak of 15 games

2005 AFCA Poll #5

	Rec.	Pts.	Prv.
1. Grand Valley St. (Mich.) (16)	5-0	616	1
2. North Dakota (9)	6-0	609	2
3. Valdosta St. (Ga.)	5-1	555	5
4. Saginaw Valley St. (Mich.)	5-0	538	6
5t. South Dakota	6-0	502	8
5t. Northwest Missouri St.	5-1	502	7
7. Arkansas Tech	5-0	461	10
8. Texas A&M-Kingsville	4-1	418	12
9. Michigan Tech	5-0	401	13
10. Bloomsburg (Pa.)	6-0	347	20
11. Carson-Newman (Tenn.)	4-1	338	15
12. Albany St. (Ga.)	4-1	331	17
13. Nebraska-Omaha	4-1	326	16
14. East Stroudsburg (Pa.)	4-1	320	3
15. Northwood (Mich.)	5-1	243	19
16. West Texas A&M	6-0	237	22
17. Edinboro (Pa.)	4-1	205	21
18. St. Cloud State (Minn.)	5-1	200	11
19. Tuskegee (Ala.)	4-1	172	9
20. Pittsburg St. (Kan.)	4-2	167	4
21. Shepherd (W.Va.)	6-0	152	23
22. North Alabama	4-1	129	14
23. Presbyterian (S.C.)	5-1	101	25
24. Tarleton St. (Tex.)	4-1	100	18
25. Washburn (Kan.)	5-1	58	NR


Others receiving votes: Wingate (N.C.), 31; Central Arkansas, 28; West Chester (Pa.), 16; North Carolina Central, 5; Fort Valley St. (Ga.), 4; St. Augustine's (N.C.), 4; C.W. Post (N.Y.), 3; Angelo St. (Tex.), 2; Delta St. (Miss.) 2; Bentley (Mass.), 1; Nebraska-Kearney, 1.

D2Football.com Poll #5

	Record	Last week
1 North Dakota	6-0	1
2 Grand Valley	5-0	2
3 South Dakota	6-0	4
4 Valdosta State	5-1	6
5 Saginaw Valley	5-0	7
6 Northwest Missouri	5-1	8
7 Bloomsburg	6-0	16
8 Michigan Tech	5-0	15
9 Arkansas Tech	5-0	14
10 Northwood	5-1	12
11 Edinboro	4-1	11
12 East Stroudsburg	4-1	3
13 Texas A&M-Kingsville	4-1	13
14 Nebraska-Omaha	4-1	17
15 West Texas A&M	6-0	21
16 North Alabama	4-1	10
17 Carson-Newman	4-1	18
18 St. Cloud	5-1	9
19 Washburn	5-1	NR
20 Albany State	4-1	19
21 Pittsburg State	4-2	5
22 Presbyterian	5-1	25
23 Shepherd	6-0	23
24 St. Augustine's	6-0	NR
25 Delta State	3-3	20

NCAA Regional Rankings

1 West Texas A&M	(6-0)
2 Washburn	(5-1)
3 Northwest Missouri State	(5-1)
4 Texas A&M-Kingsville	(4-1)
5 Tarleton State	(4-1)
6 Nebraska-Kearney	(5-1)
7 Pittsburg State	(4-2)
8 Eastern New Mexico	(4-2)
9 Missouri Western State	(4-2)
10 Angelo State	(5-1)
11 Southeastern Oklahoma State	(3-2)
12 Central Missouri State	(3-2)



ICHABOD OFFENSE

Quarterback Career Starts

- 10 Jordan Brill (6-4, 225, So.) . . . 7
18 Brandon Walker . . (6-1, 205, Fr-Rs.) . . . 0

Running back

- 6 Trent Hearn (6-1, 220, Jr.) . . . 20
3 Ra'Shawn Mosley . . (5-10, 200, So.) . . . 5

Fullback

- 30 Rawshawn Bland . . (5-10, 237, Sr.) . . . 33
31 Chris McCann (5-9, 207, Jr.) . . . 0

Wide Receiver (X)

- 5 Mike Odupitan (6-1, 205, Sr.) . . . 26
23 Jarod Tetuan (5-11, 198, So.) . . . 0

Wide Receiver (Z)

- 7 Cason Lehman (6-1, 210, Sr.) . . . 8
83 Sam Sissom (6-0, 195, Sr.) . . . 30

Tight End (Y)

- 80 Jeff Scott (6-4, 263, Sr.) . . . 19
32 James Martin (6-2, 252, So.) . . . 0

Left Tackle

- 62 Andy Kavanaugh . . (6-3, 294, Fr-Rs.) . . . 6
51 Pat Mack (6-4, 276, Jr.) . . . 0

Left Guard

- 70 Rudy Su'e (6-1, 301, Sr.) . . . 18
64 Eric Eisenbarth . . . (6-2, 276, So.) . . . 0

Center

- 54 Dan Schneider (6-0, 283, Jr.) . . . 6
59 David Becker (6-2, 293, Fr-Rs.) . . . 0

Right Guard

- 65 Jeff Rickard (6-3, 296, So.) . . . 6
63 Matt Neely (6-2, 247, So.) . . . 0

Right Tackle

- 77 Jim Holland (6-7, 287, Sr.) . . . 18
79 Brian Strand (6-4, 306, Jr.) . . . 0

ICHABOD DEFENSE

Defensive End Career Starts

- 90 Eric Lawrence (6-2, 246, Fr-Rs.) . . . 6
93 Andre King (6-1, 255, Jr.) . . . 0

Defensive Tackle

- 76 Trey Lewis (6-3, 276, Jr.) . . . 12
99 Nick Bull (6-2, 295, Jr.) . . . 6

Defensive Tackle

- 98 Zach Hemmerling . . (6-5, 279, Jr.) . . . 18
64 Eric Eisenbarth . . . (6-2, 276, So.) . . . 0

Defensive End

- 72 Cody Huenefeld . . . (6-1, 267, Jr.) . . . 16
11 Sam Tossie (6-2, 250, So.) . . . 0

Outside Linebacker

- 22 Aaron Neal (6-0, 217, Jr.) . . . 6
24 Henry Talley (6-1, 204, Jr.) . . . 0

Inside Linebacker

- 44 Michael Gonzalez . . (5-11, 223, Sr.) . . . 6
56 Aaron Hicks (6-0, 227, So.) . . . 0

Inside Linebacker

- 36 Grant Gould (6-3, 237, Sr.) . . . 35
48 Terell Cobb (6-0, 221, Sr.) . . . 1

Outside Linebacker

- 39 Josh Looney (6-2, 229, Sr.) . . . 39
1 Chris Brown (5-10, 200, Jr.) . . . 0

Cornerback

- 2 Fletcher Terrell (6-1, 190, Jr.) . . . 29
19 Marquetis Burgess . . (5-11, 185, Jr.) . . . 0

Cornerback

- 28 Calvin Stuckey (6-2, 193, Sr.) . . . 18
25 Xavier Beckford . . . (5-11, 183, Fr-Rs.) . . . 0

Free Safety

- 20 Erin Beck (5-11, 195, So.) . . . 5
33 Adam Ewy (6-1, 201, So.) . . . 6

ICHABOD SPECIALISTS

Punter

- 47 Curt Massey (6-1, 220, Sr.)
35 Ben Boswell (6-0, 179, Jr.)

PAT/FG

- 86 Connor Sabel (6-2, 180, Jr.)
88 Adam Azeltine (6-0, 181, Jr.)

Kickoffs

- 86 Connor Sabel (6-2, 180, Jr.)
88 Adam Azeltine (6-0, 181, Jr.)

Long Snapper

- 80 Jeff Scott (6-4, 263, Sr.)
56 Aaron Hicks (6-0, 227, Fr-Rs.)

Short Snapper

- 80 Jeff Scott (6-4, 263, Sr.)
98 Zach Hemmerling . . (6-5, 279, Jr.)

Holder

- 7 Cason Lehman (6-1, 210, Sr.)
23 Jarod Tetuan (5-11, 198, So.)

Punt Return

- 23 Jarod Tetuan (5-11, 198, So.)
83 Sam Sissom (6-0, 195, Sr.)

Kickoff Return

- 5 Mike Odupitan (6-1, 205, Sr.)
2 Fletcher Terrell (6-1, 190, Jr.)



BEARCAT OFFENSE

Quarterback

- 10 Josh Lamberson Sr., 6-1, 205
17 Josh Mathews So., 6-3, 205

A-Back

- 33 Xavier Omon So., 6-1, 210
39 Mitch Herring Sr., 5-9, 215

B-Back

- 42 Daren Roberts Sr., 6-0, 245
39 Mitch Herring Sr., 5-9, 215

Wide Receiver

- 5 Andre Rector Sr., 5-11, 190
8 E.J. Falkner So., 6-0, 180

Wide Receiver

- 9 Jared Meyerkorth Jr., 6-0, 190
4 Kendall Wright Fr-RS, 5-11, 170

Tight End

- 89 Mike Peterson Jr., 6-3, 245
85 Trey Simeone Fr-RS, 6-3, 250

Left Tackle

- 69 Reid Kirby So., 6-4, 290
76 Drew Butler Fr-RS, 6-6, 285

Left Guard

- 73 Keith Holden Sr., 6-2, 300
69 Reid Kirby So., 6-4, 290

Center

- 53 Jordan Wilcox Sr., 6-2, 285
79 Gabe Frank Jr., 6-3, 295

Right Guard

- 64 Eric Hoyt Sr., 6-3, 285
52 Joah Beagley Jr., 6-2, 295

Right Tackle

- 74 Joe Holtzclaw Jr., 6-1, 300
75 Tom Pestock So., 6-6, 300

BEARCAT DEFENSE

Left End

- 94 Ryan Waters Jr., 6-3, 250
99 Ramsey Atieh Fr-RS, 6-2, 245

Left Tackle

- 98 Steve Williams Sr., 6-3, 300
96 Dallas Flynn So., 6-5, 255

Nose Guard

- 58 Kyle Kaiser Jr., 6-0, 285
61 Michael Conley Jr., 6-0, 290

Right End

- 90 Dave Tollefson Sr., 6-4, 270
95 Brett Harding Fr-RS, 6-4, 240

Outside Linebacker

- 31 Ben Harness Jr., 6-1, 220
20 Tommy Miller Jr., 6-1, 225

Middle Linebacker

- 47 Heath Finch Sr., 6-3, 245
46 Jared Erspamer So., 6-0, 230

Outside Linebacker

- 46 Jared Erspamer So., 6-0, 230
45 Dustin Conard So., 6-1, 220

Left Cornerback

- 1 Quinten Womack Jr., 6-1, 190
2 Diezeas Calbert Jr., 5-8, 180

Strong Safety

- 32 Kelly Williams Sr., 6-1, 200
11 Chris Termini So., 5-9, 205

Free Safety

- 7 Brandon Pratt Jr., 6-0, 185
2 Pat Whitt Sr., 6-0, 195

Right Cornerback

- 3 Darcell Clark Jr., 6-0, 180
19 Derek Garrett So., 5-11, 190

BEARCAT SPECIALISTS

Punter

- 40 Gabe Lickteig Fr-RS, 6-0, 215

Placekicker

- 43 Tommy Frevert Fr., 6-1, 195

Longsnapper

- 92 Cody Lanus Fr., 6-2, 235
85 Trey Simeone Fr-RS, 6-3, 250

Holder

- 17 Josh Mathews So., 6-3, 205
12 Joel Osborn Fr-RS, 6-2, 200

Kick Return

- 4 Kendall Wright Fr-RS, 5-11, 170
25 Sydney Brisbane Fr., 5-11, 170


Punt Return

- 4 Kendall Wright Fr-RS, 5-11, 170
5 Andre Rector Sr., 5-11, 190



No.	Name (Pronunciations)	Pos	Ht	Wt	Cl.	City, State/Previous School
54	Dan Schneider	OL	6-0	283	Jr.	Topeka, Kan./Hayden HS/Butler County
55	Nathan Gaswick	LB	6-1	180	Fr.	Imperial, Neb./Chase County HS
56	Aaron Hicks*	LB	6-0	227	So.	Olathe, Kan./Olathe North HS
57	Grant Hajek (Hi-chek)	OL	6-3	275	Fr.	Omaha, Neb./Millard North HS
58	Drew Bietau (Bee-taugh)	LB	6-1	190	Fr.	Manhattan, Kan./Manhattan HS
59	David Becker	OL	6-2	293	Fr.-Rs.	Omaha, Neb./Millard South HS
60	David Boucher (Boo-shay)	LB	5-10	190	Fr.	Smith Center, Kan./Smith Center HS
61	James Daniels	LB	6-2	215	Fr.	Miramar, Fla./Carol City HS
62	Andy Kavanaugh	OL	6-3	294	Fr.-Rs.	Lohrville, Iowa/Southern Cal HS
63	Matt Neely	OL	6-2	247	So.	Topeka, Kan./Seaman HS
64	Eric Eisenbarth*	OL	6-2	276	So.	Holton, Kan./Holton HS
65	Jeff Rickard	OL	6-3	296	So.	Westminster, Colo./Standley Lake HS
66	Matt O'Leary	OL	6-6	264	Fr.	Andover, Kan./Andover Central HS
67	Ben Vann	DB	5-8	175	Fr.	Wichita, Kan./Independent HS
68	Clayton Calder	LB	5-9	170	Fr.	Olathe, Kan./Olathe South HS
69	Bryce Trump	FB	5-10	190	Fr.	Palco, Kan./Palco HS
70	Rudy Sue* (Sue-ee)	OL	6-1	301	Sr.	San Diego, Calif./East Central (Miss.)
71	Ryan Hawthorne	FB	6-1	200	Fr.	Minden, Neb./Minden HS
72	Cody Huenefeld** (who-in-feld)	DE	6-1	267	Jr.	Aurora, Neb./Aurora HS
73	Nick Schamaun	LB	6-1	180	Fr.	Great Bend, Kan./Great Bend HS
74	John Hattrup	FB	5-10	200	Fr.	Wichita, Kan./Kapaun Mt. Carmel HS
75	Ben Bianchino (Bee-an-keeno)	DL	6-5	255	Fr.	Overland Park, Kan./Blue Valley West HS
76	Trey Lewis**	DL	6-3	276	Jr.	Topeka, Kan./Washburn Rural HS
77	Jim Holland***	OL	6-7	287	Sr.	Pittsburg, Kan./Pittsburg HS
78	Jake Righter (Rider)	LB	5-9	180	So.	Overland Park, Kan./Blue Valley HS
79	Brian Strand	OL	6-4	306	So.	Venango, Neb./Nebraska Wesleyan
80	Jeff Scott***	TE	6-4	263	Sr.	Lenexa, Kan./Shawnee Mission West HS
81	Jake Lebahn*	WR	6-4	192	So.	Salina, Kan./Salina Central HS
82	Joe Hastings	WR	6-0	160	Fr.	Wichita, Kan./Bishop Carroll HS
83	Sam Sissom***	WR	6-0	195	Sr.	Kansas City, Mo./Winnetonka HS
84	Drameagon Powers	WR	6-3	193	Fr.	Elkhart, Texas/Elkhart HS
85	Mark Scott	TE	6-2	235	Fr.-Rs.	Lenexa, Kan./Shawnee Mission West HS
86	Conner Sabel** (Say-bill)	PK	6-2	180	Jr.	Topeka, Kan./Hayden HS
87	Mark Opara (Oh-par-ah)	WR	6-2	190	Jr.	Derby, Kan./Independence Community College
88	Adam Azeltine** (A-zul-tine)	PK	6-0	181	Jr.	Overland Park, Kan./Blue Valley HS
89	Matt Brown	WR	5-11	181	So.	St. Louis, Mo./Seckman HS
90	Eric Lawrence	DE	6-2	246	Fr.-Rs.	Bellevue, Fla./Glades Central Community HS
91	Drew Shaver	WR	5-10	175	Fr.-Rs.	Larned, Kan./Larned HS
92	Justin Knutzen	TE	6-3	230	Fr.-Rs.	Stilwell, Kan./Blue Valley HS
93	Andre King	DE	6-1	255	Jr.	Lawton, Okla./Fort Scott CC
94	Dustin Moyer*	DE	6-2	252	So.	Eudora, Kan./Eudora HS
95	Mitch Birt*	DE	6-2	267	So.	Omaha, Neb./Millard North HS
96	Brandon Jackson	DL	6-2	267	Fr.	Kansas City, Mo./Liberty HS
97	Chris Lockwood	DL	6-2	265	Fr.	Topeka, Kan./Seaman HS
98	Zach Hemmerling**	DE	6-5	279	Jr.	Hutchinson, Kan./Hutchinson HS
99	Nick Bull**	DL	6-2	295	Jr.	Elkhorn, Neb./Elkhorn HS

Assistant Coaches: Brian Miller, Chris Brown, Rob Robinson, David Trupp and Cooper Harris
Graduate Assistant Coaches: Zac Nally, Dion Meneley, Justin Schreiber and Cassidy McCrite



2005 Results (5-1, 3-0 MIAA)

Date	Opponent	Score	Time	Attend
Aug 27	at #14 Colorado Mines	W 28-17	2:58	2143
Sep 03	WESTERN WASHINGTON	W 31-21	3:03	4765
Sep 10	*CENTRAL MO. ST.	W 42-27	3:06	5840
Sep 17	at Central Washington	L 42-48	3:26	3316
Sep 23	*at Southwest Baptist	W 56-21	3:15	1938
Oct 01	*#4 Pittsburg State	W 35-34	3:15	6498

*MIAA Game

Team Statistics

	WU	OPP
SCORING	234	168
Points Per Game	39.0	28.0
FIRST DOWNS	131	134
Rushing	55	57
Passing	64	61
Penalty	12	16
RUSHING YARDAGE	1173	908
Yards gained rushing	1375	1127
Yards lost rushing	202	219
Rushing Attempts	248	245
Average Per Rush	4.7	3.7
Average Per Game	195.5	151.3
TDs Rushing	13	8
PASSING YARDAGE	1477	1458
Att-Comp-Int	147-86-7	211-124-11
Average Per Pass	10.0	6.9
Average Per Catch	17.2	11.8
Average Per Game	246.2	243.0
TDs Passing	15	13
TOTAL OFFENSE	2650	2366
Total Plays	395	456
Average Per Play	6.7	5.2
Average Per Game	441.7	394.3
KICK RETURNS: #-YARDS	26-639	27-449
PUNT RETURNS: #-YARDS	10-105	14-194
INT RETURNS: #-YARDS	11-143	7-82
KICK RETURN AVERAGE	24.6	16.6
PUNT RETURN AVERAGE	10.5	13.9
INT RETURN AVERAGE	13.0	11.7
FUMBLES-LOST	15-9	12-6
PENALTIES-YARDS	54-497	42-367
Average Per Game	82.8	61.2
PUNTS-YARDS	23-836	26-971
Average Per Punt	36.3	37.3
Net punt average	25.3	29.5
TIME OF POSSESSION/GAME	28:47	31:13
3RD-DOWN CONVERSIONS	30/72	34/91
3rd-Down Pct	42%	37%
4TH-DOWN CONVERSIONS	5/8	9/18
4th-Down Pct	62%	50%
SACKS BY-YARDS	16-92	14-106
MISC YARDS	0	20
TOUCHDOWNS SCORED	33	22
FIELD GOALS-ATTEMPTS	1-4	4-6
PAT-ATTEMPTS	33-33	18-19
ATTENDANCE	17103	7397
Games/Avg Per Game	3/5701	3/2466

SCORE BY QUARTERS	1st	2nd	3rd	4th	OT	Total
Washburn	66	70	49	42	7	234
Opponents	37	55	35	35	6	168

Offensive Statistics

Rushing	GP	Att	Gain	Loss	Net	Avg	TD	Long	Avg/G
Hearn,Trent	6	100	582	14	568	5.7	7	39	94.7
Mosley,Ra'Shawn	6	66	415	17	398	6.0	4	32	66.3
Walker,Brandon	5	28	217	29	188	6.7	1	78	37.6
Patterson,A.J.	4	9	75	1	74	8.2	0	53	18.5
Odupitan,Mike	6	5	18	4	14	2.8	0	9	2.3
McCann,Chris	2	2	10	0	10	5.0	0	10	5.0
Bland,Rawshaw	6	3	9	0	9	3.0	1	7	1.5
Tetuan,Jarod	6	1	4	0	4	4.0	0	4	0.7
Mangino,Tommy	3	1	2	0	2	2.0	0	2	0.7
TM-Ichabods	4	9	0	44	-44	-4.9	0	0	-11.0
Brill,Jordan	6	24	43	93	-50	-2.1	0	8	-8.3
Total.....	6	248	1375	202	1173	4.7	13	78	195.5
Opponents.....	6	245	1127	219	908	3.7	8	58	151.3


PASSING	G	Effic	Att-Cmp-Int	Pct	Yds	TD	Lng	Avg/G
Brill,Jordan	6	167.98	143-83-7	58.0	1449	15	82	241.5
Mangino,Tommy	3	87.80	2-1-0	50.0	9	0	9	3.0
Walker,Brandon	5	179.80	2-2-0	100.0	19	0	14	3.8
Total.....	6	167.05	147-86-7	58.5	1477	15	82	246.2
Opponents.....	6	126.72	211-124-11	58.8	1458	13	81	243.0

RECEIVING	G	No.	Yds	Avg	TD	Long	Avg/G
Odupitan,Mike	6	25	453	18.1	2	45	75.5
Lehman,Cason	6	19	228	12.0	2	22	38.0
Lebahn,Jake	6	8	207	25.9	4	47	34.5
Sissom,Sam	2	7	231	33.0	3	82	115.5
Tetuan,Jarod	6	7	141	20.1	2	49	23.5
Mosley,Ra'Shawn	6	7	27	3.9	0	14	4.5
Scott,Jeff	6	6	131	21.8	2	57	21.8
Bland,Rawshaw	6	4	30	7.5	0	12	5.0
Gardiner,Aaron	6	1	12	12.0	0	12	2.0
Hearn,Trent	6	1	10	10.0	0	10	1.7
Walker,Brandon	5	1	7	7.0	0	7	1.4
Total.....	6	86	1477	17.2	15	82	246.2
Opponents.....	6	124	1458	11.8	13	81	243.0

PUNT RETURNS	No.	Yds	Avg	TD	Long
Tetuan,Jarod	4	46	11.5	0	20
Mosley,Ra'Shawn	3	19	6.3	0	15
Brown,Chris	1	10	10.0	0	0
Lehman,Cason	1	8	8.0	0	8
Sissom,Sam	1	7	7.0	0	7
Lebahn,Jake	0	15	0.0	1	15
Total.....	10	105	10.5	1	20
Opponents.....	14	194	13.9	0	50

INTERCEPTIONS	No.	Yds	Avg	TD	Long
Terrell,Fletcher	4	31	7.8	1	23
Bull,Nick	2	12	6.0	0	12
Stuckey,Calvin	2	71	35.5	0	55
Looney,Josh	1	4	4.0	0	4
Beck,Erin	1	-1	-1.0	0	0
Gould,Grant	1	26	26.0	1	26
Total.....	11	143	13.0	2	55
Opponents.....	7	82	11.7	1	37

2005 WASHBURN ICHABOD FOOTBALL



KICK RETURNS	No.	Yds	Avg	TD	Long
Odupitan, Mike	15	287	19.1	0	35
Terrell, Fletcher	6	278	46.3	2	100
Tetuan, Jarod	4	69	17.2	0	26
Lehman, Cason	1	5	5.0	0	5
Total.....	26	639	24.6	2	100
Opponents.....	27	449	16.6	0	51

FUMBLE RETURNS	No.	Yds	Avg	TD	Long
Total.....	0	0	0.0	0	0
Opponents.....	1	20	20.0	0	20

SCORING	TD	FGs	PAT Kick	PAT Rush	PAT Rcv	PAT Pass	Saf	PTS
Hearn, Trent	7	0-0	0-0	0-0	0	0-0	0	42
Sabel, Connor	0	1-4	33-33	0-0	0	0-0	0	36
Lebahn, Jake	5	0-0	0-0	0-0	0	0-0	0	30
Mosley, Ra'Shawn	4	0-0	0-0	0-0	0	0-0	0	24
Sissom, Sam	3	0-0	0-0	0-0	0	0-0	0	18
Terrell, Fletcher	3	0-0	0-0	0-0	0	0-0	0	18
Scott, Jeff	2	0-0	0-0	0-0	0	0-0	0	12
Lehman, Cason	2	0-0	0-0	0-0	0	0-0	0	12
Odupitan, Mike	2	0-0	0-0	0-0	0	0-0	0	12
Tetuan, Jarod	2	0-0	0-0	0-0	0	0-0	0	12
Bland, Rawshaw	1	0-0	0-0	0-0	0	0-0	0	6
Gould, Grant	1	0-0	0-0	0-0	0	0-0	0	6
Walker, Brandon	1	0-0	0-0	0-0	0	0-0	0	6
Total.....	33	1-4	33-33	0-0	0	0-0	0	234
Opponents.....	22	4-6	18-19	0-0	2	2-3	1	168

TOTAL OFFENSE	G	Plays	Rush	Pass	Total	Avg/G
Brill, Jordan	6	167	-50	1449	1399	233.2
Hearn, Trent	6	100	568	0	568	94.7
Mosley, Ra'Shawn	6	66	398	0	398	66.3
Walker, Brandon	5	30	188	19	207	41.4
Patterson, A.J.	4	9	74	0	74	18.5
Odupitan, Mike	6	5	14	0	14	2.3
Mangino, Tommy	3	3	2	9	11	3.7
McCann, Chris	2	2	10	0	10	5.0
Bland, Rawshaw	6	3	9	0	9	1.5
Tetuan, Jarod	6	1	4	0	4	0.7
TM-Ichabods	4	9	-44	0	-44	-11.0
Total.....	6	395	1173	1477	2650	441.7
Opponents.....	6	456	908	1458	2366	394.3

PUNTING	No.	Yds	Avg	Long	TB	FC	I20	Blkd
Massey, Curtis	21	815	38.8	53	3	0	5	1
Boswell, Ben	1	21	21.0	21	0	0	0	0
TM-Ichabods	1	0	0.0	0	0	0	0	0
Total.....	23	836	36.3	53	3	0	5	1
Opponents.....	26	971	37.3	64	5	1	8	1

KICKOFFS	No.	Yds	Avg	TB	OB	Retn	Net	YdLn
Sabel, Connor	40	2196	54.9	10	1			
Total.....	40	2196	54.9	10	1	449	38.7	26
Opponents.....	29	1716	59.2	2	2	639	35.8	29

FIELD GOALS	FGM-FGA	Pct	01-19	20-29	30-39	40-49	50+	Blk
Sabel, Connor	1-4	25.0	0-0	0-1	0-0	1-3	0-0	0

FG SEQUENCE	Washburn	OPPONENTS
Colorado Mines	-	(38)
Western Washington	45,(41)	-
Central Mo. St.	-	(32)
Central Washington	-	(42),(27),31
Southwest Baptist	43	-
Pittsburg State	27	32

ALL PURPOSE	G	Rush	Rec	PR	KOR	IR	Tot	Avg/G
Odupitan, Mike	6	14	453	0	287	0	754	125.7
Hearn, Trent	6	568	10	0	0	0	578	96.3
Mosley, Ra'Shawn	6	398	27	19	0	0	444	74.0
Terrell, Fletcher	6	0	0	0	278	31	309	51.5
Tetuan, Jarod	6	4	141	46	69	0	260	43.3
Lehman, Cason	6	0	228	8	5	0	241	40.2
Sissom, Sam	2	0	231	7	0	0	238	119.0
Lebahn, Jake	6	0	207	15	0	0	222	37.0
Walker, Brandon	5	188	7	0	0	0	195	39.0
Scott, Jeff	6	0	131	0	0	0	131	21.8
Patterson, A.J.	4	74	0	0	0	0	74	18.5
Stuckey, Calvin	6	0	0	0	0	71	71	11.8
Bland, Rawshaw	6	9	30	0	0	0	39	6.5
Gould, Grant	6	0	0	0	0	26	26	4.3
Gardiner, Aaron	6	0	12	0	0	0	12	2.0
Bull, Nick	6	0	0	0	0	12	12	2.0
Brown, Chris	6	0	0	10	0	0	10	1.7
McCann, Chris	2	10	0	0	0	0	10	5.0
Looney, Josh	6	0	0	0	0	4	4	0.7
Mangino, Tommy	3	2	0	0	0	0	2	0.7
Beck, Erin	6	0	0	0	0	-1	-1	-0.2
TM-Ichabods	4	-44	0	0	0	0	-44	-11.0
Brill, Jordan	6	-50	0	0	0	0	-50	-8.3
Total.....	6	1173	1477	105	639	143	3537	589.5
Opponents.....	6	908	1458	194	449	82	3091	515.2

Defensive Statistics

	GP	UT	AT	TT	TFL	Sacks	Int-Yds	PD	QBH	FR-Yds	FF	BLK	Saf
Gould, Grant	6	28	39	67	10-46	6-42	1-26	1	1	1-0	1	.	.
Gonzalez, Mike	6	21	28	49	5-8	.	.	3	.	3-0	2	.	.
Neal, Aaron	6	18	17	35	2-1	.	.	1
Beck, Erin	6	7	23	30	.	.	1--1
Tetuan, Jarod	6	19	11	30	1	.	.
Cobb, Terrell	6	11	18	29	1-0	1-0	.	1	.	1-0	2	.	.
Lawrence, Eric	6	11	18	29	8-20	3-11
Looney, Josh	6	9	18	27	4-12	1-1	1-4	.	.	.	1	.	.
Terrell, Fletcher	6	19	7	26	1-17	.	4-31	6
Lewis, Trey	6	9	13	22	2-8	1-7	1	.	.
Talley, Henry	6	17	3	20	1-5
Stuckey, Calvin	6	9	6	15	.	.	2-71	3
Tossie, Sam	4	8	7	15	3-11	2-10
Sims, Roy	6	6	9	15	3-4	2-3	.	1
Huenefeld, Cody	6	7	5	12	5-20	1-4	.	2
Hemmerling, Zach	6	6	6	12	2-13	2-13	.	2
Beckford, Xavier	6	8	4	12	1-1	.	.	1
Hicks, Aaron	6	5	6	11
Brown, Chris	6	2	4	6	.	.	.	2	.	1-0	.	1	.
Ewy, Adam	1	1	4	5	.	.	.	1
Bull, Nick	6	2	3	5	1-1	.	2-12
King, Andre	5	3	1	4	2-16
Gardiner, Aaron	6	3	1	4
Bland, Rawshaw	6	1	3	4
Lebahn, Jake	6	3	1	4	1-16
Lehman, Cason	6	3	.	3
Moyer, Dustin	2	1	2	3	2-1	2-1	.	1
Scott, Jeff	6	.	2	2
Martin, James	5	.	1	1
Kavanaugh, Andy	5	.	1	1
Eisenbarth, Eric	5	1	.	1
Forck, Jake	2	1	.	1
Burgess, Marquetis	2	.	1	1
Schuster, Steven	3	1	.	1
Massey, Curtis	6	1	.	1
Sabel, Connor	6	1	.	1
Brill, Jordan	6	1	.	1
Mosley, Ra'Shawn	6	1
Total.....	6	243	262	505	54-200	16-92	11-143	26	1	6-0	8	1	.
Opponents.....	6	208	219	427	45-153	14-106	7-82	16	1	9-20	12	1	1

2005 WASHBURN ICHABOD FOOTBALL



Game By Game Rushing

	No-Yds/TD	CSM	WWU	CMSU	CWU	SBU	PSU	NWMSU	TSU	ESU	MSSU	MWSU
Hearn,Trent	100-568/7	21-106/1	16-94/1	13-90/1	10-53/0	10-63/1	30-162/3					
Mosley,Ra'Shawn	66-398/4	13-68/0	14-64/1	12-78/1	11-80/1	10-72/1	6-36/0					
Walker,Brandon	28-188/1	DNP	3-81/1	8-38/0	6-19/0	8-33/0	3-17/0					
Patterson,A.J.	9-74/0	1--1/0	1-2/0	1-3/0	DNP	6-70/0	DNP					
Odupitan,Mike	5-14/0	1--3/0	1-7/0	-	1--1/0	1-2/0	1-9/0					
McCann,Chris	2-10/0	DNP	DNP	2-10/0	DNP	-	DNP					
Bland,Rawshawn	3-9/1	-	-	-	2-8/0	1-1/1	-					
Tetuan,Jarod	1-4/0	-	-	1-4/0	-	-	-					
Mangino,Tommy	1-2/0	-	DNP	-	DNP	1-2/0	DNP					
Ichabods	9--44/0	3--3/0	2--2/0	3--38/0	DNP	DNP	1--1/0					
Brill,Jordan	24--50/0	3--23/0	5--20/0	3--7/0	8-2/0	2-4/0	3--6/0					

Game By Game Receiving

	No-Yds/D	CSM	WWU	CMSU	CWU	SBU	PSU	NWMSU	TSU	ESU	MSSU	MWSU
Odupitan,Mike	25-453/2	4-57/0	6-119/0	5-111/1	3-22/0	3-74/1	4-70/0					
Sissom,Sam	7-231/3	7-231/3	-	DNP	DNP	DNP	DNP					
Lehman,Cason	19-228/2	-	3-33/0	4-49/1	3-29/0	4-47/1	5-70/0					
Lebahn,Jake	8-207/4	-	-	1-9/0	3-91/2	2-56/1	2-51/1					
Tetuan,Jarod	7-141/2	-	2-47/0	1-7/1	4-87/1	-	-					
Scott,Jeff	6-131/2	3-60/0	-	-	2-62/2	-	1-9/0					
Bland,Rawshawn	4-30/0	-	-	-	3-18/0	1-12/0	-					
Mosley,Ra'Shawn	7-27/0	-	-	2-6/0	4-24/0	-	1--3/0					
Gardiner,Aaron	1-12/0	-	-	-	-	-	1-12/0					
Hearn,Trent	1-10/0	-	-	-	-	-	1-10/0					
Walker,Brandon	1-7/0	DNP	-	-	-	1-7/0	-					

Game By Game Passing

#10 Brill,Jordan	Att	Comp	Int	Pct	Yards	TD	Long	Sack	Yds	Effic
Colorado Mines	25	14	1	56.0	348	3	82	2	23	204.5
Western Washington	18	11	0	61.1	199	0	49	4	28	154.0
Central Mo. St.	21	13	1	61.9	182	3	45	1	11	172.3
Central Washington	39	21	1	53.8	328	5	57	3	16	161.7
Southwest Baptist	17	10	1	58.8	187	3	47	0	0	197.7
Pittsburg State	23	14	3	60.9	205	1	36	2	11	124.0
TOTALS	143	83	7	58.0	1449	15	82	12	89	168.0

#18 Walker,Brandon	Att	Comp	Int	Pct	Yards	TD	Long	Sack	Yds	Effic
Central Washington	1	1	0	100.0	5	0	5	0	0	142.0
Pittsburg State	1	1	0	100.0	14	0	14	0	0	217.6
TOTALS	2	2	0	100.0	19	0	14	2	17	179.8

#9 Mangino,Tommy	Att	Comp	Int	Pct	Yards	TD	Long	Sack	Yds	Effic
Southwest Baptist	2	1	0	50.0	9	0	9	0	0	87.8
TOTALS	2	1	0	50.0	9	0	9	0	0	87.8

Game By Game Punt Returns


	No-Yds	CSM	WWU	CMSU	CWU	SBU	PSU	NWMSU	TSU	ESU	MSSU	MWSU
Tetuan,Jarod	4-46	1-2	-	1-16	-	-	2-28					
Mosley,Ra'Shawn	3-19	-	-	-	-	2-21	1--2					
Brown,Chris	1-10	-	-	-	-	1-10	-					
Lehman,Cason	1-8	-	-	-	1-8	-	-					
Sissom,Sam	1-7	-	1-7	DNP	DNP	DNP	DNP					

Game By Game Kickoff Returns

	No-Yds	CSM	WWU	CMSU	CWU	SBU	PSU	NWMSU	TSU	ESU	MSSU	MWSU
Odupitan,Mike	15-287	3-49	3-64	-	5-109	1-29	3-36					
Terrell,Fletche	6-278	-	-	2-140	3-55	-	1-83					
Tetuan,Jarod	4-69	1-14	1-26	-	-	2-29	-					
Lehman,Cason	1-5	-	-	1-5	-	-	-					

Game By Game Punting

Curtis Massey	No	Yds	Avg	Long	Blkd	TB	FC	50+	I20
Colorado Mines	5	207	41.4	48	0	2	0	0	0
Western Washington	4	144	36.0	53	0	0	0	2	1
Central Missouri	2	45	22.5	33	0	1	0	0	0
at Central Washington	4	168	42.0	49	0	0	0	0	0
Pittsburg State	2	82	41.0	44	1	0	0	0	2
Totals	21	815	38.8	53	1	3	0	4	5



Game By Game Interception Returns

	No-Yds	CSM	WWU	CMSU	CWU	SBU	PSU	NWMSU	TSU	ESU	MSSU	MWSU
Terrell,Fletche	4-31	2-0	1-23	-	-	1-8	-					
Bull,Nick	2-12	-	-	1-12	-	-	1-0					
Stuckey,Calvin	2-71	1-16	-	-	-	-	1-55					
Looney,Josh	1-4	-	-	-	-	1-4	-					
Gould,Grant	1-26	-	-	-	-	1-26	-					
Beck,Erin	1--1	1--1	-	-	-	-	-					

Game By Game Sacks


	UA-A	TOT	CSM	WWU	CMSU	CWU	SBU	PSU	NWMSU	TSU	ESU	MSSU	MWSU
Gould,Grant	4-2	6	2-15	-	1-11	2-6	1-10	-					
Lawrence,Eric	1-2	3	1-1	-	-	-	1-7	1-3					
Sims,Roy	2-0	2	-	1-2	1-1	-	-	-					
Moyer,Dustin	1-1	2	2-1	-	DNP	DNP	DNP	DNP					
Tossie,Sam	1-1	2	DNP	DNP	-	2-10	-	-					
Hemmerling,Zach	1-1	2	-	1-6	-	-	1-7	-					
Cobb,Terell	1-0	1	-	-	-	-	-	1-0					
Looney,Josh	0-1	1	1-1	-	-	-	-	-					
Lewis,Trey	1-0	1	-	1-7	-	-	-	-					
Huenefeld,Cody	1-0	1	-	-	-	1-4	-	-					

Game By Game Tackles for Loss

	UA-A	TOT	CSM	WWU	CMSU	CWU	SBU	PSU	NWMSU	TSU	ESU	MSSU	MWSU
Gould,Grant	5-5	10	2-15	-	1-11	3-8	4-12	-					
Lawrence,Eric	3-5	8	1-1	-	3-7	-	2-8	2-4					
Gonzalez,Mike	2-3	5	-	-	1-1	2-5	2-2	-					
Huenefeld,Cody	4-1	5	2-12	-	1-0	2-8	-	-					
Looney,Josh	2-2	4	1-1	-	2-7	-	1-4	-					
Sims,Roy	2-1	3	-	1-2	2-2	-	-	-					
Tossie,Sam	1-2	3	DNP	DNP	1-1	2-10	-	-					
Lewis,Trey	1-1	2	-	1-7	-	-	1-1	-					
Hemmerling,Zach	1-1	2	-	1-6	-	-	1-7	-					
Neal,Aaron	0-2	2	-	-	1-1	-	1-0	-					
Moyer,Dustin	1-1	2	2-1	-	DNP	DNP	DNP	DNP					
King,Andre	2-0	2	-	1-15	DNP	1-1	-	-					
Talley,Henry	1-0	1	-	-	-	-	1-5	-					
Terrell,Fletche	1-0	1	-	-	1-17	-	-	-					
Bull,Nick	1-0	1	1-1	-	-	-	-	-					
Beckford,Xavier	0-1	1	-	-	-	-	1-1	-					
Lebahn,Jake	1-0	1	-	1-16	-	-	-	-					
Cobb,Terell	0-1	1	-	-	-	-	1-0	-					

Game By Game Tackles - Leaders

	UA-A	TOT	CSM	WWU	CMSU	CWU	SBU	PSU	NWMSU	TSU	ESU	MSSU	MWSU
Gould,Grant	28-39	67	5-7	3-7	6-5	6-6	3-9	5-5					
Gonzalez,Mike	21-28	49	3-4	1-1	1-7	4-1	2-7	10-8					
Neal,Aaron	18-17	35	2-3	0-3	4-5	3-2	2-1	7-3					
Beck,Erin	7-23	30	2-3	2-8	1-6	1-3	1-2	0-1					
Tetuan,Jarod	19-11	30	-	1-2	4-2	1-1	4-3	9-3					
Cobb,Terell	11-18	29	2-5	4-7	0-1	1-2	3-2	1-1					
Lawrence,Eric	11-18	29	2-7	0-1	1-3	-	4-4	4-3					
Looney,Josh	9-18	27	0-2	3-2	2-5	1-3	2-4	1-2					
Terrell,Fletche	19-7	26	1-3	3-2	3-1	2-1	5-0	5-0					
Lewis,Trey	9-13	22	1-1	4-1	1-4	1-1	1-3	1-3					
Talley,Henry	17-3	20	2-0	3-1	-	3-0	8-2	1-0					
Tossie,Sam	8-7	15	DNP	DNP	0-1	4-3	2-2	2-1					
Stuckey,Calvin	9-6	15	0-2	2-0	0-1	4-1	2-0	1-2					
Sims,Roy	6-9	15	-	1-2	4-2	1-2	0-2	0-1					
Huenefeld,Cody	7-5	12	3-1	1-0	0-3	2-0	0-1	1-0					
Hemmerling,Zach	6-6	12	1-2	1-1	-	-	4-2	0-1					
Beckford,Xavier	8-4	12	7-1	-	0-1	-	1-2	-					
Hicks,Aaron	5-6	11	-	-	0-1	1-0	4-5	-					
Brown,Chris	2-4	6	0-1	1-2	1-0	0-1	-	-					
Bull,Nick	2-3	5	2-0	0-2	-	-	0-1	-					
Ewy,Adam	1-4	5	1-4	DNP	DNP	DNP	DNP	DNP					
Bland,Rawshawn	1-3	4	1-0	0-1	-	0-1	-	0-1					
Lebahn,Jake	3-1	4	0-1	1-0	-	1-0	1-0	-					
Gardiner,Aaron	3-1	4	-	-	0-1	-	3-0	-					
King,Andre	3-1	4	-	2-1	DNP	1-0	-	-					
Moyer,Dustin	1-2	3	1-2	-	DNP	DNP	DNP	DNP					
Lehman,Cason	3-0	3	2-0	-	-	-	1-0	-					
Scott,Jeff	0-2	2	0-1	0-1	-	-	-	-					
Eisenbarth,Eric	1-0	1	-	-	-	-	1-0	DNP					
Sabel,Connor	1-0	1	-	-	-	1-0	-	-					
Martin,James	0-1	1	-	-	0-1	-	DNP	-					



INDIVIDUAL GAME HIGHS

Rushes	30	Hearn,Trent vs Pittsburg State (Oct 01)
Yards Rushing	162	Hearn,Trent vs Pittsburg State (Oct 01)
TD Rushes	3	Hearn,Trent vs Pittsburg State (Oct 01)
Long Rush	78	Walker,Brandon vs Western Washington (Sep 03)
Pass attempts	39	Brill,Jordan at Central Washington (Sep 17)
Pass completions	21	Brill,Jordan at Central Washington (Sep 17)
Yards Passing	348	Brill,Jordan at Colorado Mines (Aug 27)
TD Passes	5	Brill,Jordan at Central Washington (Sep 17)
Long Pass	82	Brill,Jordan at Colorado Mines (Aug 27)
Receptions	7	Sissom,Sam at Colorado Mines (Aug 27)
Yards Receiving	231	Sissom,Sam at Colorado Mines (Aug 27)
TD Receptions	3	Sissom,Sam at Colorado Mines (Aug 27)
Long Reception	82	Sissom,Sam at Colorado Mines (Aug 27)
Field Goals	1	Sabel,Connor vs Western Washington (Sep 03)
Long Field Goal	41	Sabel,Connor vs Western Washington (Sep 03)
Punts	5	Massey,Curtis at Colorado Mines (Aug 27)
Punting Avg	42.2	Massey,Curtis at Southwest Baptist (Sep 23)
Long Punt	53	Massey,Curtis vs Western Washington (Sep 03)
Long Punt Return	20	Tetuan,Jarod vs Pittsburg State (Oct 01)
Long Kickoff Return	100	Terrell,Fletcher vs Central Mo. St. (Sep 10)
Tackles	18	Gonzalez,Mike vs Pittsburg State (Oct 01)
Sacks	2.0	Gould,Grant at Colorado Mines (Aug 27)
		Moyer,Dustin at Colorado Mines (Aug 27)
		Tossie,Sam at Central Washington (Sep 17)
		Gould,Grant at Central Washington (Sep 17)
Tackles For Loss	4.0	Gould,Grant at Southwest Baptist (Sep 23)
Interceptions	2	Terrell,Fletcher at Colorado Mines (Aug 27)

TEAM GAME HIGHS

Rushes	44	vs Pittsburg State (Oct 01)
Yards Rushing	247	at Southwest Baptist (Sep 23)
Yards Per Rush	6.3	at Southwest Baptist (Sep 23)
TD Rushes	3	vs Western Washington (Sep 03)
		at Southwest Baptist (Sep 23)
		vs Pittsburg State (Oct 01)
Pass attempts	40	at Central Washington (Sep 17)
Pass completions	22	at Central Washington (Sep 17)
Yards Passing	348	at Colorado Mines (Aug 27)
Yards Per Pass	13.9	at Colorado Mines (Aug 27)
TD Passes	5	at Central Washington (Sep 17)
Total Plays	78	at Central Washington (Sep 17)
Total Offense	494	at Central Washington (Sep 17)
Yards Per Play	7.6	at Southwest Baptist (Sep 23)
Points	56	at Southwest Baptist (Sep 23)
Sacks By	4	at Colorado Mines (Aug 27)
		at Central Washington (Sep 17)
First Downs	25	at Central Washington (Sep 17)
Penalties	11	vs Western Washington (Sep 03)
		at Central Washington (Sep 17)
		at Southwest Baptist (Sep 23)
Penalty Yards	110	at Central Washington (Sep 17)
Turnovers	6	vs Pittsburg State (Oct 01)
Interceptions By	4	at Colorado Mines (Aug 27)

OPPONENT INDIVIDUAL GAME HIGHS

Rushes	27	Race,Germaine, vs Pittsburg State (Oct 01)
Yards Rushing	150	Race,Germaine, vs Pittsburg State (Oct 01)
TD Rushes	3	Race,Germaine, vs Pittsburg State (Oct 01)
Long Rush	58	Monrean,James, vs Western Washington (Sep 03)
Pass attempts	45	Garrett Mehl, at Colorado Mines (Aug 27)
Pass completions	29	Garrett Mehl, at Colorado Mines (Aug 27)
Yards Passing	338	Reilly, at Central Washington (Sep 17)
TD Passes	3	Korrodi,Toby, vs Central Mo. St. (Sep 10)
		Reilly, at Central Washington (Sep 17)
Long Pass	81	Korrodi,Toby, vs Central Mo. St. (Sep 10)
Receptions	12	Justin Gallas, at Colorado Mines (Aug 27)
Yards Receiving	148	Justin Gallas, at Colorado Mines (Aug 27)
TD Receptions	2	Brookreson, at Central Washington (Sep 17)
Long Reception	81	Hefner,Micah, vs Central Mo. St. (Sep 10)
Field Goals	2	Sadler, at Central Washington (Sep 17)
Long Field Goal	42	Sadler, at Central Washington (Sep 17)
Punts	7	Frankel,Matt, vs Central Mo. St. (Sep 10)
Punting Avg	45.7	Sadler, at Central Washington (Sep 17)
Long Punt	64	Frankel,Matt, vs Central Mo. St. (Sep 10)
Long Punt Return	50	Potucek, at Central Washington (Sep 17)
Long Kickoff Return	51	Justin Gallas, at Colorado Mines (Aug 27)
Tackles	12	Lattimer,Josh, vs Pittsburg State (Oct 01)
Sacks	2.0	Jared Heath, at Colorado Mines (Aug 27)
		Jared Heath, at Colorado Mines (Aug 27)
Tackles For Loss	3.0	Shamblin,Brett, vs Pittsburg State (Oct 01)
Interceptions	1	Nick Gilbreath, at Colorado Mines (Aug 27)
		Race,Greg, vs Central Mo. St. (Sep 10)
		Burch, at Central Washington (Sep 17)
		King,Klint, at Southwest Baptist (Sep 23)
		Shamblin,Brett, vs Pittsburg State (Oct 01)
		Dellasega,Nick, vs Pittsburg State (Oct 01)
		Sauber,Matt, vs Pittsburg State (Oct 01)

OPPONENT TEAM GAME HIGHS

Rushes	62	at Southwest Baptist (Sep 23)
Yards Rushing	305	vs Pittsburg State (Oct 01)
Yards Per Rush	5.5	vs Pittsburg State (Oct 01)
TD Rushes	3	vs Pittsburg State (Oct 01)
Pass attempts	53	at Colorado Mines (Aug 27)
Pass completions	32	at Colorado Mines (Aug 27)
Yards Passing	338	at Central Washington (Sep 17)
Yards Per Pass	10.6	at Central Washington (Sep 17)
TD Passes	3	vs Central Mo. St. (Sep 10)
		at Central Washington (Sep 17)
Total Plays	86	vs Pittsburg State (Oct 01)
Total Offense	517	vs Pittsburg State (Oct 01)
Yards Per Play	6.2	at Central Washington (Sep 17)
Points	48	at Central Washington (Sep 17)
Sacks By	4	vs Western Washington (Sep 03)
First Downs	34	vs Pittsburg State (Oct 01)
Penalties	12	at Central Washington (Sep 17)
Penalty Yards	117	at Southwest Baptist (Sep 23)
Turnovers	5	at Colorado Mines (Aug 27)
		vs Pittsburg State (Oct 01)
Interceptions By	3	vs Pittsburg State (Oct 01)

After trading possessions with the Orediggers, Brill and Sissom hooked up again for an 82-yard touchdown to put the Ichabods up 14-0. The Ichabods would increase their lead to 21-0 after Sissom caught his final TD pass capping a 7-play, 97-yard drive after the Ichabod defense held the Orediggers out of the endzone from inside the Washburn 10

Washburn	14	7	7	0	28
No. 14 Colorado Mines	0	3	7	7	17


WU 14:33 Sissom,Sam 62 yd pass from Brill,Jordan
Sabel,Connor kick
WU 10:06 Sissom,Sam 82 yd pass from Brill,Jordan
Sabel,Connor kick

WU 00:29 Sissom,Sam 6 yd pass from Brill,Jordan -
Sabel,Connor kick

CSM	11:54	Corey Huck	6 yd pass from Garrett Mehl		
Aaron Abel	kick	8-49	2:58	21	10

Sabel,Connor kick

CSM 06:46 Justin Gallas 7 yd pass from Garrett Mehl
Aaron Abel kick



Colorado Mines added a touchdown late, but would not get any closer.

Senior Grant Gould had 12 tackles including two sacks for the Ichabods, giving him 343 for his career, needing seven to break the current school record of 349 held by Tony Scollieri.

	WU	CSM
FIRST DOWNS	19	23
Rushing	7	7
Passing	12	15
Penalty	0	1
NET YARDS RUSHING	144	76
Rushing Attempts	42	29
Average Per Rush	3.4	2.6
Yards Gained Rushing	181	107
Yards Lost Rushing	37	31
NET YARDS PASSING	348	303
Completions-Attempts-Int	14-25-1	32-53-4
Average Per Attempt	13.9	5.7
Average Per Completion	24.9	9.5
TOTAL OFFENSE YARDS	492	379
Total offense plays	67	82
Average Gain Per Play	7.3	4.6
Fumbles: Number-Lost	1-1	3-1
Penalties: Number-Yards	7-64	0-0
PUNTS-YARDS	5-207	3-99
Average Yards Per Punt	41.4	33.0
Net Yards Per Punt	24.8	32.3
Inside 20	0	2
KICKOFFS-YARDS	5-294	4-235
Average Yards Per Kickoff	58.8	58.8
Net Yards Per Kickoff	37.2	43.0
Touchbacks	2	0
Punt returns: Number-Yards-TD	1-2-0	3-43-0
Average Per Return	2.0	14.3
Kickoff returns: Number-Yds-TD	4-63-0	3-68-0
Average Per Return	15.8	22.7
Interceptions: Number-Yds-TD	4-15-0	1-3-0
Fumble Returns: Number-Yds-TD	0-0-0	1-20-0
Possession Time	27:50	32:10
Third-Down Conversions	6 of 14	3 of 15
Fourth-Down Conversions	0 of 1	5 of 7
Red-Zone Scores-Chances	2-2	2-4
Sacks By: Number-Yards	4-18	2-23
PAT Kicks	4-4	2-2

Field Goals				
Aaron Abel	2nd	00:03	38 yds	Good

TOPEKA -- The Washburn Ichabods improved to 2-0 with a 31-21 win over Western Washington on Saturday in Yager Stadium.

The Ichabods found themselves down early as the Vikings' All-America wide receiver Andy Olson scored on an 8-yard reverse putting Western Washington up 7-0. The Ichabods would crack the scoring column on the ensuing drive on a career-long 41-yard field goal by Connor Sabel.

Ra'Shawn Mosley put the Ichabods up for good as he capped a 58-yard drive with a 4-yard touchdown run.

The Ichabods scored again on the very next play from scrimmage as the Fletcher Terrell picked off a Jame Monrean pass and return it 23 yards for a touchdown to give the Ichabods a 17-7 lead before the end of the first quarter.

The Ichabods added another score as Brandon Walker came in at quarterback and scampered 78 yards for a touchdown to put the 'Bods up 24-7. Trent Hearn rushed 19 yards for a touchdown at the 6:17 mark of the


second quarter to put the Ichabods up 31-7, but that would be all the scoring for the Ichabods as they were shutout by the Vikings in the second half.

The Vikings' offense came alive as Monrean would hit Olson for a 35-yard touchdown strike with 4:09 left in the half and Darrius Tuggle for a 28-yard connection with 11 seconds left in the half to end the scoring for both teams.

Grant Gould became

Washburn's all-time leading tackler by collecting his 353rd of his career on the afternoon. He finished the game with 10 tackles, passing Tony Scollieri who had 349 for his career at Washburn. Terrell Cobb led the Ichabods with 11 tackles and a forced fumble.

The Ichabods racked up 425 yards in total offense behind Hearn's 94 yards rushing on 16 carries. Jordan Brill was 11 for 18 for 199 yards and Mike Odupitan had six catches for 119 yards.



Score by Quarters

Western Washington	7	14	0	0	21
Washburn	17	14	0	0	31

Scoring Summary

1st Quarter

WWU	09:22	Olson, Andy	8 yd run
		Younggren, Ace	kick
WU	05:14	Sabel, Connor	41 yd field goal
WU	01:51	Mosley, Ra'Shawn	4 yd run
		Sabel, Connor	kick
WU	01:36	Terrell, Fletcher	23 yd interception return
		Sabel, Connor	kick

2nd Quarter

WU	12:02	Walker, Brandon	78 yd run
		Sabel, Connor	kick
WU	06:17	Hearn, Trent	19 yd run
		Sabel, Connor	kick
WWU	04:09	Olson, Andy	35 yd pass from Monrean, James
		Younggren, Ace	kick
WWU	00:11	Tuggle, Darrius	28 yd pass from Monrean, James
		Younggren, Ace	kick

Team Stats

	WWU	WU
FIRST DOWNS	19	21
Rushing	8	10
Passing	9	8
Penalty	2	3
NET YARDS RUSHING	137	226
Rushing Attempts	32	42
Average Per Rush	4.3	5.4
Yards Gained Rushing	183	268
Yards Lost Rushing	46	42
NET YARDS PASSING	266	199
Completions-Attempts-Int	22-39-1	11-18-0
Average Per Attempt	6.8	11.1
Average Per Completion	12.1	18.1
TOTAL OFFENSE YARDS	403	425
Total offense plays	71	60
Average Gain Per Play	5.7	7.1
Fumbles: Number-Lost	4-2	5-3
Penalties: Number-Yards	6-60	11-93
PUNTS-YARDS	5-161	4-144
Average Yards Per Punt	32.2	36.0
50+ Yards	0	2
KICKOFFS-YARDS	4-228	6-372
Average Yards Per Kickoff	57.0	62.0
Net Yards Per Kickoff	34.5	46.7
Touchbacks	0	1
Punt returns: Number-Yards-TD	2-25-0	1-7-0
Average Per Return	12.5	7.0
Kickoff returns: Number-Yds-TD	4-72-0	4-90-0
Average Per Return	18.0	22.5
Interceptions: Number-Yds-TD	0-0-0	1-23-1
Fumble Returns: Number-Yds-TD	0-0-0	0-0-0
Miscellaneous Yards	0	0
Possession Time	30:10	29:50
Third-Down Conversions	3 of 13	3 of 10
Fourth-Down Conversions	0 of 3	1 of 1
Red-Zone Scores-Chances	1-1	2-2
Sacks By: Number-Yards	4-28	3-15
PAT Kicks	3-3	4-4

Western Washington 21 Washburn 31

Sept. 3, 2005 • Topeka, Kan. • Yager Stadium
Attendance: 4,765

Washburn

Rushing	No	Gain	Loss	Net	TD	Lg	Avg
Hearn, Trent	16	99	5	94	1	19	5.9
Walker, Brandon	3	84	3	81	1	78	27.0
Mosley, Ra'Shawn	14	70	6	64	1	13	4.6
Odupitan, Mike	1	7	0	7	0	7	7.0
Patterson, A.J.	1	2	0	2	0	2	2.0
TM-Ichabods	2	0	2	-2	0	0	-1.0
Brill, Jordan	5	6	26	-20	0	6	-4.0
Totals...	42	268	42	226	3	78	5.4

Passing	Att	Cmp	Int	Yds	TD	Long	Sack
Brill, Jordan	18	11	0	199	0	49	4
Totals...	18	11	0	199	0	49	4

Receiving	No.	Yds	TD	Long
Odupitan, Mike	6	119	0	38
Lehman, Cason	3	33	0	19
Tetuan, Jarod	2	47	0	49
Totals...	11	199	0	49

Punting	No.	Yds	Avg	Long	In20	TB
Massey, Curtis	4	144	36.0	53	1	0
Totals...	4	144	36.0	53	1	0

All Returns	No	Yds	Lg	No	Yds	Lg	No	Yds	Lg
Odupitan, Mike	0	0	0	3	64	35	0	0	0
Tetuan, Jarod	0	0	0	1	26	26	0	0	0
Sisson, Sam	1	7	7	0	0	0	0	0	0
Terrell, Fletcher	0	0	0	0	0	0	1	23	23
Totals...	1	7	7	4	90	35	1	23	23

Field Goals

Sabel, Connor	1st	11:16	45 yds	Missed
Sabel, Connor	1st	05:14	41 yds	Good

Western Washington

Rushing	No	Gain	Loss	Net	TD	Lg	Avg
Monrean, James	8	80	30	50	0	58	6.2
Carlyle, Jake	11	44	0	44	0	12	4.0
Jackson, Jordyn	5	30	0	30	0	13	6.0
Tuggle, Darrius	6	21	0	21	0	5	3.5
Olson, Andy	1	8	0	8	1	8	8.0
Team	1	0	16	-16	0	0	-16.0
Totals...	32	183	46	137	1	58	4.3

Passing	Att	Cmp	Int	Yds	TD	Long	Sack
Monrean, James	39	22	1	266	2	36	3
Totals...	39	22	1	266	2	36	3

Receiving	No.	Yds	TD	Long
Olson, Andy	6	105	1	36
Upchurch, Brett	6	76	0	20
Wilson, Matt	2	20	0	15
Carlyle, Jake	2	17	0	16
Yoney, Nick	2	12	0	6
Robinson, Chris	2	6	0	6
Tuggle, Darrius	1	28	1	28
Jackson, Jordyn	1	2	0	2
Totals...	22	266	2	36

Punting	No.	Yds	Avg	Long	In20	TB
Anderson, Corbin	5	161	32.2	39	2	1
Totals...	5	161	32.2	39	2	1

All Returns	No	Yds	Lg	No	Yds	Lg	No	Yds	Lg
Olson, Andy	1	19	19	0	0	0	0	0	0
Jackson, Jordyn	0	0	0	2	42	33	0	0	0
Dell, Casey	1	6	6	0	0	0	0	0	0
Russell, Zach	0	0	0	2	30	16	0	0	0
Totals...	2	25	19	4	72	33	0	0	0

Field Goals


no attempts

TOPEKA - The Washburn Ichabods improved to 3-0 after toping Central Missouri 42-27 in Yager Stadium. The win was the sixth straight overall win dating back to last season - something that no Ichabod team has done since 1964 - while in the process snapping an eight-game losing streak to the Mules.

The Ichabods jumped on the board first as Jordan Brill hooked up with Mike Odupitan on a 45-yard pass reception capping a six-play, 95-yard drive. The Mules would score their only two points in the first half on a safety late in the first quarter.

The Ichabods rounded out the scoring in the first half with a 7-yard touchdown pass to Jarod Tetuan. It was a busy day for Tetuan as he played both offense and defense for the Ichabods as well as special teams. He had one rush, one carry, one punt return and six tackles in the game.

In the second half, the Mules jumped on the board first as Spencer Webb hit a 32-yard field goal. The teams traded scores as the Cason Lehman caught a 19-yard touchdown pass from Brill - the second of his third TD passes on the day. After a CMSU score to cut the lead



to 21-13, Fletcher Terrell set a Washburn record and became the 13th person in MIAA history to return a kickoff for 100 yards to push the lead back to 15.

The Ichabods would add another score on a Ra'Shawn Mosley 25-yard touchdown run. The Mules would score to cut the lead to 35-19.

Washburn running back Trent Hearn would close out the Ichabod scoring with a 39-yard run to push the lead back to 42-19. The Mules added the final score on a touchdown pass rounding out the scoring at

42-27.

The Ichabod defense held the Mules to 87 yards of total offense in the first half. Grant Gould led the Ichabods with nine tackles including one sack. Aaron Neal had nine tackles. Nick Bull had the Ichabods only interception of the game and he returned in 12 yards to set up a Washburn touchdown.

Trent Hearn led the Washburn rushing attack with 90 yards and one touchdown. Ra'Shawn Mosley had 78 yards and the team overall had 178 yards.

Mike Odupitan had five catches for 111 yards and one touchdown.

Score by Quarters

Central Mo. St.	2	0	11	14	27
Washburn	7	7	14	14	42

Scoring Summary

1st Quarter

WU	07:15	Odupitan, Mike	45 yd pass from Brill, Jordan
		Sabel, Connor	kick
CMSU	00:25	TEAM	safety

2nd Quarter

WU	12:14	Tetuan, Jarod	7 yd pass from Brill, Jordan
		Sabel, Connor	kick

3rd Quarter

CMSU	08:21	Webb, Spencer	32 yd field goal
WU	02:22	Lehman, Cason	19 yd pass from Brill, Jordan
		Sabel, Connor	kick
CMSU	01:23	Hefner, Micah	81 yd pass from Korrodi, Toby
		Walker, Delanie	pass
WU	01:10	Terrell, Fletche	100 yd kickoff return
		Sabel, Connor	kick

4th Quarter

WU	08:51	Mosley, Ra'Shawn	25 yd run
		Sabel, Connor	kick
CMSU	04:44	Caldwell, Will	10 yd pass from Korrodi, Toby
		Korrodi, Toby	pass failed
WU	04:00	Hearn, Trent	39 yd run
		Sabel, Connor	kick
CMSU	02:08	Walker, Delanie	15 yd pass from Korrodi, Toby
		Hefner, Micah	pass

Team Stats

	CMSU	WU
FIRST DOWNS	17	22
Rushing	4	8
Passing	9	11
Penalty	4	3
NET YARDS RUSHING	68	178
Rushing Attempts	33	43
Average Per Rush	2.1	4.1
Yards Gained Rushing	115	232
Yards Lost Rushing	47	54
NET YARDS PASSING	247	182
Completions-Attempts-Int	22-38-1	13-21-1
Average Per Attempt	6.5	8.7
Average Per Completion	11.2	14.0
TOTAL OFFENSE YARDS	315	360
Total offense plays	71	64
Average Gain Per Play	4.4	5.6
Fumbles: Number-Lost	1-0	2-1
Penalties: Number-Yards	9-66	8-97
PUNTS-YARDS	7-296	3-66
Average Yards Per Punt	42.3	22.0
Net Yards Per Punt	31.4	15.3
KICKOFFS-YARDS	3-195	8-459
Average Yards Per Kickoff	65.0	57.4
Touchbacks	1	4
Punt returns: Number-Yards-TD	0-0-0	1-16-0
Average Per Return	0.0	16.0
Kickoff returns: Number-Yards-TD	4-48-0	3-145-1
Average Per Return	12.0	48.3
Interceptions: Number-Yards-TD	1-0-0	1-12-0
Fumble Returns: Number-Yards-TD	0-0-0	0-0-0
Miscellaneous Yards	0	0
Possession Time	31:01	28:59
Third-Down Conversions	7 of 18	5 of 11
Fourth-Down Conversions	1 of 2	1 of 3
Red-Zone Scores-Chances	3-3	2-2
Sacks By: Number-Yards	1-11	2-12
PAT Kicks	0-0	6-6
Field Goals	1-1	0-0

Central Missouri 27 Washburn 42

Sept. 10, 2005 • Topeka, Kan. • Yager Stadium
Attendance: 5,840

Washburn

Rushing	No	Gain	Loss	Net	TD	Lg	Avg
Hearn, Trent	13	91	1	90	1	39	6.9
Mosley, Ra'Shawn	12	81	3	78	1	25	6.5
Walker, Brandon	8	39	1	38	0	11	4.8
McCann, Chris	2	10	0	10	0	10	5.0
Tetuan, Jarod	1	4	0	4	0	4	4.0
Patterson, A.J.	1	3	0	3	0	3	3.0
Brill, Jordan	3	4	11	-7	0	3	-2.3
TM-Ichabods	3	0	38	-38	0	0	-12.7
Totals...	43	232	54	178	2	39	4.1

Passing	Att	Cmp	Int	Yds	TD	Long	Sack
Brill, Jordan	21	13	1	182	3	45	1
Totals...	21	13	1	182	3	45	1

Receiving	No.	Yds	TD	Long
Odupitan, Mike	5	111	1	45
Lehman, Cason	4	49	1	19
Mosley, Ra'Shawn	2	6	0	5
Lebahn, Jake	1	9	0	9
Tetuan, Jarod	1	7	1	7
Totals...	13	182	3	45

Punting	No.	Yds	Avg	Long	In20	TB
Boswell, Ben	1	21	21.0	21	0	0
Massey, Curtis	2	45	22.5	33	0	1
Totals...	3	66	22.0	33	0	1

All Returns	No	Yds	Lg	No	Yds	Lg	No	Yds	Lg
Lehman, Cason	0	0	0	1	5	5	0	0	0
Tetuan, Jarod	1	16	16	0	0	0	0	0	0
Bull, Nick	0	0	0	0	0	0	1	12	12
Terrell, Fletcher	0	0	0	2	140	100	0	0	0
Totals...	1	16	16	3	145	100	1	12	12

Field Goals
no attempts

Central Missouri

Rushing	No	Gain	Loss	Net	TD	Lg	Avg
Caldwell, Will	21	79	7	72	0	16	3.4
Spiegel, Mike	5	28	0	28	0	16	5.6
Walker, Delanie	1	2	0	2	0	2	2.0
Bouknight, Jim	2	6	5	1	0	6	0.5
TEAM	1	0	17	-17	0	0	-17.0
Korrodi, Toby	3	0	18	-18	0	0	-6.0
Totals...	33	115	47	68	0	16	2.1

Passing	Att	Cmp	Int	Yds	TD	Long	Sack
Korrodi, Toby	25	17	0	215	3	81	2
Spiegel, Mike	13	5	1	32	0	10	0
Totals...	38	22	1	247	3	81	2

Receiving	No.	Yds	TD	Long
Caldwell, Will	7	54	1	10
Walker, Delanie	4	38	1	15
Jacobsen, Matt	3	30	0	15
Bouknight, Jim	2	15	0	13
Zwilling, Zach	2	13	0	7
Maxwell, Ted	2	12	0	7
Hefner, Micah	1	81	1	81
McCartney, Jason	1	4	0	4
Totals...	22	247	3	81

Punting	No.	Yds	Avg	Long	In20	TB
Frankel, Matt	7	296	42.3	64	2	3
Totals...	7	296	42.3	64	2	3

All Returns	No	Yds	Lg	No	Yds	Lg	No	Yds	Lg
Walker, Delanie	0	0	0	1	29	29	0	0	0
Bouknight, Jim	0	0	0	1	18	18	0	0	0
Race, Greg	0	0	0	0	0	0	1	0	0
Patton, Dustin	0	0	0	1	1	1	0	0	0
Harris, Robert	0	0	0	1	0	0	0	0	0
Totals...	0	0	0	4	48	29	1	0	0

Field Goals

Webb, Spencer 3rd 08:21 32 yds Good


BOLIVAR, Mo. - The Washburn Ichabods scored 42 unanswered points in a 56-21 comeback win over Southwest Baptist at Plaster Stadium Saturday. Washburn trailed 21-14 late in the first half before dominating the second half en route to victory. With the win, Washburn improved to 4-1 and 2-0 in the MIAA.

Washburn suffered an early turnover to lead to an SBU touchdown just over a minute into the game on Rony Santil's touchdown reception.

Grant Gould turned the tables on the Bearcats by running in a interception return 26 yards for a touchdown minutes later.

The two squads traded scores the rest of the half, including a 7-yard scoring grab by Cason Lehman and a 12-yard grab by Mike Odupitan with 26 seconds left in the half on passes by Jordan Brill. The squads were deadlocked at 21 at the break before Washburn erupted.

The Ichabods owned the second half and went up for good on Jake Lebahn's 47-yard touchdown reception from Brill at 11:13 left in the third quarter. Lebahn added another touchdown on a blocked punt return at 9:01 in the



quarter.

Trent Hearn capped the scoring in the third on a 25-yard touchdown run before Ra'Shawn

Mosley added a 15 yard score and Rashawn Bland added a 1-yard run in the fourth quarter to give Washburn a 35-0 margin in the second half.

Mosley led Washburn with 72 yards rushing, while A.J. Patterson and Hearn added 70 and 63 yards respectively. Patterson had a 53 yard run late in the game for

the day. Brill finished with 187 yards and three touchdowns on 10 of 17 passing.

Gould finished with 12 tackles, including three for loss to go along with his interception return for a score. Henry Talley was the other Ichabod in double figures with 10 tackles. Josh Looney and Fletcher Terrell added interceptions in the win.

Score by Quarters

Washburn	7	14	21	14	56
Southwest Baptist	7	14	0	0	21

Scoring Summary

1st Quarter

SBU 13:59	Santil, Rony	8 yd pass from Clardy, Robert
	Smith, Ryan	kick
WU 09:37	Gould, Grant	26 yd interception return
	Sabel, Connor	kick

2nd Quarter

SBU 12:47	Clardy, Robert	7 yd run
	Smith, Ryan	kick
WU 04:18	Lehman, Cason	7 yd pass from Brill, Jordan
	Sabel, Connor	kick
SBU 02:00	Clardy, Robert	1 yd run
	Smith, Ryan	kick
WU 00:26	Odupitan, Mike	12 yd pass from Brill, Jordan
	Sabel, Connor	kick

3rd Quarter

WU 11:13	Lebahn, Jake	47 yd pass from Brill, Jordan
	Sabel, Connor	kick
WU 09:01	Lebahn, Jake	15 yd blocked punt return
	Sabel, Connor	kick
WU 04:46	Hearn, Trent	25 yd run
	Sabel, Connor	kick

4th Quarter

WU 14:03	Mosley, Ra'Shawn	15 yd run
	Sabel, Connor	kick
WU 05:30	Bland, Rawshawn	1 yd run
	Sabel, Connor	kick

Team Stats

	WU	SBU
FIRST DOWNS	22	20
Rushing	11	15
Passing	7	3
Penalty	4	2
NET YARDS RUSHING	247	248
Rushing Attempts	39	62
Average Per Rush	6.3	4.0
Yards Gained Rushing	268	290
NET YARDS PASSING	196	92
Completions-Attempts-Int	11-19-1	13-18-3
Average Per Attempt	10.3	5.1
TOTAL OFFENSE YARDS	443	340
Total offense plays	58	80
Average Gain Per Play	7.6	4.2
Fumbles: Number-Lost	0-0	1-0
Penalties: Number-Yards	11-88	8-117
PUNTS-YARDS	4-169	4-106
Average Yards Per Punt	42.2	26.5
Net Yards Per Punt	30.5	15.0
KICKOFFS-YARDS	9-436	4-260
Average Yards Per Kickoff	48.4	65.0
Punt returns: Number-Yards-TD	3-46-1	3-47-0
Average Per Return	15.3	15.7
Kickoff returns: Number-Yards-TD	3-58-0	9-137-0
Average Per Return	19.3	15.2
Interceptions: Number-Yards-TD	3-38-1	1-22-0
Fumble Returns: Number-Yards-TD	0-0-0	0-0-0
Miscellaneous Yards	0	0
Possession Time	24:01	35:59
Third-Down Conversions	1 of 7	6 of 15
Fourth-Down Conversions	0 of 0	1 of 4
Red-Zone Scores-Chances	4-4	3-3
Sacks By: Number-Yards	2-24	2-17
PAT Kicks	8-8	3-3
Field Goals	0-1	0-0

Washburn Southwest Baptist 56 21

Sept. 24, 2005 • Bolivar, Mo.
Plaster Stadium • Attendance: 1,938

Washburn

Rushing	No	Gain	Loss	Net	TD	Lg	Avg
Mosley, Ra'Shawn	10	72	0	72	1	15	7.2
Patterson, A.J.	6	70	0	70	0	53	11.7
Hearn, Trent	10	66	3	63	1	25	6.3
Walker, Brandon	8	51	18	33	0	16	4.1
Brill, Jordan	2	4	0	4	0	4	2.0
Mangino, Tommy	1	2	0	2	0	2	2.0
Odupitan, Mike	1	2	0	2	0	2	2.0
Bland, Rawshawn	1	1	0	1	1	1	1.0
Totals...	39	268	21	247	3	53	6.3

Passing	Att-Cmp-Int	Yds	TD	Long	Sack
Brill, Jordan	17-10-1	187	3	47	0
Mangino, Tommy	2-1-0	9	0	9	0
Walker, Brandon	0-0-0	0	0	0	2
Totals...	19-11-1	196	3	47	2

Receiving	No.	Yds	TD	Long
Lehman, Cason	4	47	1	16
Odupitan, Mike	3	74	1	35
Lebahn, Jake	2	56	1	47
Bland, Rawshawn	1	12	0	12
Walker, Brandon	1	7	0	7
Totals...	11	196	3	47

Punting	No.	Yds	Avg	Long	In20	TB
Massey, Curtis	4	169	42.2	52	2	0
Totals...	4	169	42.2	52	2	0

All Returns	No	Yds	Lg	No	Yds	Lg	No	Yds	Lg
Odupitan, Mike	0	0	0	1	29	29	0	0	0
Lebahn, Jake	0	15	15	0	0	0	0	0	0
Tetuan, Jarod	0	0	0	2	29	17	0	0	0
Gould, Grant	0	0	0	0	0	0	1	26	26
Looney, Josh	0	0	0	0	0	0	1	4	4
Terrell, Fletcher	0	0	0	0	0	0	1	8	8
Brown, Chris	1	10	0	0	0	0	0	0	0
Mosley, Ra'Shawn	2	21	15	0	0	0	0	0	0
Totals...	3	46	15	3	58	29	3	38	26

Field Goals

Sabel, Connor	1st	03:57	43 yds	Missed
---------------	-----	-------	--------	--------

Southwest Baptist

Rushing	No	Gain	Loss	Net	TD	Lg	Avg
Nicholson, Moine	21	103	4	99	0	21	4.7
Valenzuela, Hect	15	63	1	62	0	11	4.1
Clardy, Robert	18	84	30	54	2	27	3.0
Randle, Matthew	2	24	0	24	0	19	12.0
Jefferies, Mauri	3	8	2	6	0	5	2.0
Windham, LaMarcu	1	5	0	5	0	5	5.0
Smart, Nick	2	3	5	-2	0	3	-1.0
Totals...	62	290	42	248	2	27	4.0

Passing	Att-Cmp-Int	Yds	TD	Long	Sack
Clardy, Robert	18-13-3	92	1	16	2
Totals...	18-13-3	92	1	16	2

Receiving	No.	Yds	TD	Long
Windham, LaMarcu	5	35	0	16
Santil, Rony	4	31	1	12
Smart, Nick	2	16	0	9
Nicholson, Moine	2	10	0	6
Totals...	13	92	1	16

Punting	No.	Yds	Avg	Long	In20	TB
Bowers, Tim	3	106	35.3	50	0	0
TEAM	1	0	0.0	0	0	0
Totals...	4	106	26.5	50	0	0

All Returns	No	Yds	Lg	No	Yds	Lg	No	Yds	Lg
Windham, LaMarcu	1	36	36	0	0	0	0	0	0
Maiwelmal, Joey	0	0	0	1	4	4	0	0	0
Dunn, Nathan	0	0	0	1	11	11	0	0	0
Parrish, Darcy	0	0	0	1	3	3	0	0	0
Grant, Frank	0	0	0	3	47	28	0	0	0
King, Clint	0	0	0	0	0	0	1	22	22
Rogers, David	0	0	0	1	7	7	0	0	0
Jefferies, Mauri	2	11	10	2	65	36	0	0	0
Totals...	3	47	36	9	137	36	1	22	22

Field Goals

none


TOPEKA - The Washburn Ichabods snapped a 25-game losing streak while topping the No. 4 ranked Pittsburg State Gorillas in a 35-34 overtime win. With the win, the Ichabods improved to 5-1 and 3-0 in the MIAA and the Gorillas dropped to 4-2, 3-1 in conference play. The win was the first for the Ichabods over the Gorillas since Oct. 4, 1980 in Topeka in a 38-36 win.

The Ichabods won the opening toss and jumped on the board with an eight-play, 80-yard drive as Trent Hearn would score on a 3-yard touchdown run. It would be the first of three touchdown rushes for Hearn as he would finish the day with 162 yards on 30 carries. He rushed for all 25 yards on the Ichabods' overtime drive.

After the Ichabods took the early lead, Washburn would add another touchdown as Jordan Brill hooked up with Jake Lebahn on a 24-yard strike capping an eight-play, 95-yard drive. The Ichabods would add another as Hearn had a 22-yard scamper after PSU's Andy Majors was picked off by Calvin Stuckey at the Washburn 12 and he returned it 55 yards to the Pitt State 33.

On the next Pitt State drive, they would score on a Germaine Race 26-yard run. On the ensuing kickoff, Fletcher Terrell ran back his second kickoff of the season as he returned the kickoff 83 yards for a score to push the Ichabod lead back to 28-7 heading into the break.

In the second half, the Gorillas took the first drive of the third quarter and marched 65 yards in five plays to cut the Ichabod lead to 28-14. On the ensuing kickoff, the Ichabods would fumble and the Gorillas would take possession back at the Washburn 16. However, four plays into the drive, the



Ichabods' Mike Gonzalez would force a fumble at the Washburn 6 and recover the ball at the Washburn 13 to end the Gorillas' scoring threat.

The Gorillas would score on a 12-play, 93 yard drive cutting the lead to 28-21. After trading possessions and a missed field goal by the Ichabods, the Gorillas would drive 80 yards to tie the score at 28 with 32 seconds remaining.

The Ichabods won the overtime toss and elected to be on defense first. The Gorillas scored in three plays as Race rushed for two yards, however the extra point attempt by Nathan Alleman missed, sailing to the right.

The Ichabods took over at the Pitt State 25. Hearn rushed three straight times for the

Ichabods on carries of 6, 12, and 7 yards for the touchdown.

After a Gorilla time out, Connor Sabel's extra point was perfect through the uprights giving the Ichabods its highest win over a nationally ranked opponent since joining the NCAA ranks, improving them to 4-31 since joining Division II.

Hearn averaged 5.4 yards per carry while racking up the 162 yards, his most since rushing for 175 against Missouri-Rolla as a freshman. Ra'Shawn Mosley had 36 yards on the ground as the Ichabods rushed for 217 as a team.

Brill passed for 205 yards with 70 receiving yards going to Cason Lehman and Mike Odupitan.

Mike Gonzalez had a career-high 18 tackles to lead the Ichabod defense. He capped the day with two forced fumbles and two fumble recoveries. Jarod Tetuan had 12 tackles with a forced fumble and Aaron Neal and Grant Gould each had 10 tackles.

Score by Quarters

Pittsburg State	0	7	7	14	6	34
Washburn	14	14	0	0	7	35

Scoring Summary

1st Quarter

WU	12:01	Hearn, Trent	3 yd run
		Sabel, Connor	kick
WU	07:20	Lebahn, Jake	24 yd pass from Brill, Jordan
		Sabel, Connor	kick

2nd Quarter

WU	12:25	Hearn, Trent	22 yd run
		Sabel, Connor	kick
PSU	08:36	Race, Germaine	26 yd run
		Alleman, Nathan	kick
WU	08:23	Terrell, Fletcher	83 yd kickoff return
		Sabel, Connor	kick

3rd Quarter

PSU	12:54	Twito, Brandon	7 yd pass from Majors, Andy
		Alleman, Nathan	kick

4th Quarter

PSU	14:16	Race, Germaine	9 yd run
		Alleman, Nathan	kick
PSU	00:32	Pray, Bryan	16 yd pass from Majors, Andy
		Alleman, Nathan	kick
	10-80	3:17	28

Overtime

PSU	15:00	Race, Germaine	2 yd run
		Alleman, Nathan	kick failed
WU	15:00	Hearn, Trent	7 yd run
		Sabel, Connor	kick

Team Stats

	PSU	WU
FIRST DOWNS	34	22
Rushing	18	10
Passing	14	10
Penalty	2	2
NET YARDS RUSHING	305	217
Rushing Attempts	55	44
Average Per Rush	5.5	4.9
Yards Gained Rushing	324	233
Yards Lost Rushing	19	16
NET YARDS PASSING	212	219
Completions-Attempts-Int	16-31-2	15-24-3
Average Per Completion	13.2	14.6
TOTAL OFFENSE YARDS	517	436
Total offense plays	86	68
Average Gain Per Play	6.0	6.4
Fumbles: Number-Lost	3-3	4-3
Penalties: Number-Yards	7-44	6-45
PUNTS-YARDS	4-172	3-82
Average Yards Per Punt	43.0	27.3
Net Yards Per Punt	36.5	25.0
KICKOFFS-YARDS	5-275	5-280
Average Yards Per Kickoff	55.0	56.0
Punt returns: Number-Yards-TD	2-7-0	3-26-0
Average Per Return	3.5	8.7
Kickoff returns: Number-Yds-TD	3-60-0	4-119-1
Average Per Return	20.0	29.8
Interceptions: Number-Yds-TD	3-20-0	2-55-0
Fumble Returns: Number-Yds-TD	0-0-0	0-0-0
Miscellaneous Yards	0	0
Possession Time	28:59	31:01
Third-Down Conversions	9 of 16	6 of 12
Fourth-Down Conversions	2 of 2	0 of 0
Red-Zone Scores-Chances	3-6	1-3
Sacks By: Number-Yards	2-11	1-3
PAT Kicks	4-5	5-5
Field Goals	0-1	0-1

No. 4 Pittsburg State 34 Washburn 35

Oct. 1, 2005 • Topeka, Kan.
Yager Stadium • Attendance: 6,498

Washburn							
Rushing	No	Gain	Loss	Net	TD	Lg	Avg
Hearn, Trent	30	166	4	162	3	39	5.4
Mosley, Ra'Shawn	6	36	0	36	0	11	6.0
Walker, Brandon	3	17	0	17	0	8	5.7
Odupitan, Mike	1	9	0	9	0	9	9.0
TM-Ichabods	1	0	1	-1	0	0	-1.0
Brill, Jordan	3	5	11	-6	0	5	-2.0
Totals...	44	233	16	217	3	39	4.9

Passing	Att	Cmp	Int	Yds	TD	Long	Sack
Brill, Jordan	23	14	3	205	1	36	2
Walker, Brandon	1	1	0	14	0	14	0
Totals...	24	15	3	219	1	36	2

Receiving	No.	Yds	TD	Long
Lehman, Cason	5	70	0	22
Odupitan, Mike	4	70	0	36
Lebahn, Jake	2	51	1	27
Gardiner, Aaron	1	12	0	12
Hearn, Trent	1	10	0	10
Scott, Jeff	1	9	0	9
Mosley, Ra'Shawn	1	-3	0	0
Totals...	15	219	1	36

Punting	No.	Yds	Avg	Long	In20	TB
Massey, Curtis	2	82	41.0	44	2	0
TM-Ichabods	1	0	0.0	0	0	0
Totals...	3	82	27.3	44	2	0

Punts							
Kickoffs							
Intercepts							
All Returns	No	Yds	Lg	No	Yds	Lg	No
Odupitan, Mike	0	0	0	3	36	15	0
Mosley, Ra'Shawn	1	-2	0	0	0	0	0
Stuckey, Calvin	0	0	0	0	0	1	55
Bull, Nick	0	0	0	0	0	1	0
Terrell, Fletcher	0	0	0	1	83	83	0
Tetuan, Jarod	2	28	20	0	0	0	0
Totals...	3	26	20	4	119	83	2

Field Goals			
Sabel, Connor	4th	03:49	27 yds Missed

Pittsburg State							
Rushing	No	Gain	Loss	Net	TD	Lg	Avg
Race, Germaine	27	158	8	150	3	26	5.6
Majors, Andy	19	135	8	127	0	37	6.7
Taylor, Joe	7	18	0	18	0	8	2.6
Pray, Bryan	1	13	0	13	0	13	13.0
TEAM	1	0	3	-3	0	0	-3.0
Totals...	55	324	19	305	3	37	5.5

Passing	Att	Cmp	Int	Yds	TD	Long	Sack
Majors, Andy	30	16	2	212	2	19	1
TEAM	1	0	0	0	0	0	0
Totals...	31	16	2	212	2	19	1

Receiving	No.	Yds	TD	Long
Curran, Pierce	6	86	0	18
Clawson, Eric	4	53	0	15
Pray, Bryan	3	40	1	19
Twito, Brandon	2	22	1	15
Taylor, Joe	1	11	0	11
Totals...	16	212	2	19

Punting	No.	Yds	Avg	Long	In20	TB
Stephenson, Grant	3	127	42.3	54	1	0
Majors, Andy	1	45	45.0	45	1	0
Totals...	4	172	43.0	54	2	0

Punts							
Kickoffs							
Intercepts							
All Returns	No	Yds	Lg	No	Yds	Lg	No
Pray, Bryan	1	1	1	2	48	33	0
Dellasega, Nick	0	0	0	0	0	1	11
Sauber, Matt	0	0	0	0	0	1	9
Cartwright, Austin	1	6	0	0	0	0	0
Northern, Jason	0	0	0	1	12	12	0
Shamblin, Brett	0	0	0	0	0	1	0
Totals...	2	7	1	3	60	33	3

Field Goals			
Alleman, Nathan	2nd	00:14	32 yds Missed