

No. 13 Washburn (6-1, 4-0 MIAA)

vs

Truman (1-6, 0-5 MIAA)

Oct. 15, 2005 • Yager Stadium (7,200)
Topeka, Kan. • 1:00 p.m.



Fast Facts

Radio

AM580 WIBW with Bruce Steinbrock (play-by-play), Mark Elliott (color) and Jamie Overocker (sideline)

Coaches

Craig Schurig is 22-19 in his fourth season at Washburn. He is 16-15 against the MIAA. He is 2-1 against Truman. Schurig is a 1987 graduate of the School of Mines.

Shannon Currier is in his second season at Truman. He is 3-15 at Truman. He has a career coaching record of 35-27

Tickets

Tickets for Washburn home games are available by calling the Washburn ticket office at (785) 670-BODS (2637).

Sports Information Contacts

Washburn

Football Contact: Gene Cassell

Email: gene.cassell@washburn.edu

Phone: (785) 670-1791

Yager Stadium Press Box: (785) 670-1563

Internet Address: www.wusports.com

Truman

Football Contact: Daniel Newton

Email: dnewton@truman.edu

Office Phone: (660) 785-7776

SID Fax: (660) 785-7475

Ichabods vs Bulldogs

The Game . . .

The No. 13 Ichabods (6-1, 4-0 MIAA) return to Yager Stadium for Homecoming as they take on the Truman Bulldogs (1-6, 0-5 MIAA). The Ichabods are coming off a 31-28 win over then-No. 5 Northwest Missouri. The Bearcats were the second top-five opponent the Ichabods had topped after beating then-No. 4 Pittsburg State on Oct. 1. Truman enters the game coming off a 41-12 loss to Emporia State last time out. The Ichabods enter the game ranked No. 13 in both the D2football.com and the NFCA Coaches polls. The Ichabods were also ranked as the No. 1 team in the Southwest Regional Poll that was released earlier this week.

Ichabods on Radio . . .

The game will be broadcast live on AM 580 WIBW - the new home of the Ichabods and Lady Blues. The game can also be heard on the internet at www.wusports.com by following the "Listen to the Game" links. Bruce Steinbrock will be the play-by-play voice of the Ichabods and former WU quarterback Mark Elliott will be the color analyst. Jamie Overocker will provide sideline reports. Join the WIBW broadcast team and Ichabod head coach Craig Schurig at 6:30 p.m. on Thursdays at Skinny's Sports Bar and Grille in the Huntoon Shopping Plaza for the Washburn Coaches Show.

The Coaches . . .

Washburn head football coach Craig Schurig was named head coach of the Ichabod football program Dec. 28, 2001. Schurig is 22-19 (.537) in his fourth season as the Ichabod head coach and he is 16-15 against the MIAA.

In only three seasons as the Ichabods' head coach, Schurig has led the Washburn football program to a new level with a school-best finish in the MIAA, their first winning season since 1999 and their first postseason win since 1986 with a 36-33 win over Northern State in the 2004 Mineral Water Bowl.

The Ichabods finished the 2004 season with an 8-4 record as Washburn has improved five victories in the win column since Schurig's first season at the helm.

Truman head coach Shannon Currier is 3-15 in his second season in charge of the Bulldogs. Currier has a career coaching record of 35-27. Prior to coming to Truman, he was the head coach at Concordia-St. Paul. As a Golden Bear, he went 32-12 in four seasons. His teams were nationally ranked every season from 2001 to 2003 and they won the Northern Sun title in his final season at the school. Currier is 0-1 all-time against Washburn

Ichabods last time out . . .

The Ichabods last time out - No. 25 Washburn 31, No. 5 Northwest Missouri 28 • Oct. 8, 2005: MARYVILLE, Mo. - The Washburn Ichabods' Connor Sabel connected on 23-yard field goal with :04 seconds remaining as Washburn knocked off its second top-five team in a week with a 31-28 win over No. 5 Northwest Missouri. The win lifted the Ichabods to 6-1 overall and alone into first place in the MIAA with a perfect 4-0 record. The loss dropped the

2005 MIAA Standings

MIAA Overall

	WU (13).....	4-0 .	6-1
	NWMSU (21)....	4-1.	5-2
	PSU (20)	3-1.	5-2
	MWSC	3-2.	5-2
	CMSU.....	2-2.	4-2
	ESU.....	2-2.	3-3
	MSSU	2-3.	3-4
	SBU	0-4.	2-5
	TSU.....	0-5.	1-6

Recent Results

Saturday, October 8

*WU 31 @ NWMSU 28 Final

*CMSU 45 @ SBU 7 Final

*MSSU 6 @ MWSU 39 Final

Oklahoma Panhandle State 0 @ PSU 70 Final, (HC)

*ESU 41 @ TSU 12 Final

Upcoming Schedule

Saturday, October 15

*MWSU @ ESU..... 1 p.m.

*TSU @ WU (HC)..... 1 p.m.

*MSSU @ CMSU (HC)..... 1:30 p.m.

*PSU @ SBU..... 1:30 p.m.

Saturday, October 22

*WU @ ESU (HC)..... 1 p.m.

*CMSU @ NWMSU (HC)..... 1:30 p.m.

*SBU @ MWSU (HC)..... 2 p.m.

*PSU @ TSU (HC)..... 2 p.m.

Saturday, October 29

*CMSU @ ESU..... 1 p.m.

MWSU @ St. Cloud (Minn.) State..... 1 p.m.

*MSSU @ WU..... 1 p.m.

*NWMSU vs. PSU @ Kansas City, Mo..... 2 p.m.

*TSU @ SBU (HC)..... 2 p.m.

Saturday, November 5

TSU @ Oklahoma Panhandle State..... 12 noon

*SBU @ NWMSU..... 1 p.m.

*PSU @ CMSU..... 1:30 p.m.

*ESU @ MSSU..... 2 p.m.

*WU @ MWSU..... 2 p.m.

Saturday, November 12

NCAA Division II Playoffs

Bearcats to 4-1 in the MIAA and 5-2 overall. The win snapped an 10-game losing streak to the Bearcats and ended their 12-game home winning streak in the process.

Northwest Missouri scored first with a 19-yard field goal after a massive defensive stand to start the game by the Ichabods. After a mishandled snap on a punt, the Bearcats recovered the football at the Ichabod 8 yard line. But the Ichabods defense held and forced the Bearcat field goal. It was the first time the Bearcats scored first in a game this season and did not win.

After the teams traded drives, the Ichabods forced a punt by the Bearcats, but Fletcher Terrell would pick up the first of his two blocked punts on the afternoon and the Ichabods recovered the ball at the Northwest 12 yard line. Two plays later, Trent Hearn scored on a 7-yard run. Hearn would go on to score three rushing touchdowns on the afternoon.

On the Bearcats' next drive, Northwest would drive down to the Ichabod two yard line, but Washburn's Cody Huenefeld would pick off a tipped ball for the interception ending the scoring chance for the Bearcats.

The Ichabods converted the turnover into seven points and they would go on a 17-play, 94-yard drive covering 8:58 on the clock to push themselves to a 14-3 lead. The Bearcats added a field goal with under two minutes on the clock and the Ichabods took a 14-6 lead into the break.

After trading drives, the Bearcats opened the scoring in the second half cutting the Washburn lead to 14-13. Northwest added another touchdown with 44 seconds remaining in the half to lead 21-14 heading into the fourth quarter.

On the Ichabods opening drive of the fourth quarter, Jordan Brill hooked up with Mike Odupitan for a 17-yard touchdown pass and tie the score with the extra point knotting the scoreboard at 21.

After Terrell blocked his second punt of the afternoon, the Ichabods covered 37-yards in five plays as Hearn scored from 3 yards out to push Washburn in front 28-21 with 6:23 to play in the game.

The Ichabods and the Bearcats traded punts and the Bearcats Xavier Omon

Ichabod head coach Craig Schurig

A new era in Washburn football began when Craig Schurig was named head coach of the Ichabod football program Dec. 28, 2001.

In only three seasons as the Ichabods' head coach, Schurig has led the Washburn football program to a new level with a school-best finish in the MIAA, their first winning season since 1999 and their first postseason win since 1986 with a 36-33 win over Northern State in the 2004 Mineral Water Bowl.

The Ichabods finished the 2004 season with an 8-4 record as Washburn has improved five victories in the win column since Schurig's first season at the helm.

After coaching for nearly a decade in a winning program, Schurig has brought the knowledge of success, a winning attitude and a new intensity to the Ichabod football program.

In his three seasons at Washburn, the Ichabods have had two MIAA Freshman of the Year and 27 players receive All-MIAA honors. He has been equally on task with players in the classroom with 40 Ichabods named to the MIAA Commissioner's Academic Honor Roll, including two Academic All-Americans.

While under Schurig, the Ichabod football pro-

gram has also seen sweeping changes in facilities with the improvements to Yager Stadium and equipment upgrades in the weight room.

While on the Pittsburg State coaching staff, Schurig was a part of an NCAA national finalist squad in 1995, four MIAA Championship teams and eight NCAA Division II playoff teams. He helped guide one of the top defenses in Division II including the top-ranked defensive squad in 1999.

Prior to working with the defensive backs, he worked three seasons with the Gorillas' tight ends.

Before arriving at Pittsburg State, Schurig spent the 1992 season as a volunteer assistant coach at his alma mater, Colorado School of Mines joining the Gorillas in 1993.

Schurig, a Willingboro, N.J., native, was a four-year letterman as a defensive back at Colorado Mines and was selected team captain as a senior. He earned second-team All-Rocky Mountain Athletic Conference honors as a senior. He graduated in 1987 with a bachelor's degree in petroleum engineering.

Schurig earned a master's degree in physical education at Pittsburg State in 1996. Craig and his wife, Louisa, have a daughter, Samantha, and two sons, Mitchell and Michael.

About the Bulldogs



General Information

Name: Truman State University
Location: Kirksville, Mo.
Founded: 1867
Enrollment: 6,000
Affiliation: NCAA II
Conference: MIAA
Nickname: Bulldogs
Colors: Purple and White
President: Dr. Barbara Dixon
Athletics Director: Jerry Wollmering
Stadium: Stokes Stadium
Playing Surface: Grass

Coaching Staff

Head Coach:

Shannon Currier
(Hamline, 1993)

Record at TSU:

3-15 (2nd)

Overall Record:

35-26 (6 years)

Assistant Coaches:

Scott Strohmeier (Assoc. head coach/
 Offensive Coordinator)
 Aaron Rasset (Defensive coordinator)
 Charlie Flohr (Wide receivers)
 Daric Riley (Defensive backs/special teams)
 Wallie Kuchinski (Defensive line)
 Mike Harris (Offensive line)

Best time to reach Currier:

Mornings

Football Office Phone:

(660) 785-4252

2005 Schedule

Date	Opponent	Time
Aug. 27	No. 13 Winona State	W 21-16
Sept. 3	at No. 20 South Dakota	L 24-63
Sept. 10	at No. 13 Northwest Missouri*	L 0-17
Sept. 17	at Central Missouri*	L 17-69
Sept. 24	Missouri Western*	L 2-24
Oct. 1	at Missouri Southern*	L 17-41
Oct. 8	Emporia State*	L 12-41
Oct. 15	at Washburn*	1 p.m.
Oct. 22	Pittsburg State*	2 p.m.
Oct. 29	at Southwest Baptist*	1:30 p.m.
Nov. 5	at Panhandle State*	noon

rushed 11-yard to tie the score with the extra point, the Bearcats again tied the score at 28 with 1:31 to go in the game setting up the Ichabods winning drive.

After taking possession at their own 20 with 1:31 left, Brill hit Hearn for an 11-yard gain. After an incomplete pass, Brill fired and hit Odupitan for a 26-yard pick up to the Northwest 43. After a false start and a Hearn gain of 3 yards, Brill hit Aaron Gardiner for 3 more yards then hit Gardiner again after a time out for 24 yards to put the ball on the Northwest 18. After a delay of game penalty, and no time outs, Brill hit a diving Cason Lehman for 18 more yards putting the ball at the Bearcat 6 yard line. After the Ichabods down the ball to stop the clock, Northwest called a timeout before Sabel's game-winning kick through the uprights with :04 seconds left.

On the Ichabod kickoff, the Bearcats downed the ball and their last second pass was knocked down, ending the game and the 10-game losing streak to the Bearcats for the Ichabods.

Hearn finished the day with 107 yards on 33 carries with three touchdowns. Brill was 21 of 31 for 261 yards and the one touchdown pass to Odupitan, who had six catches for 105 yards.

On defense, the Ichabods were led by Mike Gonzalez, who recorded nine tackles, including seven solo stops and two tackles for loss. Jarod Tetuan, starting at free safety for the second straight week and Grant Gould each had eight tackles.

The Ichabods also had interceptions by Huenefeld and Aaron Neal.

About the Opponent . . . last time out

KIRKSVILLE, Mo. - A dominant Hornet defense sparked the team in the first-half and led the Emporia State football team to a 41-12 victory over Truman on Saturday afternoon in Kirksville, Mo.

The game was pretty much decided in the first 30 minutes of play. Emporia State's defense gave up almost nothing to the Bulldog offense in the first-half. The Hornets allowed just 112 yards of total offense in the first-half, with 74 of those yards coming in one drive. Truman had six possessions in the half and in four of those drives it went three-and-out.

The time of possession caught up with the Truman defense late in the half. After being on the field for most of the first-half, the defense allowed Emporia State to score 17 points in the final 3:17 of the half to give the Hornets a commanding 24-0 halftime lead. The spurt started after a short field goal kick by Truman was blocked, giving Emporia State the ball near midfield. The Hornets used a strong

Series games with Truman - Bulldogs lead series 19-5

	1958	L	13-26		O10	1998	L	28-38	Kirksville
	1959	L	0-6		N6	1999	W	52-18	Topeka
	1960	L	12-39		N4	2000	L	42-45	Kirksville
S22	1961	L	9-27	Topeka	O6	2001	L	26-27	Topeka
S22	1962	L	0-39	Kirksville	O12	2002	W	26-21	Kirksville
S21	1963	W	7-6	Topeka	S27	2003	L	6-12	Topeka
S16	1989	W	21-3	Topeka	S18	2004	W	62-0	Kirksville
S15	1990	L	17-44	Topeka					
S21	1991	L	7-14	Topeka					
S19	1992	L	8-42	Kirksville					
O16	1993	L	0-34	Topeka					
O15	1994	L	31-50	Kirksville					
S23	1995	L	17-41	Topeka					
S28	1996	L	21-38	Kirksville					
O11	1997	L	7-37	Topeka					

Ichabods last time out vs Truman

running and short passing game to go 56 yards in 10 plays for their second touchdown score. This one came on a six-yard pass from Justin Whitworth to JJ Richard.

In the second-half, Emporia State kicked another field goal in the third and scored a touchdown in the fourth to go up 34-0. Truman's offense was able to move the ball in the second-half, but began to make mistakes. The team turned the ball over on downs three times and threw three interceptions in the final half.

After the game was decided, Truman did put two touchdowns on the board. A 35-yard punt return by Jason Douglas gave Truman the ball on Emporia State's 15-yard line. Jerard Levenson rushed the ball three straight times, finishing it off with a six-yard touchdown rush. Later, after another Emporia State touchdown, Truman's defense forced a fumble to give its offense the ball on the Emporia State 36-yard line. On the very first play, Michael Long found James Walton with a 36-yard touchdown reception.

Truman finished the day with 364 yards of total offense, its highest total of the season. Levenson had 126 rushing yards, the fifth 100-yard rushing game of his career, and his touchdown run was the 17 score of his career. Long threw for 237 yards and one touchdown. However, he was just 18-of-39 throwing the ball with three picks. Both Walton and James Perry had six catches. Walton had 85 receiving yards and Perry finished with 72.

Darryl Reddick had a big day for the defense, with eight tackles and one sacks. The team's one turnover came when Jesse Cooper fell on a fumble that was forced by Donald Stevenson.

Series Notes . . .

Today's meeting is the 23rd in the series. Truman leads the all-time series 17-5. The Ichabods' win over the Bulldogs in 2002 gave head coach Craig Schurig his first collegiate win. The Ichabods have won two of the last three meetings and three of the last six overall.

Last Meeting with Truman . . .

The Washburn Ichabods pounded Truman State 62-0 at Stokes Stadium in Kirksville. The Ichabods scored 48 first half

Washburn
62
Truman
0
September 18, Kirksville, Mo. • Stokes Stadium
Attendance: 2,500

Washburn

Rushing	No	Gain	Loss	Net	TD	Lg	Avg
Mosley,Ra'Shawn	17	105	1	104	2	23	6.1
Hearn,Trent	12	69	0	69	0	13	5.8
Schuerman,Tyler	7	61	7	54	2	31	7.7
Tetuan,Jarod	4	21	0	21	0	17	5.2
McCann,Chris	5	11	2	9	0	4	1.8
Odupitan,Mike	1	8	0	8	0	8	8.0
Bland,Rawshaw	4	11	5	6	0	6	1.5
Totals	50	286	15	271	4	31	5.4

Passing	Att	Cmp	Int	Yds	TD	Long	Sack
Schuerman,Tyler	25	15	1	196	4	32	0
Brill,Jordan	7	6	0	86	1	36	0
Ichabods	1	0	0	0	0	0	0
Totals	33	21	1	282	5	36	0

Receiving	No.	Yds	TD	Long
Odupitan,Mike	8	121	1	32
Sissom,Sam	3	35	2	12
Hickel,Dustin	2	54	1	36
Lehman,Cason	2	27	1	14
Bland,Rawshaw	1	12	0	12
McCann,Chris	1	10	0	10
Hoytal,John	1	9	0	9
Mosley,Ra'Shawn	1	8	0	8
Tetuan,Jarod	1	5	0	5
Mcclendon,Terre	1	1	0	1
Totals	21	282	5	36

Punting	No.	Yds	Avg	Long	In20
Massey,Curtis	3	114	38.0	42	1
Totals	3	114	38.0	42	1

All Returns	No	Yds	Lg	No	Yds	Lg	No	Yds	Lg
Sissom,Sam	1	10	10	0	0	0	0	0	0
Tetuan,Jarod	3	88	48	1	16	16	0	0	0
Beck,Erin	0	0	0	0	0	0	1	0	0
Meyer,Blake	0	0	0	0	0	0	1	5	5
Totals	4	98	48	1	16	16	2	5	5

Field Goals					
Sabel,Connor	3rd	10:33	42 yds		Missed
Sabel,Connor	3rd	02:30	27 yds		Missed

Truman

Rushing	No	Gain	Loss	Net	TD	Lg	Avg
Duffy,Jonathan	10	46	22	24	0	18	2.4
Pott,Max	7	18	0	18	0	6	2.6
Patnode,Michael	4	18	0	18	0	9	4.5
Norland,Grant	1	5	0	5	0	5	5.0
Douglas,Jason	1	2	0	2	0	2	2.0
Levenson,Jerard	1	0	0	0	0	0	0.0
Totals	24	89	22	67	0	18	2.8

Passing	Att	Cmp	Int	Yds	TD	Long	Sack
Duffy,Jonathan	20	6	0	44	0	22	3
Norland,Grant	13	6	2	45	0	19	0
Totals	33	12	2	89	0	22	3

Receiving	No.	Yds	TD	Long
Amundson,Jeff	5	35	0	19
Patnode,Michael	3	20	0	10
Weber,A.J.	2	26	0	22
Walton,James	1	5	0	5
Perry,James	1	3	0	3
Totals	12	89	0	22

Punting	No.	Yds	Avg	Long	In20
Kamphoefner,M.	10	331	33.1	48	1
Totals	10	331	33.1	48	1

All Returns	No	Yds	Lg	No	Yds	Lg	No	Yds	Lg
Amundson,Jeff	0	0	0	2	19	10	0	0	0
Walton,James	0	0	0	2	24	14	0	0	0

Score by Quarters

Washburn	14	34	7	7	-	62
Truman	0	0	0	0	-	0

Scoring Summary

1st

WU Schuerman,Tyler 31 yd run, Sabel,Connor kick

WU Schuerman,Tyler 1 yd run, Sabel,Connor kick

2nd

WU Sissom,Sam 12 yd pass from Schuerman,Tyler

Sabel,Connor kick

WU Mosley,Ra'Shawn 2 yd run, Sabel,Connor kick

WU Mosley,Ra'Shawn 7 yd run, Sabel,Connor kick

WU Lehman,Cason 14 yd pass from Schuerman,Tyler

Sabel,Connor kick

WU Sissom,Sam 12 yd pass from Schuerman,Tyler

Sabel,Connor kick failed

3rd

WU Odupitan,Mike 21 yd pass from Schuerman,Tyler

Sabel,Connor kick


4th

WU 14:31 Hickel,Dustin 36 yd pass from Brill,Jordan

Sabel,Connor kick

Team Stats

	Washburn	Truman
FIRST DOWNS	29	6
Rushing	9	1
Passing	17	4
Penalty	3	1
NET YARDS RUSHING	271	67
Rushing Attempts	50	24
Average Per Rush	5.4	2.8
Yards Gained Rushing	286	89
Yards Lost Rushing	15	22
NET YARDS PASSING	282	89
Completions-Attempts-Int	21-33-1	12-33-2
Average Per Completion	13.4	7.4
TOTAL OFFENSE YARDS	553	156
Average Gain Per Play	6.7	2.7
Fumbles: Number-Lost	2-1	2-2
Penalties: Number-Yards	9-60	4-57
PUNTS-YARDS	3-114	10-331
Average Yards Per Punt	38.0	33.1
Net Yards Per Punt	38.0	23.3
KICKOFFS-YARDS	9-536	1-62
Average Yards Per Kickoff	59.6	62.0
Punt returns: Number-Yards-TD	4-98-0	0-0-0
Average Per Return	24.5	0.0
Kickoff returns: Number-Yds-TD	1-16-0	6-112-0
Average Per Return	16.0	18.7
Net Yards Per Kickoff	47.1	46.0
Interceptions: Number-Yds-TD	2-5-0	1-0-0
Fumble Returns: Number-Yds-TD	0-0-0	0-0-0
Possession Time	34:46	25:14
Third-Down Conversions	6 of 11	2 of 15
Fourth-Down Conversions	0 of 0	0 of 2
Red-Zone Scores-Chances	6-7	0-0
Sacks By: Number-Yards	3-14	0-0
PAT Kicks	8-9	0-0
Field Goals	0-2	0-0



Topeka since a 52-18 win over Truman on Nov. 5, 1999 - snapping a two-game losing streak.

- be the first time since the 1930 and 1931 seasons any Ichabod football team would have won at least seven games in back to back seasons.

A loss for Washburn would . . .

- drop the Ichabods to 465-532-44 in its football history.
- snap a six-game MIAA winning streak dating back to last season.
- drop the Ichabods to 5-17 all-time against the Bulldogs.
- be the third straight loss to the Bulldogs in Topeka.
- be the Ichabods' first MIAA loss of the season.

A look back at the win over NWMSU -- the win . . .

- lift the Ichabods to 465-531-44 in its football history.
- give the Ichabods a 6-19 all-time record against the Bearcats.
- snap a 10-game losing streak to the Bearcats.
- keep the Ichabods undefeated in MIAA play (4-0)
- would be their sixth straight MIAA win dating back to last season.
- be the first time the Ichabods have won six straight MIAA games.
- be the Ichabods eight MIAA win in their last nine conference games dating back to last season.
- be the first win over the Bearcats in Maryville since Oct. 20, 1990 when the Ichabods won 14-0.

Ichabods in the regional rankings. .

TOPEKA -- The Washburn Ichabods, who topped Northwest Missouri 31-28 on Oct. 8, moved into the No. 1 slot in the Southwest Regional Rankings that were released today by the NCAA. The Ichabods, who were No. 2 in last week's regional ranking, jumped West Texas A&M who won 52-51 in overtime over Eastern New Mexico University Saturday night in Canyon, Texas.

The Ichabods will play host to Truman this weekend in Yager Stadium at 1 p.m. as Washburn celebrates Homecoming.

This week's ranking is only the third time since joining the NCAA the Ichabods have been ranked in the regional rankings. Other than last week, the Ichabods were ranked as the No. 9 team in the region in the Sept. 20, 2000

Ichabods in NCAA Stats

As of Oct. 2 report

Category Leader

Rushing

Trent Hearn - 40th (96.4) 183.6

Pass Efficiency

Jordan Brill - 11th (164.6) 254.9

Total Offense

Jordan Brill - 36nd (235.6) 391.2

Receiving Yards

Mike Odupitan - 45th (79.7) 150.6

Scoring

Trent Hearn - 28th (8.6) 17.1

Kickoff Returns

Fletcher Terrell - 1st (34.4) 34.4

Interceptions

Fletcher Terrell - 31th (0.6) 1.2

Total Tackles

Grant Gould - 18th (10.7) 13.3

Pass Sacks


Grant Gould - 43th (0.7) 2.0

Passes Defended

Fletcher Terrell - 19th (1.6) 2.7

2005 Players of the game -- as selected by Ichabod Coaching Staff

Game	Off. Skill	Def. Skill	Special Teams	Off. Line	Def. Line	Work Team Off.	Work Team Def.	Big Hit
CSM	Sam Sissom, WR	Fletcher Terrell, DB	Connor Sabel, PK Jeff Scott, LS	Dan Schneider, C	Dustin Moyer, DE	David Becker, OL	James Daniels, LB	Rawshawn Bland, FB
WWU	Trent Hearn, RB	Josh Looney, LB	Jarod Tetuan, WR Aaron Gardiner, WR	Jeff Rickard, RG	Trey Lewis, DT	Joe Hastings, WR	Ben Bianchino, DT	Trent Hearn, RB
CMSU	Mike Odupitan, WR	Mike Gonzalez, LB	Fletcher Terrell, KR Connor Sabel, PK	Rudy, Sué, LG	Roy Sims, DT	Dragmeon Powers, WR	Brandon Jackson, DT	Terrell Cobb, LB Jarod Tetuan, WR
CWU	Jordan Brill, QB	Grant Gould, LB	Jeff Scott, TE Jake Lebahn, WR	Rudy Sué, LG	Trey Lewis, DT	Marcus Miller, FB	Zach Watkins, LB	Zach Hemmerling, DT
SBU	Cason Lehman, WR	Grant Gould, LB	Curtis Massey, P Fletcher Terrell, DB	Andy Kavanaugh, RT	Josh Looney, LB	Grant Hajek, OL	Lincoln White, LB	Jim Holland, OL Cody Huenefeld, DE
PSU	Trent Hearn, RB	Mike Gonzalez, LB	Fletcher Terrell, DB Connor Sabel, PK	Jim Holland, RT	The Entire Line	Jeremy Assal, FB	Cary Williams, DB	Fletcher Terrell, Jim Holland, Terrell Cobb
NWMSU	Jordan Brill, QB	Calvin Stuckey, DB	Fletcher Terrell, DB Connor Sabel, PK	Jeff Rickard, RG	Trey Lewis, DT	Heath Shelite, QB	Brandon Jackson, DT	Rawshawn Bland, FB
TSU								
ESU								
MSSU								
MWSU								



regional rankings after starting the season 3-0.

Southwest Regional Ranking (record) Last Week's Ranking

1	Washburn (6-1)	2
2	West Texas A&M (7-0)	1
3	Texas A&M-Kingsville (5-1)	4
4	Tarleton State (5-1)	5
5	Nebraska-Kearney (6-1)	6
6	Northwest Missouri State (5-2)	3
7	Pittsburg State (5-2)	7
8	Missouri Western State (5-2)	9
9	Eastern New Mexico (4-3)	8
10	Central Missouri State (4-2)	12
11	Angelo State (6-1)	10
12	Southeastern Oklahoma State (4-2)	11

Ichabods vs ranked opponents . .

The Ichabods improved to 5-31 vs ranked Division II opponents with their win over No. 4 ranked Pittsburg State on Oct. 1. The win was the highest win over a ranked opponent since the Ichabods joined the D-II ranks. The win over the then No. 14 ranked Colorado Mines in the 2005 opener was the first win over a ranked team on the road for the Ichabods and the win over then No. 5 Northwest Missouri was the Ichabods' highest win over a ranked opponent on the road. The other two wins over a ranked opponents are Emporia State 34-21, when the Hornets were ranked No. 16 in the nation on Nov. 2, 2002. The other win over a ranked opponent was on Oct. 17, 1992 when the Ichabods beat 20th-ranked Central Missouri 13-10 in Topeka.

The Ichabods in the national rankings . .

The Washburn Ichabods climbed to new heights in the latest NFCA Coaches Poll as the were slotted No. 13. It is the highest the Ichabods have been picked in the NFCA Poll. The Ichabods are No. 13 in the D2football.com national poll.

Before the Northwest Missouri game, the Ichabods jumped back into the national rankings in the D2football.com and the AFCA national polls. The Ichabods were ranked No. 24 earlier this season before falling to Central Washington. The Ichabods entered this week's poll ranked No. 25 in the AFCA poll and ranked No. 19 in the D2football.com poll.

Record watch . .


Grant Gould and the tackle charts - both Washburn and NCAA Division II

Senior linebacker Grant Gould, has started 36 games and became Washburn's all-time leading tackler with his 10 tackles against Western Washington. He has 406 career tackles which topped the 349 tackles recorded by Tony Scollieri (1994-97). Gould has already set the school record for assisted tackles (229) for a career and single-season (78) while at Washburn. He has recorded 177 solo tackles in his career, which is second on the solo tackle chart. The record is 196 set by Tony Scollieri. Gould who entered his senior season 10th on the NCAA Division II's all-time tackle list (331) is Division II's active leader and his 406 total tackles has vaulted him into fifth on the all-time NCAA Division II chart. With two more tackles, Gould would become only the fifth person in since the NCAA recognized defensive tackles starting in 2000, to reach 400 tackles. Gould's 177 solo tackles rank him 11th on the NCAA D-II chart.

Fletcher Terrell and the interception charts

MIAA Stat Comparisons

Scoring Offense	G	Points	Avg.
3. Washburn	7	265	37.9
9. Truman	7	93	13.3
Scoring Defense	G	Points	Avg.
6. Washburn	7	196	28.0
8. Truman	7	271	38.7
Rushing Offense	G	Yards	Avg.
6. Washburn	7	1251	178.7
9. Truman	9	494	70.6
Rushing Defense	G	Yards	Avg.
6. Washburn	7	1013	144.7
9. Truman	7	1428	204.0
Passing Offense	G	Yards	Avg.
2. Washburn	7	1738	248.3
8. Truman	7	1202	171.7
Passing Def. Efficiency	G	Yards	Effic.
7. Washburn	7	1693	130.0
8. Truman	7	1739	156.8
Total Offense	G	Yards	Avg.
2. Washburn	7	2989	427.0
9. Truman	7	1696	242.3
Passing Defense	G	Yards	Avg.
7. Washburn	7	1693	241.9
8. Truman	7	1739	248.4
Turnover Margin	G	-/+	Avg.
T4. Washburn	7	+2	+0.29
8. Truman	7	-11	-1.57
Kickoff Returns	G	Yards	Avg.
2. Washburn	7	710	22.9
8. Truman	7	777	18.1
Punting	G	Net Avg.	
6. Truman	7	27.2	
8. Washburn	7	25.5	
Punt Returns	G	Yards	Avg.
6. Washburn	7	125	9.6
7. Truman	7	130	9.3
First Downs	G	Total	
2. Washburn	7	151	
9. Truman	7	100	
Opponent First Downs	G	Total	
6. Truman	7	136	
8. Washburn	7	153	
Sacks By	G	Sacks	Yards
T3. Washburn	7	21	140
7. Truman	7	14	103
Sacks Against	G	Sacks	Yards
6. Washburn	7	16	121
9. Truman	7	35	220
Penalties	G	Yards	Avg.
2. Truman	7	353	50.4
7. Washburn	7	547	77.4
Opponent Penalties	G	Yards	Avg.
2. Truman	7	554	77.7
5. Washburn	7	447	63.9



With his pick against SBU, Fletcher Terrell tied A.C. Poynter (1982-83) atop the Washburn record book, who had 13 in his career for the Ichabods. Terrell is already the Washburn career passes defended record holder with 50.

Connor Sabel closing in on the extra points

Junior placekicker Connor Sabel has become Washburn's all-time leader in extra points after hitting Nos. 101-104 at Northwest Missouri. He has converted 104 of 111 his career attempts. Chad Todd (1997-2000) connected on 102 of 113 for his career. Sabel has also hit 37 straight extra points after missing his final attempt of the 2004 season.

Mike Odupitan and the receiving, all-purpose and scoring charts

With his 106 receiving yards and six receptions against Northwest Missouri, senior wide receiver Mike Odupitan has raised his career totals to 2,243 receiving yards and 134 receptions. Odupitan became only the fifth Ichabod to go over the 2,000-yard mark in a career. His receiving yards rank him fourth on the Washburn career chart and his 134 career receptions place him in a tie for third with Ron Hamilton. His 150 points scored also put him in a tie for fifth place on the all-time Ichabod scoring charts.

With 200 more yards in all purpose yards, Odupitan would become only the second Ichabod to reach 4,000 yards in all purpose yards as an Ichabod. Troy Slusser had 5,043 in his career. Odupitan is currently in third on the all-time chart with 3,800 yards trailing Slusser and Michael Dritlein who had 3,823 all purpose yards.

Bods and Ends . . .

- In the fourth quarter of games this season, Jordan Brill has completed 66 percent of his passes connecting on 31 of 47 attempts for 483 yards and three touchdowns for 483 yards. Against Northwest Missouri, Brill as 10 of 11 for 151 yards and one touchdown.
- Fletcher Terrell leads the nation in kickoff returns with his 34.4 average. He is also ranked 19th in the nation in passes defended and 31st in interceptions.
- Jordan Brill is ranked No. 11 in the nation in pass efficiency and No. 36 in total offense with 235.6 yards per game.
- Grant Gould is 18th in the nation in total tackles and 43rd in pass sacks.
- Mike Odupitan is ranked No. 45 in receiving yards per game.
- As a team, the Ichabods are ranked No. 13 in scoring offense, No. 23 in total offense and 22nd in kickoff returns.

Ichabods on homecoming . . .


Today's will be the Ichabods' first homecoming game of the season. They are scheduled to be Emporia State's homecoming game next weekend.

The Ichabods have won 14 of their last 19 homecoming matchups played on the road and in Yager Stadium. Last season, the Ichabods were 3-0 in homecoming games as they

topped Missouri Western and Southwest Baptist at home and Missouri-Rolla on the road.

Up next . . .

The Ichabods' will travel down the Turnpike to battle arch-rival Emporia State at 1 p.m. Following the battle with the Hornets, the Ichabods will return home for its regular season finale as they take on Missouri Southern at 1 p.m. The 12 Ichabod seniors will be honored before the game.



The last time it happened . . .

400 Passing Yards

12/4/04 vs Northern State - Tyler Schuerman (400 yards)

300 Passing Yards

9/17/05 vs Central Washington - Jordan Brill (328 yards)

40 Pass Attempts

10/26/02 vs Missouri Western - Dustin Hickel (42 attempts)

20 Pass Completions

9/17/05 vs Central Washington - Jordan Brill (21 completions)

10/8/05 vs Northwest Missouri - Jordan Brill (21 completions)

100-199 Receiving Yards

10/8/05 vs Northwest Missouri - Mike Odupitan (105 yards - 6 receptions)

200 or more Receiving Yards

8/27/2005 vs Colorado Mines - Sam Sissom (231 yards - 7 receptions)

100-174 Rushing Yards

10/8/2005 vs Northwest Missouri - Trent Hearn (107 yards - 33 carries)

175 or more Rushing Yards

10/25/03 vs Missouri-Rolla - Trent Hearn (175 - 29 carries)

Kickoff returned for a touchdown

10/1/2005 vs Pittsburg State - Fletcher Terrell (83 yards) - 2nd of season and career which set new school records

Punt returned for a touchdown

9/23/05 vs Southwest Baptist - Jake Lebahn 15-yard return (in end zone off Chris Brown blocked punt)

Punt returned for a touchdown (not on a blocked punt)

11/6/04 vs Missouri Southern - Sam Sissom (66 yards)

Interception returned for a touchdown

9/23/05 vs Southwest Baptist - Grant Gould (26 yards)

Fumble Recovery for a touchdown

9/25/04 vs Northwest Missouri - Mitch Birt (Recovery in endzone after sack)

500 Yards in Team Total Offense

12/4/04 vs Northern State - (543 total yards)

600 Yards in Team Total Offense

11/9/02 vs Missouri-Rolla (612 total yards)

30 First Downs

12/4/04 vs Northern State - (543 total yards - 13 rushing, 15 passing, 2 penalty)

Overtime Game

10/1/2005 vs Pittsburg State - (win 35-34 in one overtime)

Double Overtime Game

10/26/02 vs Missouri Western - (loss 34-28 in double overtime)

Last Time Shutout

11/7/98 vs Central Missouri - (loss 37-0 -- a streak of 76 games without one)

Last Time Washburn Recorded a shutout

9/18/04 vs Truman State- (win 62-0) -- a streak of 16 games

2005 AFCA Poll #6

	Rec.	Pts.	Prv.
1. Grand Valley St. (Mich.) (15)	6-0	615	1
2. North Dakota (10)	7-0	610	2
3. Valdosta St. (Ga.)	6-1	562	3
4. Saginaw Valley St. (Mich.)	6-0	547	4
5. South Dakota	7-0	530	5t
6. Texas A&M-Kingsville	5-1	471	8
7. Bloomsburg (Pa.)	7-0	469	10
8. Albany St. (Ga.)	4-1	397	12
9. East Stroudsburg (Pa.)	5-1	389	14
10. West Texas A&M	7-0	362	16
11. Northwood (Mich.)	6-1	359	15
12. St. Cloud State (Minn.)	6-1	322	18
13. Washburn (Kan.)	6-1	274	25
14. Arkansas Tech	5-1	255	7
15. Tuskegee (Ala.)	5-1	251	19
16. Shepherd (W.Va.)	7-0	239	21
7t. Presbyterian (S.C.)	6-1	231	23
7t. North Alabama	5-1	231	22
19. Michigan Tech	5-1	190	9
20. Pittsburg St. (Kan.)	5-2	189	20
21. Northwest Missouri St.	5-2	170	5t
22. Tarleton St. (Tex.)	5-1	160	24
23. Carson-Newman (Tenn.)	4-2	57	11
24. St. Augustine's (N.C.)	7-0	44	NR
25. Central Arkansas	5-2	33	NR

Others receiving votes: Nebraska-Omaha, 31; Minnesota-Duluth, 25; West Chester (Pa.), 22; Fort Valley St. (Ga.), 15; Nebraska-Kearney, 14; North Carolina Central, 14; Angelo St. (Tex.), 13; Wingate (N.C.), 11; C.W. Post (N.Y.), 10; Edinboro (Pa.), 8; Delta St. (Miss.), 5.

D2Football.com Poll #5

	Record	Last week
1 North Dakota	7-0	1
2 Grand Valley	6-0	2
3 South Dakota	7-0	3
4 Valdosta State	6-1	4
5 Saginaw Valley	6-0	5
6 Bloomsburg	7-0	7
7 Northwood	6-1	10
8 East Stroudsburg	5-1	12
9 Texas A&M-Kingsville	5-1	13
10 West Texas A&M	7-0	15
11 North Alabama	5-1	16
12 St. Cloud	6-1	18
13 Washburn	6-1	19
14 Presbyterian	6-1	22
15 Albany State	4-1	20
16 Pittsburg State	5-2	21
17 Northwest Missouri	5-2	6
18 Arkansas Tech	5-1	9
19 Michigan Tech	5-1	8
20 Shepherd	7-0	23
21 Delta State	4-3	25
22 St. Augustine's	7-0	24
23 Edinboro	4-2	11
24 Minnesota-Duluth	6-1	NR
25 Nebraska-Omaha	4-2	14

NCAA Regional Rankings

1 Washburn (6-1)	2
2 West Texas A&M (7-0)	1
3 Texas A&M-Kingsville (5-1)	4
4 Tarleton State (5-1)	5
5 Nebraska-Kearney (6-1)	6
6 Northwest Missouri State (5-2)	3
7 Pittsburg State (5-2)	7
8 Missouri Western State (5-2)	9
9 Eastern New Mexico (4-3)	8
10 Central Missouri State (4-2)	12
11 Angelo State (6-1)	10
12 Southeastern Oklahoma State (4-2)	11

ICHABOD OFFENSE

Quarterback Career Starts

10 Jordan Brill (6-4, 225, So.) 8
18 Brandon Walker . . (6-1, 205, Fr-Rs.) 0

Running back

6 Trent Hearn (6-1, 220, Jr.) 21
3 Ra'Shawn Mosley . . (5-10, 200, So.) 5

Fullback

30 Rawshawn Bland . . (5-10, 237, Sr.) 34
31 Chris McCann (5-9, 207, Jr.) 0

Wide Receiver (X)

5 Mike Odupitan (6-1, 205, Sr.) 27
23 Jarod Tetuan (5-11, 198, So.) 0

Wide Receiver (Z)

7 Cason Lehman (6-1, 210, Sr.) 9
83 Sam Sissom (6-0, 195, Sr.) 30

Tight End (Y)

80 Jeff Scott (6-4, 263, Sr.) 20
32 James Martin (6-2, 252, So.) 0

Left Tackle

62 Andy Kavanaugh . . (6-3, 294, Fr-Rs.) 7
51 Pat Mack (6-4, 276, Jr.) 0

Left Guard

70 Rudy Su'e (6-1, 301, Sr.) 19
64 Eric Eisenbarth . . . (6-2, 276, So.) 0

Center

54 Dan Schneider (6-0, 283, Jr.) 7
59 David Becker (6-2, 293, Fr-Rs.) 0

Right Guard

65 Jeff Rickard (6-3, 296, So.) 7
63 Matt Neely (6-2, 247, So.) 0

Right Tackle

77 Jim Holland (6-7, 287, Sr.) 19
79 Brian Strand (6-4, 306, Jr.) 0

ICHABOD DEFENSE

Defensive End Career Starts

90 Eric Lawrence (6-2, 246, Fr-Rs.) 7
93 Andre King (6-1, 255, Jr.) 0

Defensive Tackle

76 Trey Lewis (6-3, 276, Jr.) 13
97 Nick Bull (6-2, 295, Jr.) 6

Defensive Tackle

98 Zach Hemmerling . . (6-5, 279, Jr.) 19
64 Eric Eisenbarth . . . (6-2, 276, So.) 0

Defensive End

72 Cody Huenefeld . . . (6-1, 267, Jr.) 17
11 Sam Tossie (6-2, 250, So.) 0

Outside Linebacker

22 Aaron Neal (6-0, 217, Jr.) 7
24 Henry Talley (6-1, 204, Jr.) 0

Inside Linebacker

44 Michael Gonzalez . . (5-11, 223, Sr.) 7
56 Aaron Hicks (6-0, 227, So.) 0

Inside Linebacker

36 Grant Gould (6-3, 237, Sr.) 36
48 Terell Cobb (6-0, 221, Sr.) 1

Outside Linebacker

39 Josh Looney (6-2, 229, Sr.) 40
1 Chris Brown (5-10, 200, Jr.) 0

Cornerback

2 Fletcher Terrell (6-1, 190, Jr.) 30
19 Marquetis Burgess . . (5-11, 185, Jr.) 0

Cornerback

28 Calvin Stuckey (6-2, 193, Sr.) 19
25 Xavier Beckford . . (5-11, 183, Fr-Rs.) 0

Free Safety

20 Erin Beck (5-11, 195, So.) 4
33 Adam Ewy (6-1, 201, So.) 6

ICHABOD SPECIALISTS

Punter

47 Curt Massey (6-1, 220, Sr.)
35 Ben Boswell (6-0, 179, Jr.)

PAT/FG

86 Connor Sabel (6-2, 180, Jr.)
88 Adam Azeltine (6-0, 181, Jr.)

Kickoffs

86 Connor Sabel (6-2, 180, Jr.)
88 Adam Azeltine (6-0, 181, Jr.)

Long Snapper

80 Jeff Scott (6-4, 263, Sr.)
56 Aaron Hicks (6-0, 227, Fr-Rs.)

Short Snapper

80 Jeff Scott (6-4, 263, Sr.)
98 Zach Hemmerling . . (6-5, 279, Jr.)

Holder

7 Cason Lehman (6-1, 210, Sr.)
23 Jarod Tetuan (5-11, 198, So.)

Punt Return

23 Jarod Tetuan (5-11, 198, So.)
83 Sam Sissom (6-0, 195, Sr.)

Kickoff Return

5 Mike Odupitan (6-1, 205, Sr.)
2 Fletcher Terrell (6-1, 190, Jr.)



BULLDOG OFFENSE

Tight End

81 Richard Mayson 6-3, 228, Jr.
88 Ryan King 6-3, 205, Fr.

Left Tackle

70 Jon Frantz 6-5, 255, Fr.
71 Chris Loren 6-4, 280, Fr.

Left Guard

63 Quinn Sullivan 6-1, 313, Jr.
60 Ron Clark 6-2, 300, So.

Center

62 Mike Shelden 6-2, 275, Jr.
52 Daniel Collins 6-0, 269, Fr.

Right Guard

72 Tyrone McCormick 6-4, 296, Jr.
71 Chris Loren 6-4, 280, Fr.

Right Tackle

75 Pat Murray 6-3, 312, Jr.
73 Jon Gialds 6-4, 280, Fr.

Split End

84 James Walton 6-2, 206, Sr.
20 Adam Schlamp 6-1, 195, Fr.

Flanker

8 James Perry 5-9, 171, Jr.
83 Ryan Bonner 6-2, 197, Jr.

Quarterback

9 Michael Long 6-2, 195, Fr.
4 Jonathan Duffy 5-11, 210, So.

Tailback

30 Jerard Levenson 5-9, 191, Sr.
6 Michael Patnode 5-8, 179, So.

Fullback

21 Jeff Amundson 5-6, 170, Jr.
42 Nick Nathan 6-1, 229, Fr.

BULLDOG DEFENSE

Defensive End

33 Darryl Reddick 5-11, 237, Jr.
91 Richard Schroeder 6-0, 235, Fr.

Nose Tackle

95 Justin Smith 6-2, 281, Jr.
74 Josh Terran 6-0, 264, Jr.

Defensive Tackle

64 Andy Swedenhjelm 6-3, 251, Fr.
99 Les Hammers 6-3, 245, Fr.

Defensive End

11 Steven Holman 6-1, 250, Jr.
97 Courtney Jordan 6-2, 240, Fr.

Linebacker

26 Marcus Yokeley 6-0, 200, Sr.
55 Bobby Massop 6-2, 225, Fr.

Linebacker

59 Kyle Glenn 6-0, 222, Fr.
41 Aaron Speropoulos 6-2, 210, Sr.

Linebacker

14 Larry Giglio 5-10, 205, Jr.
46 Josh Lucas 6-0, 208, So.

Cornerback

7 James Thabuteau 6-1, 212, So.
24 Jason Douglas 5-9, 177, Sr.

Free Safety

24 Jason Douglas 5-9, 177, Sr.
38 Josh Kilcrease 5-8, 189, So.

Strong Safety

34 Jesse Cooper 5-10, 188, So.
22 Darnell Williams 5-8, 198, Jr.

Cornerback

25 Josh Mayson 6-3, 199, Jr.
2 Chandler Terry 5-7, 156, So.

BULLDOG SPECIALISTS

Placekicker

5 Mark Kamphoefner 6-0, 207, Sr.
--

Punter

5 Mark Kamphoefner 6-0, 207, Sr.
--

Punt Return

5 Mark Kamphoefner 6-0, 207, Sr.
24 Jason Douglas 5-9, 177, Sr.

21 Jeff Amundson 5-6, 170, Jr.
--

Kickoff Return

24 Jason Douglas 5-9, 177, Sr.
21 Jeff Amundson 5-6, 170, Jr.

Longsnapper


10 Andrew Pitts 6-1, 175, Jr.

Holder

26 Marcus Yokeley 6-0, 200, Sr.



2005 WASHBURN ICHABOD FOOTBALL



No.	Name (Pronunciations)	Pos	Ht	Wt	Cl.	City, State/Previous School	No.	Name (Pronunciations)	Pos	Ht	Wt	Cl.	City, State/Previous School
1	Chris Brown**	LB	5-10	200	Jr.	Kansas City, Mo./N. Kansas City HS	54	Dan Schneider	OL	6-0	283	Jr.	Topeka, Kan./Hayden HS/Butler County
2	Fletcher Terrell** (Ter-rell)	DB	6-1	190	Jr.	Minnetonka, Minn./Butler CC	55	Nathan Gaswick	LB	6-1	180	Fr.	Imperial, Neb./Chase County HS
3	Ra'Shawn Mosley* (Mows-ley)	RB	5-10	200	So.	San Antonio, Texas/Southwest HS	56	Aaron Hicks*	LB	6-0	227	So.	Olathe, Kan./Olathe North HS
4	Aaron Gardiner	WR	5-11	195	Jr.	Kansas City, Mo./Upper Iowa	57	Grant Hajek (Hi-check)	OL	6-3	275	Fr.	Omaha, Neb./Millard North HS
5	Mike Odupitan*** (O-doop-i-tawn)	WR	6-1	205	Sr.	Lake Worth, Fla./Lake Worth HS	58	Drew Bietau (Bee-taugh)	LB	6-1	190	Fr.	Manhattan, Kan./Manhattan HS
6	Trent Hearn**	RB	6-1	220	Jr.	Lancaster, Texas/Lancaster HS	59	David Becker	OL	6-2	293	Fr.-Rs.	Omaha, Neb./Millard South HS
7	Cason Lehman*** (Lay-man)	WR	6-1	210	Sr.	McPherson, Kan./McPherson HS	60	David Boucher (Boo-shay)	LB	5-10	190	Fr.	Smith Center, Kan./Smith Center HS
8	Heath Shelite	QB	6-1	180	Fr.	Kiowa, Kan./South Barber HS	61	James Daniels	LB	6-2	215	Fr.	Miramar, Fla./Carol City HS
9	Tommy Mangino	QB	5-11	185	So.	Lawrence, Kan./Lawrence HS	62	Andy Kavanaugh	OL	6-3	294	Fr.-Rs.	Lohrville, Iowa/Southern Cal HS
10	Jordan Brill*	QB	6-4	225	So.	Elkhorn, Neb./Elkhorn HS	63	Matt Neely	OL	6-2	247	So.	Topeka, Kan./Seaman HS
11	Sam Tossie	LB	6-2	250	So.	Hutchinson, Kan./Idaho	64	Eric Eisenbarth*	OL	6-2	276	So.	Holton, Kan./Holton HS
12	Cary Williams	DB	6-2	185	Jr.	Miami, Fla./Fordham University	65	Jeff Rickard	OL	6-3	296	So.	Westminster, Colo./Standley Lake HS
13	Roy Sims	DT	6-6	295	Jr.	San Benito, Calif./Gavilan College	66	Matt O'Leary	OL	6-6	264	Fr.	Andover, Kan./Andover Central HS
14	Steven Schuster (Shoe-ster)	DB	5-11	187	Fr.-Rs.	Topeka, Kan./Hayden HS	67	Ben Vann	DB	5-8	175	Fr.	Wichita, Kan./Independent HS
15	Beau Wofford (Wah-ford)	QB	6-5	210	Fr.	Independence, Mo./Truman HS	68	Clayton Calder	LB	5-9	170	Fr.	Olathe, Kan./Olathe South HS
16	Michael Wilhoite	S	6-2	205	Fr.	Topeka, Kan./Highland Park HS	69	Bryce Trump	FB	5-10	190	Fr.	Palco, Kan./Palco HS
18	Brandon Walker	QB	6-1	205	Fr.-Rs.	Garland, Texas/Lakeview HS	70	Rudy Sue* (Sue-ee)	OL	6-1	301	Sr.	San Diego, Calif./East Central (Miss.)
19	Marquetis Burgess* (Mar-quee-tis)	DB	5-11	185	Jr.	West Palm Beach, Fla./Palm Beach Lakes CHS	71	Ryan Hawthorne	FB	6-1	200	Fr.	Minden, Neb./Minden HS
20	Erin Beck*	FS	5-11	195	So.	Clafin, Kan./Clafin HS	72	Cody Huenefeld** (who-in-feld)	DE	6-1	267	Jr.	Aurora, Neb./Aurora HS
21	A.J. Patterson*	RB	5-10	200	So.	Topeka, Kan./Topeka West HS	73	Nick Schamaun	LB	6-1	180	Fr.	Great Bend, Kan./Great Bend HS
22	Aaron Neal**	LB	6-0	220	Jr.	Topeka, Kan./Butler County CC	74	John Hattrup	FB	5-10	200	Fr.	Wichita, Kan./Kapaun Mt. Carmel HS
23	Jarod Tetuan* (tet-juan)	WR	5-11	198	So.	Topeka, Kan./Hayden HS	75	Ben Bianchino (Bee-an-keeno)	DL	6-5	255	Fr.	Overland Park, Kan./Blue Valley West HS
24	Henry Talley III*	LB	6-1	204	So.	Kansas City, Mo./Park Hill South HS	76	Trey Lewis**	DL	6-3	276	Jr.	Topeka, Kan./Washburn Rural HS
25	Xavier Beckford	DB	5-11	183	Fr.-Rs.	Lauderhill, Fla./Boyd Anderson HS	77	Jim Holland***	OL	6-7	287	Sr.	Pittsburg, Kan./Pittsburg HS
26	Maurice Miller	FB	5-10	225	Jr.	Topeka, Kan./Fort Scott CC	78	Jake Righter (Rider)	LB	5-9	180	So.	Overland Park, Kan./Blue Valley HS
27	Marcus Shanahan	S	6-1	192	Fr.	Elkhorn, Neb./Elkhorn HS	79	Brian Strand	OL	6-4	306	So.	Venango, Neb./Nebraska Wesleyan
28	Calvin Stuckey* (Stuck-ee)	DB	6-2	193	Sr.	West Palm Beach, Fla./Los Angeles Valley Coll.	80	Jeff Scott***	TE	6-4	263	Sr.	Lenexa, Kan./Shawnee Mission West HS
29	Jake Forck	DB	6-0	181	Fr.-Rs.	Paola, Kan./Paola HS	81	Jake Lebahn*	WR	6-4	192	So.	Salina, Kan./Salina Central HS
30	Rawshawn Bland***	FB	5-10	237	Sr.	Lewisville, Texas/Lewisville HS	82	Joe Hastings	WR	6-0	160	Fr.	Wichita, Kan./Bishop Carroll HS
31	Chris McCann**	FB	5-9	207	Jr.	Liberal, Kan./Liberal HS	83	Sam Sissom***	WR	6-0	195	Sr.	Kansas City, Mo./Winnetonka HS
32	James Martin*	TE	6-2	252	So.	Topeka, Kan./Hayden HS	84	Drameagon Powers	WR	6-3	193	Fr.	Elkhart, Texas/Elkhart HS
33	Adam Ewy* (A-vee)	FS	6-1	201	So.	Maize, Kan./Maize HS/Cowley County CC	85	Mark Scott	TE	6-2	235	Fr.-Rs.	Lenexa, Kan./Shawnee Mission West HS
34	Lincoln White	LB	6-0	203	Fr.	Jupiter, Fla./Dwyer HS	86	Conner Sabel** (Say-bill)	PK	6-2	180	Jr.	Topeka, Kan./Hayden HS
35	Ben Boswell**	P	6-0	179	Jr.	Lenexa, Kan./Shawnee Mission West HS	87	Mark Opara (Oh-par-ah)	WR	6-2	190	Jr.	Derby, Kan./Independence Community College
36	Grant Gould***	LB	6-3	237	Sr.	Topeka, Kan./Highland Park HS	88	Adam Azeltine** (A-zul-tine)	PK	6-0	181	Jr.	Overland Park, Kan./Blue Valley HS
37	Michael Krajicek (Cry-check)	LB	6-0	195	Fr.	Gretna, Neb./Gretna HS	89	Matt Brown	WR	5-11	181	So.	St. Louis, Mo./Seckman HS
38	Marcus Miller	FB	5-10	225	Jr.	Topeka, Kan./Fort Scott CC	90	Eric Lawrence	DE	6-2	246	Fr.-Rs.	Belleglade, Fla./Glades Central Community HS
39	Josh Looney***	LB	6-2	229	Sr.	Overland Park, Kan./Southwest Missouri State	91	Drew Shaver	WR	5-10	175	Fr.-Rs.	Larned, Kan./Larned HS
40	Ben Muir (Me-your)	LB	6-2	225	Fr.	Belton, Mo./Belton HS	92	Justin Knutzen	TE	6-3	230	Fr.-Rs.	Stilwell, Kan./Blue Valley HS
41	Taylor Bauer	LB	5-10	185	Fr.-Rs.	Olathe, Kan./Olathe East HS	93	Andre King	DE	6-1	255	Jr.	Lawton, Okla./Fort Scott CC
42	Tab Yager	RB	5-10	180	Fr.	Topeka, Kan./Hayden HS	94	Dustin Moyer*	DE	6-2	252	So.	Eudora, Kan./Eudora HS
43	Zach Watkins	LB	6-0	195	Fr.	Independence, Mo./Truman HS	95	Mitch Birt*	DE	6-2	267	So.	Omaha, Neb./Millard North HS
44	Michael Gonzalez*	LB	5-11	223	Sr.	San Jose, Calif./West Valley College (Calif.)	96	Brandon Jackson	DL	6-2	267	Fr.	Kansas City, Mo./Liberty HS
45	Kyle Ingenthron	LB	5-11	170	Fr.	Topeka, Kan./Hayden HS	97	Chris Lockwood	DL	6-2	265	Fr.	Topeka, Kan./Seaman HS
46	Chad Blow	FB	6-2	235	Fr.	Topeka, Kan./Washburn Rural	98	Zach Hemmerling**	DE	6-5	279	Jr.	Hutchinson, Kan./Hutchinson HS
47	Curtis Massey*	P	6-1	220	Sr.	Arkansas City, Kan./Coffeyville CC	99	Nick Bull**	DL	6-2	295	Jr.	Elkhorn, Neb./Elkhorn HS
48	Terrell Cobb***	LB	6-0	221	Sr.	Boynton Beach, Fla./Butler County CC	*=Number of Letters						Head Coach: Craig Schurig
49	Jeremy Assal*	FB	5-9	200	So.	Overland Park, Kan./Blue Valley Northwest HS							Assistant Coaches: Brian Miller, Chris Brown, Rob Robinson, David Trupp and Cooper Harris
51	Pat Mack**	OL	6-4	276	Jr.	Omaha, Neb./Millard North HS							Graduate Assistant Coaches: Zac Nally, Dion Meneley, Justin Schreiber and Cassidy McCrite
52	Brad Haug (Hog)	LB	5-10	207	Fr.	Seneca, Kan./B&B Baileyville HS							
53	Michael Fields	S	6-1	180	Fr.	Miami, Fla./Booker T. Washington HS							

2005 Results (6-1, 4-0 MIAA)

Date	Opponent	Score	Time	Attend
Aug 27	at #14 Colorado Mines	W 28-17	2:58	2143
Sep 03	WESTERN WASHINGTON	W 31-21	3:03	4765
Sep 10	*CENTRAL MO. ST.	W 42-27	3:06	5840
Sep 17	at Central Washington	L 42-48	3:26	3316
Sep 23	*at Southwest Baptist	W 56-21	3:15	1938
Oct 01	*#4 PITTSBURG STATE	W 35-34	3:15	6498
Oct 08	*#5 Northwest Missouri	W 31-28	3:00	5494

*MIAA Game

Team Statistics

	WU	OPP
SCORING	265	196
Points Per Game	37.9	28.0
FIRST DOWNS	151	153
Rushing	61	68
Passing	76	69
Penalty	14	16
RUSHING YARDAGE	1251	1013
Yards gained rushing	1494	1288
Yards lost rushing	243	275
Rushing Attempts	287	279
Average Per Rush	4.4	3.6
Average Per Game	178.7	144.7
TDs Rushing	16	9
PASSING YARDAGE	1738	1693
Att-Comp-Int	180-107-7	239-145-13
Average Per Pass	9.7	7.1
Average Per Catch	16.2	11.7
Average Per Game	248.3	241.9
TDs Passing	16	15
TOTAL OFFENSE	2989	2706
Total Plays	467	518
Average Per Play	6.4	5.2
Average Per Game	427.0	386.6
KICK RETURNS: #-YARDS	31-710	32-575
PUNT RETURNS: #-YARDS	13-125	14-194
INT RETURNS: #-YARDS	13-147	7-82
KICK RETURN AVERAGE	22.9	18.0
PUNT RETURN AVERAGE	9.6	13.9
INT RETURN AVERAGE	11.3	11.7
FUMBLES-LOST	18-10	12-6
PENALTIES-YARDS	60-542	50-447
Average Per Game	77.4	63.9
PUNTS-YARDS	27-943	30-1039
Average Per Punt	34.9	34.6
Net punt average	25.5	27.1
TIME OF POSSESSION/GAME	29:06	30:54
3RD-DOWN CONVERSIONS	34/86	39/102
3rd-Down Pct	40%	38%
4TH-DOWN CONVERSIONS	7/12	9/18
4th-Down Pct	58%	50%
SACKS BY-YARDS	21-140	16-121
MISC YARDS	0	20
TOUCHDOWNS SCORED	37	25
FIELD GOALS-ATTEMPTS	2-5	6-8
PAT-ATTEMPTS	37-37	20-21
ATTENDANCE	17103	12891
Games/Avg Per Game	3/5701	4/3223

SCORE BY QUARTERS	1st	2nd	3rd	4th	OT	Total
Washburn	73	77	49	59	7	265
Opponents	40	58	50	42	6	196

Offensive Statistics

Rushing	GP	Att	Gain	Loss	Net	Avg	TD	Long	Avg/G
Hearn,Trent	7	133	693	18	675	5.1	10	39	96.4
Mosley,Ra'Shawn	6	66	415	17	398	6.0	4	32	66.3
Walker,Brandon	6	31	225	38	187	6.0	1	78	31.2
Patterson,A.J.	4	9	75	1	74	8.2	0	53	18.5
Odupitan,Mike	7	5	18	4	14	2.8	0	9	2.0
McCann,Chris	3	2	10	0	10	5.0	0	10	3.3
Bland,Rawshaw	7	3	9	0	9	3.0	1	7	1.3
Tetuan,Jarod	7	1	4	0	4	4.0	0	4	0.6
Mangino,Tommy	3	1	2	0	2	2.0	0	2	0.7
TM-Ichabods	5	10	0	61	-61	-6.1	0	0	-12.2
Brill,Jordan	7	26	43	104	-61	-2.3	0	8	-8.7
Total.....	7	287	1494	243	1251	4.4	16	78	178.7
Opponents.....	7	279	1288	275	1013	3.6	9	58	144.7


PASSING	G	Effic	Att-Cmp-Int	Pct	Yds	TD	Lng	Avg/G
Brill,Jordan	7	164.62	174-104-7	59.8	1710	16	82	244.3
Mangino,Tommy	3	87.80	2-1-0	50.0	9	0	9	3.0
Walker,Brandon	6	179.80	2-2-0	100.0	19	0	14	3.2
Total.....	7	162.11	180-107-7	59.4	1738	16	82	248.3
Opponents.....	7	130.01	239-145-13	60.7	1693	15	81	241.9

RECEIVING	G	No.	Yds	Avg	TD	Long	Avg/G
Odupitan,Mike	7	31	558	18.0	3	45	79.7
Lehman,Cason	7	22	251	11.4	2	22	35.9
Lebahn,Jake	7	12	239	19.9	4	47	34.1
Scott,Jeff	7	8	168	21.0	2	57	24.0
Sissom,Sam	2	7	231	33.0	3	82	115.5
Tetuan,Jarod	7	7	141	20.1	2	49	20.1
Mosley,Ra'Shawn	6	7	27	3.9	0	14	4.5
Bland,Rawshaw	7	5	47	9.4	0	17	6.7
Gardiner,Aaron	7	4	45	11.2	0	24	6.4
Hearn,Trent	7	2	21	10.5	0	11	3.0
Walker,Brandon	6	1	7	7.0	0	7	1.2
McCann,Chris	3	1	3	3.0	0	3	1.0
Total.....	7	107	1738	16.2	16	82	248.3
Opponents.....	7	145	1693	11.7	15	81	241.9

PUNT RETURNS	No.	Yds	Avg	TD	Long
Tetuan,Jarod	5	52	10.4	0	20
Mosley,Ra'Shawn	3	19	6.3	0	15
Terrell,Fletcher	2	14	7.0	0	0
Lehman,Cason	1	8	8.0	0	8
Brown,Chris	1	10	10.0	0	0
Sissom,Sam	1	7	7.0	0	7
Lebahn,Jake	0	15	0.0	1	15
Total.....	13	125	9.6	1	20
Opponents.....	14	194	13.9	0	50

INTERCEPTIONS	No.	Yds	Avg	TD	Long
Terrell,Fletcher	4	31	7.8	1	23
Stuckey,Calvin	2	71	35.5	0	55
Bull,Nick	2	12	6.0	0	12
Neal,Aaron	1	2	2.0	0	2
Beck,Erin	1	-1	-1.0	0	0
Gould,Grant	1	26	26.0	1	26
Looney,Josh	1	4	4.0	0	4
Huenefeld,Cody	1	2	2.0	0	2
Total.....	13	147	11.3	2	55
Opponents.....	7	82	11.7	1	37

2005 WASHBURN ICHABOD FOOTBALL



KICK RETURNS	No.	Yds	Avg	TD	Long
Odupitan, Mike	15	287	19.1	0	35
Terrell, Fletcher	9	310	34.4	2	100
Tetuan, Jarod	5	87	17.4	0	26
Lehman, Cason	1	5	5.0	0	5
Gardiner, Aaron	1	21	21.0	0	21
Total.....	31	710	22.9	2	100
Opponents.....	32	575	18.0	0	51

FUMBLE RETURNS	No.	Yds	Avg	TD	Long
Total.....	0	0	0.0	0	0
Opponents.....	1	20	20.0	0	20

SCORING	TD	FGs	PAT Kick	PAT Rush	PAT Rev	PAT Pass	Saf	PTS
Hearn, Trent	10	0-0	0-0	0-0	0	0-0	0	60
Sabel, Connor	0	2-5	37-37	0-0	0	0-0	0	43
Lebahn, Jake	5	0-0	0-0	0-0	0	0-0	0	30
Mosley, Ra'Shawn	4	0-0	0-0	0-0	0	0-0	0	24
Odupitan, Mike	3	0-0	0-0	0-0	0	0-0	0	18
Terrell, Fletcher	3	0-0	0-0	0-0	0	0-0	0	18
Sissom, Sam	3	0-0	0-0	0-0	0	0-0	0	18
Lehman, Cason	2	0-0	0-0	0-0	0	0-0	0	12
Tetuan, Jarod	2	0-0	0-0	0-0	0	0-0	0	12
Scott, Jeff	2	0-0	0-0	0-0	0	0-0	0	12
Bland, Rawshawan	1	0-0	0-0	0-0	0	0-0	0	6
Gould, Grant	1	0-0	0-0	0-0	0	0-0	0	6
Walker, Brandon	1	0-0	0-0	0-0	0	0-0	0	6
Total.....	37	2-5	37-37	0-0	0	0-0	0	265
Opponents.....	25	6-8	20-21	0-0	3	3-4	1	196

TOTAL OFFENSE	G	Plays	Rush	Pass	Total	Avg/G
Brill, Jordan	7	200	-61	1710	1649	235.6
Hearn, Trent	7	133	675	0	675	96.4
Mosley, Ra'Shawn	6	66	398	0	398	66.3
Walker, Brandon	6	33	187	19	206	34.3
Patterson, A.J.	4	9	74	0	74	18.5
Odupitan, Mike	7	5	14	0	14	2.0
Mangino, Tommy	3	3	2	9	11	3.7
McCann, Chris	3	2	10	0	10	3.3
Bland, Rawshawan	7	3	9	0	9	1.3
Tetuan, Jarod	7	1	4	0	4	0.6
TM-Ichabods	5	12	-61	0	-61	-12.2
Total.....	7	467	1251	1738	2989	427.0
Opponents.....	7	518	1013	1693	2706	386.6

PUNTING	No.	Yds	Avg	Long	TB	FC	I20	Blkd
Massey, Curtis	25	922	36.9	53	3	0	6	1
Boswell, Ben	1	21	21.0	21	0	0	0	0
TM-Ichabods	1	0	0.0	0	0	0	0	0
Total.....	27	943	34.9	53	3	0	6	1
Opponents.....	30	1039	34.6	64	5	1	8	3

KICKOFFS	No.	Yds	Avg	TB	OB	Retn	Net	YdLn
Sabel, Connor	40	2196	54.9	10	1			
Total.....	40	2196	54.9	10	1	449	38.7	26
Opponents.....	29	1716	59.2	2	2	639	35.8	29

FIELD GOALS	FGM-FGA	Pct	01-19	20-29	30-39	40-49	50+	Blk
Sabel, Connor	2-5	40.0	0-0	1-2	0-0	1-3	0-0	0

FG SEQUENCE	Washburn	OPPONENTS
Colorado Mines	-	(38)
Western Washington	45,(41)	-
Central Mo. St.	-	(32)
Central Washington	-	(42),(27),31
Southwest Baptist	43	-
Pittsburg State	27	32
NW Missouri State	(23)	(19),(33)

ALL PURPOSE	G	Rush	Rec	PR	KOR	IR	Tot	Avg/G
Odupitan, Mike	7	14	558	0	287	0	859	122.7
Hearn, Trent	7	675	21	0	0	0	696	99.4
Mosley, Ra'Shawn	6	398	27	19	0	0	444	74.0
Terrell, Fletcher	7	0	0	14	310	31	355	50.7
Tetuan, Jarod	7	4	141	52	87	0	284	40.6
Lehman, Cason	7	0	251	8	5	0	264	37.7
Lebahn, Jake	7	0	239	15	0	0	254	36.3
Sissom, Sam	2	0	231	7	0	0	238	119.0
Walker, Brandon	6	187	7	0	0	0	194	32.3
Scott, Jeff	7	0	168	0	0	0	168	24.0
Patterson, A.J.	4	74	0	0	0	0	74	18.5
Stuckey, Calvin	7	0	0	0	0	71	71	10.1
Gardiner, Aaron	7	0	45	0	21	0	66	9.4
Bland, Rawshawan	7	9	47	0	0	0	56	8.0
Gould, Grant	7	0	0	0	0	26	26	3.7
McCann, Chris	3	10	3	0	0	0	13	4.3
Bull, Nick	7	0	0	0	0	12	12	1.7
Brown, Chris	7	0	0	10	0	0	10	1.4
Looney, Josh	7	0	0	0	0	4	4	0.6
Mangino, Tommy	3	2	0	0	0	0	2	0.7
Neal, Aaron	7	0	0	0	0	2	2	0.3
Huenefeld, Cody	7	0	0	0	0	2	2	0.3
Beck, Erin	7	0	0	0	0	-1	-1	-0.1
Brill, Jordan	7	-61	0	0	0	0	-61	-8.7
TM-Ichabods	5	-61	0	0	0	0	-61	-12.2
Total.....	7	1251	1738	125	710	147	3971	567.3
Opponents.....	7	1013	1693	194	575	82	3557	508.1

Defensive Statistics

	GP	UT	AT	TT	TFL	Sacks	Int-Yds	PD	QBH	FR-Yds	FF	BLK	Saf
Gould, Grant	7	30	45	75	10-46	6-42	1-26	1	1	1-0	1	.	.
Gonzalez, Mike	7	28	30	58	8-12	.	.	3	.	3-0	2	.	.
Tetuan, Jarod	7	22	16	38	1	.	.
Neal, Aaron	7	18	19	37	2-1	.	1-2	1
Cobb, Terrell	7	14	20	34	1-0	1-0	.	1	.	1-0	2	.	.
Terrell, Fletcher	7	24	9	33	1-17	.	4-31	7	.	.	.	2	.
Looney, Josh	7	10	22	32	5-17	2-6	1-4	.	.	.	1	.	.
Lawrence, Eric	7	11	20	31	8-20	3-11
Beck, Erin	7	7	23	30	.	.	1--1
Lewis, Trey	7	13	15	28	6-36	4-33	1	.	.
Talley, Henry	7	19	3	22	1-5
Stuckey, Calvin	7	13	8	21	1-1	.	2-71	5
Tossie, Sam	5	9	9	18	5-27	3-25
Sims, Roy	6	6	9	15	3-4	2-3	.	1
Beckford, X.	7	9	5	14	1-1	.	.	1
Huenefeld, C.	7	7	7	14	6-22	2-6	1-2	2
Hemmerling, Z.	6	7	13	2-13	2-13	.	.	2
Hicks, Aaron	7	5	6	11
Brown, Chris	7	2	5	7	.	.	.	2	.	1-0	1	.	.
Ewy, Adam	2	1	5	6	.	.	.	1
Bull, Nick	7	2	4	6	1-1	.	2-12
Lebahn, Jake	7	3	1	4	1-16
King, Andre	5	3	1	4	2-16
Lehman, Cason	7	3	1	4
Gardiner, Aaron	7	3	1	4
Bland, Rawshawan	7	1	3	4
Eisenbarth, Eric	6	1	3	4
Moyer, Dustin	2	1	2	3	2-1	.	.	1
Scott, Jeff	7	.	2	2
Kavanaugh, Andy	6	.	1	1
Massey, Curtis	7	1	.	1
Schuster, Steven	4	1	.	1
Sabel, Connor	7	1	.	1
Burgess, Marquetis	2	.	1	1
Martin, James	6	.	1	1
Total.....	7	276	304	580	66-256	21-140	13-147	29	1	6-0	8	3	.
Opponents.....	7	240	271	511	54-194	16-121	7-82	19	2	10-20	13	1	1

2005 WASHBURN ICHABOD FOOTBALL



Game By Game Rushing

	No-Yds/TD	CSM	WWU	CMSU	CWU	SBU	PSU	NWMSU	TSU	ESU	MSSU	MWSU
Hearn,Trent	133-675/10	21-106/1	16-94/1	13-90/1	10-53/0	10-63/1	30-162/3	33-107/3				
Mosley,Ra'Shawn	66-398/4	13-68/0	14-64/1	12-78/1	11-80/1	10-72/1	6-36/0	DNP				
Walker,Brandon	31-187/1	DNP	3-81/1	8-38/0	6-19/0	8-33/0	3-17/0	3--1/0				
Patterson,A.J.	9-74/0	1--1/0	1-2/0	1-3/0	DNP	6-70/0	DNP	DNP				
Odupitan,Mike	5-14/0	1--3/0	1-7/0	-	1--1/0	1-2/0	1-9/0	-				
McCann,Chris	2-10/0	DNP	DNP	2-10/0	DNP	-	DNP	-				
Bland,Rawshawn	3-9/1	-	-	-	2-8/0	1-1/1	-	-				
Tetuan,Jarod	1-4/0	-	-	1-4/0	-	-	-	-				
Mangino,Tommy	1-2/0	-	DNP	-	DNP	1-2/0	DNP	DNP				
Ichabods	10--61/0	3--3/0	2--2/0	3--38/0	DNP	DNP	1--1/0	1--17/0				
Brill,Jordan	26--61/0	3--23/0	5--20/0	3--7/0	8-2/0	2-4/0	3--6/0	2--11/0				

Game By Game Receiving

	No-Yds/D	CSM	WWU	CMSU	CWU	SBU	PSU	NWMSU	TSU	ESU	MSSU	MWSU
Odupitan,Mike	31-558/3	4-57/0	6-119/0	5-111/1	3-22/0	3-74/1	4-70/0	6-105/1				
Lehman,Cason	22-251/2	-	3-33/0	4-49/1	3-29/0	4-47/1	5-70/0	3-23/0				
Lebahn,Jake	12-239/4	-	-	1-9/0	3-91/2	2-56/1	2-51/1	4-32/0				
Sissom,Sam	7-231/3	7-231/3	-	DNP	DNP	DNP	DNP	DNP				
Scott,Jeff	8-168/2	3-60/0	-	-	2-62/2	-	1-9/0	2-37/0				
Tetuan,Jarod	7-141/2	-	2-47/0	1-7/1	4-87/1	-	-	-				
Bland,Rawshawn	5-47/0	-	-	-	3-18/0	1-12/0	-	1-17/0				
Gardiner,Aaron	4-45/0	-	-	-	-	-	1-12/0	3-33/0				
Mosley,Ra'Shawn	7-27/0	-	-	2-6/0	4-24/0	-	1--3/0	DNP				
Hearn,Trent	2-21/0	-	-	-	-	-	1-10/0	1-11/0				
Walker,Brandon	1-7/0	DNP	-	-	-	1-7/0	-	-				
McCann,Chris	1-3/0	DNP	DNP	-	DNP	-	DNP	1-3/0				

Game By Game Passing

#10 Brill,Jordan	Att	Comp	Int	Pct	Yards	TD	Long	Sack	Yds	Effic
Colorado Mines	25	14	1	56.0	348	3	82	2	23	204.5
Western Washington	18	11	0	61.1	199	0	49	4	28	154.0
Central Mo. St.	21	13	1	61.9	182	3	45	1	11	172.3
Central Washington	39	21	1	53.8	328	5	57	3	16	161.7
Southwest Baptist	17	10	1	58.8	187	3	47	0	0	197.7
Pittsburg State	23	14	3	60.9	205	1	36	2	11	124.0
NW Missouri State	31	21	0	67.7	261	1	31	1	6	149.1
TOTALS	174	104	7	59.8	1710	16	82	13	95	164.6

#18 Walker,Brandon	Att	Comp	Int	Pct	Yards	TD	Long	Sack	Yds	Effic
Central Washington	1	1	0	100.0	5	0	5	0	0	142.0
Pittsburg State	1	1	0	100.0	14	0	14	0	0	217.6
TOTALS	2	2	0	100.0	19	0	14	2	17	179.8

#9 Mangino,Tommy	Att	Comp	Int	Pct	Yards	TD	Long	Sack	Yds	Effic
Southwest Baptist	2	1	0	50.0	9	0	9	0	0	87.8
TOTALS	2	1	0	50.0	9	0	9	0	0	87.8

Game By Game Punt Returns

	No-Yds	CSM	WWU	CMSU	CWU	SBU	PSU	NWMSU	TSU	ESU	MSSU	MWSU
Tetuan,Jarod	5-52	1-2	-	1-16	-	-	2-28	1-6				
Mosley,Ra'Shawn	3-19	-	-	-	-	2-21	1--2	DNP				
Terrell,Fletche	2-14	-	-	-	-	-	-	2-14				
Brown,Chris	1-10	-	-	-	-	1-10	-	-				
Lehman,Cason	1-8	-	-	-	1-8	-	-	-				
Sissom,Sam	1-7	-	1-7	DNP	DNP	DNP	DNP	DNP				


Game By Game Kickoff Returns

	No-Yds	CSM	WWU	CMSU	CWU	SBU	PSU	NWMSU	TSU	ESU	MSSU	MWSU
Terrell,Fletche	9-310	-	-	2-140	3-55	-	1-83	3-32				
Odupitan,Mike	15-287	3-49	3-64	-	5-109	1-29	3-36	-				
Tetuan,Jarod	5-87	1-14	1-26	-	-	2-29	-	1-18				
Gardiner,Aaron	1-21	-	-	-	-	-	-	1-21				
Lehman,Cason	1-5	-	-	1-5	-	-	-	-				

Game By Game Punting

Curtis Massey	No	Yds	Avg	Long	Blkd	TB	FC	50+	I20
Colorado Mines	5	207	41.4	48	0	2	0	0	0
Western Washington	4	144	36.0	53	0	0	0	2	1
Central Missouri	2	45	22.5	33	0	1	0	0	0
at Central Washington	4	168	42.0	49	0	0	0	0	0
Pittsburg State	2	82	41.0	44	1	0	0	0	2
Totals	21	815	38.8	53	1	3	0	4	5

2005 WASHBURN ICHABOD FOOTBALL



Game By Game Interception Returns

	No-Yds	CSM	WWU	CMSU	CWU	SBU	PSU	NWMSU	TSU	ESU	MSSU	MWSU
Terrell,Fletche	4-31	2-0	1-23	-	-	1-8	-	-	-	-	-	-
Stuckey,Calvin	2-71	1-16	-	-	-	-	1-55	-	-	-	-	-
Bull,Nick	2-12	-	-	1-12	-	-	1-0	-	-	-	-	-
Huenefeld,Cody	1-2	-	-	-	-	-	-	1-2	-	-	-	-
Gould,Grant	1-26	-	-	-	-	1-26	-	-	-	-	-	-
Neal,Aaron	1-2	-	-	-	-	-	-	1-2	-	-	-	-
Beck,Erin	1--1	1--1	-	-	-	-	-	-	-	-	-	-
Looney,Josh	1-4	-	-	-	-	1-4	-	-	-	-	-	-

Game By Game Sacks


	UA-A	TOT	CSM	WWU	CMSU	CWU	SBU	PSU	NWMSU	TSU	ESU	MSSU	MWSU
Gould,Grant	4-2	6	2-15	-	1-11	2-6	1-10	-	-	-	-	-	-
Lewis,Trey	3-1	4	-	1-7	-	-	-	-	3-26	-	-	-	-
Tossie,Sam	2-1	3	DNP	DNP	-	2-10	-	-	1-15	-	-	-	-
Lawrence,Eric	1-2	3	1-1	-	-	-	1-7	1-3	-	-	-	-	-
Hemmerling,Zach	1-1	2	-	1-6	-	-	1-7	-	-	-	-	-	-
Looney,Josh	1-1	2	1-1	-	-	-	-	-	1-5	-	-	-	-
Sims,Roy	2-0	2	-	1-2	1-1	-	-	-	DNP	-	-	-	-
Moyer,Dustin	1-1	2	2-1	-	DNP	DNP	DNP	DNP	DNP	-	-	-	-
Huenefeld,Cody	1-1	2	-	-	-	1-4	-	-	1-2	-	-	-	-
Cobb,Terrell	1-0	1	-	-	-	-	-	1-0	-	-	-	-	-

Game By Game Tackles for Loss

	UA-A	TOT	CSM	WWU	CMSU	CWU	SBU	PSU	NWMSU	TSU	ESU	MSSU	MWSU
Gould,Grant	5-5	10	2-15	-	1-11	3-8	4-12	-	-	-	-	-	-
Lawrence,Eric	3-5	8	1-1	-	3-7	-	2-8	2-4	-	-	-	-	-
Gonzalez,Mike	4-4	8	-	-	1-1	2-5	2-2	-	3-4	-	-	-	-
Huenefeld,Cody	4-2	6	2-12	-	1-0	2-8	-	-	1-2	-	-	-	-
Lewis,Trey	4-2	6	-	1-7	-	-	1-1	-	4-28	-	-	-	-
Looney,Josh	3-2	5	1-1	-	2-7	-	1-4	-	1-5	-	-	-	-
Tossie,Sam	2-3	5	DNP	DNP	1-1	2-10	-	-	2-16	-	-	-	-
Sims,Roy	2-1	3	-	1-2	2-2	-	-	-	DNP	-	-	-	-
Moyer,Dustin	1-1	2	2-1	-	DNP	DNP	DNP	DNP	DNP	-	-	-	-
Hemmerling,Zach	1-1	2	-	1-6	-	-	1-7	-	-	-	-	-	-
Neal,Aaron	0-2	2	-	-	1-1	-	1-0	-	-	-	-	-	-
King,Andre	2-0	2	-	1-15	DNP	1-1	-	-	DNP	-	-	-	-
Beckford,Xavier	0-1	1	-	-	-	-	1-1	-	-	-	-	-	-
Stuckey,Calvin	1-0	1	-	-	-	-	-	-	1-1	-	-	-	-
Bull,Nick	1-0	1	1-1	-	-	-	-	-	-	-	-	-	-
Terrell,Fletche	1-0	1	-	-	1-17	-	-	-	-	-	-	-	-
Cobb,Terrell	0-1	1	-	-	-	-	1-0	-	-	-	-	-	-
Talley,Henry	1-0	1	-	-	-	-	1-5	-	-	-	-	-	-
Lebahn,Jake	1-0	1	-	1-16	-	-	-	-	-	-	-	-	-

Game By Game Tackles - Leaders

	UA-A	TOT	CSM	WWU	CMSU	CWU	SBU	PSU	NWMSU	TSU	ESU	MSSU	MWSU
Gould,Grant	30-45	75	5-7	3-7	6-5	6-6	3-9	5-5	2-6	-	-	-	-
Gonzalez,Mike	28-30	58	3-4	1-1	1-7	4-1	2-7	10-8	7-2	-	-	-	-
Tetuan,Jarod	22-16	38	-	1-2	4-2	1-1	4-3	9-3	3-5	-	-	-	-
Neal,Aaron	18-19	37	2-3	0-3	4-5	3-2	2-1	7-3	0-2	-	-	-	-
Cobb,Terrell	14-20	34	2-5	4-7	0-1	1-2	3-2	1-1	3-2	-	-	-	-
Terrell,Fletche	24-9	33	1-3	3-2	3-1	2-1	5-0	5-0	5-2	-	-	-	-
Looney,Josh	10-22	32	0-2	3-2	2-5	1-3	2-4	1-2	1-4	-	-	-	-
Lawrence,Eric	11-20	31	2-7	0-1	1-3	-	4-4	4-3	0-2	-	-	-	-
Beck,Erin	7-23	30	2-3	2-8	1-6	1-3	1-2	0-1	-	-	-	-	-
Lewis,Trey	13-15	28	1-1	4-1	1-4	1-1	1-3	1-3	4-2	-	-	-	-
Talley,Henry	19-3	22	2-0	3-1	-	3-0	8-2	1-0	2-0	-	-	-	-
Stuckey,Calvin	13-8	21	0-2	2-0	0-1	4-1	2-0	1-2	4-2	-	-	-	-
Tossie,Sam	9-9	18	DNP	DNP	0-1	4-3	2-2	2-1	1-2	-	-	-	-
Sims,Roy	6-9	15	-	1-2	4-2	1-2	0-2	0-1	DNP	-	-	-	-
Huenefeld,Cody	7-7	14	3-1	1-0	0-3	2-0	0-1	1-0	0-2	-	-	-	-
Beckford,Xavier	9-5	14	7-1	-	0-1	-	1-2	-	1-1	-	-	-	-
Hemmerling,Zach	6-7	13	1-2	1-1	-	-	4-2	0-1	0-1	-	-	-	-
Hicks,Aaron	5-6	11	-	-	0-1	1-0	4-5	-	-	-	-	-	-
Brown,Chris	2-5	7	0-1	1-2	1-0	0-1	-	-	0-1	-	-	-	-
Bull,Nick	2-4	6	2-0	0-2	-	-	0-1	-	0-1	-	-	-	-
Ewy,Adam	1-5	6	1-4	DNP	DNP	DNP	DNP	DNP	0-1	-	-	-	-
Bland,Rawshawn	1-3	4	1-0	0-1	-	0-1	-	0-1	-	-	-	-	-
Eisenbarth,Eric	1-3	4	-	-	-	-	1-0	DNP	0-3	-	-	-	-
Lebahn,Jake	3-1	4	0-1	1-0	-	1-0	1-0	-	-	-	-	-	-
King,Andre	3-1	4	-	2-1	DNP	1-0	-	-	DNP	-	-	-	-
Gardiner,Aaron	3-1	4	-	-	0-1	-	3-0	-	-	-	-	-	-
Lehman,Cason	3-1	4	2-0	-	-	-	1-0	-	0-1	-	-	-	-
Moyer,Dustin	1-2	3	1-2	-	DNP	DNP	DNP	DNP	DNP	-	-	-	-



INDIVIDUAL GAME HIGHS

Rushes	33	Hearn,Trent at NW Missouri State (Oct 08)
Yards Rushing	162	Hearn,Trent vs Pittsburg State (Oct 01)
TD Rushes	3	Hearn,Trent vs Pittsburg State (Oct 01)
		Hearn,Trent at NW Missouri State (Oct 08)
Long Rush	78	Walker,Brandon vs Western Washington (Sep 03)
Pass attempts	39	Brill,Jordan at Central Washington (Sep 17)
Pass completions	21	Brill,Jordan at Central Washington (Sep 17)
		Brill,Jordan at NW Missouri State (Oct 08)
Yards Passing	348	Brill,Jordan at Colorado Mines (Aug 27)
TD Passes	5	Brill,Jordan at Central Washington (Sep 17)
Long Pass	82	Brill,Jordan at Colorado Mines (Aug 27)
Receptions	7	Sissom,Sam at Colorado Mines (Aug 27)
Yards Receiving	231	Sissom,Sam at Colorado Mines (Aug 27)
TD Receptions	3	Sissom,Sam at Colorado Mines (Aug 27)
Long Reception	82	Sissom,Sam at Colorado Mines (Aug 27)
Field Goals	1	Sabel,Connor vs Western Washington (Sep 03)
		Sabel,Connor at NW Missouri State (Oct 08)
Long Field Goal	41	Sabel,Connor vs Western Washington (Sep 03)
Punts	5	Massey,Curtis at Colorado Mines (Aug 27)
Punting Avg	42.2	Massey,Curtis at Southwest Baptist (Sep 23)
Long Punt	53	Massey,Curtis vs Western Washington (Sep 03)
Long Punt Return	20	Tetuan,Jarod vs Pittsburg State (Oct 01)
Long Kickoff Return	100	Terrell,Fletcher vs Central Mo. St. (Sep 10)
Tackles	18	Gonzalez,Mike vs Pittsburg State (Oct 01)
Sacks	3.0	Lewis,Trey at NW Missouri State (Oct 08)
Tackles For Loss	4.0	Gould,Grant at Southwest Baptist (Sep 23)
		Lewis,Trey at NW Missouri State (Oct 08)
Interceptions	2	Terrell,Fletcher at Colorado Mines (Aug 27)

TEAM GAME HIGHS

Rushes	44	vs Pittsburg State (Oct 01)
Yards Rushing	247	at Southwest Baptist (Sep 23)
Yards Per Rush	6.3	at Southwest Baptist (Sep 23)
TD Rushes	3	vs Western Washington (Sep 03)
		at Southwest Baptist (Sep 23)
		vs Pittsburg State (Oct 01)
		at NW Missouri State (Oct 08)
Pass attempts	40	at Central Washington (Sep 17)
Pass completions	22	at Central Washington (Sep 17)
Yards Passing	348	at Colorado Mines (Aug 27)
Yards Per Pass	13.9	at Colorado Mines (Aug 27)
TD Passes	5	at Central Washington (Sep 17)
Total Plays	78	at Central Washington (Sep 17)
Total Offense	494	at Central Washington (Sep 17)
Yards Per Play	7.6	at Southwest Baptist (Sep 23)
Points	56	at Southwest Baptist (Sep 23)
Sacks By	5	at NW Missouri State (Oct 08)
First Downs	25	at Central Washington (Sep 17)
Penalties	11	vs Western Washington (Sep 03)
		at Central Washington (Sep 17)
		at Southwest Baptist (Sep 23)
Penalty Yards	110	at Central Washington (Sep 17)
Turnovers	6	vs Pittsburg State (Oct 01)
Interceptions By	4	at Colorado Mines (Aug 27)

OPPONENT INDIVIDUAL GAME HIGHS

Rushes	27	Race,Germaine, vs Pittsburg State (Oct 01)
Yards Rushing	150	Race,Germaine, vs Pittsburg State (Oct 01)
TD Rushes	3	Race,Germaine, vs Pittsburg State (Oct 01)
Long Rush	58	Monrean,James, vs Western Washington (Sep 03)
Pass attempts	45	Garrett Mehl, at Colorado Mines (Aug 27)
Pass completions	29	Garrett Mehl, at Colorado Mines (Aug 27)
Yards Passing	338	Reilly, at Central Washington (Sep 17)
TD Passes	3	Korrodi,Toby, vs Central Mo. St. (Sep 10)
		Reilly, at Central Washington (Sep 17)
Long Pass	81	Korrodi,Toby, vs Central Mo. St. (Sep 10)
Receptions	12	Justin Gallas, at Colorado Mines (Aug 27)
Yards Receiving	148	Justin Gallas, at Colorado Mines (Aug 27)
TD Receptions	2	Brookreson, at Central Washington (Sep 17)
Long Reception	81	Hefner,Micah, vs Central Mo. St. (Sep 10)
Field Goals	2	Sadler, at Central Washington (Sep 17)
		Frevert,Tommy, at NW Missouri State (Oct 08)
Long Field Goal	42	Sadler, at Central Washington (Sep 17)
Punts	7	Frankel,Matt, vs Central Mo. St. (Sep 10)
Punting Avg	45.7	Sadler, at Central Washington (Sep 17)
Long Punt	64	Frankel,Matt, vs Central Mo. St. (Sep 10)
Long Punt Return	50	Potucek, at Central Washington (Sep 17)
Long Kickoff Return	51	Justin Gallas, at Colorado Mines (Aug 27)
Tackles	12	Lattimer,Josh, vs Pittsburg State (Oct 01)
Sacks	2.0	Jared Heath, at Colorado Mines (Aug 27)
Tackles For Loss	3.0	Jared Heath, at Colorado Mines (Aug 27)
		Shamblin,Brett, vs Pittsburg State (Oct 01)
		Waters,Ryan, at NW Missouri State (Oct 08)
Interceptions	1	Nick Gilbreath, at Colorado Mines (Aug 27)
		Race,Greg, vs Central Mo. St. (Sep 10)
		Burch, at Central Washington (Sep 17)
		King,Klint, at Southwest Baptist (Sep 23)
		Shamblin,Brett, vs Pittsburg State (Oct 01)
		Dellasega,Nick, vs Pittsburg State (Oct 01)
		Sauber,Matt, vs Pittsburg State (Oct 01)

OPPONENT TEAM GAME HIGHS

Rushes	62	at Southwest Baptist (Sep 23)
Yards Rushing	305	vs Pittsburg State (Oct 01)
Yards Per Rush	5.5	vs Pittsburg State (Oct 01)
TD Rushes	3	vs Pittsburg State (Oct 01)
Pass attempts	53	at Colorado Mines (Aug 27)
Pass completions	32	at Colorado Mines (Aug 27)
Yards Passing	338	at Central Washington (Sep 17)
Yards Per Pass	10.6	at Central Washington (Sep 17)
TD Passes	3	vs Central Mo. St. (Sep 10)
		at Central Washington (Sep 17)
Total Plays	86	vs Pittsburg State (Oct 01)
Total Offense	517	vs Pittsburg State (Oct 01)
Yards Per Play	6.2	at Central Washington (Sep 17)
Points	48	at Central Washington (Sep 17)
Sacks By	4	vs Western Washington (Sep 03)
First Downs	34	vs Pittsburg State (Oct 01)
Penalties	12	at Central Washington (Sep 17)
Penalty Yards	117	at Southwest Baptist (Sep 23)
Turnovers	5	at Colorado Mines (Aug 27)
		vs Pittsburg State (Oct 01)
Interceptions By	3	vs Pittsburg State (Oct 01)

Golden, Colo.. - The Washburn Ichabods opened the 2005 season in fine fashion as they topped No. 14 ranked Colorado Mines 28-17. In the process, the Ichabods won their fourth straight overall game since the 1988 season when they won four straight from Oct. 1 to Oct. 22.

The Ichabods jumped on the board early as sophomore quarterback Jordan Brill, making his second career start, hit Sam Sissom on a 62-yard touchdown strike. It was the first of three Sissom touchdown receptions from Brill as he would finish with seven receptions for 231 yards and lifted his career touchdown tally to 36, setting the Washburn all-time record. He also raised his career point total to 226, tying Troy Slusser for the most points in school history. Sissom's 35 regular season touchdown receptions also ties Jamaica Rector's (Northwest Missouri, 2001-04) record for most in MIAA history.

After trading possessions with the Orediggers, Brill and Sissom hooked up again for an 82-yard touchdown to put the Ichabods up 14-0. The Ichabods would increase their lead to 21-0 after Sissom caught his final TD pass capping a 7-play, 97-yard drive after the Ichabod defense held the Orediggers out of the endzone from inside the Washburn 10

Washburn	14	7	7	0	28
No. 14 Colorado Mines	0	3	7	7	17

1st Quarter

WU 14:33 Sissom,Sam 62 yd pass from Brill,Jordan
Sabel,Connor kick
WU 10:06 Sissom,Sam 82 yd pass from Brill,Jordan
Sabel,Connor kick


WU 00:29 Sissom,Sam 6 yd pass from Brill,Jordan -
Sabel,Connor kick

CSM 00:03 Aaron Abel 38 yd field goal

CSM	11:54	Corey Huck 6 yd pass from Garrett Mehl		
Aaron Abel kick	8-49	2:58	21	10


WU	09:00	Hearn,Trent 5 yd run
----	-------	----------------------


4th Quarter
CSM 06:46
Aaron Abel kick

Colorado School of Mines 

Football Gameday *Senior Wide Receiver Justin Gallus*

2005 OREDIGGER FOOTBALL



 **Colorado School of Mines vs. Washburn**
Saturday, August 27, 2005 • 1:00 pm
Brooks Field • Golden, Colorado

The Orediggers would rebound with a 50-yard drive right before the half converting a 38-yard field goal to cut the Ichabod lead to 21-3 at the break.

In the second half, the Orediggers jumped on the board on their first drive of the half to cut the lead to 21-10, but the Ichabods came right back with a 78-yard drive finished off by Trent Hearn's 6-yard run, which would wrap the scoring for the Ichabods.

Colorado Mines added a touchdown late, but would not get any closer.

The Ichabods racked up 144 yards on the ground with Hearn going over the 100-yard mark with 21 carries for 106 yards and Ra'Shawn Mosley had 13 carries for 68 yards. Mike Odupitan had four catches for 57 yards and Jeff Scott had a career high 60 yards receiving with three receptions.

On the defense, the Ichabods created five turnovers, including two interceptions by Fletcher Terrell. Calvin Stuckey and Erin Beck each had interceptions and Terrell Cobb had a fumble recovery.

Senior Grant Gould had 12 tackles including two sacks for the Ichabods, giving him 343 for his career, needing seven to break the current school record of 349 held by Tony Scollieri.

	WU	CSM
FIRST DOWNS	19	23

Rushing	7	7
Passing	12	15
Penalty	0	1
NET YARDS RUSHING	144	76
Rushing Attempts	42	29
Average Per Rush	3.4	2.6
Yards Gained Rushing	181	107
Yards Lost Rushing	37	31
NET YARDS PASSING	348	303
Completions-Attempts-Int	14-25-1	32-53-4
Average Per Attempt	13.9	5.7
Average Per Completion	24.9	9.5
TOTAL OFFENSE YARDS	492	379
Total offense plays	67	82
Average Gain Per Play	7.3	4.6
Fumbles: Number-Lost	1-1	3-1
Penalties: Number-Yards	7-64	0-0
PUNTS-YARDS	5-207	3-99
Average Yards Per Punt	41.4	33.0
Net Yards Per Punt	24.8	32.3
Inside 20	0	2
KICKOFFS-YARDS	5-294	4-235
Average Yards Per Kickoff	58.8	58.8
Net Yards Per Kickoff	37.2	43.0
Touchbacks	2	0
Punt returns: Number-Yards-TD	1-2-0	3-43-0
Average Per Return	2.0	14.3
Kickoff returns: Number-Yds-TD	4-63-0	3-68-0
Average Per Return	15.8	22.7
Interceptions: Number-Yds-TD	4-15-0	1-3-0
Fumble Returns: Number-Yds-TD	0-0-0	1-20-0
Possession Time	27:50	32:10
Third-Down Conversions	6 of 14	3 of 15
Fourth-Down Conversions	0 of 1	5 of 7
Red-Zone Scores-Chances	2-2	2-4
Sacks By: Number-Yards	4-18	2-23
PAT Kicks	4-4	2-2

Washburn	28
No. 14 Colorado Mines	17

August 27, 2005 • Golden, Colo. • Brooks Field
Attendance: 2,143

Rushing	No	Gain	Loss	Net	TD	Lg	Avg
Mosley,Trent	21	106	0	106	1	31	5.0
Mosley,Ra'Shawn	13	74	6	68	0	23	5.2
Patterson,A.J.	1	0	1	-1	0	0	-1.0
Odupitan,Mike	1	0	3	-3	0	0	-3.0
TM-Ichabods	3	0	3	-3	0	0	-1.0
Brill,Jordan	3	1	24	-23	0	1	-7.7
Totals...	42	181	37	144	1	31	3.4

Passing	Att-Cmp-Int	Yds	TD	Long	Sack
BrillJordan	25-14-1	348	3	82	2
Totals...	25-14-1	348	3	82	2

Receiving	No.	Yds	TD	Long
Sissom,Sam	7	231	3	82
Odupitan,Mike	4	57	0	20
Scott,Jeff	3	60	0	38
Totals...	14	348	3	82

Punting	No.	Yds	Avg	Long	In20	TB
Massey,Curtis	5	207	41.4	48	0	2
Totals...	5	207	41.4	48	0	2

	Punts			Kickoffs			Intercepts.		
All Returns	No	Yds	Lg	No	Yds	Lg	No	Yds	Lg
Odupitan,Mike	0	0	0	3	49	27	0	0	0
Beck,Erin	0	0	0	0	0	0	1	-1	0
Tetuan,Jared	1	2	2	1	14	14	0	0	0
Stuckey,Calvin	0	0	0	0	0	0	1	16	16
Torrell,Fletcher	0	0	0	0	0	0	2	0	0
Totals...	1	2	2	4	63	27	4	15	16

Field Goals
no attempts

Rushing	No	Gain	Loss	Net	TD	Lg	Avg
Garrett Mehl	16	63	26	37	0	20	2.3
Bryan Florendo	10	39	5	34	0	8	3.4
Danny Medina	3	5	0	5	0	5	1.7
Totals...	29	107	31	76	0	20	2.6

Passing	Att-Cmp-Int	Yds	TD	Long	Sack
Garrett Mehl	45-29-1	281	2	25	4
Danny Medina	8-3-3	22	0	10	0
Totals...	53-32-4	303	2	25	4

Receiving	No.	Yds	TD	Long
Justin Gallas	12	148	1	25
Bryan Florendo	10	86	0	19
Derek Dykstra	4	21	0	9
Corey Huck	3	21	1	9
Ryan Hollinshea	2	15	0	11
Michael Curl	1	12	0	12
Totals...	32	303	2	25

Punting	No.	Yds	Avg	Long	In20	TB
Danny Medina	3	99	33.0	35	2	0
Totals...	3	99	33.0	35	2	0

	Punts			Kickoffs			Intercepts		
	No	Yds	Lg	No	Yds	Lg	No	Yds	Lg
Justin Gallas	3	43	29	2	68	51	0	0	0
Michael Claffey	0	0	0	1	0	0	0	0	0
Nick Gilbreath	0	0	0	0	0	0	1	3	3
Totals...	3	43	29	3	68	51	1	3	3

Aaron Abel	2nd	00:03	38 yds	Good
------------	-----	-------	--------	------

TOPEKA -- The Washburn Ichabods improved to 2-0 with a 31-21 win over Western Washington on Saturday in Yager Stadium.

The Ichabods found themselves down early as the Vikings' All-America wide receiver Andy Olson scored on an 8-yard reverse putting Western Washington up 7-0. The Ichabods would crack the scoring column on the ensuing drive on a career-long 41-yard field goal by Connor Sabel.

Ra'Shawn Mosley put the Ichabods up for good as he capped a 58-yard drive with a 4-yard touchdown run.

The Ichabods scored again on the very next play from scrimmage as the Fletcher Terrell picked off a Jame Monrean pass and return it 23 yards for a touchdown to give the Ichabods a 17-7 lead before the end of the first quarter.

The Ichabods added another score as Brandon Walker came in at quarterback and scampered 78 yards for a touchdown to put the 'Bods up 24-7. Trent Hearn rushed 19 yards for a touchdown at the 6:17 mark of the


second quarter to put the Ichabods up 31-7, but that would be all the scoring for the Ichabods as they were shutout by the Vikings in the second half.

The Vikings' offense came alive as Monrean would hit Olson for a 35-yard touchdown strike with 4:09 left in the half and Darrius Tuggle for a 28-yard connection with 11 seconds left in the half to end the scoring for both teams.

Grant Gould became

Washburn's all-time leading tackler by collecting his 353rd of his career on the afternoon. He finished the game with 10 tackles, passing Tony Scollieri who had 349 for his career at Washburn. Terrell Cobb led the Ichabods with 11 tackles and a forced fumble.

The Ichabods racked up 425 yards in total offense behind Hearn's 94 yards rushing on 16 carries. Jordan Brill was 11 for 18 for 199 yards and Mike Odupitan had six catches for 119 yards.



Score by Quarters

Western Washington	7	14	0	0	21
Washburn	17	14	0	0	31

Scoring Summary

1st Quarter

WWU	09:22	Olson, Andy	8 yd run
		Younggren, Ace	kick
WU	05:14	Sabel, Connor	41 yd field goal
WU	01:51	Mosley, Ra'Shawn	4 yd run
		Sabel, Connor	kick
WU	01:36	Terrell, Fletcher	23 yd interception return
		Sabel, Connor	kick

2nd Quarter

WU	12:02	Walker, Brandon	78 yd run
		Sabel, Connor	kick
WU	06:17	Hearn, Trent	19 yd run
		Sabel, Connor	kick
WWU	04:09	Olson, Andy	35 yd pass from Monrean, James
		Younggren, Ace	kick
WWU	00:11	Tuggle, Darrius	28 yd pass from Monrean, James
		Younggren, Ace	kick

Team Stats

	WWU	WU
FIRST DOWNS	19	21
Rushing	8	10
Passing	9	8
Penalty	2	3
NET YARDS RUSHING	137	226
Rushing Attempts	32	42
Average Per Rush	4.3	5.4
Yards Gained Rushing	183	268
Yards Lost Rushing	46	42
NET YARDS PASSING	266	199
Completions-Attempts-Int	22-39-1	11-18-0
Average Per Attempt	6.8	11.1
Average Per Completion	12.1	18.1
TOTAL OFFENSE YARDS	403	425
Total offense plays	71	60
Average Gain Per Play	5.7	7.1
Fumbles: Number-Lost	4-2	5-3
Penalties: Number-Yards	6-60	11-93
PUNTS-YARDS	5-161	4-144
Average Yards Per Punt	32.2	36.0
50+ Yards	0	2
KICKOFFS-YARDS	4-228	6-372
Average Yards Per Kickoff	57.0	62.0
Net Yards Per Kickoff	34.5	46.7
Touchbacks	0	1
Punt returns: Number-Yards-TD	2-25-0	1-7-0
Average Per Return	12.5	7.0
Kickoff returns: Number-Yds-TD	4-72-0	4-90-0
Average Per Return	18.0	22.5
Interceptions: Number-Yds-TD	0-0-0	1-23-1
Fumble Returns: Number-Yds-TD	0-0-0	0-0-0
Miscellaneous Yards	0	0
Possession Time	30:10	29:50
Third-Down Conversions	3 of 13	3 of 10
Fourth-Down Conversions	0 of 3	1 of 1
Red-Zone Scores-Chances	1-1	2-2
Sacks By: Number-Yards	4-28	3-15
PAT Kicks	3-3	4-4

Western Washington 21 Washburn 31

Sept. 3, 2005 • Topeka, Kan. • Yager Stadium
Attendance: 4,765

Washburn

Rushing	No	Gain	Loss	Net	TD	Lg	Avg
Hearn, Trent	16	99	5	94	1	19	5.9
Walker, Brandon	3	84	3	81	1	78	27.0
Mosley, Ra'Shawn	14	70	6	64	1	13	4.6
Odupitan, Mike	1	7	0	7	0	7	7.0
Patterson, A.J.	1	2	0	2	0	2	2.0
TM-Ichabods	2	0	2	-2	0	0	-1.0
Brill, Jordan	5	6	26	-20	0	6	-4.0
Totals...	42	268	42	226	3	78	5.4

Passing	Att	Cmp	Int	Yds	TD	Long	Sack
Brill, Jordan	18	11	0	199	0	49	4
Totals...	18	11	0	199	0	49	4

Receiving	No.	Yds	TD	Long
Odupitan, Mike	6	119	0	38
Lehman, Cason	3	33	0	19
Tetuan, Jarod	2	47	0	49
Totals...	11	199	0	49

Punting	No.	Yds	Avg	Long	In20	TB
Massey, Curtis	4	144	36.0	53	1	0
Totals...	4	144	36.0	53	1	0

All Returns	No	Yds	Lg	No	Yds	Lg	No	Yds	Lg
Odupitan, Mike	0	0	0	3	64	35	0	0	0
Tetuan, Jarod	0	0	0	1	26	26	0	0	0
Sisson, Sam	1	7	7	0	0	0	0	0	0
Terrell, Fletcher	0	0	0	0	0	0	1	23	23
Totals...	1	7	7	4	90	35	1	23	23

Field Goals

Sabel, Connor	1st	11:16	45 yds	Missed
Sabel, Connor	1st	05:14	41 yds	Good

Western Washington

Rushing	No	Gain	Loss	Net	TD	Lg	Avg
Monrean, James	8	80	30	50	0	58	6.2
Carlyle, Jake	11	44	0	44	0	12	4.0
Jackson, Jordyn	5	30	0	30	0	13	6.0
Tuggle, Darrius	6	21	0	21	0	5	3.5
Olson, Andy	1	8	0	8	1	8	8.0
Team	1	0	16	-16	0	0	-16.0
Totals...	32	183	46	137	1	58	4.3

Passing	Att	Cmp	Int	Yds	TD	Long	Sack
Monrean, James	39	22	1	266	2	36	3
Totals...	39	22	1	266	2	36	3

Receiving	No.	Yds	TD	Long
Olson, Andy	6	105	1	36
Upchurch, Brett	6	76	0	20
Wilson, Matt	2	20	0	15
Carlyle, Jake	2	17	0	16
Yoney, Nick	2	12	0	6
Robinson, Chris	2	6	0	6
Tuggle, Darrius	1	28	1	28
Jackson, Jordyn	1	2	0	2
Totals...	22	266	2	36

Punting	No.	Yds	Avg	Long	In20	TB
Anderson, Corbin	5	161	32.2	39	2	1
Totals...	5	161	32.2	39	2	1

All Returns	No	Yds	Lg	No	Yds	Lg	No	Yds	Lg
Olson, Andy	1	19	19	0	0	0	0	0	0
Jackson, Jordyn	0	0	0	2	42	33	0	0	0
Dell, Casey	1	6	6	0	0	0	0	0	0
Russell, Zach	0	0	0	2	30	16	0	0	0
Totals...	2	25	19	4	72	33	0	0	0

Field Goals


no attempts

TOPEKA - The Washburn Ichabods improved to 3-0 after toping Central Missouri 42-27 in Yager Stadium. The win was the sixth straight overall win dating back to last season - something that no Ichabod team has done since 1964 - while in the process snapping an eight-game losing streak to the Mules.

The Ichabods jumped on the board first as Jordan Brill hooked up with Mike Odupitan on a 45-yard pass reception capping a six-play, 95-yard drive. The Mules would score their only two points in the first half on a safety late in the first quarter.

The Ichabods rounded out the scoring in the first half with a 7-yard touchdown pass to Jarod Tetuan. It was a busy day for Tetuan as he played both offense and defense for the Ichabods as well as special teams. He had one rush, one carry, one punt return and six tackles in the game.

In the second half, the Mules jumped on the board first as Spencer Webb hit a 32-yard field goal. The teams traded scores as the Cason Lehman caught a 19-yard touchdown pass from Brill - the second of his third TD passes on the day. After a CMSU score to cut the lead



to 21-13, Fletcher Terrell set a Washburn record and became the 13th person in MIAA history to return a kickoff for 100 yards to push the lead back to 15.

The Ichabods would add another score on a Ra'Shawn Mosley 25-yard touchdown run. The Mules would score to cut the lead to 35-19.

Washburn running back Trent Hearn would close out the Ichabod scoring with a 39-yard run to push the lead back to 42-19. The Mules added the final score on a touchdown pass rounding out the scoring at

42-27.

The Ichabod defense held the Mules to 87 yards of total offense in the first half. Grant Gould led the Ichabods with nine tackles including one sack. Aaron Neal had nine tackles. Nick Bull had the Ichabods only interception of the game and he returned in 12 yards to set up a Washburn touchdown.

Trent Hearn led the Washburn rushing attack with 90 yards and one touchdown. Ra'Shawn Mosley had 78 yards and the team overall had 178 yards.

Mike Odupitan had five catches for 111 yards and one touchdown.

Score by Quarters

Central Mo. St.	2	0	11	14	27
Washburn	7	7	14	14	42

Scoring Summary

1st Quarter

WU	07:15	Odupitan, Mike	45 yd pass from Brill, Jordan
		Sabel, Connor	kick
CMSU	00:25	TEAM	safety

2nd Quarter

WU	12:14	Tetuan, Jarod	7 yd pass from Brill, Jordan
		Sabel, Connor	kick

3rd Quarter

CMSU	08:21	Webb, Spencer	32 yd field goal
WU	02:22	Lehman, Cason	19 yd pass from Brill, Jordan
		Sabel, Connor	kick
CMSU	01:23	Hefner, Micah	81 yd pass from Korrodi, Toby
		Walker, Delanie	pass
WU	01:10	Terrell, Fletche	100 yd kickoff return
		Sabel, Connor	kick

4th Quarter

WU	08:51	Mosley, Ra'Shawn	25 yd run
		Sabel, Connor	kick
CMSU	04:44	Caldwell, Will	10 yd pass from Korrodi, Toby
		Korrodi, Toby	pass failed
WU	04:00	Hearn, Trent	39 yd run
		Sabel, Connor	kick
CMSU	02:08	Walker, Delanie	15 yd pass from Korrodi, Toby
		Hefner, Micah	pass

Team Stats

	CMSU	WU
FIRST DOWNS	17	22
Rushing	4	8
Passing	9	11
Penalty	4	3
NET YARDS RUSHING	68	178
Rushing Attempts	33	43
Average Per Rush	2.1	4.1
Yards Gained Rushing	115	232
Yards Lost Rushing	47	54
NET YARDS PASSING	247	182
Completions-Attempts-Int	22-38-1	13-21-1
Average Per Attempt	6.5	8.7
Average Per Completion	11.2	14.0
TOTAL OFFENSE YARDS	315	360
Total offense plays	71	64
Average Gain Per Play	4.4	5.6
Fumbles: Number-Lost	1-0	2-1
Penalties: Number-Yards	9-66	8-97
PUNTS-YARDS	7-296	3-66
Average Yards Per Punt	42.3	22.0
Net Yards Per Punt	31.4	15.3
KICKOFFS-YARDS	3-195	8-459
Average Yards Per Kickoff	65.0	57.4
Touchbacks	1	4
Punt returns: Number-Yards-TD	0-0-0	1-16-0
Average Per Return	0.0	16.0
Kickoff returns: Number-Yards-TD	4-48-0	3-145-1
Average Per Return	12.0	48.3
Interceptions: Number-Yards-TD	1-0-0	1-12-0
Fumble Returns: Number-Yards-TD	0-0-0	0-0-0
Miscellaneous Yards	0	0
Possession Time	31:01	28:59
Third-Down Conversions	7 of 18	5 of 11
Fourth-Down Conversions	1 of 2	1 of 3
Red-Zone Scores-Chances	3-3	2-2
Sacks By: Number-Yards	1-11	2-12
PAT Kicks	0-0	6-6
Field Goals	1-1	0-0

Central Missouri 27 Washburn 42

Sept. 10, 2005 • Topeka, Kan. • Yager Stadium
Attendance: 5,840

Washburn

Rushing	No	Gain	Loss	Net	TD	Lg	Avg
Hearn, Trent	13	91	1	90	1	39	6.9
Mosley, Ra'Shawn	12	81	3	78	1	25	6.5
Walker, Brandon	8	39	1	38	0	11	4.8
McCann, Chris	2	10	0	10	0	10	5.0
Tetuan, Jarod	1	4	0	4	0	4	4.0
Patterson, A.J.	1	3	0	3	0	3	3.0
Brill, Jordan	3	4	11	-7	0	3	-2.3
TM-Ichabods	3	0	38	-38	0	0	-12.7
Totals...	43	232	54	178	2	39	4.1

Passing	Att	Cmp	Int	Yds	TD	Long	Sack
Brill, Jordan	21	13	1	182	3	45	1
Totals...	21	13	1	182	3	45	1

Receiving	No.	Yds	TD	Long
Odupitan, Mike	5	111	1	45
Lehman, Cason	4	49	1	19
Mosley, Ra'Shawn	2	6	0	5
Lebahn, Jake	1	9	0	9
Tetuan, Jarod	1	7	1	7
Totals...	13	182	3	45

Punting	No.	Yds	Avg	Long	In20	TB
Boswell, Ben	1	21	21.0	21	0	0
Massey, Curtis	2	45	22.5	33	0	1
Totals...	3	66	22.0	33	0	1

All Returns	No	Yds	Lg	No	Yds	Lg	No	Yds	Lg
Lehman, Cason	0	0	0	1	5	5	0	0	0
Tetuan, Jarod	1	16	16	0	0	0	0	0	0
Bull, Nick	0	0	0	0	0	0	1	12	12
Terrell, Fletcher	0	0	0	2	140	100	0	0	0
Totals...	1	16	16	3	145	100	1	12	12

Field Goals
no attempts

Central Missouri

Rushing	No	Gain	Loss	Net	TD	Lg	Avg
Caldwell, Will	21	79	7	72	0	16	3.4
Spiegel, Mike	5	28	0	28	0	16	5.6
Walker, Delanie	1	2	0	2	0	2	2.0
Bouknight, Jim	2	6	5	1	0	6	0.5
TEAM	1	0	17	-17	0	0	-17.0
Korrodi, Toby	3	0	18	-18	0	0	-6.0
Totals...	33	115	47	68	0	16	2.1

Passing	Att	Cmp	Int	Yds	TD	Long	Sack
Korrodi, Toby	25	17	0	215	3	81	2
Spiegel, Mike	13	5	1	32	0	10	0
Totals...	38	22	1	247	3	81	2

Receiving	No.	Yds	TD	Long
Caldwell, Will	7	54	1	10
Walker, Delanie	4	38	1	15
Jacobsen, Matt	3	30	0	15
Bouknight, Jim	2	15	0	13
Zwilling, Zach	2	13	0	7
Maxwell, Ted	2	12	0	7
Hefner, Micah	1	81	1	81
McCartney, Jason	1	4	0	4
Totals...	22	247	3	81

Punting	No.	Yds	Avg	Long	In20	TB
Frankel, Matt	7	296	42.3	64	2	3
Totals...	7	296	42.3	64	2	3

All Returns	No	Yds	Lg	No	Yds	Lg	No	Yds	Lg
Walker, Delanie	0	0	0	1	29	29	0	0	0
Bouknight, Jim	0	0	0	1	18	18	0	0	0
Race, Greg	0	0	0	0	0	0	1	0	0
Patton, Dustin	0	0	0	1	1	1	0	0	0
Harris, Robert	0	0	0	1	0	0	0	0	0
Totals...	0	0	0	4	48	29	1	0	0

Field Goals

Webb, Spencer 3rd 08:21 32 yds Good


BOLIVAR, Mo. - The Washburn Ichabods scored 42 unanswered points in a 56-21 comeback win over Southwest Baptist at Plaster Stadium Saturday. Washburn trailed 21-14 late in the first half before dominating the second half en route to victory. With the win, Washburn improved to 4-1 and 2-0 in the MIAA.

Washburn suffered an early turnover to lead to an SBU touchdown just over a minute into the game on Rony Santil's touchdown reception.

Grant Gould turned the tables on the Bearcats by running in a interception return 26 yards for a touchdown minutes later.

The two squads traded scores the rest of the half, including a 7-yard scoring grab by Cason Lehman and a 12-yard grab by Mike Odupitan with 26 seconds left in the half on passes by Jordan Brill. The squads were deadlocked at 21 at the break before Washburn erupted.

The Ichabods owned the second half and went up for good on Jake Lebahn's 47-yard touchdown reception from Brill at 11:13 left in the third quarter. Lebahn added another touchdown on a blocked punt return at 9:01 in the



quarter.

Trent Hearn capped the scoring in the third on a 25-yard touchdown run before Ra'Shawn

Mosley added a 15 yard score and Rashawn Bland added a 1-yard run in the fourth quarter to give Washburn a 35-0 margin in the second half.

Mosley led Washburn with 72 yards rushing, while A.J. Patterson and Hearn added 70 and 63 yards respectively. Patterson had a 53 yard run late in the game for

the day. Brill finished with 187 yards and three touchdowns on 10 of 17 passing.

Gould finished with 12 tackles, including three for loss to go along with his interception return for a score. Henry Talley was the other Ichabod in double figures with 10 tackles. Josh Looney and Fletcher Terrell added interceptions in the win.

Score by Quarters

Washburn	7	14	21	14	56
Southwest Baptist	7	14	0	0	21

Scoring Summary

1st Quarter

SBU	13:59	Santil,Rony	8 yd pass from Clardy,Robert
		Smith,Ryan	kick
WU	09:37	Gould,Grant	26 yd interception return
		Sabel,Connor	kick

2nd Quarter

SBU	12:47	Clardy,Robert	7 yd run
		Smith,Ryan	kick
WU	04:18	Lehman,Cason	7 yd pass from Brill,Jordan
		Sabel,Connor	kick
SBU	02:00	Clardy,Robert	1 yd run
		Smith,Ryan	kick
WU	00:26	Odupitan,Mike	12 yd pass from Brill,Jordan
		Sabel,Connor	kick

3rd Quarter

WU	11:13	Lebahn,Jake	47 yd pass from Brill,Jordan
		Sabel,Connor	kick
WU	09:01	Lebahn,Jake	15 yd blocked punt return
		Sabel,Connor	kick
WU	04:46	Hearn,Trent	25 yd run
		Sabel,Connor	kick

4th Quarter

WU	14:03	Mosley,Ra'Shawn	15 yd run
		Sabel,Connor	kick
WU	05:30	Bland,Rawshawn	1 yd run
		Sabel,Connor	kick

Team Stats

	WU	SBU
FIRST DOWNS	22	20
Rushing	11	15
Passing	7	3
Penalty	4	2
NET YARDS RUSHING	247	248
Rushing Attempts	39	62
Average Per Rush	6.3	4.0
Yards Gained Rushing	268	290
NET YARDS PASSING	196	92
Completions-Attempts-Int	11-19-1	13-18-3
Average Per Attempt	10.3	5.1
TOTAL OFFENSE YARDS	443	340
Total offense plays	58	80
Average Gain Per Play	7.6	4.2
Fumbles: Number-Lost	0-0	1-0
Penalties: Number-Yards	11-88	8-117
PUNTS-YARDS	4-169	4-106
Average Yards Per Punt	42.2	26.5
Net Yards Per Punt	30.5	15.0
KICKOFFS-YARDS	9-436	4-260
Average Yards Per Kickoff	48.4	65.0
Punt returns: Number-Yards-TD	3-46-1	3-47-0
Average Per Return	15.3	15.7
Kickoff returns: Number-Yds-TD	3-58-0	9-137-0
Average Per Return	19.3	15.2
Interceptions: Number-Yds-TD	3-38-1	1-22-0
Fumble Returns: Number-Yds-TD	0-0-0	0-0-0
Miscellaneous Yards	0	0
Possession Time	24:01	35:59
Third-Down Conversions	1 of 7	6 of 15
Fourth-Down Conversions	0 of 0	1 of 4
Red-Zone Scores-Chances	4-4	3-3
Sacks By: Number-Yards	2-24	2-17
PAT Kicks	8-8	3-3
Field Goals	0-1	0-0

Washburn Southwest Baptist

56
21

Sept. 24, 2005 • Bolivar, Mo.
Plaster Stadium • Attendance: 1,938

Washburn

Rushing	No	Gain	Loss	Net	TD	Lg	Avg
Mosley,Ra'Shawn	10	72	0	72	1	15	7.2
Patterson,A.J.	6	70	0	70	0	53	11.7
Hearn,Trent	10	66	3	63	1	25	6.3
Walker,Brandon	8	51	18	33	0	16	4.1
Brill,Jordan	2	4	0	4	0	4	2.0
Mangino,Tommy	1	2	0	2	0	2	2.0
Odupitan,Mike	1	2	0	2	0	2	2.0
Bland,Rawshawn	1	1	0	1	1	1	1.0
Totals...	39	268	21	247	3	53	6.3

Passing	Att-Cmp-Int	Yds	TD	Long	Sack
Brill,Jordan	17-10-1	187	3	47	0
Mangino,Tommy	2-1-0	9	0	9	0
Walker,Brandon	0-0-0	0	0	0	2
Totals...	19-11-1	196	3	47	2

Receiving	No.	Yds	TD	Long
Lehman,Cason	4	47	1	16
Odupitan,Mike	3	74	1	35
Lebahn,Jake	2	56	1	47
Bland,Rawshawn	1	12	0	12
Walker,Brandon	1	7	0	7
Totals...	11	196	3	47

Punting	No.	Yds	Avg	Long	In20	TB
Massey,Curtis	4	169	42.2	52	2	0
Totals...	4	169	42.2	52	2	0

All Returns	No	Yds	Lg	No	Yds	Lg	No	Yds	Lg
Odupitan,Mike	0	0	0	1	29	29	0	0	0
Lebahn,Jake	0	15	15	0	0	0	0	0	0
Tetuan,Jarod	0	0	0	2	29	17	0	0	0
Gould,Grant	0	0	0	0	0	0	1	26	26
Looney,Josh	0	0	0	0	0	0	1	4	4
Terrell,Fletcher	0	0	0	0	0	0	1	8	8
Brown,Chris	1	10	0	0	0	0	0	0	0
Mosley,Ra'Shawn	2	21	15	0	0	0	0	0	0
Totals...	3	46	15	3	58	29	3	38	26

Field Goals

Sabel,Connor	1st	03:57	43 yds	Missed
--------------	-----	-------	--------	--------

Southwest Baptist

Rushing	No	Gain	Loss	Net	TD	Lg	Avg
Nicholson,Moine	21	103	4	99	0	21	4.7
Valenzuela,Hect	15	63	1	62	0	11	4.1
Clardy,Robert	18	84	30	54	2	27	3.0
Randle,Matthew	2	24	0	24	0	19	12.0
Jefferies,Mauri	3	8	2	6	0	5	2.0
Windham,LaMarcu	1	5	0	5	0	5	5.0
Smart,Nick	2	3	5	-2	0	3	-1.0
Totals...	62	290	42	248	2	27	4.0

Passing	Att-Cmp-Int	Yds	TD	Long	Sack
Clardy,Robert	18-13-3	92	1	16	2
Totals...	18-13-3	92	1	16	2

Receiving	No.	Yds	TD	Long
Windham,LaMarcu	5	35	0	16
Santil,Rony	4	31	1	12
Smart,Nick	2	16	0	9
Nicholson,Moine	2	10	0	6
Totals...	13	92	1	16

Punting	No.	Yds	Avg	Long	In20	TB
Bowers,Tim	3	106	35.3	50	0	0
TEAM	1	0	0.0	0	0	0
Totals...	4	106	26.5	50	0	0

All Returns	No	Yds	Lg	No	Yds	Lg	No	Yds	Lg
Windham,LaMarcu	1	36	36	0	0	0	0	0	0
Maiwelmal,Joey	0	0	0	1	4	4	0	0	0
Dunn,Nathan	0	0	0	1	11	11	0	0	0
Parrish,Darcy	0	0	0	1	3	3	0	0	0
Grant,Frank	0	0	0	3	47	28	0	0	0
King,Klint	0	0	0	0	0	0	1	22	22
Rogers,David	0	0	0	1	7	7	0	0	0
Jefferies,Mauri	2	11	10	2	65	36	0	0	0
Totals...	3	47	36	9	137	36	1	22	22

Field Goals

none


TOPEKA - The Washburn Ichabods snapped a 25-game losing streak while topping the No. 4 ranked Pittsburg State Gorillas in a 35-34 overtime win. With the win, the Ichabods improved to 5-1 and 3-0 in the MIAA and the Gorillas dropped to 4-2, 3-1 in conference play. The win was the first for the Ichabods over the Gorillas since Oct. 4, 1980 in Topeka in a 38-36 win.

The Ichabods won the opening toss and jumped on the board with an eight-play, 80-yard drive as Trent Hearn would score on a 3-yard touchdown run. It would be the first of three touchdown rushes for Hearn as he would finish the day with 162 yards on 30 carries. He rushed for all 25 yards on the Ichabods' overtime drive.

After the Ichabods took the early lead, Washburn would add another touchdown as Jordan Brill hooked up with Jake Lebahn on a 24-yard strike capping an eight-play, 95-yard drive. The Ichabods would add another as Hearn had a 22-yard scamper after PSU's Andy Majors was picked off by Calvin Stuckey at the Washburn 12 and he returned it 55 yards to the Pitt State 33.

On the next Pitt State drive, they would score on a Germaine Race 26-yard run. On the ensuing kickoff, Fletcher Terrell ran back his second kickoff of the season as he returned the kickoff 83 yards for a score to push the Ichabod lead back to 28-7 heading into the break.

In the second half, the Gorillas took the first drive of the third quarter and marched 65 yards in five plays to cut the Ichabod lead to 28-14. On the ensuing kickoff, the Ichabods would fumble and the Gorillas would take possession back at the Washburn 16. However, four plays into the drive, the



Ichabods' Mike Gonzalez would force a fumble at the Washburn 6 and recover the ball at the Washburn 13 to end the Gorillas' scoring threat.

The Gorillas would score on a 12-play, 93 yard drive cutting the lead to 28-21. After trading possessions and a missed field goal by the Ichabods, the Gorillas would drive 80 yards to tie the score at 28 with 32 seconds remaining.

The Ichabods won the overtime toss and elected to be on defense first. The Gorillas scored in three plays as Race rushed for two yards, however the extra point attempt by Nathan Alleman missed, sailing to the right.

The Ichabods took over at the Pitt State 25. Hearn rushed three straight times for the

Ichabods on carries of 6, 12, and 7 yards for the touchdown. After a Gorilla time out, Connor Sabel's extra point was perfect through the uprights giving the Ichabods its highest win over a nationally ranked opponent since joining the NCAA ranks, improving them to 4-31 since joining Division II.

Hearn averaged 5.4 yards per carry while racking up the 162 yards, his most since rushing for 175 against Missouri-Rolla as a freshman. Ra'Shawn Mosley had 36 yards on the ground as the Ichabods rushed for 217 as a team.

Brill passed for 205 yards with 70 receiving yards going to Cason Lehman and Mike Odupitan.

Mike Gonzalez had a career-high 18 tackles to lead the Ichabod defense. He capped the day with two forced fumbles and two fumble recoveries. Jarod Tetuan had 12 tackles with a forced fumble and Aaron Neal and Grant Gould each had 10 tackles.

Score by Quarters

Pittsburg State	0	7	7	14	6	34
Washburn	14	14	0	0	7	35

Scoring Summary

1st Quarter

WU	12:01	Hearn, Trent	3 yd run
		Sabel, Connor	kick
WU	07:20	Lebahn, Jake	24 yd pass from Brill, Jordan
		Sabel, Connor	kick

2nd Quarter

WU	12:25	Hearn, Trent	22 yd run
		Sabel, Connor	kick
PSU	08:36	Race, Germaine	26 yd run
		Alleman, Nathan	kick
WU	08:23	Terrell, Fletcher	83 yd kickoff return
		Sabel, Connor	kick

3rd Quarter

PSU	12:54	Twito, Brandon	7 yd pass from Majors, Andy
		Alleman, Nathan	kick

4th Quarter

PSU	14:16	Race, Germaine	9 yd run
		Alleman, Nathan	kick
PSU	00:32	Pray, Bryan	16 yd pass from Majors, Andy
		Alleman, Nathan	kick
	10-80	3:17	28

Overtime

PSU	15:00	Race, Germaine	2 yd run
		Alleman, Nathan	kick failed
WU	15:00	Hearn, Trent	7 yd run
		Sabel, Connor	kick

Team Stats

	PSU	WU
FIRST DOWNS	34	22
Rushing	18	10
Passing	14	10
Penalty	2	2
NET YARDS RUSHING	305	217
Rushing Attempts	55	44
Average Per Rush	5.5	4.9
Yards Gained Rushing	324	233
Yards Lost Rushing	19	16
NET YARDS PASSING	212	219
Completions-Attempts-Int	16-31-2	15-24-3
Average Per Completion	13.2	14.6
TOTAL OFFENSE YARDS	517	436
Total offense plays	86	68
Average Gain Per Play	6.0	6.4
Fumbles: Number-Lost	3-3	4-3
Penalties: Number-Yards	7-44	6-45
PUNTS-YARDS	4-172	3-82
Average Yards Per Punt	43.0	27.3
Net Yards Per Punt	36.5	25.0
KICKOFFS-YARDS	5-275	5-280
Average Yards Per Kickoff	55.0	56.0
Punt returns: Number-Yards-TD	2-7-0	3-26-0
Average Per Return	3.5	8.7
Kickoff returns: Number-Yds-TD	3-60-0	4-119-1
Average Per Return	20.0	29.8
Interceptions: Number-Yds-TD	3-20-0	2-55-0
Fumble Returns: Number-Yds-TD	0-0-0	0-0-0
Miscellaneous Yards	0	0
Possession Time	28:59	31:01
Third-Down Conversions	9 of 16	6 of 12
Fourth-Down Conversions	2 of 2	0 of 0
Red-Zone Scores-Chances	3-6	1-3
Sacks By: Number-Yards	2-11	1-3
PAT Kicks	4-5	5-5
Field Goals	0-1	0-1

No. 4 Pittsburg State 34 Washburn 35

Oct. 1, 2005 • Topeka, Kan.
Yager Stadium • Attendance: 6,498

Washburn									
Rushing	No	Gain	Loss	Net	TD	Lg	Avg		
Hearn, Trent	30	166	4	162	3	39	5.4		
Mosley, Ra'Shawn	6	36	0	36	0	11	6.0		
Walker, Brandon	3	17	0	17	0	8	5.7		
Odupitan, Mike	1	9	0	9	0	9	9.0		
TM-Ichabods	1	0	1	-1	0	0	-1.0		
Brill, Jordan	3	5	11	-6	0	5	-2.0		
Totals...	44	233	16	217	3	39	4.9		
Passing	Att	Cmp	Int	Yds	TD	Long	Sack		
Brill, Jordan	23	14	3	205	1	36	2		
Walker, Brandon	1	1	0	14	0	14	0		
Totals...	24	15	3	219	1	36	2		
Receiving	No.	Yds	TD	Long					
Lehman, Cason	5	70	0	22					
Odupitan, Mike	4	70	0	36					
Lebahn, Jake	2	51	1	27					
Gardiner, Aaron	1	12	0	12					
Hearn, Trent	1	10	0	10					
Scott, Jeff	1	9	0	9					
Mosley, Ra'Shawn	1	-3	0	0					
Totals...	15	219	1	36					
Punting	No.	Yds	Avg	Long	In20	TB			
Massey, Curtis	2	82	41.0	44	2	0			
TM-Ichabods	1	0	0.0	0	0	0			
Totals...	3	82	27.3	44	2	0			
Pittsburg State									
Rushing	No	Gain	Loss	Net	TD	Lg	Avg		
Race, Germaine	27	158	8	150	3	26	5.6		
Majors, Andy	19	135	8	127	0	37	6.7		
Taylor, Joe	7	18	0	18	0	8	2.6		
Pray, Bryan	1	13	0	13	0	13	13.0		
TEAM	1	0	3	-3	0	0	-3.0		
Totals...	55	324	19	305	3	37	5.5		
Passing	Att	Cmp	Int	Yds	TD	Long	Sack		
Majors, Andy	30	16	2	212	2	19	1		
TEAM	1	0	0	0	0	0	0		
Totals...	31	16	2	212	2	19	1		
Receiving	No.	Yds	TD	Long					
Curran, Pierce	6	86	0	18					
Clawson, Eric	4	53	0	15					
Pray, Bryan	3	40	1	19					
Twito, Brandon	2	22	1	15					
Taylor, Joe	1	11	0	11					
Totals...	16	212	2	19					
Punting	No.	Yds	Avg	Long	In20	TB			
Stephenson, Grant	3	127	42.3	54	1	0			
Majors, Andy	1	45	45.0	45	1	0			
Totals...	4	172	43.0	54	2	0			
Pittsburg State									
All Returns	No	Yds	Lg	No	Yds	Lg	No	Yds	Lg
Pray, Bryan	1	1	1	2	48	33	0	0	0
Dellasega, Nick	0	0	0	0	0	0	1	11	11
Sauber, Matt	0	0	0	0	0	0	1	9	9
Cartwright, Austin	1	6	0	0	0	0	0	0	0
Northern, Jason	0	0	0	1	12	12	0	0	0
Shamblin, Brett	0	0	0	0	0	0	1	0	0
Totals...	2	7	1	3	60	33	3	20	11
Field Goals									
Alleman, Nathan	2nd	00:14	32 yds						Missed

MARYVILLE, Mo. - The Washburn Ichabods' Connor Sabel connected on 23-yard field goal with :04 seconds remaining as Washburn knocked off its second top-five team in a week with a 31-28 win over No. 5 Northwest Missouri. The win lifted the Ichabods to 6-1 overall and alone into first place in the MIAA with a perfect 4-0 record.

Northwest Missouri scored first with a 19-yard field goal after a massive defensive stand to start the game by the Ichabods. After a mis-handled snap on a punt, the Bearcats recovered the football at the Ichabod 8 yard line. But the Ichabods defense held and forced the Bearcat field goal. It was the first time the Bearcats scored first in a game this season and did not win.


After the teams traded drives, the Ichabods forced a punt by the Bearcats, but Fletcher Terrell would pick up the first of his two blocked punts on the afternoon and the Ichabods recovered the ball at the Northwest 12 yard line. Two plays later, Trent Hearn scored on a 7-yard run. Hearn would go on to score three rushing touchdowns on the afternoon.

On the Bearcats' next drive, Northwest would drive down to the Ichabod two yard line, but Washburn's Cody Huenefeld would pick off a tipped ball for the interception ending the scoring chance for the Bearcats.

The Ichabods converted the turnover into seven points and they would go on a 17-play, 94-yard drive covering 8:58 on the clock to push themselves to a 14-3 lead. The Bearcats added a field goal with under two minutes on the clock and the Ichabods took a 14-6 lead into the break.

After trading drives, the Bearcats opened the scoring in the second half cutting the Washburn lead to 14-13. Northwest added another touchdown with 44 seconds remaining in the half to lead 21-14 heading into the fourth quarter.

On the Ichabods opening drive of the fourth quarter, Jordan Brill hooked up with Mike Odupitan for a 17-yard touchdown



pass and tie the score with the extra point knotting the scoreboard at 21.

After Terrell blocked his second punt of the afternoon, the Ichabods covered 37-yards in five plays as Hearn scored from 3 yards out to push Washburn in front 28-21 with 6:23 to play in the game.

The Ichabods and the Bearcats traded punts and the Bearcats Xavier Omon rushed 11-yard to tie the score with the extra point, the Bearcats again tied the score at 28 with 1:31 to go in the game setting up the Ichabods winning drive.

After taking possession at their own 20 with 1:31 left, Brill hit Hearn for an 11-yard gain. After an incomplete pass, Brill fired and hit Odupitan for a 26-yard pick up to the Northwest 43. After a false start and a Hearn gain of 3 yards, Brill hit Aaron Gardiner for 3 more yards then hit

Gardiner again after a time out for 24 yards to put the ball on the Northwest 18. After a delay of game penalty, and no time outs, Brill hit a diving Cason Lehman for 18 more yards putting the ball at the Bearcat 6 yard line. After the Ichabods down the ball to stop the clock, Northwest called a timeout before Sabel's game-winning kick through the uprights with :04 seconds left.

On the Ichabod kickoff, the Bearcats downed the ball and their last second pass was knocked down, ending the game and the 10-game losing streak to the Bearcats for the Ichabods.

Hearn finished the day with 107 yards on 33 carries with three touchdowns. Brill was 21 of 31 for 261 yards and the one touchdown pass to Odupitan, who had six catches for 105 yards.

On defense, the Ichabods were led by Mike Gonzalez, who recorded nine tackles, including seven solo stops and two tackles for loss. Jarod Tetuan, starting at free safety for the second straight week and Grant Gould each had eight tackles.

The Ichabods also had interceptions by Huenefeld and Aaron Neal.

Score by Quarters

Washburn	7	7	0	17	31
Northwest Missouri	3	3	15	7	28

Scoring Summary

1st Quarter

NWMSU	11:07	Frevert, Tommy	19 yd field goal
WU	03:28	Hearn, Trent	7 yd run
		Sabel, Connor	kick

2nd Quarter

WU	05:06	Hearn, Trent	3 yd run
		Sabel, Connor	kick
NWMSU	01:56	Frevert, Tommy	33 yd field goal

3rd Quarter

NWMSU	07:28	Falkner, E.J.	18 yd pass from Lamberson, Josh
		Frevert, Tommy	kick
NWMSU	00:44	Wright, Kendall	48 yd pass from Lamberson, Josh
		Omon, Xavier	pass

4th Quarter

WU	11:46	Odupitan, Mike	17 yd pass from Brill, Jordan
		Sabel, Connor	kick
WU	06:23	Hearn, Trent	3 yd run
		Sabel, Connor	kick
NWMSU	01:31	Omon, Xavier	11 yd run
		Frevert, Tommy	kick
WU	00:04	Sabel, Connor	23 yd field goal

Team Stats

	WU	NWMSU
FIRST DOWNS	20	19
Rushing	6	11
Passing	12	8
Penalty	2	0
NET YARDS RUSHING	78	105
Rushing Attempts	39	34
Average Per Rush	2.0	3.1
Yards Gained Rushing	119	161
NET YARDS PASSING	261	235
Completions-Attempts-Int	21-33-0	21-28-2
Average Per Attempt	7.9	8.4
Average Per Completion	12.4	11.2
TOTAL OFFENSE YARDS	339	340
Total offense plays	72	62
Average Gain Per Play	4.7	5.5
Fumbles: Number-Lost	3-1	0-0
Penalties: Number-Yards	6-45	8-80
PUNTS-YARDS	4-107	4-68
Average Yards Per Punt	26.8	17.0
Net Yards Per Punt	26.8	12.0
KICKOFFS-YARDS	6-338	6-353
Average Yards Per Kickoff	56.3	58.8
Net Yards Per Kickoff	35.3	43.7
Punt returns: Number-Yards-TD	3-20-0	0-0-0
Average Per Return	6.7	0.0
Kickoff returns: Number-Yds-TD	5-71-0	5-126-0
Average Per Return	14.2	25.2
Interceptions: Number-Yds-TD	2-4-0	0-0-0
Fumble Returns: Number-Yds-TD	0-0-0	0-0-0
Miscellaneous Yards	0	0
Possession Time	31:04	28:56
Third-Down Conversions	4 of 14	5 of 11
Fourth-Down Conversions	2 of 4	0 of 0
Red-Zone Scores-Chances	5-5	4-5
Sacks By: Number-Yards	5-48	2-15
PAT Kicks	4-4	2-2
Field Goals	1-1	2-2

No. 25 Washburn 31 No. 5 Northwest Missouri 28

Oct. 8, 2005 • Maryville, Mo.

Bearcat Stadium • Attendance: 5,494

Washburn

Rushing	No	Gain	Loss	Net	TD	Lg	Avg
Hearn, Trent	33	111	4	107	3	9	3.2
Walker, Brandon	3	8	9	-1	0	5	-0.3
Brill, Jordan	2	0	11	-11	0	0	-5.5
TM-Ichabods	1	0	17	-17	0	0	-17.0
Totals...	39	119	41	78	3	9	2.0

Passing	Att	Cmp	Int	Yds	TD	Long	Sack
Brill, Jordan	31	21	0	261	1	31	1
TM-Ichabods	2	0	0	0	0	0	0
Walker, Brandon	0	0	0	0	0	0	1
Totals...	33	21	0	261	1	31	2

Receiving	No.	Yds	TD	Long
Odupitan, Mike	6	105	1	31
Lebahn, Jake	4	32	0	14
Gardiner, Aaron	3	33	0	24
Lehman, Cason	3	23	0	18
Scott, Jeff	2	37	0	26
Bland, Rawshaw	1	17	0	17
Hearn, Trent	1	11	0	11
McCann, Chris	1	3	0	3
Totals...	21	261	1	31

Punting	No.	Yds	Avg	Long	In20	TB
Massey, Curtis	4	107	26.8	33	1	0
Totals...	4	107	26.8	33	1	0

All Returns	No	Yds	Lg	No	Yds	Lg	No	Yds	Lg
Gardiner, Aaron	0	0	0	1	21	21	0	0	0
Neal, Aaron	0	0	0	0	0	0	1	2	2
Tetuan, Jarod	1	6	6	1	18	18	0	0	0
Huenefeld, Cody	0	0	0	0	0	0	1	2	2
Terrell, Fletcher	2	14	0	3	32	17	0	0	0
Totals...	3	20	6	5	71	21	2	4	2

Field Goals

Sabel, Connor	4th	00:04	23 yds	Good
---------------	-----	-------	--------	------

Northwest Missouri

Rushing	No	Gain	Loss	Net	TD	Lg	Avg
Omon, Xavier	20	114	6	108	1	15	5.4
Herring, Mitch	1	5	0	5	0	5	5.0
TEAM	1	0	1	-1	0	0	-1.0
Lamberson, Josh	12	42	49	-7	0	12	-0.6
Totals...	34	161	56	105	1	15	3.1

Passing	Att	Cmp	Int	Yds	TD	Long	Sack
Lamberson, Josh	28	21	2	235	2	48	5
Totals...	28	21	2	235	2	48	5

Receiving	No.	Yds	TD	Long
Falkner, E.J.	4	52	1	18
Robinson, R.	4	16	0	7
Peterson, Mike	3	31	0	15
Wright, Kendall	2	52	1	48
Meyer, Keith J.	2	28	0	23
Herring, Mitch	2	25	0	23
Rector, Andre	2	24	0	19
Omon, Xavier	2	7	0	5
Totals...	21	235	2	48

Punting	No.	Yds	Avg	Long	In20	TB
Lickteig, Gabe	2	68	34.0	38	0	0
TEAM	2	0	0.0	0	0	0
Totals...	4	68	17.0	38	0	0

All Returns	No	Yds	Lg	No	Yds	Lg	No	Yds	Lg
Falkner, E.J.	0	0	0	1	29	29	0	0	0
Wright, Kendall	0	0	0	1	24	24	0	0	0
Brisbane, Sydney	0	0	0	3	73	37	0	0	0
Totals...	0	0	0	5	126	37	0	0	0

Field Goals

Frevert, Tommy	1st	11:07	19 yds	Good
Frevert, Tommy	2nd	01:56	33 yds	Good