

**No. 10 Washburn (7-1, 5-0 MIAA)**

**vs**

**Emporia State (3-4, 2-3 MIAA)**

**Oct. 22, 2005 • Welch Stadium (7,000)**

**Emporia, Kan. • 1:00 p.m.**



## Fast Facts

### Radio

AM580 WIBW with Bruce Steinbrock (play-by-play), Mark Elliott (color) and Jamie Overocker (sideline)

### Coaches

**Craig Schurig** is 23-19 in his fourth season at Washburn. He is 17-15 against the MIAA. He is 2-1 against Emporia State. Schurig is a 1987 graduate of the School of Mines.

**Dave Wiemers** is 31-22 in his fifth year of guiding the Hornets. He is 2-2 against Washburn.

### Tickets

Tickets for Washburn home games are available by calling the Washburn ticket office at (785) 670-BODS (2637).

### Sports Information Contacts

#### Washburn

**Football Contact:** Gene Cassell

**Email:** gene.cassell@washburn.edu

**Phone:** (785) 670-1791

**Yager Stadium Press Box:** (785) 670-1563

**Internet Address:** www.wusports.com

#### Emporia State

**Football Contact:** Don Weast

**Email:** weastdon@emporia.edu

**Office Phone:** (620) 341-5526

**SID Fax:** (620) 341-5808

**Press Box Phone:** (620) 341-5020

**Internet Address:** www.emporia.edu/athletics

## Ichabods vs Hornets

### The Game . . .

The No. 10 Ichabods (7-1, 5-0 MIAA) will look to spoil its arch-rival's homecoming as Washburn travels to Emporia to take on the Emporia State Hornets (3-4, 2-3 MIAA). The Ichabods are coming off a 21-14 win over Truman State. The Hornets fell 21-14 last time out falling to Missouri Western. The Ichabods enter the game ranked No. 10 in the AFCA Coaches Poll and No. 12 in the D2football.com Poll. The ranking is the highest the Ichabods have achieved since joining the NCAA Division II ranks in football. The Ichabods were also ranked as the No. 1 team in the Southwest Regional Poll that was released on Monday.

### Ichabods on Radio . . .

The game will be broadcast live on AM 580 WIBW - the new home of the Ichabods and Lady Blues. The game can also be heard on the internet at www.wusports.com by following the "Listen to the Game" links. Bruce Steinbrock will be the play-by-play voice of the Ichabods and former WU quarterback Mark Elliott will be the color analyst. Jamie Overocker will provide sideline reports. Join the WIBW broadcast team and Ichabod head coach Craig Schurig at 6:30 p.m. on Thursdays at Skinny's Sports Bar and Grille in the Huntoon Shopping Plaza for the Washburn Coaches Show.

### The Coaches . . .

**Washburn head football coach Craig Schurig** was named head coach of the Ichabod football program Dec. 28, 2001. Schurig is 23-19 (.548) in his fourth season as the Ichabod head coach and he is 17-15 against the MIAA.

In only three seasons as the Ichabods' head coach, Schurig has led the Washburn football program to a new level with a school-best finish in the MIAA, their first winning season since 1999 and their first postseason win since 1986 with a 36-33 win over Northern State in the 2004 Mineral Water Bowl.

The Ichabods finished the 2004 season with an 8-4 record as Washburn has improved five victories in the win column since Schurig's first season at the helm.

**Emporia State head coach Dave Wiemers** 31-22 (.548) in his fifth year of guiding the Hornets. He was named Wilson/MIAA Coach of the Year in 2003 after guiding ESU a spot in the NCAA playoffs. He is the third winningest coach by percentage in ESU history. He is 2-2 against Washburn.

### Ichabods last time out . . .

**The Ichabods last time out - No. 13 Washburn 21, Truman State 14 • Oct. 15, 2005:** TOPEKA, Kan. -- The No. 13-ranked Washburn Ichabods held off the upset-minded Bulldogs of Truman State University in a 21-14 win at Yager Stadium Saturday afternoon (Oct. 15) in front of a Homecoming crowd of 6,734.

Truman (1-7, 0-6 MIAA) scored first in the game converting a turnover into a touchdown after a scoreless first quarter as senior WR James Walton caught a 23-yard pass from freshman QB Michael Long.

The Ichabods (7-1, 5-0 MIAA) would not score until 43 seconds left in the half as senior WR Mike Odupitan hooked up with sophomore QB Jordan Brill on a 21-yard pass reception as the Ichabods drove 76 yards in 12 plays to tie the game at 7-7.

## 2005 MIAA Standings

### MIAA Overall

 WU (10).....	5-0 .	7-1
 PSU (18) .....	4-1.	6-2
 NWMSU (20)....	4-1.	5-2
 MWSC .....	4-2.	6-2
 CMSU.....	3-2.	5-2
 ESU.....	2-3.	3-4
 MSSU .....	2-4.	3-5
 SBU .....	0-5.	2-6
 TSU.....	0-6.	1-7

## Recent Results

### Saturday, October 15

\*MWSU 21 @ ESU 14 Final  
 \*TSU 14 @ WU 21 Final, (HC)  
 \*MSSU 24 @ CMSU 27 Final, (HC)  
 \*PSU 70 @ SBU 38 Final

## Upcoming Schedule

### Saturday, October 22

\*WU @ ESU (HC) ..... 1 p.m.  
 \*CMSU @ NWMSU (HC) ..... 1:30 p.m.  
 \*SBU @ MWSU (HC)..... 2 p.m.  
 \*PSU @ TSU (HC)..... 2 p.m.

### Saturday, October 29

\*CMSU @ ESU ..... 1 p.m.  
 MWSU @ St. Cloud (Minn.) State ..... 1 p.m.  
 \*MSSU @ WU ..... 1 p.m.  
 \*NWMSU vs. PSU @ Kansas City, Mo.... 2 p.m.  
 \*TSU @ SBU (HC) ..... 2 p.m.

### Saturday, November 5

TSU @ Oklahoma Panhandle State ..... 12 noon  
 \*SBU @ NWMSU ..... 1 p.m.  
 \*PSU @ CMSU..... 1:30 p.m.  
 \*ESU @ MSSU..... 2 p.m.  
 \*WU @ MWSU ..... 2 p.m.

### Saturday, November 12

NCAA Division II Playoffs  
 First Round @ campus sites

### Saturday, November 19

NCAA Division II Playoffs  
 Second Round @ campus sites

### Saturday, November 26

NCAA Division II Playoffs

The Bulldogs took the lead on a 1-yard touchdown run by senior RB Jerard Levenson with 5:31 left in the third quarter capping a 12-play 57-yard yard drive. Levenson had 117 yards on 29 carries, his second 100-yard rushing game in as many weeks.

Washburn took the lead for good on a 31-yard run by junior RB Trent Hearn. Hearn rushed for a career-high 178 yards on 27 carries. Hearn added his second touchdown on the Ichabods' next possession that put the Ichabods up 21-14.

After forcing an Ichabod punt with 3:18 in the game, the Bulldogs drove to their own 45-yard line, but the Ichabods' senior LB Terrell Cobb picked off Long's pass at the Washburn 43 to end the threat and wrap up the game.

Brill passed for 249 yards and one touchdown. On defense, senior LB Grant Gould led the Ichabods with 13 tackles. He also has a tackle for loss, a pass break up and an interception he returned for 26 yards. Junior DB Fletcher Terrell and senior LB Mike Gonzalez each had nine tackles.

Long was 27-of-51 for 276 yards, three interceptions and one touchdown. Junior WR James Perry had eight catches for 52 yards. Senior DB Jason Douglas led Truman with 10 tackles (five solos), while junior LB Larry Giglio had an interception and a fumble forced and recovered.

The Ichabods outgained the Bulldogs, 418-370, despite running 10 less plays.

### About the Opponent . . . last time out

EMPORIA, Kan. -- The Missouri Western Griffons snapped a three-game losing streak to the Emporia State Hornets, getting a 21-14 victory at Welch Stadium Saturday afternoon.

Western (6-2, 3-2 MIAA) found itself down 7-0 by halftime, even though it out-gained the Hornets (3-4, 2-3 MIAA), 148-129, in total yardage, had one more first down and held the ball five minutes longer.

Junior QB Justin Whitworth found junior TE Trent Olivier with a 5-yard scoring pass with 1:27 to go in the second quarter to cap a 10-play, 67-yard drive for Emporia State.

The Griffons scored on their opening possession of the second half, going eight plays for 58 yards capped by a junior QB Michael Burton 1-yard TD run to tie the game at 7-7.

## Ichabod head coach Craig Schurig

A new era in Washburn football began when Craig Schurig was named head coach of the Ichabod football program Dec. 28, 2001.

In only three seasons as the Ichabods' head coach, Schurig has led the Washburn football program to a new level with a school-best finish in the MIAA, their first winning season since 1999 and their first postseason win since 1986 with a 36-33 win over Northern State in the 2004 Mineral Water Bowl.

The Ichabods finished the 2004 season with an 8-4 record as Washburn has improved five victories in the win column since Schurig's first season at the helm.

After coaching for nearly a decade in a winning program, Schurig has brought the knowledge of success, a winning attitude and a new intensity to the Ichabod football program.

In his three seasons at Washburn, the Ichabods have had two MIAA Freshman of the Year and 27 players receive All-MIAA honors. He has been equally on task with players in the classroom with 40 Ichabods named to the MIAA Commissioner's Academic Honor Roll, including two Academic All-Americans.

While under Schurig, the Ichabod football pro-

gram has also seen sweeping changes in facilities with the improvements to Yager Stadium and equipment upgrades in the weight room.

While on the Pittsburg State coaching staff, Schurig was a part of an NCAA national finalist squad in 1995, four MIAA Championship teams and eight NCAA Division II playoff teams. He helped guide one of the top defenses in Division II including the top-ranked defensive squad in 1999.

Prior to working with the defensive backs, he worked three seasons with the Gorillas' tight ends.

Before arriving at Pittsburg State, Schurig spent the 1992 season as a volunteer assistant coach at his alma mater, Colorado School of Mines joining the Gorillas in 1993.

Schurig, a Willingboro, N.J., native, was a four-year letterman as a defensive back at Colorado Mines and was selected team captain as a senior. He earned second-team All-Rocky Mountain Athletic Conference honors as a senior. He graduated in 1987 with a bachelor's degree in petroleum engineering.

Schurig earned a master's degree in physical education at Pittsburg State in 1996. Craig and his wife, Louisa, have a daughter, Samantha, and two sons, Mitchell and Michael.

# About the Hornets



## General Information

Name: Emporia State University  
Location: Emporia, Kan.  
Founded: 1863  
Enrollment: 6,005  
Affiliation: NCAA II  
Conference: MIAA  
Nickname: Hornets  
Colors: Old gold and black  
President: Dr. Kay Schallenkamp  
Athletics Director: Kent Weiser  
Stadium: Welch Stadium  
Playing Surface: Super Turf

## Coaching Staff

Head Coach: Dave Wiemers (Washburn, 1990)  
Record at ESU: 31-22 (5 years)  
Overall Record: same  
Best time to reach Weimers: Mornings  
Football Office Phone: (620) 341-5504  
Assistant Coaches:  
Jon Wiemers (Offensive coordinator/O-Line)  
Clayt Birmingham (Defensive coordinator/defensive line)  
Larry Wiemers (Linebackers)  
Chet Pobolish (Quarterbacks)  
Danny Cavender (Tight ends)  
Jerod Kruse (Safeties)

## 2005 Schedule

Date	Opponent	Time
Aug. 27	at Ft. Hays State	W 52-13
Sept. 3	at Winona State	L 21-40
Sept. 17	Southwest Baptist*	W 45-28
Sept. 24	at #7 Pittsburg State*	L 17-52
Oct. 1	#7 Northwest Missouri*	L 0-14
Oct. 8	at Truman*	W 41-12
Oct. 15	Missouri Western*	L 14-21
Oct. 22	#10 Washburn*	1 p.m.
Oct. 29	Central Missouri*	1 p.m.
Nov. 5	at Missouri Southern*	2 p.m.

The tie was short-lived as freshman K Robbie Walling's kickoff was returned 92 yards by junior WR/KR Ryan Hulings to put the Hornets back on top at 14-7 with 8:07 remaining. It was ESU's first kickoff return for a touchdown since Ryan Johnson returned one 100 yards against CMSU in 1999.

Western then scored the final 14 points of the game in the final quarter. Western capitalized on a nine-play, 70-yard touchdown drive capped by a Burton TD pass to sophomore WR Jarrett Brooks for 35 yards to knot the game at 14-14.

Western went ahead for good after two ESU possessions that were stopped when Griffons' junior RB Jeremiah White scored on a 10-yard run at the 4:34 mark. Western stopped ESU on its final three drives of the fourth quarter to seal the win.

Western out-gained the Hornets 366-232, had an advantage in first downs (24-15) and held the ball for five more minutes.

White rushed for 179 yards on 34 carries and one touchdown for the Griffons. Western rushed for 221 yards on 50 attempts for Western. Burton completed 12-of-25 passes for 145 yards and one TD.

Defensively, the Griffons were led by junior LB John Matthew Fisher with nine tackles, six solo. The Griffons recorded 10 tackles behind the line of scrimmage and three sacks.

Whitworth was 18-of-31 passing for 180 yards, one TD and one interception. Senior WR J.J. Richard caught seven passes for 70 yards, and freshman RB Seville Ko had 38 rushing yards on 17 carries for the Hornets.

Junior S Troy Johnson had 15 tackles (nine solos) for ESU, while sophomore S Jack Richter added 10 stops (six solos).

### Series Notes . . .

Today's meeting is the 102nd in the series between the Ichabods and the Hornets. Emporia State and Washburn have met every year since 1899 with the exception of 1943 through 1945 because of World War II and 1989 and 1990 after Washburn moved to NCAA Division II and the Hornets remained in NAIA until 1991. The teams also played twice during the 1966 season. Emporia State leads the all-time series 51-44-6. The Ichabods have won two of the last three meetings. The Ichabods have not won in Emporia

## Series games with Emporia State - Hornets lead series 51-44-6

1899 L 0-11	1927 L 7-20	1957 W 25-0	01 1983 W 41-7 Topeka
1901 W 6-0	1928 L 6-45	1958 L 6-27	S29 1984 L 0-14 Emporia
1902 W 6-0	1929 W 6-2	1959 L 13-24	05 1985 W 25-18 Topeka
1903 T 0-0	1930 W 13-6	1960 L 6-7	04 1986 L 16-22 Emporia
1904 W 21-0	1931 W 20-7	O13 1961 L 10-26 Emporia	N14 1987 W 28-21 Emporia
1905 W 29-6	1932 T 0-0	O13 1962 W 7-6 Topeka	N12 1988 W 59-46 Topeka
1906 W 6-0	1933 L 6-7	O12 1963 W 32-6 Emporia	O12 1991 L 18-49 Emporia
1907 W 18-0	1934 L 6-14	N14 1964 W 19-6 Topeka	O10 1992 L 18-25 Topeka
1908 W 6-0	1935 W 12-7	N13 1965 W 21-0 Emporia	N6 1993 L 19-37 Emporia
1909 W 24-6	1936 L 7-14	S10 1966 L 0-14 Emporia	N5 1994 L 7-43 Topeka
1910 L 12-14	1937 L 6-12	N12 1966 L 6-12 Topeka	S30 1995 L 24-25 Emporia
1911 W 8-0	1938 W 19-6	N11 1967 L 7-34 Emporia	05 1996 L 35-40 Topeka
1912 L 6-7	1939 W 12-0	N9 1968 L 19-47 Topeka	O30 1997 L 35-64 Emporia
1913 W 41-7	1940 L 7-38	N8 1969 L 14-28 Emporia	O29 1998 L 27-35 Topeka
1914 L 0-19	1941 L 12-20	N7 1970 W 36-15 Emporia	N13 1999 L 20-45 Emporia
1915 T 7-7	1942 L 0-12	N6 1971 L 0-3 Topeka	N11 2000 L 21-35 Topeka
1916 L 7-23	1946 W 20-12	N11 1972 L 7-41 Emporia	O27 2001 L 19-38 Emporia
1917 T 0-0	1947 L 6-12	N10 1973 W 20-10 Emporia	N2 2002 W 34-21 Topeka
1918 W 22-3	1948 L 0-7	05 1974 W 36-15 Emporia	S20 2003 LOT 28-35 Emporia
1919 W 20-6	1949 L 14-19	04 1975 W 42-13 Topeka	S11 2004 W 28-10 Topeka
1920 T 7-7	1950 L 19-27	09 1976 W 21-0 Emporia	
1921 W 10-7	1951 W 14-13	01 1977 W 40-12 Topeka	
1922 L 0-34	1952 L 6-7	S30 1978 W 17-7 Emporia	
1923 T 7-7	1953 W 21-0	S29 1979 L 11-17 Topeka	
1924 L 0-18	1954 W 14-6	S27 1980 L 7-45 Emporia	
1925 L 0-6	1955 W 26-6	O10 1981 W 17-10 Topeka	
1926 L 0-35	1956 W 34-6	09 1982 L 13-20 Topeka	



since a Nov. 14, 1987 win over the Hornets with a 28-21 score. Overall, the Ichabods have lost the last seven meetings in Emporia including a 35-28 overtime loss last time in Emporia on Sept. 20, 2003.

### Last Meeting with ESU . . .

(Sept. 11, 2005) - TOPEKA - The Washburn Ichabods won their first MIAA-opening game since 2000 and defeated Emporia State in the process in the 101st meeting in the series with a 28-10 win in Yager Stadium. With the win the Ichabods improved to 2-1 on the season and 1-0 in the MIAA.

The Hornets struck first on the score board with a 30-yard field goal by Justin Gray. In what set the tone for the afternoon with the Ichabod defense, the Hornets managed just five yards on four plays after the Hornets took their first possession at the Washburn 18-yard line.

The Ichabods did not waste any time as they drove 80 yards in five plays as Tyler Schuerman and Sam Sissom hooked up on a 36-yard touchdown strike that gave the Ichabods a lead they would not let go of.

The Ichabods would score on their next possession after Fletcher Terrell intercepted ESU quarterback Tad Hatfield and returned in 69 yards to the ESU 11 yard line and three plays later Trent Hearn finished the drive with a 3-yard touchdown plunge.

Emporia State scored on the fourth play of the second quarter to make the score 14-10 Washburn, but that would be the last scoring on the day for the Hornets.

Neither team would score in the third quarter and with 5:32 left in the game, Schuerman and Sissom hooked up again on an 86-yard touchdown pass on a third and 10 from their own 14 yard line to put the Ichabods up 21-10. After forcing the Hornets to turn the ball over on downs, the Ichabods would score one more time as Rawshawan Bland rushed for seven yards to put the Ichabods up 28-10 with 2:24 remaining. The key play of the drive was Sissom again catching a third down pass from Schuerman on a third and eight from the ESU 26.

Overall in the second half, the Ichabods forced Emporia State to turn the ball over on downs on four possessions and on three in a row to end the game. The Ichabod defense was on the field for 89 plays.

Grant Gould led the Ichabods with 18 tackles and Evin Beck had 10, including two for loss.

## Ichabods last time out vs Emporia State

### Emporia State 10 Washburn 28

September 11, 2005 • Topeka, Kan.

Yager Stadium • Attendance: 5,776

Washburn									
Rushing	No	Gain	Loss	Net	TD	Lg	Avg		
Schuerman, Tyler	7	41	6	35	0	17	5.0		
Hearn, Trent	13	24	5	19	1	6	1.5		
Bland, Rawshawan	5	18	0	18	1	7	3.6		
Mosley, Ra'Shawn	8	14	3	11	0	9	1.4		
Ichabods	2	0	3	-3	0	0	-1.5		
<b>Totals</b>	<b>35</b>	<b>97</b>	<b>17</b>	<b>80</b>	<b>2</b>	<b>17</b>	<b>2.3</b>		

Passing									
	Att	Cmp	Int	Yds	TD	Long	Sack		
Schuerman, Tyler	17	10	0	237	2	86	1		
Lehman, Cason	1	0	0	0	0	0	0		
<b>Totals</b>	<b>18</b>	<b>10</b>	<b>0</b>	<b>237</b>	<b>2</b>	<b>86</b>	<b>1</b>		

Receiving					No.	Yds	TD	Long
Sissom, Sam	4	153	2	86				
Odupitan, Mike	2	24	0	18				
Mosley, Ra'Shawn	1	35	0	35				
Lehman, Cason	1	20	0	20				
Hearn, Trent	1	4	0	4				
Bland, Rawshawan	1	1	0	1				
<b>Totals</b>	<b>10</b>	<b>237</b>	<b>2</b>	<b>86</b>				

Punting					No.	Yds	Avg	Long	In20
Massey, Curtis	5	215	43.0	53	2				
<b>Totals</b>	<b>5</b>	<b>215</b>	<b>43.0</b>	<b>53</b>	<b>2</b>				

Punts									
Kickoffs									
Intercepts									
All Returns	No	Yds	Lg	No	Yds	Lg	No	Yds	Lg
Sissom, Sam	2	7	6	0	0	0	0	0	0
Tetuan, Jarod	0	0	0	2	34	27	0	0	0
Terrell, Fletche	0	0	0	0	0	0	1	69	69
Minkwu, Taurenc	0	0	0	1	-1	0	0	0	0
<b>Totals</b>	<b>2</b>	<b>7</b>	<b>6</b>	<b>3</b>	<b>33</b>	<b>27</b>	<b>1</b>	<b>69</b>	<b>69</b>

Field Goals									
Sabel, Connor	4th	10:11	22 yds		Missed				

Emporia State									
Rushing	No	Gain	Loss	Net	TD	Lg	Avg		
Richter, Jake	20	103	4	99	0	23	4.9		
Jones, Lantrez	15	43	2	41	0	8	2.7		
Hulings, Ryan	1	15	0	15	0	15	15.0		
Gonzalez, Jovani	4	8	0	8	1	4	2.0		
Hatfield, Tad	6	8	20	-12	0	7	-2.0		
<b>Totals</b>	<b>46</b>	<b>177</b>	<b>26</b>	<b>151</b>	<b>1</b>	<b>23</b>	<b>3.3</b>		

Passing									
	Att	Cmp	Int	Yds	TD	Long	Sack		
Hatfield, Tad	42	21	1	231	0	22	3		
TEAM	1	0	0	0	0	0	0		
<b>Totals</b>	<b>43</b>	<b>21</b>	<b>1</b>	<b>231</b>	<b>0</b>	<b>22</b>	<b>3</b>		

Receiving					No.	Yds	TD	Long
Hulings, Ryan	8	84	0	18				
Martin, Matt	6	51	0	12				
Richard, JJ	4	60	0	17				
Biggs, Jarad	3	36	0	22				
<b>Totals</b>	<b>21</b>	<b>231</b>	<b>0</b>	<b>22</b>				

Punting					No.	Yds	Avg	Long	In20
Williams, Taylor	3	114	38.0	47	1				
<b>Totals</b>	<b>3</b>	<b>114</b>	<b>38.0</b>	<b>47</b>	<b>1</b>				

Punts									
Kickoffs									
Intercepts									
All Returns	No	Yds	Lg	No	Yds	Lg	No	Yds	Lg
Hulings, Ryan	1	0	0	3	53	23	0	0	0
Richter, Jake	0	0	0	2	22	16	0	0	0
Peschel, Matt	2	34	26	0	0	0	0	0	0
<b>Totals</b>	<b>3</b>	<b>34</b>	<b>26</b>	<b>5</b>	<b>75</b>	<b>23</b>	<b>0</b>	<b>0</b>	<b>0</b>

Field Goals									
Gray, Justin	1st	11:22	30 yds		Good				
Gray, Justin	2nd	00:06	46 yds		Missed				

### Score by Quarters

Emporia State	3	7	0	0	-	10
Washburn	14	0	0	14	-	28

### Scoring Summary

#### 1st

ESU	Gray, Justin	30 yd field goal
WU	Sissom, Sam	36 yd pass from Schuerman, Tyler, Sabel, Connor kick

WU	Hearn, Trent	3 yd run, Sabel, Connor kick
----	--------------	------------------------------

#### 2nd

ESU	Gonzalez, Jovani	1 yd run, Gray, Justin kick
-----	------------------	-----------------------------

#### 4th

WU	Sissom, Sam	86 yd pass from Schuerman, Tyler, Sabel, Connor kick
WU	Bland, Rawshawan	7 yd run, Sabel, Connor kick

### Team Stats

	Emporia State	Washburn
FIRST DOWNS	27	14
Rushing	8	6
Passing	14	6
Penalty	5	2
NET YARDS RUSHING	151	80
Rushing Attempts	46	35
Average Per Rush	3.3	2.3
Yards Gained Rushing	177	97
Yards Lost Rushing	26	17
NET YARDS PASSING	231	237
Completions-Attempts-Int	21-43-1	10-18-0
Average Per Completion	11.0	23.7
TOTAL OFFENSE YARDS	382	317
Average Gain Per Play	4.3	6.0
Fumbles: Number-Lost	2-1	1-0
Penalties: Number-Yards	13-110	16-126
PUNTS-YARDS	3-114	5-215
Average Yards Per Punt	38.0	43.0
Net Yards Per Punt	35.7	36.2
KICKOFFS-YARDS	3-157	5-285
Average Yards Per Kickoff	52.3	57.0
Net Yards Per Kickoff	41.3	42.0
Punt returns: Number-Yards-TD	3-34-0	2-7-0
Average Per Return	11.3	3.5
Kickoff returns: Number-Yards-TD	5-75-0	3-33-0
Average Per Return	15.0	11.0
Interceptions: Number-Yds-TD	0-0-0	1-69-0
Fumble Returns: Number-Yds-TD	0-0-0	0-0-0
Possession Time	35:27	24:33
Third-Down Conversions	10 of 18	4 of 12
Fourth-Down Conversions	0 of 4	1 of 2
Red-Zone Scores-Chances	2-3	2-3
Sacks By: Number-Yards	1-6	3-17
PAT Kicks	1-1	4-4
Field Goals	1-2	0-1

Washburn is 466-531-44 in its 115th year of college football. The Ichabods have had seven 8-win seasons, including last year's 8-4 mark. The other eight-win seasons were 1906, 1907, 1964, 1974, 1983, 1986, and 2004.

- lift the Ichabods to 467-531-44 in its football history.
- give the Ichabods a 45-51-6 all-time record against the Hornets.
- be the Ichabods second straight win over the Hornets.
- keep the Ichabods undefeated in MIAA play (6-0)
- be their eighth straight MIAA win dating back to last season.
- be the first time the Ichabods have won eight straight MIAA games.
- be the Ichabods ninth MIAA win in their last 10 conference games dating back to last season.
- be the first win over the Hornets in Emporia since a 28-21 win over ESU on Nov. 14, 1987 - snapping a seven-game losing streak.
- be the first time since the 1906 and 1907 seasons any Ichabod football team would have won at least eight games in two back seasons after the 2004 Ichabod team went 8-4.

- become only the eighth team in school history to record at least eight wins in a season.

- drop the Ichabods to 466-532-44 in its football history.
- snap a seven-game MIAA winning streak dating back to last season.
- drop the Ichabods to 44-52-6 all-time against the Hornets.
- be the eighth straight loss to the Hornets in Emporia.
- be the Ichabods' first MIAA loss of the season.

- lifted the Ichabods to 466-531-44 in its football history.
- gave the Ichabods a 6-17 all-time record against the Bulldogs.
- was the Ichabods second straight win over the Bulldogs.
- kept the Ichabods undefeated in MIAA play (5-0)
- was their seventh straight MIAA win dating back to last season.
- was the first time the Ichabods have won seven straight MIAA games.
- was the Ichabods' eighth MIAA win in their last nine conference games dating back to last season.
- was the first win over the Bulldogs in

### *MIAA Player of the Week*

Sept. 3 - Sam Sissom (Sr., WR)  
 Sept. 10 - Grant Gould (Sr., LB)  
 Sept. 17 - Fletcher Terrell (Sr., KR/DB)  
 Sept. 24 - Grant Gould (Sr., LB)  
 Oct. 2 - Trent Hearn (Jr., RB)  
 Oct. 8 - Jordan Brill (So., QB)  
 Oct. 8 - Trey Lewis (Jr., DT)  
 Oct. 8 - Connor Sabel (Jr., PK)

Third Team: Grant Gould (Sr., LB)  
Fourth Team: Sam Sissom (Sr., WR)

Second Team: Sam Sissom (Sr., WR)  
 Second Team: Fletcher Terrell (Jr., DB)  
 Second Team: Curtis Massey (Sr., P)  
 Second Team: Sam Sissom (Sr., Punt Returner)

[illegible]

Topeka since a 52-18 win over Truman on Nov. 5, 1999 - snapping a two-game losing streak.

• was the first time since the 1930 and 1931 seasons any Ichabod football team has won at least seven games in back to back seasons.

### **Ichabods in the regional rankings. .**

TOPEKA -- The Washburn Ichabods, who topped Truman 21-14 on Oct. 15, remained in the No. 1 slot in the Southwest Regional Rankings that were released today by the NCAA.

This week's ranking is only the fourth time since joining the NCAA the Ichabods have been ranked in the regional rankings. Other than the last two weeks, the Ichabods were ranked as the No. 9 team in the region in the Sept. 20, 2000 regional rankings after starting the season 3-0.

The Ichabods, who are on top of the MIAA race with a 5-0 record, travel to Emporia State this weekend for the Hornets' homecoming game which starts at 1 p.m. in Welch Stadium.

### **Southwest Regional Ranking (record). . . . . Last Week's Ranking**

1	Washburn (7-1) . . . . .	1
2	West Texas A&M (8-0) . . . . .	2
3	Tarleton State (6-1) . . . . .	4
4	Nebraska-Kearney (7-1) . . . . .	5
5	Northwest Missouri State (5-2) . . . . .	6
6	Pittsburg State (6-2) . . . . .	7
7	Missouri Western State (6-2) . . . . .	8
8	Central Missouri State (5-2) . . . . .	10
9	Angelo State (7-1) . . . . .	11
10	Texas A&M-Kingsville (5-2) . . . . .	3
11	Southeastern Oklahoma State (5-2) . . . . .	12
12	Eastern New Mexico (4-4) . . . . .	NR

### **Ichabods vs ranked opponents . .**

The Ichabods improved to 5-31 vs ranked Division II opponents with their win over No. 4 ranked Pittsburg State on Oct. 1. The win was the highest win over a ranked

## **Ichabods in NCAA Stats**

*As of Oct. 18 report*

Category . . . . . Leader

### **Rushing**

Trent Hearn - 28th (106.6) . . . . . 184.5

### **Pass Efficiency**

Jordan Brill - 15th (152.9) . . . . . 231.8

### **Total Offense**

Jordan Brill - 32nd (235.0) . . . . . 377.9

### **Receiving Yards**

Mike Odupitan - 43rd (79.6) . . . . . 145.6

### **Scoring**

Trent Hearn - 24th (9.0) . . . . . 18.8

### **Kickoff Returns**

Fletcher Terrell - 5th (31.4) . . . . . 45.0

### **Interceptions**

Fletcher Terrell - 36th (0.5) . . . . . 1.0

### **Total Tackles**

Grant Gould - 14th (11.0) . . . . . 13.3


### **Passes Defended**

Fletcher Terrell - 20th (1.5) . . . . . 2.4

## **2005 Players of the game -- as selected by Ichabod Coaching Staff**

Game	Off. Skill	Def. Skill	Special Teams	Off. Line	Def. Line	Work Team Off.	Work Team Def.	Big Hit
CSM	Sam Sissom, WR	Fletcher Terrell, DB	Connor Sabel, PK Jeff Scott, LS	Dan Schneider, C	Dustin Moyer, DE	David Becker, OL	James Daniels, LB	Rawshawn Bland, FB
WWU	Trent Hearn, RB	Josh Looney, LB	Jarod Tetuan, WR Aaron Gardiner, WR	Jeff Rickard, RG	Trey Lewis, DT	Joe Hastings, WR	Ben Bianchino, DT	Trent Hearn, RB
CMSU	Mike Odupitan, WR	Mike Gonzalez, LB	Fletcher Terrell, KR Connor Sabel, PK	Rudy Sué, LG	Roy Sims, DT	Dragmeon Powers, WR	Brandon Jackson, DT	Terrell Cobb, LB Jarod Tetuan, WR
CWU	Jordan Brill, QB	Grant Gould, LB	Jeff Scott, TE Jake Lebahn, WR	Rudy Sué, LG	Trey Lewis, DT	Marcus Miller, FB	Zach Watkins, LB	Zach Hemmerling, DT
SBU	Cason Lehman, WR	Grant Gould, LB	Curtis Massey, P Fletcher Terrell, DB	Andy Kavanaugh, RT	Josh Looney, LB	Grant Hajek, OL	Lincoln White, LB	Jim Holland, OL Cody Huenefeld, DE
PSU	Trent Hearn, RB	Mike Gonzalez, LB	Fletcher Terrell, DB Connor Sabel, PK	Jim Holland, RT	The Entire Line	Jeremy Assal, FB	Cary Williams, DB	Fletcher Terrell, Jim Holland, Terrell Cobb
NWMSU	Jordan Brill, QB	Calvin Stuckey, DB	Fletcher Terrell, DB Connor Sabel, PK	Jeff Rickard, RG	Trey Lewis, DT	Heath Shelite, QB	Brandon Jackson, DT	Rawshawn Bland, FB
TSU	Trent Hearn, RB	Josh Looney, LB	Sam Tossie, DE Fletcher Terrell, DB	Dan Schneider, C	Grant Gould, LB	Matt O'Leary, OL	Michael Wilhoite, FS	Trent Hearn, RB
ESU								
MSSU								
MWSU								





opponent since the Ichabods joined the D-II ranks. The win over the then No. 14 ranked Colorado Mines in the 2005 opener was the first win over a ranked team on the road for the Ichabods and the win over then No. 5 Northwest Missouri was the Ichabods' highest win over a ranked opponent on the road. The other two wins over a ranked opponents are Emporia State 34-21, when the Hornets were ranked No. 16 in the nation on Nov. 2, 2002. The other win over a ranked opponent was on Oct. 17, 1992 when the Ichabods beat 20th-ranked Central Missouri 13-10 in Topeka.

### ***The Ichabods in the national rankings . . .***

The Washburn Ichabods climbed to new heights in the latest NFCA Coaches Poll as they were slotted No. 10. It is the highest the Ichabods have been picked in the NFCA Poll. The Ichabods are No. 12 in the D2football.com national poll.

### ***Record watch . . .***

#### **Grant Gould and the tackle charts - both Washburn and NCAA Division II**

Senior linebacker Grant Gould, has started 37 games and became Washburn's all-time leading tackler with his 10 tackles against Western Washington. He has 419 career tackles which topped the 349 tackles recorded by Tony Scollieri (1994-97). Gould has already set the school record for assisted tackles (237) for a career and single-season (73) while at Washburn. He has recorded 182 solo tackles in his career, which is second on the solo tackle chart. The record is 196 set by Tony Scollieri. Gould who entered his senior season 10th on the NCAA Division II's all-time tackle list (331) is Division II's active leader and his 419 total tackles has vaulted him into fifth on the all-time NCAA Division II chart. With two more tackles, Gould would become only the fifth person in since the NCAA recognized defensive tackles starting in 2000, to reach 400 tackles. Gould's 182 solo tackles ranks him 10th on the NCAA D-II chart. To move into third on the NCAA all-time career chart, Gould needs to reach 446 total tackles.

#### **Fletcher Terrell and the interception charts and NCAA passes defended chart**

With his pick against SBU, Fletcher Terrell tied A.C. Poynter (1982-83) atop the Washburn record book, who had 13 in his career for the Ichabods. Terrell is already the Washburn career passes defended record holder with 51. His 51 career passes defended is tied for second on the NCAA chart trailing only Rob Keefe of Mercyhurst who had 56 for his career.

#### **Connor Sabel closing in on the extra points**

Junior placekicker Connor Sabel has become Washburn's all-time leader in extra points after hitting Nos. 101-104 at Northwest Missouri. He has converted 106 of 113 his career attempts. Sabel has also hit 37 straight extra points after missing his final attempt of the 2004 season.


#### **Mike Odupitan and the receiving, all-purpose and scoring charts**

With his 79 receiving yards and five receptions against Truman, senior wide receiver Mike Odupitan has raised his career totals to 2,322 receiving yards and 139 receptions. Odupitan became only the fifth Ichabod to go over the 2,000-yard mark in a career. His receiving yards rank him fourth on the Washburn career chart and his 139 career receptions place him in third. His 156 points scored also put him in fifth place on the all-time Ichabod scoring charts.

With 121 more yards in all purpose yards, Odupitan would become only the second Ichabod to reach 4,000 yards in all purpose yards as an Ichabod. Troy Slusser had 5,043 in his career. Odupitan is currently in second on the all-time chart with 3,879 yards trailing Troy Slusser in all purpose yards.

## ***MIAA Stat Comparisons***

Scoring Offense	G	Points	Avg.
3. Washburn	8	286	35.8
4. Emporia State	8	190	27.1
Scoring Defense	G	Points	Avg.
5. Emporia State	8	180	25.7
6. Washburn	8	210	26.2
Rushing Offense	G	Yards	Avg.
5. Washburn	8	1420	177.5
6. Emporia State	8	1193	170.4
Rushing Defense	G	Yards	Avg.
5. Washburn	8	1107	138.4
7. Emporia State	8	1186	169.4
Passing Offense	G	Yards	Avg.
3. Washburn	8	1987	248.4
5. Emporia State	8	1520	217.1
Passing Def. Efficiency	G	Yards	Effic.
4. Emporia State	8	1424	119.7
6. Washburn	8	1969	123.5
Total Offense	G	Yards	Avg.
2. Washburn	8	3407	425.9
5. Emporia State	8	2713	387.6
Passing Defense	G	Yards	Avg.
5. Emporia State	8	1424	203.4
7. Washburn	8	1969	246.1
Turnover Margin	G	-/+	Avg.
T5. Washburn	8	+2	+0.25
9. Emporia State	8	-12	-1.71
Kickoff Returns	G	Yards	Avg.
4. Washburn	8	721	21.8
5. Emporia State	8	492	21.4
Punting	G	Net Avg.	
7. Emporia State	8	27.5	
8. Washburn	8	26.9	
Punt Returns	G	Yards	Avg.
4. Emporia State	8	265	13.2
6. Washburn	8	182	10.1
First Downs	G	Total	
2. Washburn	8	171	
7. Emporia State	8	140	
Opponent First Downs	G	Total	
3. Emporia State	8	135	
8. Washburn	8	173	
Sacks By	G	Sacks	Yards
T2. Washburn	8	25	167
8. Emporia State	8	12	70
Sacks Against	G	Sacks	Yards
6. Washburn	8	18	140
T4. Emporia State	8	15	104
Penalties	G	Yards	Avg.
5. Emporia State	8	413	59.0
6. Washburn	8	562	70.2
Opponent Penalties	G	Yards	Avg.
3. Emporia State	8	480	68.6
5. Washburn	8	511	63.9

**Bods and Ends . . .**

- In the fourth quarter of games this season, Jordan Brill has completed 63 percent of his passes connecting on 35 of 56 attempts for 483 yards and three touchdowns for 532 yards.
- Trent Hearn moved into second place on Washburn's all-time rushing chart lifting his total to 2,247. He trails on Dino DeLisa on the chart as DeLisa rushed for 2,794 in his career. Hearn needs 548 yards to pass DeLisa. With his two rushing touchdowns against Truman, Hearn tied Brandon Rainer (1998-2001) for the most rushing TD's in a career with his 30th and 31st. With 127 yards rushing the rest of the season, Hearn would pass Art Fletcher to snap the junior class rushing record of 979 set in 1948.
- Fletcher Terrell is fifth in the nation in kickoff returns with his 31.4 average. He is also ranked 20th in the nation in passes defended and 36th in interceptions.
- Jordan Brill is ranked No. 15 in the nation in pass efficiency and No. 32 in total offense with 235.0 yards per game.
- Grant Gould is 14th in the nation in total tackles.
- Mike Odupitan is ranked No. 43 in receiving yards per game.
- As a team, the Ichabods are ranked No. 20 in scoring offense, No. 23 in total offense and 34th in kickoff returns.

**Ichabods on homecoming . . .**


Today's game will be the Ichabods' second homecoming game of the season after taking on Truman for Washburn's homecoming game last time out.

The Ichabods have won 15 of their last 20 homecoming matchups played on the road and in Yager Stadium. Last season, the Ichabods were 3-0 in homecoming games as they topped Missouri Western and Southwest Baptist at home and Missouri-Rolla on the road.

**Up next . . .**

The Ichabods will return home for its regular season finale as they take on Missouri Southern at 1 p.m. The 12 Ichabod seniors will be honored before the game.





## The last time it happened . . .

### 400 Passing Yards

12/4/04 vs Northern State - Tyler Schuerman (400 yards)

### 300 Passing Yards

9/17/05 vs Central Washington - Jordan Brill (328 yards)

### 40 Pass Attempts

10/26/02 vs Missouri Western - Dustin Hickel (42 attempts)

### 20 Pass Completions

9/17/05 vs Central Washington - Jordan Brill (21 completions)

10/8/05 vs Northwest Missouri - Jordan Brill (21 completions)

### 100-199 Receiving Yards

10/8/05 vs Northwest Missouri - Mike Odupitan (105 yards - 6 receptions)

### 200 or more Receiving Yards

8/27/2005 vs Colorado Mines - Sam Sissom (231 yards - 7 receptions)

### 100-174 Rushing Yards

10/8/2005 vs Northwest Missouri - Trent Hearn (107 yards - 33 carries)

### 175 or more Rushing Yards

10/15/05 vs Truman - Trent Hearn (178 - 27 carries)

### Kickoff returned for a touchdown

10/1/2005 vs Pittsburg State - Fletcher Terrell (83 yards) - 2nd of season and career which set new school records

### Punt returned for a touchdown

9/23/05 vs Southwest Baptist - Jake Lebahn 15-yard return (in end zone off Chris Brown blocked punt)

### Punt returned for a touchdown (not on a blocked punt)

11/6/04 vs Missouri Southern - Sam Sissom (66 yards)

### Interception returned for a touchdown

9/23/05 vs Southwest Baptist - Grant Gould (26 yards)

### Fumble Recovery for a touchdown

9/25/04 vs Northwest Missouri - Mitch Birt (Recovery in endzone after sack)

### 500 Yards in Team Total Offense

12/4/04 vs Northern State - (543 total yards)

### 600 Yards in Team Total Offense

11/9/02 vs Missouri-Rolla (612 total yards)

### 30 First Downs

12/4/04 vs Northern State - (543 total yards - 13 rushing, 15 passing, 2 penalty)

### Overtime Game

10/1/2005 vs Pittsburg State - (win 35-34 in one overtime)

### Double Overtime Game

10/26/02 vs Missouri Western - (loss 34-28 in double overtime)

### Last Time Shutout

11/7/98 vs Central Missouri - (loss 37-0 -- a streak of 77 games without one)

### Last Time Washburn Recorded a shutout

9/18/04 vs Truman State- (win 62-0) -- a streak of 17 games

## 2005 AFCA Poll #8

	Rec.	Pts.	Prv.
1. Grand Valley St. (Mich.) (15)	7-0	615	1
2. North Dakota (10)	8-0	610	2
3. Valdosta St. (Ga.)	7-1	570	3
4. Bloomsburg (Pa.)	8-0	541	7
5. Albany St. (Ga.)	5-1	467	8
6. East Stroudsburg (Pa.)	6-1	453	9
7. West Texas A&M	8-0	449	10
8. St. Cloud State (Minn.)	7-1	428	12
9. Northwood (Mich.)	7-1	421	11
10. Washburn (Kan.)	7-1	382	13
11. Saginaw Valley St. (Mich.)	6-1	372	4
12. South Dakota	7-1	341	5
13. Arkansas Tech	6-1	318	14
14. North Alabama	6-1	287	17
15. Shepherd (W.Va.)	8-0	280	16
16. Presbyterian (S.C.)	7-1	276	17
17. Tuskegee (Ala.)	6-1	271	15
18. Pittsburg St. (Kan.)	6-2	206	20
19. Tarleton St. (Tex.)	6-1	173	22
20. Northwest Missouri St.	5-2	170	21
21t. St. Augustine's (N.C.)	8-0	97	24
21t. Texas A&M-Kingsville	5-2	97	6
23. Central Arkansas	6-2	72	25
24. Carson-Newman (Tenn.)	5-2	71	23
25. Michigan Tech	5-2	40	19

Others receiving votes: Angelo St. (Tex.), 23; West Chester (Pa.), 23; Nebraska-Omaha, 21; North Carolina Central, 15; Edinboro (Pa.), 13; Nebraska-Kearney, 13; Missouri Western St., 4; Delta St. (Miss.), 2; Fort Valley St. (Ga.), 2; Minnesota-Duluth, 1; Winona St. (Minn.), 1.


## D2Football.com Poll

	Record	Last week
1 North Dakota	8-0	1
2 Grand Valley	7-0	2
3 Valdosta State	7-1	4
4 Bloomsburg	8-0	6
5 Northwood	7-1	7
6 East Stroudsburg	6-1	8
7 St. Cloud	7-1	12
8 West Texas A&M	8-0	10
9 South Dakota	7-1	3
10 North Alabama	6-1	11
11 Saginaw Valley	6-1	5
12 Washburn	7-1	13
13 Presbyterian	7-1	14
14 Pittsburg State	6-2	16
15 Albany State	5-1	15
16 Northwest Missouri	5-2	17
17 Arkansas Tech	6-1	18
18 Shepherd	8-0	20
19 Texas A&M-Kingsville	5-2	9
20 St. Augustine's	8-0	22
21 Central Arkansas	6-2	NR
22 Edinboro	5-2	23
23 Tarleton State	6-1	NR
24 Nebraska-Omaha	5-2	25
25 Michigan Tech	5-2	19

## NCAA Regional Rankings

Southwest Regional Ranking (record) . . . Last Week's

1 Washburn (7-1)	1
2 West Texas A&M (8-0)	2
3 Tarleton State (6-1)	4
4 Nebraska-Kearney (7-1)	5
5 Northwest Missouri State (5-2)	6
6 Pittsburg State (6-2)	7
7 Missouri Western State (6-2)	8
8 Central Missouri State (5-2)	10
9 Angelo State (7-1)	11
10 Texas A&M-Kingsville (5-2)	3
11 Southeastern Oklahoma State (5-2)	12
12 Eastern New Mexico (4-4)	NR



## ICHABOD OFFENSE

### Quarterback . . . . . Career Starts

10 Jordan Brill . . . . . (6-4, 225, So.) . . . . . 9
18 Brandon Walker . . . . . (6-1, 205, Fr-Rs.) . . . . . 0

### Running back

6 Trent Hearn . . . . . (6-1, 220, Jr.) . . . . . 22
3 Ra'Shawn Mosley . . . . . (5-10, 200, So.) . . . . . 5

### Fullback

30 Rawshawn Bland . . . . . (5-10, 237, Sr.) . . . . . 35
31 Chris McCann . . . . . (5-9, 207, Jr.) . . . . . 0

### Wide Receiver (X)

5 Mike Odupitan . . . . . (6-1, 205, Sr.) . . . . . 28
81 Jake Lebahn . . . . . (6-4, 192, So.) . . . . . 1

### Wide Receiver (Z)

7 Cason Lehman . . . . . (6-1, 210, Sr.) . . . . . 10
83 Sam Sissom . . . . . (6-0, 195, Sr.) . . . . . 30

### Tight End (Y)

80 Jeff Scott . . . . . (6-4, 263, Sr.) . . . . . 21
32 James Martin . . . . . (6-2, 252, So.) . . . . . 0

### Left Tackle

62 Andy Kavanaugh . . . . . (6-3, 294, Fr-Rs.) . . . . . 8
51 Pat Mack . . . . . (6-4, 276, Jr.) . . . . . 0

### Left Guard

70 Rudy Su'e . . . . . (6-1, 301, Sr.) . . . . . 20
64 Eric Eisenbarth . . . . . (6-2, 276, So.) . . . . . 0

### Center

54 Dan Schneider . . . . . (6-0, 283, Jr.) . . . . . 8
59 David Becker . . . . . (6-2, 293, Fr-Rs.) . . . . . 0

### Right Guard

65 Jeff Rickard . . . . . (6-3, 296, So.) . . . . . 8
63 Matt Neely . . . . . (6-2, 247, So.) . . . . . 0

### Right Tackle

77 Jim Holland . . . . . (6-7, 287, Sr.) . . . . . 20
79 Brian Strand . . . . . (6-4, 306, Jr.) . . . . . 0

## ICHABOD DEFENSE

### Defensive End . . . . . Career Starts

90 Eric Lawrence . . . . . (6-2, 246, Fr-Rs.) . . . . . 8
93 Andre King . . . . . (6-1, 255, Jr.) . . . . . 0

### Defensive Tackle

76 Trey Lewis . . . . . (6-3, 276, Jr.) . . . . . 14
97 Nick Bull . . . . . (6-2, 295, Jr.) . . . . . 6

### Defensive Tackle

98 Zach Hemmerling . . . . . (6-5, 279, Jr.) . . . . . 20
64 Eric Eisenbarth . . . . . (6-2, 276, So.) . . . . . 0

### Defensive End

72 Cody Huenefeld . . . . . (6-1, 267, Jr.) . . . . . 18
11 Sam Tossie . . . . . (6-2, 250, So.) . . . . . 0

### Outside Linebacker

22 Aaron Neal . . . . . (6-0, 217, Jr.) . . . . . 8
24 Henry Talley . . . . . (6-1, 204, Jr.) . . . . . 0

### Inside Linebacker

44 Michael Gonzalez . . . . . (5-11, 223, Sr.) . . . . . 8
56 Aaron Hicks . . . . . (6-0, 227, So.) . . . . . 0

### Inside Linebacker

36 Grant Gould . . . . . (6-3, 237, Sr.) . . . . . 37
48 Terrell Cobb . . . . . (6-0, 221, Sr.) . . . . . 1

### Outside Linebacker

39 Josh Looney . . . . . (6-2, 229, Sr.) . . . . . 41
1 Chris Brown . . . . . (5-10, 200, Jr.) . . . . . 0

### Cornerback

2 Fletcher Terrell . . . . . (6-1, 190, Jr.) . . . . . 31
19 Marquetis Burgess . . . . . (5-11, 185, Jr.) . . . . . 0

### Cornerback

28 Calvin Stuckey . . . . . (6-2, 193, Sr.) . . . . . 20
25 Xavier Beckford . . . . . (5-11, 183, Fr-Rs.) . . . . . 0

### Free Safety

23 Jarod Tetuan . . . . . (5-11, 198, So.) . . . . . 2
20 Erin Beck . . . . . (5-11, 195, So.) . . . . . 4

## ICHABOD SPECIALISTS

### Punter

47 Curt Massey . . . . . (6-1, 220, Sr.) . . . . . 8
35 Ben Boswell . . . . . (6-0, 179, Jr.) . . . . . 0

### PAT/FG

86 Connor Sabel . . . . . (6-2, 180, Jr.) . . . . . 8
88 Adam Azeltine . . . . . (6-0, 181, Jr.) . . . . . 0

### Kickoffs

86 Connor Sabel . . . . . (6-2, 180, Jr.) . . . . . 8
88 Adam Azeltine . . . . . (6-0, 181, Jr.) . . . . . 0

### Long Snapper

80 Jeff Scott . . . . . (6-4, 263, Sr.) . . . . . 8
56 Aaron Hicks . . . . . (6-0, 227, Fr-Rs.) . . . . . 0

### Short Snapper

80 Jeff Scott . . . . . (6-4, 263, Sr.) . . . . . 8
98 Zach Hemmerling . . . . . (6-5, 279, Jr.) . . . . . 0

### Holder

7 Cason Lehman . . . . . (6-1, 210, Sr.) . . . . . 8
23 Jarod Tetuan . . . . . (5-11, 198, So.) . . . . . 0

### Punt Return

23 Jarod Tetuan . . . . . (5-11, 198, So.) . . . . . 8
83 Sam Sissom . . . . . (6-0, 195, Sr.) . . . . . 0

### Kickoff Return

5 Mike Odupitan . . . . . (6-1, 205, Sr.) . . . . . 8
2 Fletcher Terrell . . . . . (6-1, 190, Jr.) . . . . . 0



## HORNET OFFENSE

### Wide Receiver

8 MATT MARTIN . . . . . 5-11 187 SR/3L
80 Shae Grosdidier . . . . . 6-2 182 JR/1L

### Left Tackle

70 BRADON WEEMS . . . . . 6-2 310 SR/3L
77 Jacob Bassett . . . . . 6-5 315 SO/SQ

### Left Guard

64 AUSTIN HANSON . . . . . 6-1 320 SR/3L
65 Joel Griffiths . . . . . 6-3 295 SO/1L

### Center

58 MATT FERRIS . . . . . 6-3 265 SO/1L
53 Travis Hurley . . . . . 5-11 258 SR/3L

### Right Guard

66 MATT MCCLAIN . . . . . 6-3 295 FR/RS
79 Brandon Olney . . . . . 5-11 258 SR/1L

### Right Tackle

76 JOSH KOERKENMEIER 6-2 282 SO/1L
74 Ryan Anstaett . . . . . 6-4 275 FR/HS

### Tight End

89 TRENTON OLIVIER . . . . . 6-1 255 SR/2L
88 Scott Schoenfeld . . . . . 6-3 247 JR/2L

### Wide Receiver

13 RYAN HULINGS . . . . . 5-9 170 JR/2L
81 Sean Partridge . . . . . 6-1 180 FR/HS

### Wide Receiver

87 J.J. RICHARD . . . . . 6-3 205 SR/3L
17 Zac Teske . . . . . 6-4 230 JR/RS

### Tailback

20 SEVILLE KO . . . . . 5-10 190 FR/RS
32 Lantrez Jones . . . . . 5-8 190 SR/1L

### Quarterback

5 JUSTIN WHITWORTH . 6-1 199 JR/2L
10 Ben Purkeypile . . . . . 6-3 218 FR/RS

## HORNET DEFENSE

### Defensive End

93 DONALD CRAFT . . . . . 6-2 280 JR/TR
50 Casey Gamble . . . . . 5-11 219 SR/1L

### Defensive Tackle

92 A.J. FRANKLIN . . . . . 6-3 260 SO/SQ
96 Kaden Adams . . . . . 6-2 248 FR/RS

### Defensive Tackle

94 ANDREW JEFFRIES . . . . . 6-3 288 SR/3L
93 Donald Craft . . . . . 6-2 280 JR/TR

### Linebacker

11 ELLIS DIXON . . . . . 6-0 197 SO/1L
50 Kal Gast . . . . . 5-11 210 SR/3L

### Linebacker

43 ERIC RONDEAU . . . . . 6-1 231 JR/2L
55 A.J. Brinkman . . . . . 6-0 230 FR/RS

### Linebacker

18 MATT DEMICOLI . . . . . 6-0 222 JR/TR
49 Adam Bowen . . . . . 6-0 225 SR/2L

### Cornerback

1 BRANDON STRIBLING . 6-2 186 JR/2L
19 Jared Acree . . . . . 6-1 178 SO/1L

### Weak Safety

36 JAKE RICHTER . . . . . 5-11 182 SO/1L
9 Matt Peschel . . . . . 5-10 165 SR/3L

### Strong Safety

21 ADAM MILLICAR . . . . . 6-1 232 SR/3L
31 Graham Neeland . . . . . 5-8 180 JR/TR

### Free Safety

12 TROY JOHNSON . . . . . 6-3 225 JR/RS
30 Aaron Stubblefield . . . . . 6-1 185 FR/HS

### Cornerback

2 EMMANUEL HOWARD . 6-2 200 SO/TR
23 Mario Thomas . . . . . 5-9 191 JR/SQ

## HORNET SPECIALISTS

### Placekicker

22 JEFF EDWARDS . . . . . 5-10 180 JR/TR
60 Johnny Torres . . . . . 5-8 140 FR/HS

### Punter

60 JOHNNY TORRES . . . . . 5-8 140 FR/HS
22 Jeff Edwards . . . . . 5-10 180 JR/TR

### Longsnapper (Placekicks)

53 TRAVIS HURLEY . . . . . 5-11 258 SR/3L
79 BRANDON OLNEY . . . . . 5-11 258 SR/1L

### Longsnapper (Punter)

5 JUSTIN WHITWORTH . 6-1 199 JR/2L
17 Zac Teske . . . . . 6-4 230 JR/RS

### Punt Return

13 RYAN HULINGS . . . . . 5-9 161 SO/1L
13 RYAN HULINGS . . . . . 5-9 161 SO/1L

### Kickoff Return

13 RYAN HULINGS . . . . . 5-9 161 SO/1L
13 RYAN HULINGS . . . . . 5-9 161 SO/1L



No.	Name (Pronunciations)	Pos	Ht	Wt	Cl.	City, State/Previous School
54	Dan Schneider	OL	6-0	283	Jr.	Topeka, Kan./Hayden HS/Butler County
55	Nathan Gaswick	LB	6-1	180	Fr.	Imperial, Neb./Chase County HS
56	Aaron Hicks*	LB	6-0	227	So.	Olathe, Kan./Olathe North HS
57	Grant Hajek (Hi-chek)	OL	6-3	275	Fr.	Omaha, Neb./Millard North HS
58	Drew Bietau (Bee-taugh)	LB	6-1	190	Fr.	Manhattan, Kan./Manhattan HS
59	David Becker	OL	6-2	293	Fr.-Rs.	Omaha, Neb./Millard South HS
60	David Boucher (Boo-shay)	LB	5-10	190	Fr.	Smith Center, Kan./Smith Center HS
61	James Daniels	LB	6-2	215	Fr.	Miramar, Fla./Carol City HS
62	Andy Kavanaugh	OL	6-3	294	Fr.-Rs.	Lohrville, Iowa/Southern Cal HS
63	Matt Neely	OL	6-2	247	So.	Topeka, Kan./Seaman HS
64	Eric Eisenbarth*	OL	6-2	276	So.	Holton, Kan./Holton HS
65	Jeff Rickard	OL	6-3	296	So.	Westminster, Colo./Standley Lake HS
66	Matt O'Leary	OL	6-6	264	Fr.	Andover, Kan./Andover Central HS
67	Ben Vann	DB	5-8	175	Fr.	Wichita, Kan./Independent HS
68	Clayton Calder	LB	5-9	170	Fr.	Olathe, Kan./Olathe South HS
69	Bryce Trump	FB	5-10	190	Fr.	Palco, Kan./Palco HS
70	Rudy Sue* (Sue-ee)	OL	6-1	301	Sr.	San Diego, Calif./East Central (Miss.)
71	Ryan Hawthorne	FB	6-1	200	Fr.	Minden, Neb./Minden HS
72	Cody Huenefeld** (who-in-feld)	DE	6-1	267	Jr.	Aurora, Neb./Aurora HS
73	Nick Schamaun	LB	6-1	180	Fr.	Great Bend, Kan./Great Bend HS
74	John Hattrup	FB	5-10	200	Fr.	Wichita, Kan./Kapaun Mt. Carmel HS
75	Ben Bianchino (Bee-an-keeno)	DL	6-5	255	Fr.	Overland Park, Kan./Blue Valley West HS
76	Trey Lewis**	DL	6-3	276	Jr.	Topeka, Kan./Washburn Rural HS
77	Jim Holland***	OL	6-7	287	Sr.	Pittsburg, Kan./Pittsburg HS
78	Jake Righter (Rider)	LB	5-9	180	So.	Overland Park, Kan./Blue Valley HS
79	Brian Strand	OL	6-4	306	So.	Venango, Neb./Nebraska Wesleyan
80	Jeff Scott***	TE	6-4	263	Sr.	Lenexa, Kan./Shawnee Mission West HS
81	Jake Lebahn*	WR	6-4	192	So.	Salina, Kan./Salina Central HS
82	Joe Hastings	WR	6-0	160	Fr.	Wichita, Kan./Bishop Carroll HS
83	Sam Sissom***	WR	6-0	195	Sr.	Kansas City, Mo./Winnetonka HS
84	Drameagon Powers	WR	6-3	193	Fr.	Elkhart, Texas/Elkhart HS
85	Mark Scott	TE	6-2	235	Fr.-Rs.	Lenexa, Kan./Shawnee Mission West HS
86	Conner Sabel** (Say-bill)	PK	6-2	180	Jr.	Topeka, Kan./Hayden HS
87	Mark Opara (Oh-par-ah)	WR	6-2	190	Jr.	Derby, Kan./Independence Community College
88	Adam Azeltine** (A-zul-tine)	PK	6-0	181	Jr.	Overland Park, Kan./Blue Valley HS
89	Matt Brown	WR	5-11	181	So.	St. Louis, Mo./Seckman HS
90	Eric Lawrence	DE	6-2	246	Fr.-Rs.	Belleglade, Fla./Glades Central Community HS
91	Drew Shaver	WR	5-10	175	Fr.-Rs.	Larned, Kan./Larned HS
92	Justin Knutzen	TE	6-3	230	Fr.-Rs.	Stilwell, Kan./Blue Valley HS
93	Andre King	DE	6-1	255	Jr.	Lawton, Okla./Fort Scott CC
94	Dustin Moyer*	DE	6-2	252	So.	Eudora, Kan./Eudora HS
95	Mitch Birt*	DE	6-2	267	So.	Omaha, Neb./Millard North HS
96	Brandon Jackson	DL	6-2	267	Fr.	Kansas City, Mo./Liberty HS
97	Chris Lockwood	DL	6-2	265	Fr.	Topeka, Kan./Seaman HS
98	Zach Hemmerling**	DE	6-5	279	Jr.	Hutchinson, Kan./Hutchinson HS
99	Nick Bull**	DL	6-2	295	Jr.	Elkhorn, Neb./Elkhorn HS

**Assistant Coaches:** Brian Miller, Chris Brown, Rob Robinson, David Trupp and Cooper Harris  
**Graduate Assistant Coaches:** Zac Nally, Dion Meneley, Justin Schreiber and Cassidy McCrite



# 2005 Results (7-1, 5-0 MIAA)

Date	Opponent	Score	Time	Attend
Aug 27	at #14 Colorado Mines	W 28-17	2:58	2143
Sep 03	WESTERN WASHINGTON	W 31-21	3:03	4765
Sep 10	*CENTRAL MO. ST.	W 42-27	3:06	5840
Sep 17	at Central Washington	L 42-48	3:26	3316
Sep 23	*at Southwest Baptist	W 56-21	3:15	1938
Oct 01	*#4 PITTSBURG STATE	W 35-34	3:15	6498
Oct 08	*#5 Northwest Missouri	W 31-28	3:00	5494
Oct 15	*TRUMAN STATE	W 21-14	3:15	6734

\*MIAA Game

## Team Statistics

	WU	OPP
SCORING	286	210
Points Per Game	35.8	26.2
FIRST DOWNS	171	173
Rushing	64	75
Passing	91	82
Penalty	16	16
RUSHING YARDAGE	1420	1107
Yards gained rushing	1686	1414
Yards lost rushing	266	307
Rushing Attempts	323	313
Average Per Rush	4.4	3.5
Average Per Game	177.5	138.4
TDs Rushing	18	10
PASSING YARDAGE	1987	1969
Att-Comp-Int	219-126-9	290-172-16
Average Per Pass	9.1	6.8
Average Per Catch	15.8	11.4
Average Per Game	248.4	246.1
TDs Passing	17	16
TOTAL OFFENSE	3407	3076
Total Plays	542	603
Average Per Play	6.3	5.1
Average Per Game	425.9	384.5
KICK RETURNS: #-YARDS	33-721	36-659
PUNT RETURNS: #-YARDS	18-182	17-209
INT RETURNS: #-YARDS	16-174	9-82
KICK RETURN AVERAGE	21.8	18.3
PUNT RETURN AVERAGE	10.1	12.3
INT RETURN AVERAGE	10.9	9.1
FUMBLES-LOST	20-11	12-6
PENALTIES-YARDS	63-562	59-511
Average Per Game	70.2	63.9
PUNTS-YARDS	33-1158	38-1393
Average Per Punt	35.1	36.7
Net punt average	26.9	28.7
TIME OF POSSESSION/GAME	28:45	31:15
3RD-DOWN CONVERSIONS	38/101	46/121
3rd-Down Pct	38%	38%
4TH-DOWN CONVERSIONS	8/14	10/21
4th-Down Pct	57%	48%
SACKS BY-YARDS	25-167	18-140
MISC YARDS	0	20
TOUCHDOWNS SCORED	40	27
FIELD GOALS-ATTEMPTS	2-6	6-9
PAT-ATTEMPTS	40-40	22-23
ATTENDANCE	23837	12891
Games/Avg Per Game	4/5959	4/3223

SCORE BY QUARTERS	1st	2nd	3rd	4th	OT	Total
Washburn	73	84	56	66	7	286
Opponents	40	65	57	42	6	210

## Offensive Statistics

Rushing	GP	Att	Gain	Loss	Net	Avg	TD	Long	Avg/G
RUSHING	GP	Att	Gain	Loss	Net	Avg	TD	Long	Avg/G
Hearn,Trent	8	160	872	19	853	5.3	12	76	106.6
Mosley,Ra'Shawn	7	67	419	17	402	6.0	4	32	57.4
Walker,Brandon	6	31	225	38	187	6.0	1	78	31.2
Patterson,A.J.	4	9	75	1	74	8.2	0	53	18.5
Bland,Rawshawn	8	5	17	0	17	3.4	1	7	2.1
Odupitan,Mike	8	6	18	4	14	2.3	0	9	1.8
McCann,Chris	3	2	10	0	10	5.0	0	10	3.3
Tetuan,Jarod	8	1	4	0	4	4.0	0	4	0.5
Mangino,Tommy	3	1	2	0	2	2.0	0	2	0.7
TM-Ichabods	6	12	0	64	-64	-5.3	0	0	-10.7
Brill,Jordan	8	29	44	123	-79	-2.7	0	8	-9.9
Total.....	8	323	1686	266	1420	4.4	18	78	177.5
Opponents.....	8	313	1414	307	1107	3.5	10	58	138.4


PASSING	G	Effic	Att-Cmp-Int	Pct	Yds	TD	Lng	Avg/G
Brill,Jordan	8	152.89	213-123-9	57.7	1959	17	82	244.9
Walker,Brandon	6	179.80	2-2-0	100.0	19	0	14	3.2
Mangino,Tommy	3	87.80	2-1-0	50.0	9	0	9	3.0
Total.....	8	151.15	219-126-9	57.5	1987	17	82	248.4
Opponents.....	8	123.52	290-172-16	59.3	1969	16	81	246.1

RECEIVING	G	No.	Yds	Avg	TD	Long	Avg/G
Odupitan,Mike	8	36	637	17.7	4	45	79.6
Lehman,Cason	8	28	319	11.4	2	22	39.9
Lebahn,Jake	8	13	247	19.0	4	47	30.9
Scott,Jeff	8	11	206	18.7	2	57	25.8
Sissom,Sam	2	7	231	33.0	3	82	115.5
Tetuan,Jarod	8	7	141	20.1	2	49	17.6
Gardiner,Aaron	8	7	101	14.4	0	26	12.6
Mosley,Ra'Shawn	7	7	27	3.9	0	14	3.9
Bland,Rawshawn	8	5	47	9.4	0	17	5.9
Hearn,Trent	8	3	21	7.0	0	11	2.6
Walker,Brandon	6	1	7	7.0	0	7	1.2
McCann,Chris	3	1	3	3.0	0	3	1.0
Total.....	8	126	1987	15.8	17	82	248.4
Opponents.....	8	172	1969	11.4	16	81	246.1

PUNT RETURNS	No.	Yds	Avg	TD	Long
Tetuan,Jarod	9	108	12.0	0	20
Mosley,Ra'Shawn	3	19	6.3	0	15
Terrell,Fletcher	3	15	5.0	0	1
Lehman,Cason	1	8	8.0	0	8
Sissom,Sam	1	7	7.0	0	7
Brown,Chris	1	10	10.0	0	0
Lebahn,Jake	0	15	0.0	1	15
Total.....	18	182	10.1	1	20
Opponents.....	17	209	12.3	0	50

INTERCEPTIONS	No.	Yds	Avg	TD	Long
Terrell,Fletcher	4	31	7.8	1	23
Stuckey,Calvin	2	71	35.5	0	55
Bull,Nick	2	12	6.0	0	12
Gould,Grant	2	52	26.0	1	26
Beck,Erin	2	-1	-0.5	0	0
Looney,Josh	1	4	4.0	0	4
Neal,Aaron	1	2	2.0	0	2
Huenefeld,Cody	1	2	2.0	0	2
Cobb,Terrell	1	1	1.0	0	1
Total.....	16	174	10.9	2	55
Opponents.....	9	82	9.1	1	37

# 2005 WASHBURN ICHABOD FOOTBALL



KICK RETURNS	No.	Yds	Avg	TD	Long
Odupitan, Mike	15	287	19.1	0	35
Terrell, Fletcher	10	314	31.4	2	100
Tetuan, Jarod	6	94	15.7	0	26
Lehman, Cason	1	5	5.0	0	5
Gardiner, Aaron	1	21	21.0	0	21
<b>Total.....</b>	<b>33</b>	<b>721</b>	<b>21.8</b>	<b>2</b>	<b>100</b>
<b>Opponents.....</b>	<b>36</b>	<b>659</b>	<b>18.3</b>	<b>0</b>	<b>51</b>

FUMBLE RETURNS	No.	Yds	Avg	TD	Long
Total.....	0	0	0.0	0	0
Opponents.....	1	20	20.0	0	20

SCORING	TD	FGs	PAT Kick	PAT Rush	PAT Rev	PAT Pass	Saf	PTS
Hearn, Trent	12	0-0	0-0	0-0	0	0-0	0	72
Sabel, Connor	0	2-6	40-40	0-0	0	0-0	0	46
Lebahn, Jake	5	0-0	0-0	0-0	0	0-0	0	30
Odupitan, Mike	4	0-0	0-0	0-0	0	0-0	0	24
Mosley, Ra'Shawn	4	0-0	0-0	0-0	0	0-0	0	24
Terrell, Fletcher	3	0-0	0-0	0-0	0	0-0	0	18
Sissom, Sam	3	0-0	0-0	0-0	0	0-0	0	18
Scott, Jeff	2	0-0	0-0	0-0	0	0-0	0	12
Lehman, Cason	2	0-0	0-0	0-0	0	0-0	0	12
Tetuan, Jarod	2	0-0	0-0	0-0	0	0-0	0	12
Bland, Rawshaw	1	0-0	0-0	0-0	0	0-0	0	6
Walker, Brandon	1	0-0	0-0	0-0	0	0-0	0	6
Gould, Grant	1	0-0	0-0	0-0	0	0-0	0	6
<b>Total.....</b>	<b>40</b>	<b>2-6</b>	<b>40-40</b>	<b>0-0</b>	<b>0</b>	<b>0-0</b>	<b>0</b>	<b>286</b>
<b>Opponents.....</b>	<b>27</b>	<b>6-9</b>	<b>22-23</b>	<b>0-0</b>	<b>3</b>	<b>3-4</b>	<b>1</b>	<b>210</b>

TOTAL OFFENSE	G	Plays	Rush	Pass	Total	Avg/G
Brill, Jordan	8	242	-79	1959	1880	235.0
Hearn, Trent	8	160	853	0	853	106.6
Mosley, Ra'Shawn	7	67	402	0	402	57.4
Walker, Brandon	6	33	187	19	206	34.3
Patterson, A.J.	4	9	74	0	74	18.5
Bland, Rawshaw	8	5	17	0	17	2.1
Odupitan, Mike	8	6	14	0	14	1.8
Mangino, Tommy	3	3	2	9	11	3.7
McCann, Chris	3	2	10	0	10	3.3
Tetuan, Jarod	8	1	4	0	4	0.5
TM-Ichabods	6	14	-64	0	-64	-10.7
<b>Total.....</b>	<b>8</b>	<b>542</b>	<b>1420</b>	<b>1987</b>	<b>3407</b>	<b>425.9</b>
<b>Opponents.....</b>	<b>8</b>	<b>603</b>	<b>1107</b>	<b>1969</b>	<b>3076</b>	<b>384.5</b>

PUNTING	No.	Yds	Avg	Long	TB	FC	I20	Blkd
Massey, Curtis	31	1137	36.7	53	3	0	9	1
Boswell, Ben	1	21	21.0	21	0	0	0	0
TM-Ichabods	1	0	0.0	0	0	0	0	0
<b>Total.....</b>	<b>33</b>	<b>1158</b>	<b>35.1</b>	<b>53</b>	<b>3</b>	<b>0</b>	<b>9</b>	<b>1</b>
<b>Opponents.....</b>	<b>38</b>	<b>1393</b>	<b>36.7</b>	<b>64</b>	<b>6</b>	<b>1</b>	<b>10</b>	<b>3</b>

KICKOFFS	No.	Yds	Avg	TB	OB	Retn	Net	YdLn
Sabel, Connor	50	2762	55.2	10	1			
<b>Total.....</b>	<b>50</b>	<b>2762</b>	<b>55.2</b>	<b>10</b>	<b>1</b>	<b>659</b>	<b>38.1</b>	<b>26</b>
<b>Opponents.....</b>	<b>38</b>	<b>2225</b>	<b>58.6</b>	<b>4</b>	<b>2</b>	<b>721</b>	<b>37.5</b>	<b>27</b>

FIELD GOALS	FGM-FGA	Pct	01-19	20-29	30-39	40-49	50+	Blk
Sabel, Connor	2-6	33.3	0-0	1-2	0-1	1-3	0-0	0


FG SEQUENCE	Washburn	OPPONENTS
Colorado Mines	-	(38)
Western Washington	45,(41)	-
Central Mo. St.	-	(32)
Central Washington	-	(42),(27),31
Southwest Baptist	43	-
Pittsburg State	27	32
NW Missouri State	(23)	(19),(33)
Truman	38	37

ALL PURPOSE	G	Rush	Rec	PR	KOR	IR	Tot	Avg/G
Odupitan, Mike	8	14	637	0	287	0	938	117.2
Hearn, Trent	8	853	21	0	0	0	874	109.2
Mosley, Ra'Shawn	7	402	27	19	0	0	448	64.0
Terrell, Fletcher	8	0	0	15	314	31	360	45.0
Tetuan, Jarod	8	4	141	108	94	0	347	43.4
Lehman, Cason	8	0	319	8	5	0	332	41.5
Lebahn, Jake	8	0	247	15	0	0	262	32.8
Sissom, Sam	2	0	231	7	0	0	238	119.0
Scott, Jeff	8	0	206	0	0	0	206	25.8
Walker, Brandon	6	187	7	0	0	0	194	32.3
Gardiner, Aaron	8	0	101	0	21	0	122	15.2
Patterson, A.J.	4	74	0	0	0	0	74	18.5
Stuckey, Calvin	8	0	0	0	0	71	71	8.9
Bland, Rawshaw	8	17	47	0	0	0	64	8.0
Gould, Grant	8	0	0	0	0	52	52	6.5
McCann, Chris	3	10	3	0	0	0	13	4.3
Bull, Nick	8	0	0	0	0	12	12	1.5
Brown, Chris	8	0	0	10	0	0	10	1.2
Looney, Josh	8	0	0	0	0	4	4	0.5
Mangino, Tommy	3	2	0	0	0	0	2	0.7
Huenefeld, Cody	8	0	0	0	0	2	2	0.2
Neal, Aaron	8	0	0	0	0	2	2	0.2
Cobb, Terell	8	0	0	0	0	1	1	0.1
Beck, Erin	8	0	0	0	0	-1	-1	-0.1
TM-Ichabods	6	-64	0	0	0	0	-64	-10.7
Brill, Jordan	8	-79	0	0	0	0	-79	-9.9
<b>Total.....</b>	<b>8</b>	<b>1420</b>	<b>1987</b>	<b>182</b>	<b>721</b>	<b>174</b>	<b>4484</b>	<b>560.5</b>
<b>Opponents.....</b>	<b>8</b>	<b>1107</b>	<b>1969</b>	<b>209</b>	<b>659</b>	<b>82</b>	<b>4026</b>	<b>503.2</b>

## Defensive Statistics

	GP	UT	AT	TT	TFL	Sacks	Int-Yds	PD	QBH	FR-Yds	FF	BLK	Saf
Gould, Grant	8	35	53	88	11-47	6-42	2-52	2	1	1-0	1	.	.
Gonzalez, Mike	8	29	38	67	8-12	.	.	4	.	3-0	2	.	.
Neal, Aaron	8	22	44	3-5	1-4	1-2	1	.	.	.	.	.	.
Tetuan, Jarod	8	25	18	43	.	.	.	1	.	.	1	.	.
Terrell, Fletcher	8	28	14	42	1-17	.	4-31	8	.	.	.	2	.
Looney, Josh	8	15	25	40	6-24	3-13	1-4	.	.	.	1	.	.
Cobb, Terell	8	16	22	38	2-2	1-0	1-1	1	.	1-0	2	.	.
Beck, Erin	8	9	25	34	.	.	2--1	.	.	.	.	.	.
Lawrence, Eric	8	12	22	34	9-23	4-14	.	1	.	.	.	.	.
Lewis, Trey	8	13	15	28	6-36	4-33	.	.	.	.	1	.	.
Tossie, Sam	6	12	12	24	6-28	3-25	.	1	.	.	.	.	.
Talley, Henry	8	19	3	22	1-5	.	.	1	.	.	.	.	.
Stuckey, Calvin	8	13	8	21	1-1	.	2-71	6	.	.	.	.	.
Hemmerling, Z	7	11	18	18	3-16	3-16	.	2	.	.	.	1	.
Beckford, X	8	11	5	16	1-1	.	.	1	.	.	.	.	.
Huenefeld, C	8	7	8	15	7-26	3-10	1-2	2	.	.	.	.	.
Sims, Roy	6	6	9	15	3-4	2-3	.	1	.	.	.	.	.
Hicks, Aaron	8	5	6	11	.	.	.	.	.	.	.	.	.
Bull, Nick	8	4	6	10	1-1	.	2-12	.	.	.	.	.	.
Ewy, Adam	3	2	8	10	.	.	.	2	.	.	.	.	.
King, Andre	6	4	4	8	3-22	1-6	.	.	.	.	.	.	.
Eisenbarth, Eric	7	2	5	7	1-1	.	.	.	.	.	.	.	.
Brown, Chris	8	2	5	7	.	.	.	2	.	1-0	.	1	.
Lebahn, Jake	8	3	1	4	1-16	.	.	.	.	.	.	.	.
Lehman, Cason	8	3	1	4	.	.	.	.	.	.	.	.	.
Gardiner, Aaron	8	3	1	4	.	.	.	.	.	.	.	.	.
Bland, Rawshaw	8	1	3	4	.	.	.	.	.	.	.	.	.
Moyer, Dustin	2	1	2	3	2-1	2-1	.	1	.	.	.	.	.
Schuster, Steven	5	1	1	2	.	.	.	.	.	.	.	.	.
Scott, Jeff	8	.	2	2	.	.	.	.	.	.	.	.	.
Brill, Jordan	8	1	.	1	.	.	.	.	.	.	.	.	.
Sabel, Connor	8	1	.	1	.	.	.	.	.	.	.	.	.
Massey, Curtis	8	1	.	1	.	.	.	.	.	.	.	.	.
Forck, Jake	3	1	.	1	.	.	.	.	.	.	.	.	.
<b>Total.....</b>	<b>8</b>	<b>314</b>	<b>358</b>	<b>672</b>	<b>76-288</b>	<b>25-167</b>	<b>16-174</b>	<b>38</b>	<b>1</b>	<b>6-0</b>	<b>8</b>	<b>4</b>	<b>.</b>
<b>Opponents.....</b>	<b>8</b>	<b>276</b>	<b>305</b>	<b>581</b>	<b>58-214</b>	<b>18-140</b>	<b>9-82</b>	<b>20</b>	<b>2</b>	<b>11-20</b>	<b>15</b>	<b>1</b>	<b>1</b>

# 2005 WASHBURN ICHABOD FOOTBALL



## Game By Game Rushing

	No-Yds/TD	CSM	WWU	CMSU	CWU	SBU	PSU	NWMSU	TSU	ESU	MSSU	MWSU
Hearn,Trent	160-853/12	21-106/1	16-94/1	13-90/1	10-53/0	10-63/1	30-162/3	33-107/3	27-178/2			
Mosley,Ra'Shawn	67-402/4	13-68/0	14-64/1	12-78/1	11-80/1	10-72/1	6-36/0	DNP	1-4/0			
Walker,Brandon	31-187/1	DNP	3-81/1	8-38/0	6-19/0	8-33/0	3-17/0	3--1/0	DNP			
Patterson,A.J.	9-74/0	1--1/0	1-2/0	1-3/0	DNP	6-70/0	DNP	DNP	DNP			
Bland,Rawshaw	5-17/1	-	-	-	2-8/0	1-1/1	-	-	2-8/0			
Odupitan,Mike	6-14/0	1--3/0	1-7/0	-	1--1/0	1-2/0	1-9/0	-	1-0/0			
McCann,Chris	2-10/0	DNP	DNP	2-10/0	DNP	-	DNP	-	DNP			
Tetuan,Jarod	1-4/0	-	-	1-4/0	-	-	-	-	-			
Mangino,Tommy	1-2/0	-	DNP	-	DNP	1-2/0	DNP	DNP	DNP			
Ichabods	12--64/0	3--3/0	2--2/0	3--38/0	DNP	DNP	1--1/0	1--17/0	2--3/0			
Brill,Jordan	29--79/0	3--23/0	5--20/0	3--7/0	8-2/0	2-4/0	3--6/0	2--11/0	3--18/0			

## Game By Game Receiving

	No-Yds/D	CSM	WWU	CMSU	CWU	SBU	PSU	NWMSU	TSU	ESU	MSSU	MWSU
Odupitan,Mike	36-637/4	4-57/0	6-119/0	5-111/1	3-22/0	3-74/1	4-70/0	6-105/1	5-79/1			
Lehman,Cason	28-319/2	-	3-33/0	4-49/1	3-29/0	4-47/1	5-70/0	3-23/0	6-68/0			
Lebahn,Jake	13-247/4	-	-	1-9/0	3-91/2	2-56/1	2-51/1	4-32/0	1-8/0			
Sissom,Sam	7-231/3	7-231/3	-	DNP	DNP	DNP	DNP	DNP	DNP			
Scott,Jeff	11-206/2	3-60/0	-	-	2-62/2	-	1-9/0	2-37/0	3-38/0			
Tetuan,Jarod	7-141/2	-	2-47/0	1-7/1	4-87/1	-	-	-	-			
Gardiner,Aaron	7-101/0	-	-	-	-	-	1-12/0	3-33/0	3-56/0			
Bland,Rawshaw	5-47/0	-	-	-	3-18/0	1-12/0	-	1-17/0	-			
Mosley,Ra'Shawn	7-27/0	-	-	2-6/0	4-24/0	-	1--3/0	DNP	-			
Hearn,Trent	3-21/0	-	-	-	-	-	1-10/0	1-11/0	1-0/0			
Walker,Brandon	1-7/0	DNP	-	-	-	1-7/0	-	-	DNP			
McCann,Chris	1-3/0	DNP	DNP	-	DNP	-	DNP	1-3/0	DNP			

## Game By Game Passing

#10 Brill,Jordan	Att	Comp	Int	Pct	Yards	TD	Long	Sack	Yds	Effic
Colorado Mines	25	14	1	56.0	348	3	82	2	23	204.5
Western Washington	18	11	0	61.1	199	0	49	4	28	154.0
Central Mo. St.	21	13	1	61.9	182	3	45	1	11	172.3
Central Washington	39	21	1	53.8	328	5	57	3	16	161.7
Southwest Baptist	17	10	1	58.8	187	3	47	0	0	197.7
Pittsburg State	23	14	3	60.9	205	1	36	2	11	124.0
NW Missouri State	31	21	0	67.7	261	1	31	1	6	149.1
Truman	39	19	2	48.7	249	1	28	2	19	100.6
TOTALS	213	123	9	57.7	1959	17	82	15	114	152.9

#18 Walker,Brandon	Att	Comp	Int	Pct	Yards	TD	Long	Sack	Yds	Effic
Central Washington	1	1	0	100.0	5	0	5	0	0	142.0
Pittsburg State	1	1	0	100.0	14	0	14	0	0	217.6
TOTALS	2	2	0	100.0	19	0	14	2	17	179.8

#9 Mangino,Tommy	Att	Comp	Int	Pct	Yards	TD	Long	Sack	Yds	Effic
Southwest Baptist	2	1	0	50.0	9	0	9	0	0	87.8
TOTALS	2	1	0	50.0	9	0	9	0	0	87.8

## Game By Game Punt Returns

	No-Yds	CSM	WWU	CMSU	CWU	SBU	PSU	NWMSU	TSU	ESU	MSSU	MWSU
Tetuan,Jarod	9-108	1-2	-	1-16	-	-	2-28	1-6	4-56			
Mosley,Ra'Shawn	3-19	-	-	-	-	2-21	1--2	DNP	-			
Terrell,Fletche	3-15	-	-	-	-	-	-	2-14	1-1			
Brown,Chris	1-10	-	-	-	-	1-10	-	-	-			
Lehman,Cason	1-8	-	-	-	1-8	-	-	-	-			
Sissom,Sam	1-7	-	1-7	DNP	DNP	DNP	DNP	DNP	DNP			

## Game By Game Kickoff Returns


	No-Yds	CSM	WWU	CMSU	CWU	SBU	PSU	NWMSU	TSU	ESU	MSSU	MWSU
Terrell,Fletche	10-314	-	-	2-140	3-55	-	1-83	3-32	1-4			
Odupitan,Mike	15-287	3-49	3-64	-	5-109	1-29	3-36	-	-			
Tetuan,Jarod	6-94	1-14	1-26	-	-	2-29	-	1-18	1-7			
Gardiner,Aaron	1-21	-	-	-	-	-	-	1-21	-			
Lehman,Cason	1-5	-	-	1-5	-	-	-	-	-			

## Game By Game Punting

Curtis Massey	No	Yds	Avg	Long	Blkd	TB	FC	50+	I20
Colorado Mines	5	207	41.4	48	0	2	0	0	0
Western Washington	4	144	36.0	53	0	0	0	2	1
Central Missouri	2	45	22.5	33	0	1	0	0	0
at Central Washington	4	168	42.0	49	0	0	0	0	0
Pittsburg State	2	82	41.0	44	1	0	0	0	2
Truman	6	215	35.8	44	0	0	0	0	3
Totals	31	1137	36.7	53	1	3	0	4	9



# 2005 WASHBURN ICHABOD FOOTBALL



## Game By Game Interception Returns

	No-Yds	CSM	WWU	CMSU	CWU	SBU	PSU	NWMSU	TSU	ESU	MSSU	MWSU
Terrell,Fletcher	4-31	2-0	1-23	-	-	1-8	-	-	-	-	-	-
Bull,Nick	2-12	-	-	1-12	-	-	1-0	-	-	-	-	-
Stuckey,Calvin	2-71	1-16	-	-	-	-	1-55	-	-	-	-	-
Gould,Grant	2-52	-	-	-	-	1-26	-	-	1-26	-	-	-
Beck,Erin	2--1	1--1	-	-	-	-	-	-	1-0	-	-	-
Huenefeld,Cody	1-2	-	-	-	-	-	-	1-2	-	-	-	-
Cobb,Terrell	1-1	-	-	-	-	-	-	-	1-1	-	-	-
Looney,Josh	1-4	-	-	-	-	1-4	-	-	-	-	-	-
Neal,Aaron	1-2	-	-	-	-	-	-	1-2	-	-	-	-

## Game By Game Sacks


	UA-A	TOT	CSM	WWU	CMSU	CWU	SBU	PSU	NWMSU	TSU	ESU	MSSU	MWSU
Gould,Grant	4-2	6	2-15	-	1-11	2-6	1-10	-	-	-	-	-	-
Lewis,Trey	3-1	4	-	1-7	-	-	-	-	3-26	-	-	-	-
Lawrence,Eric	1-3	4	1-1	-	-	-	1-7	1-3	-	1-3	-	-	-
Looney,Josh	2-1	3	1-1	-	-	-	-	-	1-5	1-7	-	-	-
Hemmerling,Zach	1-2	3	-	1-6	-	-	1-7	-	-	1-3	-	-	-
Huenefeld,Cody	1-2	3	-	-	-	1-4	-	-	1-2	1-4	-	-	-
Tossie,Sam	2-1	3	DNP	DNP	-	2-10	-	-	1-15	-	-	-	-
Moyer,Dustin	1-1	2	2-1	-	DNP	DNP	DNP	DNP	DNP	DNP	-	-	-
Sims,Roy	2-0	2	-	1-2	1-1	-	-	-	DNP	DNP	-	-	-
Neal,Aaron	0-1	1	-	-	-	-	-	-	-	1-4	-	-	-
King,Andre	1-0	1	-	-	DNP	-	-	-	DNP	1-6	-	-	-
Cobb,Terrell	1-0	1	-	-	-	-	-	1-0	-	-	-	-	-

## Game By Game Tackles for Loss

	UA-A	TOT	CSM	WWU	CMSU	CWU	SBU	PSU	NWMSU	TSU	ESU	MSSU	MWSU
Gould,Grant	5-6	11	2-15	-	1-11	3-8	4-12	-	-	1-1	-	-	-
Lawrence,Eric	3-6	9	1-1	-	3-7	-	2-8	2-4	-	1-3	-	-	-
Gonzalez,Mike	4-4	8	-	-	1-1	2-5	2-2	-	3-4	-	-	-	-
Huenefeld,Cody	4-3	7	2-12	-	1-0	2-8	-	-	1-2	1-4	-	-	-
Lewis,Trey	4-2	6	-	1-7	-	-	1-1	-	4-28	-	-	-	-
Looney,Josh	4-2	6	1-1	-	2-7	-	1-4	-	1-5	1-7	-	-	-
Tossie,Sam	3-3	6	DNP	DNP	1-1	2-10	-	-	2-16	1-1	-	-	-
King,Andre	3-0	3	-	1-15	DNP	1-1	-	-	DNP	1-6	-	-	-
Neal,Aaron	0-3	3	-	-	1-1	-	1-0	-	-	1-4	-	-	-
Sims,Roy	2-1	3	-	1-2	2-2	-	-	-	DNP	DNP	-	-	-
Hemmerling,Zach	1-2	3	-	1-6	-	-	1-7	-	-	1-3	-	-	-
Cobb,Terrell	1-1	2	-	-	-	-	1-0	-	-	1-2	-	-	-
Moyer,Dustin	1-1	2	2-1	-	DNP	DNP	DNP	DNP	DNP	DNP	-	-	-
Stuckey,Calvin	1-0	1	-	-	-	-	-	-	1-1	-	-	-	-
Bull,Nick	1-0	1	1-1	-	-	-	-	-	-	-	-	-	-
Beckford,Xavier	0-1	1	-	-	-	-	1-1	-	-	-	-	-	-
Eisenbarth,Eric	0-1	1	-	-	-	-	-	DNP	-	1-1	-	-	-
Talley,Henry	1-0	1	-	-	-	-	1-5	-	-	-	-	-	-
Terrell,Fletche	1-0	1	-	-	1-17	-	-	-	-	-	-	-	-
Lebahn,Jake	1-0	1	-	1-16	-	-	-	-	-	-	-	-	-

## Game By Game Tackles - Leaders

	UA-A	TOT	CSM	WWU	CMSU	CWU	SBU	PSU	NWMSU	TSU	ESU	MSSU	MWSU
Gould,Grant	35-53	88	5-7	3-7	6-5	6-6	3-9	5-5	2-6	5-8	-	-	-
Gonzalez,Mike	29-38	67	3-4	1-1	1-7	4-1	2-7	10-8	7-2	1-8	-	-	-
Neal,Aaron	22-22	44	2-3	0-3	4-5	3-2	2-1	7-3	0-2	4-3	-	-	-
Tetuan,Jarod	25-18	43	-	1-2	4-2	1-1	4-3	9-3	3-5	3-2	-	-	-
Terrell,Fletche	28-14	42	1-3	3-2	3-1	2-1	5-0	5-0	5-2	4-5	-	-	-
Looney,Josh	15-25	40	0-2	3-2	2-5	1-3	2-4	1-2	1-4	5-3	-	-	-
Cobb,Terrell	16-22	38	2-5	4-7	0-1	1-2	3-2	1-1	3-2	2-2	-	-	-
Beck,Erin	9-25	34	2-3	2-8	1-6	1-3	1-2	0-1	-	2-2	-	-	-
Lawrence,Eric	12-22	34	2-7	0-1	1-3	-	4-4	4-3	0-2	1-2	-	-	-
Lewis,Trey	13-15	28	1-1	4-1	1-4	1-1	1-3	1-3	4-2	-	-	-	-
Tossie,Sam	12-12	24	DNP	DNP	0-1	4-3	2-2	2-1	1-2	3-3	-	-	-
Talley,Henry	19-3	22	2-0	3-1	-	3-0	8-2	1-0	2-0	-	-	-	-
Stuckey,Calvin	13-8	21	0-2	2-0	0-1	4-1	2-0	1-2	4-2	-	-	-	-
Hemmerling,Zach	7-11	18	1-2	1-1	-	-	4-2	0-1	0-1	1-4	-	-	-
Beckford,Xavier	11-5	16	7-1	-	0-1	-	1-2	-	1-1	2-0	-	-	-
Huenefeld,Cody	7-8	15	3-1	1-0	0-3	2-0	0-1	1-0	0-2	0-1	-	-	-
Sims,Roy	6-9	15	-	1-2	4-2	1-2	0-2	0-1	DNP	DNP	-	-	-
Hicks,Aaron	5-6	11	-	-	0-1	1-0	4-5	-	-	-	-	-	-
Ewy,Adam	2-8	10	1-4	DNP	DNP	DNP	DNP	DNP	0-1	1-3	-	-	-
Bull,Nick	4-6	10	2-0	0-2	-	-	0-1	-	0-1	2-2	-	-	-
King,Andre	4-4	8	-	2-1	DNP	1-0	-	-	DNP	1-3	-	-	-
Brown,Chris	2-5	7	0-1	1-2	1-0	0-1	-	-	0-1	-	-	-	-
Eisenbarth,Eric	2-5	7	-	-	-	-	1-0	DNP	0-3	1-2	-	-	-
Bland,Rawshaw	1-3	4	1-0	0-1	-	0-1	-	0-1	-	-	-	-	-



## INDIVIDUAL GAME HIGHS

Rushes	33	Hearn,Trent at NW Missouri State (Oct 08)
Yards Rushing	178	Hearn,Trent vs Truman (Oct 15)
TD Rushes	3	Hearn,Trent vs Pittsburg State (Oct 01)
		Hearn,Trent at NW Missouri State (Oct 08)
Long Rush	78	Walker,Brandon vs Western Washington (Sep 03)
Pass attempts	39	Brill,Jordan at Central Washington (Sep 17)
		Brill,Jordan vs Truman (Oct 15)
Pass completions	21	Brill,Jordan at Central Washington (Sep 17)
		Brill,Jordan at NW Missouri State (Oct 08)
Yards Passing	348	Brill,Jordan at Colorado Mines (Aug 27)
TD Passes	5	Brill,Jordan at Central Washington (Sep 17)
Long Pass	82	Brill,Jordan at Colorado Mines (Aug 27)
Receptions	7	Sissom,Sam at Colorado Mines (Aug 27)
Yards Receiving	231	Sissom,Sam at Colorado Mines (Aug 27)
TD Receptions	3	Sissom,Sam at Colorado Mines (Aug 27)
Long Reception	82	Sissom,Sam at Colorado Mines (Aug 27)
Field Goals	1	Sabel,Connor vs Western Washington (Sep 03)
		Sabel,Connor at NW Missouri State (Oct 08)
Long Field Goal	41	Sabel,Connor vs Western Washington (Sep 03)
Punts	6	Massey,Curtis vs Truman (Oct 15)
Punting Avg	42.2	Massey,Curtis at Southwest Baptist (Sep 23)
Long Punt	53	Massey,Curtis vs Western Washington (Sep 03)
Long Punt Return	20	Tetuan,Jarod vs Pittsburg State (Oct 01)
Long Kickoff Return	100	Terrell,Fletcher vs Central Mo. St. (Sep 10)
Tackles	18	Gonzalez,Mike vs Pittsburg State (Oct 01)
Sacks	3.0	Lewis,Trey at NW Missouri State (Oct 08)
Tackles For Loss	4.0	Gould,Grant at Southwest Baptist (Sep 23)
		Lewis,Trey at NW Missouri State (Oct 08)
Interceptions	2	Terrell,Fletcher at Colorado Mines (Aug 27)

## TEAM GAME HIGHS

Rushes	44	vs Pittsburg State (Oct 01)
Yards Rushing	247	at Southwest Baptist (Sep 23)
Yards Per Rush	6.3	at Southwest Baptist (Sep 23)
TD Rushes	3	vs Western Washington (Sep 03)
		at Southwest Baptist (Sep 23)
		vs Pittsburg State (Oct 01)
		at NW Missouri State (Oct 08)
Pass attempts	40	at Central Washington (Sep 17)
Pass completions	22	at Central Washington (Sep 17)
Yards Passing	348	at Colorado Mines (Aug 27)
Yards Per Pass	13.9	at Colorado Mines (Aug 27)
TD Passes	5	at Central Washington (Sep 17)
Total Plays	78	at Central Washington (Sep 17)
Total Offense	494	at Central Washington (Sep 17)
Yards Per Play	7.6	at Southwest Baptist (Sep 23)
Points	56	at Southwest Baptist (Sep 23)
Sacks By	5	at NW Missouri State (Oct 08)
First Downs	25	at Central Washington (Sep 17)
Penalties	11	vs Western Washington (Sep 03)
		at Central Washington (Sep 17)
		at Southwest Baptist (Sep 23)
Penalty Yards	110	at Central Washington (Sep 17)
Turnovers	6	vs Pittsburg State (Oct 01)
Interceptions By	4	at Colorado Mines (Aug 27)

## OPPONENT INDIVIDUAL GAME HIGHS

Rushes	29	Levenson,Jerard, vs Truman (Oct 15)
Yards Rushing	150	Race,Germaine, vs Pittsburg State (Oct 01)
TD Rushes	3	Race,Germaine, vs Pittsburg State (Oct 01)
Long Rush	58	Monrean,James, vs Western Washington (Sep 03)
Pass attempts	51	Long,Michael, vs Truman (Oct 15)
Pass completions	29	Garrett Mehl, at Colorado Mines (Aug 27)
Yards Passing	338	Reilly, at Central Washington (Sep 17)
TD Passes	3	Korrodi,Toby, vs Central Mo. St. (Sep 10)
		Reilly, at Central Washington (Sep 17)
Long Pass	81	Korrodi,Toby, vs Central Mo. St. (Sep 10)
Receptions	12	Justin Gallas, at Colorado Mines (Aug 27)
Yards Receiving	148	Justin Gallas, at Colorado Mines (Aug 27)
TD Receptions	2	Brookreson, at Central Washington (Sep 17)
Long Reception	81	Hefner,Micah, vs Central Mo. St. (Sep 10)
Field Goals	2	Sadler, at Central Washington (Sep 17)
		Frevert,Tommy, at NW Missouri State (Oct 08)
Long Field Goal	42	Sadler, at Central Washington (Sep 17)
Punts	8	Kamphoefner,M., vs Truman (Oct 15)
Punting Avg	45.7	Sadler, at Central Washington (Sep 17)
Long Punt	64	Frankel,Matt, vs Central Mo. St. (Sep 10)
Long Punt Return	50	Potucek, at Central Washington (Sep 17)
Long Kickoff Return	51	Justin Gallas, at Colorado Mines (Aug 27)
Tackles	12	Lattimer,Josh, vs Pittsburg State (Oct 01)
Sacks	2.0	Jared Heath, at Colorado Mines (Aug 27)
Tackles For Loss	3.0	Jared Heath, at Colorado Mines (Aug 27)
		Shamblin,Brett, vs Pittsburg State (Oct 01)
		Waters,Ryan, at NW Missouri State (Oct 08)
Interceptions	1	Nick Gilbreath, at Colorado Mines (Aug 27)
		Race,Greg, vs Central Mo. St. (Sep 10)
		Burch, at Central Washington (Sep 17)
		King,Klint, at Southwest Baptist (Sep 23)
		Shamblin,Brett, vs Pittsburg State (Oct 01)
		Dellasega,Nick, vs Pittsburg State (Oct 01)
		Sauber,Matt, vs Pittsburg State (Oct 01)
		Giglio,Larry, vs Truman (Oct 15)
		Mayson,Josh, vs Truman (Oct 15)

## OPPONENT TEAM GAME HIGHS

Rushes	62	at Southwest Baptist (Sep 23)
Yards Rushing	305	vs Pittsburg State (Oct 01)
Yards Per Rush	5.5	vs Pittsburg State (Oct 01)
TD Rushes	3	vs Pittsburg State (Oct 01)
Pass attempts	53	at Colorado Mines (Aug 27)
Pass completions	32	at Colorado Mines (Aug 27)
Yards Passing	338	at Central Washington (Sep 17)
Yards Per Pass	10.6	at Central Washington (Sep 17)
TD Passes	3	vs Central Mo. St. (Sep 10)
		at Central Washington (Sep 17)
Total Plays	86	vs Pittsburg State (Oct 01)
Total Offense	517	vs Pittsburg State (Oct 01)
Yards Per Play	6.2	at Central Washington (Sep 17)
Points	48	at Central Washington (Sep 17)
Sacks By	4	vs Western Washington (Sep 03)
First Downs	34	vs Pittsburg State (Oct 01)
Penalties	12	at Central Washington (Sep 17)
Penalty Yards	117	at Southwest Baptist (Sep 23)
Turnovers	5	at Colorado Mines (Aug 27)
		vs Pittsburg State (Oct 01)
Interceptions By	3	vs Pittsburg State (Oct 01)

Golden, Colo.. - The Washburn Ichabods opened the 2005 season in fine fashion as they topped No. 14 ranked Colorado Mines 28-17. In the process, the Ichabods won their fourth straight overall game since the 1988 season when they won four straight from Oct. 1 to Oct. 22.

The Ichabods jumped on the board early as sophomore quarterback Jordan Brill, making his second career start, hit Sam Sissom on a 62-yard touchdown strike. It was the first of three Sissom touchdown receptions from Brill as he would finish with seven receptions for 231 yards and lifted his career touchdown tally to 36, setting the Washburn all-time record. He also raised his career point total to 226, tying Troy Slusser for the most points in school history. Sissom's 35 regular season touchdown receptions also ties Jamaica Rector's (Northwest Missouri, 2001-04) record for most in MIAA history.

After trading possessions with the Orediggers, Brill and Sissom hooked up again for an 82-yard touchdown to put the Ichabods up 14-0. The Ichabods would increase their lead to 21-0 after Sissom caught his final TD pass capping a 7-play, 97-yard drive after the Ichabod defense held the Orediggers out of the endzone from inside the Washburn 10

Washburn	14	7	7	0	28
No. 14 Colorado Mines	0	3	7	7	17

## 1st Quarter

WU 14:33 Sissom,Sam 62 yd pass from Brill,Jordan  
Sabel,Connor kick  
WU 10:06 Sissom,Sam 82 yd pass from Brill,Jordan  
Sabel,Connor kick


WU 00:29 Sissom,Sam 6 yd pass from Brill,Jordan -  
Sabel,Connor kick

CSM 00:03 Aaron Abel 38 yd field goal

CSM 11:54 Corey Huck 6 yd pass from Garrett Mehl  
Aaron Abel kick 8-49 2:58 21 10

WU	09:00	Hearn,Trent 5 yd run
----	-------	----------------------

**4th Quarter**  
CSM 06:46  
Aaron Abel kick



yard line.

The Orediggers would rebound with a 50-yard drive right before the half converting a 38-yard field goal to cut the Ichabod lead to 21-3 at the break.

In the second half, the Orediggers jumped on the board on their first drive of the half to cut the lead to 21-10, but the Ichabods came right back with a 78-yard drive finished off by Trent Hearn's 6-yard run, which would wrap the scoring for the Ichabods.

Colorado Mines added a touchdown late, but would not get any closer.

The Ichabods racked up 144 yards on the ground with Hearn going over the 100-yard mark with 21 carries for 106 yards and Ra'Shawn Mosley had 13 carries for 68 yards. Mike Odupitan had four catches for 57 yards and Jeff Scott had a career high 60 yards receiving with three receptions.

On the defense, the Ichabods created five turnovers, including two interceptions by Fletcher Terrell. Calvin Stuckey and Erin Beck each had interceptions and Terrell Cobb had a fumble recovery.

Senior Grant Gould had 12 tackles including two sacks for the Ichabods, giving him 343 for his career, needing seven to break the current school record of 349 held by Tony Scollieri.

	WU	CSM
FIRST DOWNS	19	23
Rushing	7	7
Passing	12	15
Penalty	0	1
NET YARDS RUSHING	144	76
Rushing Attempts	42	29
Average Per Rush	3.4	2.6
Yards Gained Rushing	181	107
Yards Lost Rushing	37	31
NET YARDS PASSING	348	303
Completions-Attempts-Int	14-25-1	32-53-4
Average Per Attempt	13.9	5.7
Average Per Completion	24.9	9.5
TOTAL OFFENSE YARDS	492	379
Total offense plays	67	82
Average Gain Per Play	7.3	4.6
Fumbles: Number-Lost	1-1	3-1
Penalties: Number-Yards	7-64	0-0
PUNTS-YARDS	5-207	3-99
Average Yards Per Punt	41.4	33.0
Net Yards Per Punt	24.8	32.3
Inside 20	0	2
KICKOFFS-YARDS	5-294	4-235
Average Yards Per Kickoff	58.8	58.8
Net Yards Per Kickoff	37.2	43.0
Touchbacks	2	0
Punt returns: Number-Yards-TD	1-2-0	3-43-0
Average Per Return	2.0	14.3
Kickoff returns: Number-Yds-TD	4-63-0	3-68-0
Average Per Return	15.8	22.7
Interceptions: Number-Yds-TD	4-15-0	1-3-0
Fumble Returns: Number-Yds-TD	0-0-0	1-20-0
Possession Time	27:50	32:10
Third-Down Conversions	6 of 14	3 of 15
Fourth-Down Conversions	0 of 1	5 of 7
Red-Zone Scores-Chances	2-2	2-4
Sacks By: Number-Yards	4-18	2-23
PAT Kicks	4-4	2-2

<b>Washburn</b>	<b>28</b>
<b>No. 14 Colorado Mines</b>	<b>17</b>

*August 27, 2005 • Golden, Colo. • Brooks Field*  
Attendance: 2,143

Rushing	No	Gain	Loss	Net	TD	Lg	Avg
Mosley,Trent	21	106	0	106	1	31	5.0
Mosley,Ra'Shawn	13	74	6	68	0	23	5.2
Patterson,A.J.	1	0	1	-1	0	0	-1.0
Odupitan,Mike	1	0	3	-3	0	0	-3.0
TM-Ichabods	3	0	3	-3	0	0	-1.0
Brill,Jordan	3	1	24	-23	0	1	-7.7
<b>Totals...</b>	<b>42</b>	<b>181</b>	<b>37</b>	<b>144</b>	<b>1</b>	<b>31</b>	<b>3.4</b>

Passing	Att-Cmp-Int	Yds	TD	Long	Sack
Brill,Jordan	25-14-1	348	3	82	2
Totals...	25-14-1	348	3	82	2

Receiving	No.	Yds	TD	Long
Sissom,Sam	7	231	3	82
Odupitan,Mike	4	57	0	20
Scott,Jeff	3	60	0	38
Totals...	14	348	3	82

Punting	No.	Yds	Avg	Long	In20	TB
Massey,Curtis	5	207	41.4	48	0	2
Totals...	5	207	41.4	48	0	2

	Punts			Kickoffs			Intercepts		
	No	Yds	Lg	No	Yds	Lg	No	Yds	Lg
All Returns	0	0	0	3	49	27	0	0	0
Odupitan,Mike	0	0	0	0	0	0	1	-1	0
Beck,Erin	1	2	2	1	14	14	0	0	0
Tetuan,Jarod	0	0	0	0	0	0	1	16	16
Stuckey,Calvin	0	0	0	0	0	0	2	0	0
Terrell,Fletcher	1	2	2	4	63	27	4	15	16
Totals...									

Field Goals  
no attempts

Rushing	No	Gain	Loss	Net	TD	Lg	Avg
Garrett Mehl	16	63	26	37	0	20	2.3
Bryan Florendo	10	39	5	34	0	8	3.4
Danny Medina	3	5	0	5	0	5	1.7
<b>Totals...</b>	<b>29</b>	<b>107</b>	<b>31</b>	<b>76</b>	<b>0</b>	<b>20</b>	<b>2.6</b>

Passing	Att-Cmp-Int	Yds	TD	Long	Sack
Garrett Mehl	45-29-1	281	2	25	4
Danny Medina	8-3-3	22	0	10	0
<b>Totals...</b>	<b>53-32-4</b>	<b>303</b>	<b>2</b>	<b>25</b>	<b>4</b>

Receiving	No.	Yds	TD	Long
Justin Gallas	12	148	1	25
Bryan Florendo	10	86	0	19
Derek Dykstra	4	21	0	9
Corey Huck	3	21	1	9
Ryan Hollinshea	2	15	0	11
Michael Curl	1	12	0	12
Totals...	32	303	2	25

Punting	No.	Yds	Avg	Long	In20	TB
Danny Medina	3	99	33.0	35	2	0
Totals...	3	99	33.0	35	2	0

	Punts			Kickoffs			Intercepts		
All Returns	No	Yds	Lg	No	Yds	Lg	No	Yds	Lg
Justin Gallas	3	43	29	2	68	51	0	0	0
Michael Claffey	0	0	0	1	0	0	0	0	0
Nick Gilbreath	0	0	0	0	0	0	1	3	3
Totals...	3	43	29	3	68	51	1	3	3

Aaron Abel	2nd	00:03	38 yds	Good
------------	-----	-------	--------	------



TOPEKA -- The Washburn Ichabods improved to 2-0 with a 31-21 win over Western Washington on Saturday in Yager Stadium.

The Ichabods found themselves down early as the Vikings' All-America wide receiver Andy Olson scored on an 8-yard reverse putting Western Washington up 7-0. The Ichabods would crack the scoring column on the ensuing drive on a career-long 41-yard field goal by Connor Sabel.

Ra'Shawn Mosley put the Ichabods up for good as he capped a 58-yard drive with a 4-yard touchdown run.

The Ichabods scored again on the very next play from scrimmage as the Fletcher Terrell picked off a Jame Monrean pass and return it 23 yards for a touchdown to give the Ichabods a 17-7 lead before the end of the first quarter.

The Ichabods added another score as Brandon Walker came in at quarterback and scampered 78 yards for a touchdown to put the 'Bods up 24-7. Trent Hearn rushed 19 yards for a touchdown at the 6:17 mark of the


second quarter to put the Ichabods up 31-7, but that would be all the scoring for the Ichabods as they were shutout by the Vikings in the second half.

The Vikings' offense came alive as Monrean would hit Olson for a 35-yard touchdown strike with 4:09 left in the half and Darrius Tuggle for a 28-yard connection with 11 seconds left in the half to end the scoring for both teams.

Grant Gould became

Washburn's all-time leading tackler by collecting his 353rd of his career on the afternoon. He finished the game with 10 tackles, passing Tony Scollieri who had 349 for his career at Washburn. Terrell Cobb led the Ichabods with 11 tackles and a forced fumble.

The Ichabods racked up 425 yards in total offense behind Hearn's 94 yards rushing on 16 carries. Jordan Brill was 11 for 18 for 199 yards and Mike Odupitan had six catches for 119 yards.



#### Score by Quarters

Western Washington	7	14	0	0	21
Washburn	17	14	0	0	31

#### Scoring Summary

##### 1st Quarter

WWU	09:22	Olson, Andy	8 yd run
		Younggren, Ace	kick
WU	05:14	Sabel, Connor	41 yd field goal
WU	01:51	Mosley, Ra'Shawn	4 yd run
		Sabel, Connor	kick
WU	01:36	Terrell, Fletcher	23 yd interception return
		Sabel, Connor	kick

##### 2nd Quarter

WU	12:02	Walker, Brandon	78 yd run
		Sabel, Connor	kick
WU	06:17	Hearn, Trent	19 yd run
		Sabel, Connor	kick
WWU	04:09	Olson, Andy	35 yd pass from Monrean, James
		Younggren, Ace	kick
WWU	00:11	Tuggle, Darrius	28 yd pass from Monrean, James
		Younggren, Ace	kick

#### Team Stats

	WWU	WU
FIRST DOWNS	19	21
Rushing	8	10
Passing	9	8
Penalty	2	3
NET YARDS RUSHING	137	226
Rushing Attempts	32	42
Average Per Rush	4.3	5.4
Yards Gained Rushing	183	268
Yards Lost Rushing	46	42
NET YARDS PASSING	266	199
Completions-Attempts-Int	22-39-1	11-18-0
Average Per Attempt	6.8	11.1
Average Per Completion	12.1	18.1
TOTAL OFFENSE YARDS	403	425
Total offense plays	71	60
Average Gain Per Play	5.7	7.1
Fumbles: Number-Lost	4-2	5-3
Penalties: Number-Yards	6-60	11-93
PUNTS-YARDS	5-161	4-144
Average Yards Per Punt	32.2	36.0
50+ Yards	0	2
KICKOFFS-YARDS	4-228	6-372
Average Yards Per Kickoff	57.0	62.0
Net Yards Per Kickoff	34.5	46.7
Touchbacks	0	1
Punt returns: Number-Yards-TD	2-25-0	1-7-0
Average Per Return	12.5	7.0
Kickoff returns: Number-Yds-TD	4-72-0	4-90-0
Average Per Return	18.0	22.5
Interceptions: Number-Yds-TD	0-0-0	1-23-1
Fumble Returns: Number-Yds-TD	0-0-0	0-0-0
Miscellaneous Yards	0	0
Possession Time	30:10	29:50
Third-Down Conversions	3 of 13	3 of 10
Fourth-Down Conversions	0 of 3	1 of 1
Red-Zone Scores-Chances	1-1	2-2
Sacks By: Number-Yards	4-28	3-15
PAT Kicks	3-3	4-4

## Western Washington 21 Washburn 31

Sept. 3, 2005 • Topeka, Kan. • Yager Stadium  
Attendance: 4,765

#### Washburn

Rushing	No	Gain	Loss	Net	TD	Lg	Avg
Hearn, Trent	16	99	5	94	1	19	5.9
Walker, Brandon	3	84	3	81	1	78	27.0
Mosley, Ra'Shawn	14	70	6	64	1	13	4.6
Odupitan, Mike	1	7	0	7	0	7	7.0
Patterson, A.J.	1	2	0	2	0	2	2.0
TM-Ichabods	2	0	2	-2	0	0	-1.0
Brill, Jordan	5	6	26	-20	0	6	-4.0
Totals...	42	268	42	226	3	78	5.4

Passing	Att	Cmp	Int	Yds	TD	Long	Sack
Brill, Jordan	18	11	0	199	0	49	4
Totals...	18	11	0	199	0	49	4

Receiving	No.	Yds	TD	Long
Odupitan, Mike	6	119	0	38
Lehman, Cason	3	33	0	19
Tetuan, Jarod	2	47	0	49
Totals...	11	199	0	49

Punting	No.	Yds	Avg	Long	In20	TB
Massey, Curtis	4	144	36.0	53	1	0
Totals...	4	144	36.0	53	1	0

All Returns	No	Yds	Lg	No	Yds	Lg	No	Yds	Lg
Odupitan, Mike	0	0	0	3	64	35	0	0	0
Tetuan, Jarod	0	0	0	1	26	26	0	0	0
Sisson, Sam	1	7	7	0	0	0	0	0	0
Terrell, Fletcher	0	0	0	0	0	0	1	23	23
Totals...	1	7	7	4	90	35	1	23	23

#### Field Goals

Sabel, Connor	1st	11:16	45 yds	Missed
Sabel, Connor	1st	05:14	41 yds	Good

#### Western Washington

Rushing	No	Gain	Loss	Net	TD	Lg	Avg
Monrean, James	8	80	30	50	0	58	6.2
Carlyle, Jake	11	44	0	44	0	12	4.0
Jackson, Jordyn	5	30	0	30	0	13	6.0
Tuggle, Darrius	6	21	0	21	0	5	3.5
Olson, Andy	1	8	0	8	1	8	8.0
Team	1	0	16	-16	0	0	-16.0
Totals...	32	183	46	137	1	58	4.3

Passing	Att	Cmp	Int	Yds	TD	Long	Sack
Monrean, James	39	22	1	266	2	36	3
Totals...	39	22	1	266	2	36	3

Receiving	No.	Yds	TD	Long
Olson, Andy	6	105	1	36
Upchurch, Brett	6	76	0	20
Wilson, Matt	2	20	0	15
Carlyle, Jake	2	17	0	16
Yoney, Nick	2	12	0	6
Robinson, Chris	2	6	0	6
Tuggle, Darrius	1	28	1	28
Jackson, Jordyn	1	2	0	2
Totals...	22	266	2	36

Punting	No.	Yds	Avg	Long	In20	TB
Anderson, Corbin	5	161	32.2	39	2	1
Totals...	5	161	32.2	39	2	1

All Returns	No	Yds	Lg	No	Yds	Lg	No	Yds	Lg
Olson, Andy	1	19	19	0	0	0	0	0	0
Jackson, Jordyn	0	0	0	2	42	33	0	0	0
Dell, Casey	1	6	6	0	0	0	0	0	0
Russell, Zach	0	0	0	2	30	16	0	0	0
Totals...	2	25	19	4	72	33	0	0	0

#### Field Goals


no attempts

TOPEKA - The Washburn Ichabods improved to 3-0 after toping Central Missouri 42-27 in Yager Stadium. The win was the sixth straight overall win dating back to last season - something that no Ichabod team has done since 1964 - while in the process snapping an eight-game losing streak to the Mules.

The Ichabods jumped on the board first as Jordan Brill hooked up with Mike Odupitan on a 45-yard pass reception capping a six-play, 95-yard drive. The Mules would score their only two points in the first half on a safety late in the first quarter.

The Ichabods rounded out the scoring in the first half with a 7-yard touchdown pass to Jarod Tetuan. It was a busy day for Tetuan as he played both offense and defense for the Ichabods as well as special teams. He had one rush, one carry, one punt return and six tackles in the game.

In the second half, the Mules jumped on the board first as Spencer Webb hit a 32-yard field goal. The teams traded scores as the Cason Lehman caught a 19-yard touchdown pass from Brill - the second of his third TD passes on the day. After a CMSU score to cut the lead



to 21-13, Fletcher Terrell set a Washburn record and became the 13th person in MIAA history to return a kickoff for 100 yards to push the lead back to 15.

The Ichabods would add another score on a Ra'Shawn Mosley 25-yard touchdown run. The Mules would score to cut the lead to 35-19.

Washburn running back Trent Hearn would close out the Ichabod scoring with a 39-yard run to push the lead back to 42-19. The Mules added the final score on a touchdown pass rounding out the scoring at

42-27.

The Ichabod defense held the Mules to 87 yards of total offense in the first half. Grant Gould led the Ichabods with nine tackles including one sack. Aaron Neal had nine tackles. Nick Bull had the Ichabods only interception of the game and he returned in 12 yards to set up a Washburn touchdown.

Trent Hearn led the Washburn rushing attack with 90 yards and one touchdown. Ra'Shawn Mosley had 78 yards and the team overall had 178 yards.

Mike Odupitan had five catches for 111 yards and one touchdown.

#### Score by Quarters

Central Mo. St.	2	0	11	14	27
Washburn	7	7	14	14	42

#### Scoring Summary

##### 1st Quarter

WU	07:15	Odupitan, Mike	45 yd pass from Brill, Jordan
		Sabel, Connor	kick
CMSU	00:25	TEAM	safety

##### 2nd Quarter

WU	12:14	Tetuan, Jarod	7 yd pass from Brill, Jordan
		Sabel, Connor	kick

##### 3rd Quarter

CMSU	08:21	Webb, Spencer	32 yd field goal
WU	02:22	Lehman, Cason	19 yd pass from Brill, Jordan
		Sabel, Connor	kick
CMSU	01:23	Hefner, Micah	81 yd pass from Korrodi, Toby
		Walker, Delanie	pass
WU	01:10	Terrell, Fletche	100 yd kickoff return
		Sabel, Connor	kick

##### 4th Quarter

WU	08:51	Mosley, Ra'Shawn	25 yd run
		Sabel, Connor	kick
CMSU	04:44	Caldwell, Will	10 yd pass from Korrodi, Toby
		Korrodi, Toby	pass failed
WU	04:00	Hearn, Trent	39 yd run
		Sabel, Connor	kick
CMSU	02:08	Walker, Delanie	15 yd pass from Korrodi, Toby
		Hefner, Micah	pass

#### Team Stats

	CMSU	WU
FIRST DOWNS	17	22
Rushing	4	8
Passing	9	11
Penalty	4	3
NET YARDS RUSHING	68	178
Rushing Attempts	33	43
Average Per Rush	2.1	4.1
Yards Gained Rushing	115	232
Yards Lost Rushing	47	54
NET YARDS PASSING	247	182
Completions-Attempts-Int	22-38-1	13-21-1
Average Per Attempt	6.5	8.7
Average Per Completion	11.2	14.0
TOTAL OFFENSE YARDS	315	360
Total offense plays	71	64
Average Gain Per Play	4.4	5.6
Fumbles: Number-Lost	1-0	2-1
Penalties: Number-Yards	9-66	8-97
PUNTS-YARDS	7-296	3-66
Average Yards Per Punt	42.3	22.0
Net Yards Per Punt	31.4	15.3
KICKOFFS-YARDS	3-195	8-459
Average Yards Per Kickoff	65.0	57.4
Touchbacks	1	4
Punt returns: Number-Yards-TD	0-0-0	1-16-0
Average Per Return	0.0	16.0
Kickoff returns: Number-Yards-TD	4-48-0	3-145-1
Average Per Return	12.0	48.3
Interceptions: Number-Yards-TD	1-0-0	1-12-0
Fumble Returns: Number-Yards-TD	0-0-0	0-0-0
Miscellaneous Yards	0	0
Possession Time	31:01	28:59
Third-Down Conversions	7 of 18	5 of 11
Fourth-Down Conversions	1 of 2	1 of 3
Red-Zone Scores-Chances	3-3	2-2
Sacks By: Number-Yards	1-11	2-12
PAT Kicks	0-0	6-6
Field Goals	1-1	0-0

## Central Missouri 27 Washburn 42

Sept. 10, 2005 • Topeka, Kan. • Yager Stadium  
Attendance: 5,840

Washburn									
Rushing	No	Gain	Loss	Net	TD	Lg	Avg		
Hearn, Trent	13	91	1	90	1	39	6.9		
Mosley, Ra'Shawn	12	81	3	78	1	25	6.5		
Walker, Brandon	8	39	1	38	0	11	4.8		
McCann, Chris	2	10	0	10	0	10	5.0		
Tetuan, Jarod	1	4	0	4	0	4	4.0		
Patterson, A.J.	1	3	0	3	0	3	3.0		
Brill, Jordan	3	4	11	-7	0	3	-2.3		
TM-Ichabods	3	0	38	-38	0	0	-12.7		
Totals...	43	232	54	178	2	39	4.1		
Passing	Att	Cmp	Int	Yds	TD	Long	Sack		
Brill, Jordan	21	13	1	182	3	45	1		
Totals...	21	13	1	182	3	45	1		
Receiving	No.	Yds	TD	Long					
Odupitan, Mike	5	111	1	45					
Lehman, Cason	4	49	1	19					
Mosley, Ra'Shawn	2	6	0	5					
Lebahn, Jake	1	9	0	9					
Tetuan, Jarod	1	7	1	7					
Totals...	13	182	3	45					
Punting	No.	Yds	Avg	Long	In20	TB			
Boswell, Ben	1	21	21.0	21	0	0			
Massey, Curtis	2	45	22.5	33	0	1			
Totals...	3	66	22.0	33	0	1			
Punts	No	Yds	Lg	No	Yds	Lg	No	Yds	Lg
All Returns	0	0	0	1	5	5	0	0	0
Lehman, Cason	0	0	0	1	5	5	0	0	0
Tetuan, Jarod	1	16	16	0	0	0	0	0	0
Bull, Nick	0	0	0	0	0	0	1	12	12
Terrell, Fletcher	0	0	0	2	140	100	0	0	0
Totals...	1	16	16	3	145	100	1	12	12

Field Goals  
no attempts

Central Missouri									
Rushing	No	Gain	Loss	Net	TD	Lg	Avg		
Caldwell, Will	21	79	7	72	0	16	3.4		
Spiegel, Mike	5	28	0	28	0	16	5.6		
Walker, Delanie	1	2	0	2	0	2	2.0		
Bouknight, Jim	2	6	5	1	0	6	0.5		
TEAM	1	0	17	-17	0	0	-17.0		
Korrodi, Toby	3	0	18	-18	0	0	-6.0		
Totals...	33	115	47	68	0	16	2.1		
Passing	Att	Cmp	Int	Yds	TD	Long	Sack		
Korrodi, Toby	25	17	0	215	3	81	2		
Spiegel, Mike	13	5	1	32	0	10	0		
Totals...	38	22	1	247	3	81	2		
Receiving	No.	Yds	TD	Long					
Caldwell, Will	7	54	1	10					
Walker, Delanie	4	38	1	15					
Jacobsen, Matt	3	30	0	15					
Bouknight, Jim	2	15	0	13					
Zwilling, Zach	2	13	0	7					
Maxwell, Ted	2	12	0	7					
Hefner, Micah	1	81	1	81					
McCartney, Jason	1	4	0	4					
Totals...	22	247	3	81					
Punting	No.	Yds	Avg	Long	In20	TB			
Frankel, Matt	7	296	42.3	64	2	3			
Totals...	7	296	42.3	64	2	3			
Punts	No	Yds	Lg	No	Yds	Lg	No	Yds	Lg
All Returns	0	0	0	1	29	29	0	0	0
Walker, Delanie	0	0	0	1	18	18	0	0	0
Bouknight, Jim	0	0	0	0	0	0	1	0	0
Race, Greg	0	0	0	0	0	0	1	0	0
Patton, Dustin	0	0	0	1	1	0	0	0	0
Harris, Robert	0	0	0	1	0	0	0	0	0
Totals...	0	0	0	4	48	29	1	0	0

Field Goals

Webb, Spencer 3rd 08:21 32 yds Good






BOLIVAR, Mo. - The Washburn Ichabods scored 42 unanswered points in a 56-21 comeback win over Southwest Baptist at Plaster Stadium Saturday. Washburn trailed 21-14 late in the first half before dominating the second half en route to victory. With the win, Washburn improved to 4-1 and 2-0 in the MIAA.

Washburn suffered an early turnover to lead to an SBU touchdown just over a minute into the game on Rony Santil's touchdown reception.

Grant Gould turned the tables on the Bearcats by running in a interception return 26 yards for a touchdown minutes later.

The two squads traded scores the rest of the half, including a 7-yard scoring grab by Cason Lehman and a 12-yard grab by Mike Odupitan with 26 seconds left in the half on passes by Jordan Brill. The squads were deadlocked at 21 at the break before Washburn erupted.

The Ichabods owned the second half and went up for good on Jake Lebahn's 47-yard touchdown reception from Brill at 11:13 left in the third quarter. Lebahn added another touchdown on a blocked punt return at 9:01 in the



quarter.

Trent Hearn capped the scoring in the third on a 25-yard touchdown run before Ra'Shawn

Mosley added a 15 yard score and Rashawn Bland added a 1-yard run in the fourth quarter to give Washburn a 35-0 margin in the second half.

Mosley led Washburn with 72 yards rushing, while A.J. Patterson and Hearn added 70 and 63 yards respectively. Patterson had a 53 yard run late in the game for

WU's longest play of the day. Brill finished with 187 yards and three touchdowns on 10 of 17 passing.

Gould finished with 12 tackles, including three for loss to go along with his interception return for a score. Henry Talley was the other Ichabod in double figures with 10 tackles. Josh Looney and Fletcher Terrell added interceptions in the win.

#### Score by Quarters

Washburn	7	14	21	14	56
Southwest Baptist	7	14	0	0	21

#### Scoring Summary

##### 1st Quarter

SBU	13:59	Santil, Rony	8 yd pass from Clardy, Robert
		Smith, Ryan	kick
WU	09:37	Gould, Grant	26 yd interception return
		Sabel, Connor	kick

##### 2nd Quarter

SBU	12:47	Clardy, Robert	7 yd run
		Smith, Ryan	kick
WU	04:18	Lehman, Cason	7 yd pass from Brill, Jordan
		Sabel, Connor	kick
SBU	02:00	Clardy, Robert	1 yd run
		Smith, Ryan	kick
WU	00:26	Odupitan, Mike	12 yd pass from Brill, Jordan
		Sabel, Connor	kick

##### 3rd Quarter

WU	11:13	Lebahn, Jake	47 yd pass from Brill, Jordan
		Sabel, Connor	kick
WU	09:01	Lebahn, Jake	15 yd blocked punt return
		Sabel, Connor	kick
WU	04:46	Hearn, Trent	25 yd run
		Sabel, Connor	kick

##### 4th Quarter

WU	14:03	Mosley, Ra'Shawn	15 yd run
		Sabel, Connor	kick
WU	05:30	Bland, Rawshawn	1 yd run
		Sabel, Connor	kick

#### Team Stats

	WU	SBU
FIRST DOWNS	22	20
Rushing	11	15
Passing	7	3
Penalty	4	2
NET YARDS RUSHING	247	248
Rushing Attempts	39	62
Average Per Rush	6.3	4.0
Yards Gained Rushing	268	290
NET YARDS PASSING	196	92
Completions-Attempts-Int	11-19-1	13-18-3
Average Per Attempt	10.3	5.1
TOTAL OFFENSE YARDS	443	340
Total offense plays	58	80
Average Gain Per Play	7.6	4.2
Fumbles: Number-Lost	0-0	1-0
Penalties: Number-Yards	11-88	8-117
PUNTS-YARDS	4-169	4-106
Average Yards Per Punt	42.2	26.5
Net Yards Per Punt	30.5	15.0
KICKOFFS-YARDS	9-436	4-260
Average Yards Per Kickoff	48.4	65.0
Punt returns: Number-Yards-TD	3-46-1	3-47-0
Average Per Return	15.3	15.7
Kickoff returns: Number-Yards-TD	3-58-0	9-137-0
Average Per Return	19.3	15.2
Interceptions: Number-Yds-TD	3-38-1	1-22-0
Fumble Returns: Number-Yds-TD	0-0-0	0-0-0
Miscellaneous Yards	0	0
Possession Time	24:01	35:59
Third-Down Conversions	1 of 7	6 of 15
Fourth-Down Conversions	0 of 0	1 of 4
Red-Zone Scores-Chances	4-4	3-3
Sacks By: Number-Yards	2-24	2-17
PAT Kicks	8-8	3-3
Field Goals	0-1	0-0

## Washburn Southwest Baptist

56  
21

Sept. 24, 2005 • Bolivar, Mo.  
Plaster Stadium • Attendance: 1,938

#### Washburn

Rushing	No	Gain	Loss	Net	TD	Lg	Avg
Mosley, Ra'Shawn	10	72	0	72	1	15	7.2
Patterson, A.J.	6	70	0	70	0	53	11.7
Hearn, Trent	10	66	3	63	1	25	6.3
Walker, Brandon	8	51	18	33	0	16	4.1
Brill, Jordan	2	4	0	4	0	4	2.0
Mangino, Tommy	1	2	0	2	0	2	2.0
Odupitan, Mike	1	2	0	2	0	2	2.0
Bland, Rawshawn	1	1	0	1	1	1	1.0
Totals...	39	268	21	247	3	53	6.3

Passing	Att-Cmp-Int	Yds	TD	Long	Sack
Brill, Jordan	17-10-1	187	3	47	0
Mangino, Tommy	2-1-0	9	0	9	0
Walker, Brandon	0-0-0	0	0	0	2
Totals...	19-11-1	196	3	47	2

Receiving	No.	Yds	TD	Long
Lehman, Cason	4	47	1	16
Odupitan, Mike	3	74	1	35
Lebahn, Jake	2	56	1	47
Bland, Rawshawn	1	12	0	12
Walker, Brandon	1	7	0	7
Totals...	11	196	3	47

Punting	No.	Yds	Avg	Long	In20	TB
Massey, Curtis	4	169	42.2	52	2	0
Totals...	4	169	42.2	52	2	0

All Returns	No	Yds	Lg	No	Yds	Lg	No	Yds	Lg
Odupitan, Mike	0	0	0	1	29	29	0	0	0
Lebahn, Jake	0	15	15	0	0	0	0	0	0
Tetuan, Jarod	0	0	0	2	29	17	0	0	0
Gould, Grant	0	0	0	0	0	0	1	26	26
Looney, Josh	0	0	0	0	0	0	1	4	4
Terrell, Fletcher	0	0	0	0	0	0	1	8	8
Brown, Chris	1	10	0	0	0	0	0	0	0
Mosley, Ra'Shawn	2	21	15	0	0	0	0	0	0
Totals...	3	46	15	3	58	29	3	38	26

#### Field Goals

Sabel, Connor	1st	03:57	43 yds	Missed
---------------	-----	-------	--------	--------

#### Southwest Baptist

Rushing	No	Gain	Loss	Net	TD	Lg	Avg
Nicholson, Moine	21	103	4	99	0	21	4.7
Valenzuela, Hect	15	63	1	62	0	11	4.1
Clardy, Robert	18	84	30	54	2	27	3.0
Randle, Matthew	2	24	0	24	0	19	12.0
Jefferies, Mauri	3	8	2	6	0	5	2.0
Windham, LaMarcu	1	5	0	5	0	5	5.0
Smart, Nick	2	3	5	-2	0	3	-1.0
Totals...	62	290	42	248	2	27	4.0

Passing	Att-Cmp-Int	Yds	TD	Long	Sack
Clardy, Robert	18-13-3	92	1	16	2
Totals...	18-13-3	92	1	16	2

Receiving	No.	Yds	TD	Long
Windham, LaMarcu	5	35	0	16
Santil, Rony	4	31	1	12
Smart, Nick	2	16	0	9
Nicholson, Moine	2	10	0	6
Totals...	13	92	1	16

Punting	No.	Yds	Avg	Long	In20	TB
Bowers, Tim	3	106	35.3	50	0	0
TEAM	1	0	0.0	0	0	0
Totals...	4	106	26.5	50	0	0

All Returns	No	Yds	Lg	No	Yds	Lg	No	Yds	Lg
Windham, LaMarcu	1	36	36	0	0	0	0	0	0
Maiwelmal, Joey	0	0	0	1	4	4	0	0	0
Dunn, Nathan	0	0	0	1	11	11	0	0	0
Parrish, Darcy	0	0	0	1	3	3	0	0	0
Grant, Frank	0	0	0	3	47	28	0	0	0
King, Clint	0	0	0	0	0	0	1	22	22
Rogers, David	0	0	0	1	7	7	0	0	0
Jefferies, Mauri	2	11	10	2	65	36	0	0	0
Totals...	3	47	36	9	137	36	1	22	22

#### Field Goals

none


TOPEKA - The Washburn Ichabods snapped a 25-game losing streak while topping the No. 4 ranked Pittsburg State Gorillas in a 35-34 overtime win. With the win, the Ichabods improved to 5-1 and 3-0 in the MIAA and the Gorillas dropped to 4-2, 3-1 in conference play. The win was the first for the Ichabods over the Gorillas since Oct. 4, 1980 in Topeka in a 38-36 win.

The Ichabods won the opening toss and jumped on the board with an eight-play, 80-yard drive as Trent Hearn would score on a 3-yard touchdown run. It would be the first of three touchdown rushes for Hearn as he would finish the day with 162 yards on 30 carries. He rushed for all 25 yards on the Ichabods' overtime drive.

After the Ichabods took the early lead, Washburn would add another touchdown as Jordan Brill hooked up with Jake Lebahn on a 24-yard strike capping an eight-play, 95-yard drive. The Ichabods would add another as Hearn had a 22-yard scamper after PSU's Andy Majors was picked off by Calvin Stuckey at the Washburn 12 and he returned it 55 yards to the Pitt State 33.

On the next Pitt State drive, they would score on a Germaine Race 26-yard run. On the ensuing kickoff, Fletcher Terrell ran back his second kickoff of the season as he returned the kickoff 83 yards for a score to push the Ichabod lead back to 28-7 heading into the break.

In the second half, the Gorillas took the first drive of the third quarter and marched 65 yards in five plays to cut the Ichabod lead to 28-14. On the ensuing kickoff, the Ichabods would fumble and the Gorillas would take possession back at the Washburn 16. However, four plays into the drive, the



Ichabods' Mike Gonzalez would force a fumble at the Washburn 6 and recover the ball at the Washburn 13 to end the Gorillas' scoring threat.

The Gorillas would score on a 12-play, 93 yard drive cutting the lead to 28-21. After trading possessions and a missed field goal by the Ichabods, the Gorillas would drive 80 yards to tie the score at 28 with 32 seconds remaining.

The Ichabods won the overtime toss and elected to be on defense first. The Gorillas scored in three plays as Race rushed for two yards, however the extra point attempt by Nathan Alleman missed, sailing to the right.

The Ichabods took over at the Pitt State 25. Hearn rushed three straight times for the

Ichabods on carries of 6, 12, and 7 yards for the touchdown. After a Gorilla time out, Connor Sabel's extra point was perfect through the uprights giving the Ichabods its highest win over a nationally ranked opponent since joining the NCAA ranks, improving them to 4-31 since joining Division II.

Hearn averaged 5.4 yards per carry while racking up the 162 yards, his most since rushing for 175 against Missouri-Rolla as a freshman. Ra'Shawn Mosley had 36 yards on the ground as the Ichabods rushed for 217 as a team.

Brill passed for 205 yards with 70 receiving yards going to Cason Lehman and Mike Odupitan.

Mike Gonzalez had a career-high 18 tackles to lead the Ichabod defense. He capped the day with two forced fumbles and two fumble recoveries. Jarod Tetuan had 12 tackles with a forced fumble and Aaron Neal and Grant Gould each had 10 tackles.

## Score by Quarters

Pittsburg State	0	7	7	14	6	34
Washburn	14	14	0	0	7	35

## Scoring Summary

### 1st Quarter

WU	12:01	Hearn, Trent	3 yd run
		Sabel, Connor	kick
WU	07:20	Lebahn, Jake	24 yd pass from Brill, Jordan
		Sabel, Connor	kick

### 2nd Quarter

WU	12:25	Hearn, Trent	22 yd run
		Sabel, Connor	kick
PSU	08:36	Race, Germaine	26 yd run
		Alleman, Nathan	kick
WU	08:23	Terrell, Fletcher	83 yd kickoff return
		Sabel, Connor	kick

### 3rd Quarter

PSU	12:54	Twito, Brandon	7 yd pass from Majors, Andy
		Alleman, Nathan	kick

### 4th Quarter

PSU	14:16	Race, Germaine	9 yd run
		Alleman, Nathan	kick
PSU	00:32	Pray, Bryan	16 yd pass from Majors, Andy
		Alleman, Nathan	kick
	10-80	3:17	28

### Overtime

PSU	15:00	Race, Germaine	2 yd run
		Alleman, Nathan	kick failed
WU	15:00	Hearn, Trent	7 yd run
		Sabel, Connor	kick

## Team Stats

	PSU	WU
<b>FIRST DOWNS</b>	34	22
Rushing	18	10
Passing	14	10
Penalty	2	2
<b>NET YARDS RUSHING</b>	305	217
Rushing Attempts	55	44
Average Per Rush	5.5	4.9
Yards Gained Rushing	324	233
Yards Lost Rushing	19	16
<b>NET YARDS PASSING</b>	212	219
Completions-Attempts-Int	16-31-2	15-24-3
Average Per Completion	13.2	14.6
<b>TOTAL OFFENSE YARDS</b>	517	436
Total offense plays	86	68
Average Gain Per Play	6.0	6.4
Fumbles: Number-Lost	3-3	4-3
Penalties: Number-Yards	7-44	6-45
<b>PUNTS-YARDS</b>	4-172	3-82
Average Yards Per Punt	43.0	27.3
Net Yards Per Punt	36.5	25.0
<b>KICKOFFS-YARDS</b>	5-275	5-280
Average Yards Per Kickoff	55.0	56.0
Punt returns: Number-Yards-TD	2-7-0	3-26-0
Average Per Return	3.5	8.7
Kickoff returns: Number-Yds-TD	3-60-0	4-119-1
Average Per Return	20.0	29.8
Interceptions: Number-Yds-TD	3-20-0	2-55-0
Fumble Returns: Number-Yds-TD	0-0-0	0-0-0
Miscellaneous Yards	0	0
Possession Time	28:59	31:01
Third-Down Conversions	9 of 16	6 of 12
Fourth-Down Conversions	2 of 2	0 of 0
Red-Zone Scores-Chances	3-6	1-3
Sacks By: Number-Yards	2-11	1-3
PAT Kicks	4-5	5-5
Field Goals	0-1	0-1

## No. 4 Pittsburg State 34 Washburn 35

Oct. 1, 2005 • Topeka, Kan.  
Yager Stadium • Attendance: 6,498

Washburn									
<b>Rushing</b>	No	Gain	Loss	Net	TD	Lg	Avg		
Hearn, Trent	30	166	4	162	3	39	5.4		
Mosley, Ra'Shawn	6	36	0	36	0	11	6.0		
Walker, Brandon	3	17	0	17	0	8	5.7		
Odupitan, Mike	1	9	0	9	0	9	9.0		
TM-Ichabods	1	0	1	-1	0	0	-1.0		
Brill, Jordan	3	5	11	-6	0	5	-2.0		
<b>Totals...</b>	<b>44</b>	<b>233</b>	<b>16</b>	<b>217</b>	<b>3</b>	<b>39</b>	<b>4.9</b>		
<b>Passing</b>	Att	Cmp	Int	Yds	TD	Long	Sack		
Brill, Jordan	23	14	3	205	1	36	2		
Walker, Brandon	1	1	0	14	0	14	0		
<b>Totals...</b>	<b>24</b>	<b>15</b>	<b>3</b>	<b>219</b>	<b>1</b>	<b>36</b>	<b>2</b>		
<b>Receiving</b>	No.	Yds	TD	Long					
Lehman, Cason	5	70	0	22					
Odupitan, Mike	4	70	0	36					
Lebahn, Jake	2	51	1	27					
Gardiner, Aaron	1	12	0	12					
Hearn, Trent	1	10	0	10					
Scott, Jeff	1	9	0	9					
Mosley, Ra'Shawn	1	-3	0	0					
<b>Totals...</b>	<b>15</b>	<b>219</b>	<b>1</b>	<b>36</b>					
<b>Punting</b>	No.	Yds	Avg	Long	In20	TB			
Massey, Curtis	2	82	41.0	44	2	0			
TM-Ichabods	1	0	0.0	0	0	0			
<b>Totals...</b>	<b>3</b>	<b>82</b>	<b>27.3</b>	<b>44</b>	<b>2</b>	<b>0</b>			
<b>Punts</b>	No	Yds	Lg	No	Yds	Lg	No	Yds	Lg
Odupitan, Mike	0	0	0	3	36	15	0	0	0
Mosley, Ra'Shawn	1	-2	0	0	0	0	0	0	0
Stuckey, Calvin	0	0	0	0	0	0	1	55	55
Bull, Nick	0	0	0	0	0	0	1	0	0
Terrell, Fletcher	0	0	0	1	83	83	0	0	0
Tetuan, Jarod	2	28	20	0	0	0	0	0	0
<b>Totals...</b>	<b>3</b>	<b>26</b>	<b>20</b>	<b>4</b>	<b>119</b>	<b>83</b>	<b>2</b>	<b>55</b>	<b>55</b>
<b>Field Goals</b>									
Sabel, Connor	4th	03:49	27 yds				Missed		

Pittsburg State									
<b>Rushing</b>	No	Gain	Loss	Net	TD	Lg	Avg		
Race, Germaine	27	158	8	150	3	26	5.6		
Majors, Andy	19	135	8	127	0	37	6.7		
Taylor, Joe	7	18	0	18	0	8	2.6		
Pray, Bryan	1	13	0	13	0	13	13.0		
TEAM	1	0	3	-3	0	0	-3.0		
<b>Totals...</b>	<b>55</b>	<b>324</b>	<b>19</b>	<b>305</b>	<b>3</b>	<b>37</b>	<b>5.5</b>		
<b>Passing</b>	Att	Cmp	Int	Yds	TD	Long	Sack		
Majors, Andy	30	16	2	212	2	19	1		
TEAM	1	0	0	0	0	0	0		
<b>Totals...</b>	<b>31</b>	<b>16</b>	<b>2</b>	<b>212</b>	<b>2</b>	<b>19</b>	<b>1</b>		
<b>Receiving</b>	No.	Yds	TD	Long					
Curran, Pierce	6	86	0	18					
Clawson, Eric	4	53	0	15					
Pray, Bryan	3	40	1	19					
Twito, Brandon	2	22	1	15					
Taylor, Joe	1	11	0	11					
<b>Totals...</b>	<b>16</b>	<b>212</b>	<b>2</b>	<b>19</b>					
<b>Punting</b>	No.	Yds	Avg	Long	In20	TB			
Stephenson, Grant	3	127	42.3	54	1	0			
Majors, Andy	1	45	45.0	45	1	0			
<b>Totals...</b>	<b>4</b>	<b>172</b>	<b>43.0</b>	<b>54</b>	<b>2</b>	<b>0</b>			
<b>Punts</b>	No	Yds	Lg	No	Yds	Lg	No	Yds	Lg
Pray, Bryan	1	1	1	2	48	33	0	0	0
Dellasega, Nick	0	0	0	0	0	0	1	11	11
Sauber, Matt	0	0	0	0	0	0	1	9	9
Cartwright, Austin	1	6	0	0	0	0	0	0	0
Northern, Jason	0	0	0	1	12	12	0	0	0
Shamblin, Brett	0	0	0	0	0	0	1	0	0
<b>Totals...</b>	<b>2</b>	<b>7</b>	<b>1</b>	<b>3</b>	<b>60</b>	<b>33</b>	<b>3</b>	<b>20</b>	<b>11</b>
<b>Field Goals</b>									
Alleman, Nathan	2nd	00:14	32 yds				Missed		



MARYVILLE, Mo. - The Washburn Ichabods' Connor Sabel connected on 23-yard field goal with :04 seconds remaining as Washburn knocked off its second top-five team in a week with a 31-28 win over No. 5 Northwest Missouri. The win lifted the Ichabods to 6-1 overall and alone into first place in the MIAA with a perfect 4-0 record.

Northwest Missouri scored first with a 19-yard field goal after a massive defensive stand to start the game by the Ichabods. After a mis-handled snap on a punt, the Bearcats recovered the football at the Ichabod 8 yard line. But the Ichabods defense held and forced the Bearcat field goal. It was the first time the Bearcats scored first in a game this season and did not win.


After the teams traded drives, the Ichabods forced a punt by the Bearcats, but Fletcher Terrell would pick up the first of his two blocked punts on the afternoon and the Ichabods recovered the ball at the Northwest 12 yard line. Two plays later, Trent Hearn scored on a 7-yard run. Hearn would go on to score three rushing touchdowns on the afternoon.

On the Bearcats' next drive, Northwest would drive down to the Ichabod two yard line, but Washburn's Cody Huenefeld would pick off a tipped ball for the interception ending the scoring chance for the Bearcats.

The Ichabods converted the turnover into seven points and they would go on a 17-play, 94-yard drive covering 8:58 on the clock to push themselves to a 14-3 lead. The Bearcats added a field goal with under two minutes on the clock and the Ichabods took a 14-6 lead into the break.

After trading drives, the Bearcats opened the scoring in the second half cutting the Washburn lead to 14-13. Northwest added another touchdown with 44 seconds remaining in the half to lead 21-14 heading into the fourth quarter.

On the Ichabods opening drive of the fourth quarter, Jordan Brill hooked up with Mike Odupitan for a 17-yard touchdown



pass and tie the score with the extra point knotting the scoreboard at 21.

After Terrell blocked his second punt of the afternoon, the Ichabods covered 37-yards in five plays as Hearn scored from 3 yards out to push Washburn in front 28-21 with 6:23 to play in the game.

The Ichabods and the Bearcats traded punts and the Bearcats Xavier Omon rushed 11-yard to tie the score with the extra point, the Bearcats again tied the score at 28 with 1:31 to go in the game setting up the Ichabods winning drive.

After taking possession at their own 20 with 1:31 left, Brill hit Hearn for an 11-yard gain. After an incomplete pass, Brill fired and hit Odupitan for a 26-yard pick up to the Northwest 43. After a false start and a Hearn gain of 3 yards, Brill hit Aaron Gardiner for 3 more yards then hit

Gardiner again after a time out for 24 yards to put the ball on the Northwest 18. After a delay of game penalty, and no time outs, Brill hit a diving Cason Lehman for 18 more yards putting the ball at the Bearcat 6 yard line. After the Ichabods down the ball to stop the clock, Northwest called a timeout before Sabel's game-winning kick through the uprights with :04 seconds left.

On the Ichabod kickoff, the Bearcats downed the ball and their last second pass was knocked down, ending the game and the 10-game losing streak to the Bearcats for the Ichabods.

Hearn finished the day with 107 yards on 33 carries with three touchdowns. Brill was 21 of 31 for 261 yards and the one touchdown pass to Odupitan, who had six catches for 105 yards.

On defense, the Ichabods were led by Mike Gonzalez, who recorded nine tackles, including seven solo stops and two tackles for loss. Jarod Tetuan, starting at free safety for the second straight week and Grant Gould each had eight tackles.

The Ichabods also had interceptions by Huenefeld and Aaron Neal.

#### Score by Quarters

Washburn	7	7	0	17	31
Northwest Missouri	3	3	15	7	28

#### Scoring Summary

##### 1st Quarter

NWMSU	11:07	Frevert, Tommy	19 yd field goal
WU	03:28	Hearn, Trent	7 yd run
		Sabel, Connor	kick

##### 2nd Quarter

WU	05:06	Hearn, Trent	3 yd run
		Sabel, Connor	kick
NWMSU	01:56	Frevert, Tommy	33 yd field goal

##### 3rd Quarter

NWMSU	07:28	Falkner, E.J.	18 yd pass from Lamberson, Josh
		Frevert, Tommy	kick
NWMSU	00:44	Wright, Kendall	48 yd pass from Lamberson, Josh
		Omon, Xavier	pass

##### 4th Quarter

WU	11:46	Odupitan, Mike	17 yd pass from Brill, Jordan
		Sabel, Connor	kick
WU	06:23	Hearn, Trent	3 yd run
		Sabel, Connor	kick
NWMSU	01:31	Omon, Xavier	11 yd run
		Frevert, Tommy	kick
WU	00:04	Sabel, Connor	23 yd field goal

#### Team Stats

	WU	NWMSU
FIRST DOWNS	20	19
Rushing	6	11
Passing	12	8
Penalty	2	0
NET YARDS RUSHING	78	105
Rushing Attempts	39	34
Average Per Rush	2.0	3.1
Yards Gained Rushing	119	161
NET YARDS PASSING	261	235
Completions-Attempts-Int	21-33-0	21-28-2
Average Per Attempt	7.9	8.4
Average Per Completion	12.4	11.2
TOTAL OFFENSE YARDS	339	340
Total offense plays	72	62
Average Gain Per Play	4.7	5.5
Fumbles: Number-Lost	3-1	0-0
Penalties: Number-Yards	6-45	8-80
PUNTS-YARDS	4-107	4-68
Average Yards Per Punt	26.8	17.0
Net Yards Per Punt	26.8	12.0
KICKOFFS-YARDS	6-338	6-353
Average Yards Per Kickoff	56.3	58.8
Net Yards Per Kickoff	35.3	43.7
Punt returns: Number-Yards-TD	3-20-0	0-0-0
Average Per Return	6.7	0.0
Kickoff returns: Number-Yds-TD	5-71-0	5-126-0
Average Per Return	14.2	25.2
Interceptions: Number-Yds-TD	2-4-0	0-0-0
Fumble Returns: Number-Yds-TD	0-0-0	0-0-0
Miscellaneous Yards	0	0
Possession Time	31:04	28:56
Third-Down Conversions	4 of 14	5 of 11
Fourth-Down Conversions	2 of 4	0 of 0
Red-Zone Scores-Chances	5-5	4-5
Sacks By: Number-Yards	5-48	2-15
PAT Kicks	4-4	2-2
Field Goals	1-1	2-2

## No. 25 Washburn 31 No. 5 Northwest Missouri 28

Oct. 8, 2005 • Maryville, Mo.

Bearcat Stadium • Attendance: 5,494

#### Washburn

Rushing	No	Gain	Loss	Net	TD	Lg	Avg
Hearn, Trent	33	111	4	107	3	9	3.2
Walker, Brandon	3	8	9	-1	0	5	-0.3
Brill, Jordan	2	0	11	-11	0	0	-5.5
TM-Ichabods	1	0	17	-17	0	0	-17.0
Totals...	39	119	41	78	3	9	2.0

Passing	Att	Cmp	Int	Yds	TD	Long	Sack
Brill, Jordan	31	21	0	261	1	31	1
TM-Ichabods	2	0	0	0	0	0	0
Walker, Brandon	0	0	0	0	0	0	1
Totals...	33	21	0	261	1	31	2

Receiving	No.	Yds	TD	Long
Odupitan, Mike	6	105	1	31
Lebahn, Jake	4	32	0	14
Gardiner, Aaron	3	33	0	24
Lehman, Cason	3	23	0	18
Scott, Jeff	2	37	0	26
Bland, Rawshaw	1	17	0	17
Hearn, Trent	1	11	0	11
McCann, Chris	1	3	0	3
Totals...	21	261	1	31

Punting	No.	Yds	Avg	Long	In20	TB
Massey, Curtis	4	107	26.8	33	1	0
Totals...	4	107	26.8	33	1	0

All Returns	No	Yds	Lg	No	Yds	Lg	No	Yds	Lg
Gardiner, Aaron	0	0	0	1	21	21	0	0	0
Neal, Aaron	0	0	0	0	0	0	1	2	2
Tetuan, Jarod	1	6	6	1	18	18	0	0	0
Huenefeld, Cody	0	0	0	0	0	0	1	2	2
Terrell, Fletcher	2	14	0	3	32	17	0	0	0
Totals...	3	20	6	5	71	21	2	4	2

#### Field Goals

Sabel, Connor	4th	00:04	23 yds	Good
---------------	-----	-------	--------	------

#### Northwest Missouri

Rushing	No	Gain	Loss	Net	TD	Lg	Avg
Omon, Xavier	20	114	6	108	1	15	5.4
Herring, Mitch	1	5	0	5	0	5	5.0
TEAM	1	0	1	-1	0	0	-1.0
Lamberson, Josh	12	42	49	-7	0	12	-0.6
Totals...	34	161	56	105	1	15	3.1

Passing	Att	Cmp	Int	Yds	TD	Long	Sack
Lamberson, Josh	28	21	2	235	2	48	5
Totals...	28	21	2	235	2	48	5

Receiving	No.	Yds	TD	Long
Falkner, E.J.	4	52	1	18
Robinson, R.	4	16	0	7
Peterson, Mike	3	31	0	15
Wright, Kendall	2	52	1	48
Meyer, Keith J.	2	28	0	23
Herring, Mitch	2	25	0	23
Rector, Andre	2	24	0	19
Omon, Xavier	2	7	0	5
Totals...	21	235	2	48

Punting	No.	Yds	Avg	Long	In20	TB
Lickteig, Gabe	2	68	34.0	38	0	0
TEAM	2	0	0.0	0	0	0
Totals...	4	68	17.0	38	0	0

All Returns	No	Yds	Lg	No	Yds	Lg	No	Yds	Lg
Falkner, E.J.	0	0	0	1	29	29	0	0	0
Wright, Kendall	0	0	0	1	24	24	0	0	0
Brisbane, Sydney	0	0	0	3	73	37	0	0	0
Totals...	0	0	0	5	126	37	0	0	0

#### Field Goals

Frevert, Tommy	1st	11:07	19 yds	Good
Frevert, Tommy	2nd	01:56	33 yds	Good



# 2005 WASHBURN ICHABOD FOOTBALL -- RECAPS GAME 8


TOPEKA, Kan. - The No. 13-ranked Washburn Ichabods held off the upset-minded Bulldogs of Truman State University in a 21-14 win at Yager Stadium Saturday afternoon in front of a Homecoming crowd of 6,734.

Truman (1-7, 0-6 MIAA) scored first in the game converting a turnover into a touchdown after a scoreless first quarter as senior WR James Walton caught a 23-yard pass from freshman QB Michael Long.

The Ichabods (7-1, 5-0 MIAA) would not score until 43 seconds left in the half as senior WR Mike Odupitan hooked up with sophomore QB Jordan Brill on a 21-yard pass reception as the Ichabods drove 76 yards in 12 plays to tie the game at 7-7.

The Bulldogs took the lead on a 1-yard touchdown run by senior RB Jerard Levenson with 5:31 left in the third quarter capping a 12-play 57-yard yard drive. Levenson had 117 yards on 29 carries, his second 100-yard rushing game in as many weeks.

Washburn took the lead for good on a 31-yard run by junior RB Trent Hearn. Hearn rushed for a career-high 178 yards on 27 carries.



ries. Hearn added his second touchdown on the Ichabods' next possession that put the Ichabods up 21-14.

After forcing an Ichabod punt with 3:18 in the game, the Bulldogs drove to their own 45-yard line, but the Ichabods' senior LB Terrell Cobb picked off Long's pass at the Washburn 43 to end the threat and wrap up the game.

Brill passed for 249 yards and one touchdown. On defense, senior LB Grant Gould led the

Ichabods with 13 tackles. He also has a tackle for loss, a pass break up and an interception he returned for 26 yards. Junior DB Fletcher Terrell and senior LB Mike Gonzalez each had nine tackles.

Long was 27-of-51 for 276 yards, three interceptions and one touchdown. Junior WR James Perry had eight catches for 52 yards. Senior DB Jason Douglas led Truman with 10 tackles (five solos), while junior LB Larry Giglio had an interception and a fumble forced and recovered.

The Ichabods outgained the Bulldogs, 418-370, despite running 10 less plays.

## Truman State 14 No. 13 Washburn 21

Oct. 15, 2005 • Topeka, Kan.  
Yager Stadium • Attendance: 6,734

Washburn									
Rushing	No	Gain	Loss	Net	TD	Lg	Avg		
Hearn, Trent	27	179	1	178	2	76	6.6		
Bland, Rawshawn	2	8	0	8	0	6	4.0		
Mosley, Ra'Shawn	1	4	0	4	0	4	4.0		
Odupitan, Mike	1	0	0	0	0	0	0.0		
TM-Ichabods	2	0	3	-3	0	0	-1.5		
Brill, Jordan	3	1	19	-18	0	1	-6.0		
Totals...	36	192	23	169	2	76	4.7		
Passing	Att	Cmp	Int	Yds	TD	Long	Sack		
Brill, Jordan	39	19	2	249	1	28	2		
Totals...	39	19	2	249	1	28	2		

Receiving	No.	Yds	TD	Long		
Lehman, Cason	6	68	0	21		
Odupitan, Mike	5	79	1	28		
Gardiner, Aaron	3	56	0	26		
Scott, Jeff	3	38	0	15		
Lebahn, Jake	1	8	0	8		
Hearn, Trent	1	0	0	0		
Totals...	19	249	1	28		

Punting	No.	Yds	Avg	Long	In20	TB
Massey, Curtis	6	215	35.8	44	3	0
Totals...	6	215	35.8	44	3	0

Punts									
All Returns	No	Yds	Lg	No	Yds	Lg	No	Yds	Lg
Beck, Erin	0	0	0	0	0	0	1	0	0
Tetuan, Jarod	4	56	17	1	7	7	0	0	0
Gould, Grant	0	0	0	0	0	0	1	26	26
Cobb, Terrell	0	0	0	0	0	0	1	1	1
Terrell, Fletcher	1	1	1	1	4	4	0	0	0
Totals...	5	57	17	2	11	7	3	27	26

Field Goals					
Sabel, Connor	2nd	09:41	38 yds		Missed

Truman									
Rushing	No	Gain	Loss	Net	TD	Lg	Avg		
Levenson, Jerard	29	122	5	117	1	18	4.0		
Patnode, Michael	1	4	0	4	0	4	4.0		
Long, Michael	4	0	27	-27	0	0	-6.8		
Totals...	34	126	32	94	1	18	2.8		
Passing	Att	Cmp	Int	Yds	TD	Long	Sack		
Long, Michael	51	27	3	276	1	43	4		
Totals...	51	27	3	276	1	43	4		

Receiving	No.	Yds	TD	Long		
Perry, James	8	52	0	22		
Amundson, Jeff	6	48	0	16		
Bonner, Ryan	3	49	0	20		
King, Ryan	3	37	0	18		
Patnode, Michael	2	49	0	43		
Walton, James	2	29	1	23		
Levenson, Jerard	2	7	0	5		
Henry, Phillip	1	5	0	5		
Totals...	27	276	1	43		

Punting	No.	Yds	Avg	Long	In20	TB
Kamphoefner, M.	8	354	44.2	60	2	1
Totals...	8	354	44.2	60	2	1

Punts									
All Returns	No	Yds	Lg	No	Yds	Lg	No	Yds	Lg
Douglas, Jason	3	15	9	3	71	45	0	0	0
Mayson, Josh	0	0	0	0	0	0	1	0	0
Terry, Chandler	0	0	0	1	13	13	0	0	0
Giglio, Larry	0	0	0	0	0	0	1	0	0
Totals...	3	15	9	4	84	45	2	0	0

Field Goals					
Kamphoefner, M.	1st	03:49	37 yds		Blocked

### Score by Quarters

Truman	0	7	7	0	14
Washburn	0	7	7	7	21

### Scoring Summary

#### 2nd Quarter

TSU	12:37	Walton, James	23 yd pass from Long, Michael
		Kamphoefner, M.	kick
WU	00:43	Odupitan, Mike	21 yd pass from Brill, Jordan
		Sabel, Connor	kick

#### 3rd Quarter

TSU	05:31	Levenson, Jerard	1 yd run
		Kamphoefner, M.	kick
WU	03:04	Hearn, Trent	31 yd run
		Sabel, Connor	kick

#### 4th Quarter

WU	12:45	Hearn, Trent	4 yd run
		Sabel, Connor	kick

### Team Stats

	TSU	WU
FIRST DOWNS	20	20
Rushing	7	3
Passing	13	15
Penalty	0	2
NET YARDS RUSHING	94	169
Rushing Attempts	34	36
Average Per Rush	2.8	4.7
Yards Gained Rushing	126	192
NET YARDS PASSING	276	249
Completions-Attempts-Int	27-51-3	19-39-2
Average Per Completion	10.2	13.1
TOTAL OFFENSE YARDS	370	418
Total offense plays	85	75
Average Gain Per Play	4.4	5.6
Fumbles: Number-Lost	0-0	2-1
Penalties: Number-Yards	9-64	3-20
PUNTS-YARDS	8-354	6-215
Average Yards Per Punt	44.2	35.8
Net Yards Per Punt	34.6	33.3
Inside 20	2	3
KICKOFFS-YARDS	3-156	4-228
Average Yards Per Kickoff	52.0	57.0
Net Yards Per Kickoff	41.7	36.0
Touchbacks	1	0
Punt returns: Number-Yards-TD	3-15-0	5-57-0
Average Per Return	5.0	11.4
Kickoff returns: Number-Yds-TD	4-84-0	2-11-0
Average Per Return	21.0	5.5
Interceptions: Number-Yds-TD	2-0-0	3-27-0
Fumble Returns: Number-Yds-TD	0-0-0	0-0-0
Miscellaneous Yards	-3	0
Possession Time	33:46	26:14
Third-Down Conversions	7 of 19	4 of 15
Fourth-Down Conversions	1 of 3	1 of 2
Red-Zone Scores-Chances	1-2	1-2
Sacks By: Number-Yards	2-19	4-27
PAT Kicks	2-2	3-3
Field Goals	0-1	0-1