

No. 6 Washburn (8-1, 6-0 MIAA)

vs

Missouri Southern (3-5, 2-4 MIAA)

Oct. 28, 2005 • Yager Stadium (7,200)

Topeka, Kan. • 1:00 p.m.



Fast Facts

Radio

AM580 WIBW with Bruce Steinbrock (play-by-play), Mark Elliott (color) and Jamie Overocker (sideline)

Coaches

Craig Schurig is 23-19 in his fourth season at Washburn. He is 17-15 against the MIAA. He is 2-1 against Emporia State. Schurig is a 1987 graduate of the School of Mines.

Keeth Matheny is 1-2 as the Lions head coach after taking over for John Ware who passed away suddenly on Sept. 27.

Tickets

Tickets for Washburn home games are available by calling the Washburn ticket office at (785) 670-BODS (2637).

Sports Information Contacts

Washburn

Football Contact: Gene Cassell

Email: gene.cassell@washburn.edu

Phone: (785) 670-1791

Yager Stadium Press Box: (785) 670-1563

Internet Address: www.wusports.com

Missouri Southern

Football Contact: J.R. Belew

Email: belew-j@mssu.edu

Office Phone: (417) 625-9359

SID Fax: (417) 625-9397

Press Box Phone: (417) 659-4384

Internet Address: www.mssu.edu/athletics

Ichabods vs Lions

The Game . . .

The No. 6 Washburn Ichabods (8-1, 6-0 MIAA) return home for its final regular season game of the season against Missouri Southern (3-5, 2-4 MIAA). The Ichabods can clinch at least a share of the MIAA Regular Season Championship with a win over the Lions. The Ichabods enter the game ranked No. 6 in the AFCA Coaches Poll and No. 7 in the D2football.com Poll. The ranking is the highest the Ichabods have achieved since joining the NCAA Division II ranks in football. The Ichabods were also ranked as the No. 1 team in the Southwest Regional Poll that was released on Monday.

Ichabods on Radio . . .

The game will be broadcast live on AM 580 WIBW - the home of the Ichabods and Lady Blues. The game can also be heard on the internet at www.wusports.com by following the "Listen to the Game" links. Bruce Steinbrock will be the play-by-play voice of the Ichabods and former WU quarterback Mark Elliott will be the color analyst. Jamie Overocker will provide sideline reports. Join the WIBW broadcast team and Ichabod head coach Craig Schurig at 6:30 p.m. on Thursdays at Skinny's Sports Bar and Grille in the Huntoon Shopping Plaza for the Washburn Coaches Show.

The Coaches . . .

Washburn head football coach Craig Schurig was named head coach of the Ichabod football program Dec. 28, 2001. Schurig is 24-19 (.558) in his fourth season as the Ichabod head coach and he is 18-15 against the MIAA.

In only three seasons as the Ichabods' head coach, Schurig has led the Washburn football program to a new level with a school-best finish in the MIAA, their first winning season since 1999 and their first postseason win since 1986 with a 36-33 win over Northern State in the 2004 Mineral Water Bowl.

The Ichabods finished the 2004 season with an 8-4 record as Washburn has improved five victories in the win column since Schurig's first season at the helm.

Missouri Southern is led by Keeth Matheny by virtue of his title as assistant head coach, has taken control of the Missouri Southern football team in the wake of coach John Ware's sudden passing on Sept. 27. Matheny also serves as the Lions' offensive coordinator and coaches the Southern quarterbacks and receivers. He is 1-2 guiding the Lions this year.

Matheny is in his second year on the Missouri Southern staff, as he debuted in Green & Gold last year as part of the new coaching staff brought in by Ware. The 2005 season marks Matheny's eighth year as offensive coordinator, a position he also held for three years (1999-2001) on Ware's Truman staff.

Ichabods last time out . . .

The Ichabods last time out - No. 10 Washburn 42, Emporia State 21 • Oct. 22, 2005: EMPORIA, Kan. - The No. 10 Washburn Ichabods tied a school record for single season wins as they improved to 8-1 with a 42-14 win over arch-rival Emporia State in the 102nd edition of the Turnpike Tussle winning in Emporia for the first time since 1987, snapping a seven-game losing streak at Welch Stadium.

2005 MIAA Standings

MIAA Overall

 WU (6).....	6-0 .	8-1
 PSU (14)	5-1.	7-2
 NWMSU (16)....	5-1.	6-2
 MWSC	5-2.	7-2
 CMSU.....	3-3.	5-3
 ESU.....	2-4.	3-5
 MSSU	2-4.	3-5
 SBU	0-6.	2-7
 TSU.....	0-7.	1-8

Recent Results

Saturday, October 22

- *WU 42 @ ESU 14 Final, (HC)
- *CMSU 21 @ NWMSU 31 Final, (HC)
- *SBU 17 @ MWSU 43 Final, (HC)
- *PSU 66 @ TSU 14 Final, (HC)

Upcoming Schedule

Saturday, October 29

- *CMSU @ ESU 1 p.m.
- MWSU @ St. Cloud (Minn.) State 1 p.m.
- *MSSU @ WU 1 p.m.
- *NWMSU vs. PSU @ Kansas City, Mo. 2 p.m.
- *TSU @ SBU (HC) 2 p.m.

Saturday, November 5

- TSU @ Oklahoma Panhandle State 12 noon
- *SBU @ NWMSU 1 p.m.
- *PSU @ CMSU. 1:30 p.m.
- *ESU @ MSSU..... 2 p.m.
- *WU @ MWSU 2 p.m.

Saturday, November 12

NCAA Division II Playoffs First Round @ campus sites

Saturday, November 19

NCAA Division II Playoffs 2nd Round @ campus sites

Saturday, November 26

NCAA Division II Playoffs Quarters @ campus sites

Saturday, December 3

- NCAA Division II Playoffs Semis @ campus sites
- Mineral Water Bowl – MIAA vs. NSIC @
Excelsior Springs, Mo. 1 p.m.

Saturday, December 10

NCAA Division II Championship Game
@ Florence, Ala.

Washburn improved to 8-1 with the win and 6-0 in the MIAA.

The Ichabods set the tone for the game early as they took the opening drive 80 yards in six plays as Jordan Brill hit Jake Lebahn for a 52-yard touchdown pass.

Another piece of history was written as Trent Hearn rushed for a 42-yard touchdown scamper. It was his 32nd of his career, snapping the school record of 31 held by Brandon Rainer. The drive took only :46 seconds and the Ichabods ran three plays covering 70 yards for the score.

Washburn built a 21-0 lead as Brandon Walker came in at quarterback and carried the ball 27 yards converting a two-play drive as Walker covered all 36 yards on the drive in two carries for the score.

The Hornets got on the board after a 16-play, 79-yard drive, helped impart by a Washburn pass interference penalty in the end zone keeping the ESU drive alive cutting the Ichabod lead to 21-7 at the half.

Emporia State received the kickoff to open the second half, but fumbled the return and the Ichabods Aaron Hicks recovered setting up the short field for Washburn. The Ichabods would score six plays later as Brill hit Mike Odupitan for the touchdown strike that covered 20 yards to push the Ichabods to a 28-7 lead.

After trading drives, the Ichabods' Eric Lawrence picked off an ESU pass attempt and Brill again hit Odupitan on a 10-yard reception and a 35-7 Ichabod lead with 5:56 left in the third quarter.

On the ensuing ESU drive, Fletcher Terrell intercepted his 14th pass of his career and returned it 66 yards for an Ichabod score putting the Ichabods up 42-7. His 14th interception passed A.C. Poynter on top of the Washburn record book.

The Hornets would add a late touchdown with 2:09 left in the game placing the final score at 42-14.

Hearn finished the day with 60 yards rushing on 11 carries. Brill was 9 of 15 for 170 and three touchdown passes. Odupitan had three catches for 59 yards and the two scoring strikes.

On defense, the Ichabods were led by Grant Gould who had 14 tackles, including nine solo stops and one tackle for loss.

Ichabod head coach Craig Schurig

A new era in Washburn football began when Craig Schurig was named head coach of the Ichabod football program Dec. 28, 2001.

In only three seasons as the Ichabods' head coach, Schurig has led the Washburn football program to a new level with a school-best finish in the MIAA, their first winning season since 1999 and their first postseason win since 1986 with a 36-33 win over Northern State in the 2004 Mineral Water Bowl.

The Ichabods finished the 2004 season with an 8-4 record as Washburn has improved five victories in the win column since Schurig's first season at the helm.

After coaching for nearly a decade in a winning program, Schurig has brought the knowledge of success, a winning attitude and a new intensity to the Ichabod football program.

In his three seasons at Washburn, the Ichabods have had two MIAA Freshman of the Year and 27 players receive All-MIAA honors. He has been equally on task with players in the classroom with 40 Ichabods named to the MIAA Commissioner's Academic Honor Roll, including two Academic All-Americans.

While under Schurig, the Ichabod football pro-

gram has also seen sweeping changes in facilities with the improvements to Yager Stadium and equipment upgrades in the weight room.

While on the Pittsburg State coaching staff, Schurig was a part of an NCAA national finalist squad in 1995, four MIAA Championship teams and eight NCAA Division II playoff teams. He helped guide one of the top defenses in Division II including the top-ranked defensive squad in 1999.

Prior to working with the defensive backs, he worked three seasons with the Gorillas' tight ends.

Before arriving at Pittsburg State, Schurig spent the 1992 season as a volunteer assistant coach at his alma mater, Colorado School of Mines joining the Gorillas in 1993.

Schurig, a Willingboro, N.J., native, was a four-year letterman as a defensive back at Colorado Mines and was selected team captain as a senior. He earned second-team All-Rocky Mountain Athletic Conference honors as a senior. He graduated in 1987 with a bachelor's degree in petroleum engineering.

Schurig earned a master's degree in physical education at Pittsburg State in 1996. Craig and his wife, Louisa, have a daughter, Samantha, and two sons, Mitchell and Michael.

About the Lions



General Information

Name: Missouri Southern State University

Location: Joplin, Mo.

Founded: 1968

Enrollment: 5,740

Affiliation: NCAA II

Conference: MIAA

Nickname: Lions

Colors: Green and white

President: Dr. Julio S. Leon

Athletics Director: Sallie Beard

Stadium: Fred G. Hughes Stadium

Playing Surface: Sprint Turf

Coaching Staff

Interm Head Coach:

Keeth Matheny (Assistant head coach, offensive coordinator, quarterbacks, receivers)

Record at MSSU: 1-2 (1 year)

Football Office Phone:

(417) 625-9358

Assistant Coaches:

Scott Hazelton (Co-defensive coordinator, defensive backs)

Brian Ward (Co-defensive coordinator)

Bob Ray (Defensive line)

Scott Bailey (Running backs)

2005 Schedule

Date	Opponent	Time
Aug. 27	at Ouachita Baptist	W 38-21
Sept. 3	at Harding	L 27-45
Sept. 10	Southwest Baptist*	W 42-7
Sept. 17	Pittsburg State*	L 20-49
Sept. 24	at Northwest Missouri*	L 13-38
Oct. 1	Truman*	W 41-17
Oct. 8	at Missouri Western*	L 6-39
Oct. 15	at Central Missouri*	L 24-27
Oct. 22	Open	
Oct. 29	at Washburn*	1 p.m.
Nov. 5	Emporia State*	2 p.m.

About the Opponent . . . last time out

WARRENSBURG, Mo. -- Missouri Southern's fourth-quarter comeback fell just short on Oct. 15, as Central Missouri State held on for a 27-24 Homecoming victory over the Lions in front of 10,785 at Walton Stadium.

The Mules (5-2, 3-2 MIAA) scored back-to-back wins for the first time since starting the season 2-0.

The Lions (3-5, 2-4 MIAA) faced a 27-16 deficit entering the fourth quarter. But midway through the period, freshman QB Adam Hinspeter connected with senior WR Dustin Bromley for a 17-yard touchdown pass, Hinspeter's third scoring pass of the day. Freshman K Shane McBride ran in the two-point conversion to trim the deficit to three points.

The Southern defense, limiting CMSU to 140 second-half yards, including only 32 on the ground, stopped the Mules on their next possession. However, Southern could do nothing with its next opportunity and punted the ball away.

Again, Southern's defense came up with a stop and the Lions took over at the Mules 43. On third-and-14 from the CMSU 47, Hinspeter threw for 13 yards to senior WR Tedaryl Mason. The clock, though, continued to run. Southern snapped the ball as the final gun sounded and Hinspeter's throw into the end zone, in the direction of Mason, was batted down by CMSU senior CB Ricky Armstrong.

The Mules fumbled away the opening kickoff, and the Lions capitalized with a 40-yard McBride field goal, MSSU's longest since 1999.

Central fumbled again on the ensuing kickoff and this time the Lions needed only one play to cash in, as Hinspeter connected with Bromley for a 19-yard scoring pass.

The Mules trimmed the lead to 10-7 with 4:33 gone in the first quarter as junior QB Toby Korrodi hit senior TE Ted Maxwell on a 43-yard strike. It was the first of four touchdown passes on the day for Korrodi.

Neither team scored in the second quarter, although the Mules threatened at the end of the period. Sophomore DE B.J. Russow blocked a field goal attempt by freshman K Spencer Webb and Southern was able to run out the clock.

The Mules went ahead to stay after sophomore WR Colin Bado fumbled on the Lions opening play from scrimmage in the second half. The Mules needed only three plays to take the lead as Korrodi hit junior WR Matt Jacobsen for a 7-yard TD toss.


Korrodi also completed scoring passes of 10 and 15 yards in the third period to senior WRs Micah Hefner and Delanie Walker.

Central Missouri State limited Southern to just 188 total offensive yards and the Lions couldn't get the running game off the ground. The Mules held MSSU to minus-16 rushing yards on the day.

Korrodi ended up 23-of-31 passing for 266 yards and his four TDs with no interceptions. Walker had 91 yards on six grabs with the one touchdown. Junior RB Will Caldwell finished with 91 rushing yards on 24 carries.

Series games with Missouri Southern - Lions lead the series 20-14-1

O17 1970	T	21-21	Joplin	N12 1983	W	24-10	Topeka	N16 1996	L	31-32	Joplin
O16 1971	L	10-14	Topeka	N10 1984	W	31-29	Joplin	O23 1997	L	14-17	Topeka
O21 1972	L	3-14	Topeka	S28 1985	W	19-6	Topeka	O24 1998	W	49-37	Joplin
O19 1973	W	9-3	Joplin	S27 1986	W	25-7	Joplin	S18 1999	W	35-28	Topeka
N2 1974	W	35-17	Topeka	O24 1987	L	14-32	Topeka	S16 2000	W	24-22	Joplin
N1 1975	L	9-21	Joplin	O22 1988	W	35-23	Joplin	S22 2001	W	29-28	Topeka
O23 1976	L	21-35	Joplin	S23 1989	L	6-21	Joplin	S28 2002	L	28-52	Joplin
O8 1977	L	21-38	Topeka	S22 1990	L	3-30	Joplin	N15 2003	W	38-35	Topeka
O7 1978	L	7-20	Joplin	O5 1991	L	6-31	Topeka	N6 2004	W	58-43	Joplin
N10 1979	W	20-19	Topeka	O3 1992	L	14-44	Joplin				
N8 1980	L	9-35	Joplin	O30 1993	L	21-36	Topeka				
O3 1981	L	0-12	Topeka	O29 1994	L	16-38	Joplin				
O2 1982	L	0-20	Topeka	N11 1995	L	0-25	Topeka				



Freshman S John Samia led the Mules with 10 tackles (eight solos) and five tackles for loss with a forced fumble.

Hinspeter completed 15-of-23 passes for 174 yards and three touchdowns. He now has 152 completions on the year, tying Josh Chapman's 2001 total for fifth on the Lions' all-time seasonal list. He also moved into sixth on the MSSU seasonal charts with 1863 passing yards this year.

Bromley had five catches for 45 yards and two scores to lead the MSSU receivers. Bado, with four catches on the day, moved into sole possession of fourth on the MSSU single-season list with 53 receptions this year.

Defensively, senior SS Dennis Johnson and senior LB Matt Crane led the way with 12 tackles apiece. Crane and junior DE Devin Rutledge had two tackles for loss, and Crane had the only MSSU sack of the day.

Series Notes . . .

Today's meeting is the 36th meeting in the series. The Lions lead the all-time series 20-14-1. The Ichabods have won six of the last seven meetings. In Topeka, the Ichabods have won the last three games.

Last Meeting with MSSU . . .

(Nov. 5, 2005) - JOPLIN - The Washburn Ichabod offense put up 490 yards of total offense in a 58-43 win at Missouri Southern in Joplin.

The win gave Washburn a 7-4 record for the first time since 1988 and a 6-3 record in the MIAA for the first time in school history. Washburn finished third in the MIAA, their top mark in school history.

The Ichabods jumped on the board first on Tyler Schuerman's 3-yard touchdown to Jeff Scott just over five minutes into the game. Mike Odupitan gave WU a 14-3 lead later in the first quarter with his first of three touchdowns from Schuerman with 2:39 left.

After Southern pulled within 14-6, Washburn reeled off 20 straight points by scoring three touchdowns in the second quarter. Odupitan had two touchdown catches and Rawshaw Bland added a 2-yard touchdown run to make it 34-6 with 3:50 left in the opening half.

Southern responded with an 85-yard touchdown on Demarcus Mathes' punt return and added a field goal as time expired to make it 34-17 at the half.

Ichabods last time out vs Lions

Washburn 58
Missouri Southern 43

November 6, 2005 • Joplin, Mo.
Hughes Stadium • Attendance: 6,000

Washburn									
Rushing	No	Gain	Loss	Net	TD	Lg	Avg		
Mosley,Ra'Shawn	31	189	21	168	1	63	5.4		
Schuerman,Tyler	11	53	0	53	0	14	4.8		
Bland,Rawshaw	4	13	0	13	1	6	3.2		
Ichabods	1	0	1	-1	0	0	-1.0		
Totals	47	255	22	233	2	63	5.0		

Passing	Att	Cmp	Int	Yds	TD	Long	Sack
Schuerman,Tyler	20	13	0	257	5	64	0
Totals	20	13	0	257	5	64	0

Receiving	No.	Yds	TD	Long
Odupitan, Mike	5	138	3	64
Sissom, Sam	5	94	1	37
Bland, Rawshaw	1	12	0	12
Lehman, Cason	1	10	0	10
Scott, Jeff	1	3	1	3
Totals	13	257	5	64

Punting	No.	Yds	Avg	Long	In20
Massey, Curtis	5	210	42.0	49	2
Totals	5	210	42.0	49	2

Punts			Kickoffs			Intercepts		
All Returns	No	Yds	Lg	No	Yds	Lg	No	Yds
Odupitan, Mike	0	0	0	2	48	27	0	0
Sissom, Sam	3	129	66	0	0	0	0	0
Beck, Evin	0	0	0	0	0	0	1	0
Tetuan, Jarod	0	0	0	2	42	24	0	0
Stuckey, Calvin	0	0	0	0	0	0	1	12
Terrell, Fletche	0	0	0	1	14	14	0	0
Totals	3	129	66	5	104	27	2	12

Field Goals					
Sabel, Connor	3rd	03:27	32 yds		Good
Sabel, Connor	4th	10:03	22 yds		Blocked

Missouri Southern									
Rushing	No	Gain	Loss	Net	TD	Lg	Avg		
Proctor, Nate	9	59	1	58	0	18	6.4		
Williams, Wentrc	17	43	1	42	0	6	2.5		
Emert, Nathan	12	44	19	25	1	8	2.1		
Bado, Colin	1	5	0	5	0	5	5.0		
Mason, Tedyarl	1	4	0	4	0	4	4.0		
Team	1	0	9	-9	0	0	-9.0		
Totals	41	155	30	125	1	18	3.0		

Passing	Att	Cmp	Int	Yds	TD	Long	Sack
Emert, Nathan	49	30	2	404	3	44	2
Totals	49	30	2	404	3	44	2

Receiving	No.	Yds	TD	Long
Hilburn, Cody	8	106	2	36
Winfrey, Craig	7	84	0	29
Mathes, Demarcus	5	118	0	44
Bromley, Dustin	4	42	1	15
Proctor, Nate	2	36	0	34
Bado, Colin	2	14	0	7
Mason, Tedyarl	1	5	0	5
Williams, Wentrc	1	-1	0	0
Totals	30	404	3	44

Punting	No.	Yds	Avg	Long	In20
Hawkins, Brandon	3	103	34.3	39	0
Totals	3	103	34.3	39	0

Punts			Kickoffs			Intercepts		
All Returns	No	Yds	Lg	No	Yds	Lg	No	Yds
Hilburn, Cody	0	0	0	2	8	5	0	0
Mathes, Demarcus	2	84	85	4	90	40	0	0
Proctor, Nate	0	0	0	2	48	30	0	0
Totals	2	84	85	8	146	40	0	0

Field Goals					
Hawkins, Brandon	1st	06:29	35 yds		Good
Hawkins, Brandon	2nd	14:06	22 yds		Good
Hawkins, Brandon	2nd	00:00	37 yds		Good

Score by Quarters

Washburn	14	20	17	7	-	58
Missouri Southern	3	14	12	14	-	43

Scoring Summary

1st

WU Scott, Jeff 3 yd pass from Schuerman, Tyler, Sabel, Connor kick
MSSU Hawkins, Brandon 35 yd field goal
WU Odupitan, Mike 64 yd pass from Schuerman, Tyler, Sabel, Connor kick

2nd

MSSU Hawkins, Brandon 22 yd field goal
WU Odupitan, Mike 25 yd pass from Schuerman, Tyler, Sabel, Connor kick
WU Bland, Rawshaw 2 yd run, Lehman, Cason pass failed
WU Odupitan, Mike 18 yd pass from Schuerman, Tyler, Sabel, Connor kick
MSSU Mathes, Demarcus 85 yd punt return, Emert, Nathan rush
MSSU Hawkins, Brandon 37 yd field goal

3rd

MSSU Hilburn, Cody 15 yd pass from Emert, Nathan, Hawkins, Brandon kick failed
WU Mosley, Ra'Shawn 63 yd run, Sabel, Connor kick
MSSU Emert, Nathan 1 yd run, Emert, Nathan pass failed
WU Sabel, Connor 32 yd field goal
WU Sissom, Sam 66 yd punt return, Sabel, Connor kick

4th

MSSU Bromley, Dustin 7 yd pass from Emert, Nathan, Hawkins, Brandon kick failed
MSSU Hilburn, Cody 36 yd pass from Emert, Nathan, Mathes, Demarcus pass
WU Sissom, Sam 14 yd pass from Schuerman, Tyler, Sabel, Connor kick

Team Stats

	Washburn	Mo. Southern
FIRST DOWNS	21	27
Rushing	9	7
Passing	10	18
Penalty	2	2
NET YARDS RUSHING	233	125
Rushing Attempts	47	41
Average Per Rush	5.0	3.0
Yards Gained Rushing	255	155
Yards Lost Rushing	22	30
NET YARDS PASSING	257	404
Completions-Attempts-Int	13-20-0	30-49-2
Average Per Completion	19.8	13.5
TOTAL OFFENSE YARDS	490	529
Average Gain Per Play	7.3	5.9
Fumbles: Number-Lost	2-0	3-2
Penalties: Number-Yards	8-75	9-49
PUNTS-YARDS	5-210	3-103
Average Yards Per Punt	42.0	34.3
Net Yards Per Punt	25.2	-8.7
KICKOFFS-YARDS	10-505	7-357
Average Yards Per Kickoff	50.5	51.0
Net Yards Per Kickoff	35.9	36.1
Punt returns: Number-Yards-TD	3-129-1	2-84-1
Average Per Return	43.0	42.0
Kickoff returns: Number-Yds-TD	5-104-0	8-146-0
Average Per Return	20.8	18.2
Interceptions: Number-Yds-TD	2-12-0	0-0-0
Fumble Returns: Number-Yds-TD	0-0-0	0-0-0
Possession Time	31:22	28:38

The Lions scored first in the second half to pull within 34-23 on Nathan Emert's 15-yard touchdown pass to Cody Hilburn on their opening drive.

Ra'Shawn Mosely scored on Washburn's first offensive play of the second half by scampering 63 yards for a touchdown. Sam Sissom added a punt return for a touchdown with 1:50 left in the third. Sissom's return went 66 yards for the score to make it 51-29.

Southern responded again with back-to-back touchdowns on passes by Emert. Dustin Bromley caught a 7-yard touchdown before Hilburn added a 36-yard score to pull the Lions within 51-43.

Sissom closed the door on the Lions at the 5:38 mark by hauling in his 14th touchdown reception of the season on a 14-yard strike from Schuerman to help Washburn pull away 58-43.

Schuerman finished with 257 yards on 13 of 20 passing and five touchdowns, while Odupitan had 138 yards in five catches with three scores. Schuerman broke Barry Griffiths record for touchdowns for a season (23) with his mark of 24. Mosley rushed 31 times for 168 yards and a touchdown and became the third Ichabod to rush for 1,000 yards with 1,054 this season.

Fletcher Terrell led the Washburn defense with 14 tackles, four pass break

ups and a fumble recovery. Evin Beck added 10 tackles and recorded his first career interception.

Washburn Football History . . .

Washburn is 467-531-44 in its 115th year of college football. The Ichabods have had eight 8-win seasons, including last year's 8-4 mark and this season's eight wins so far. The eight-win seasons for the Ichabods have come in 1906, 1907, 1964, 1974, 1983, 1986, 2004 and 2005.

A win for Washburn would . . .

- lift the Ichabods to 468-531-44 in its football history.
- give the Ichabods a 15-20-1 all-time record against the Lions.
- be the Ichabods' third straight win over the Lions.
- keep the Ichabods undefeated in MIAA play (7-0)
- be their ninth straight MIAA win dating back to last season.
- be the first time the Ichabods have won nine straight MIAA games.
- be the Ichabods 10th MIAA win in their last 11 conference games dating back to last season.
- be the fourth straight win over the Lions in Topeka.
- set a school record for the most wins in a regular season with nine.

Honors for 2005 season

MIAA Player of the Week

Sept. 3 - Sam Sissom (Sr., WR)
 Sept. 10 - Grant Gould (Sr., LB)
 Sept. 17 - Fletcher Terrell (Sr., KR/DB)
 Sept. 24 - Grant Gould (Sr., LB)
 Oct. 2 - Trent Hearn (Jr., RB)
 Oct. 8 - Jordan Brill (So., QB)
 Oct. 8 - Trey Lewis (Jr., DT)
 Oct. 8 - Connor Sabel (Jr., PK)
 Oct. 22 - Curtis Massey (Sr., P)

Preseason All-American - CollegeSportsReport.com

Third Team: Grant Gould (Sr., LB)
Fourth Team: Sam Sissom (Sr., WR)

D2Football.com - Preseason All-Region Team

Second Team: Sam Sissom (Sr., WR)
 Second Team: Fletcher Terrell (Jr., DB)
 Second Team: Curtis Massey (Sr., P)
 Second Team: Sam Sissom (Sr., Punt Returner)

2005 Starting Lineups


Offense	TE	LT	LG	C	RG	RT	WR	WR	QB	FB	TB	PK
at CSM	J. Scott	Holland	Sué	Schneider	Rickard	Kavanaugh	Sissom	Oduptian	Brill	Bland	Hearn	Sabel
WVU	J. Scott	Holland	Sué	Schneider	Rickard	Kavanaugh	Sissom	Oduptian	Brill	Bland	Hearn	Sabel
CMSU	J. Scott	Holland	Sué	Schneider	Rickard	Kavanaugh	Lehman	Oduptian	Brill	Bland	Hearn	Sabel
at CWU	J. Scott	Holland	Sué	Schneider	Rickard	Kavanaugh	Lehman	Oduptian	Brill	Bland	Hearn	Sabel
at SBU	J. Scott	Holland	Sué	Schneider	Rickard	Kavanaugh	Lehman	Oduptian	Brill	Lebahn (WR)	Hearn	Sabel
PSU	J. Scott	Kavanaugh	Sué	Schneider	Rickard	Holland	Lehman	Oduptian	Brill	Lebahn (WR)	Hearn	Sabel
at NWMSU	J. Scott	Kavanaugh	Sué	Schneider	Rickard	Holland	Lehman	Oduptian	Brill	Marc. Miller	Hearn	Sabel
TSU	J. Scott	Kavanaugh	Sué	Schneider	Rickard	Holland	Lehman	Oduptian	Brill	Bland	Hearn	Sabel
at ESU	J. Scott	Kavanaugh	Sué	Schneider	Rickard	Holland	Lehman	Oduptian	Brill	Bland	Hearn	Sabel

at MWSU

Defense	DE	DT	DT	DE	OLB	ILB	ILB	OLB	DB	DB	FS	P
at CSM	Lawrence	Hemmerling	Lewis	Huenefeld	Looney	Cobb	Gonzalez	Neal	Terrell	Stuckey	Ewy	Massey
WVU	Lawrence	Hemmerling	Lewis	Huenefeld	Looney	Gould	Gonzalez	Neal	Terrell	Stuckey	Beck	Massey
CMU	Lawrence	Hemmerling	Lewis	Huenefeld	Looney	Gould	Gonzalez	Neal	Terrell	Stuckey	Beck	Massey
at WVU	Lawrence	Hemmerling	Lewis	Huenefeld	Looney	Gould	Gonzalez	Neal	Terrell	Stuckey	Beck	Massey
at SBU	Lawrence	Hemmerling	Lewis	Huenefeld	Looney	Gould	Gonzalez	Neal	Terrell	Stuckey	Beck	Massey
PSU	Lawrence	Hemmerling	Lewis	Huenefeld	Looney	Gould	Gonzalez	Neal	Terrell	Stuckey	Tetuan	Massey
at NWMSU	Lawrence	Hemmerling	Lewis	Huenefeld	Looney	Gould	Gonzalez	Neal	Terrell	Stuckey	Tetuan	Massey
TSU	Lawrence	Hemmerling	Lewis	Huenefeld	Looney	Gould	Gonzalez	Neal	Terrell	Stuckey	Tetuan	Massey
at ESU	Lawrence	Hemmerling	Lewis	Huenefeld	Looney	Gould	Gonzalez	Neal	Terrell	Stuckey	Ewy	Massey

MSSU

at MWSU



• clinch at least a share of the MIAA title - their first since joining the MIAA and the first conference title of any kind since the 1983 season.

A loss for Washburn would . . .

- drop the Ichabods to 467-532-44 in its football history.
- snap an eight-game MIAA winning streak dating back to last season.
- drop the Ichabods to 14-21-1 all-time against the Hornets.
- snap a three-game winning streak over the Lions in Topeka.
- be the Ichabods' first MIAA loss of the season.

A look back at the win over Emporia State -- the win . . .

- lifted the Ichabods to 467-531-44 in its football history.
- gave the Ichabods a 45-51-6 all-time record against the Hornets.
- was the Ichabods second straight win over the Hornets.
- kept the Ichabods undefeated in MIAA play (6-0)
- was their eighth straight MIAA win dating back to last season.
- was the first time the Ichabods have won eight straight MIAA games.
- was the Ichabods ninth MIAA win in their last 10 conference games dating back to last season.
- was the first win over the Hornets in Emporia since a 28-21 win over ESU on Nov. 14, 1987 - snapping a seven-game losing streak.
- was the first time since the 1906 and 1907 seasons any Ichabod football team would have won at least eight games in back to back seasons after the 2004 Ichabod team went 8-4.
- placed the 2005 Ichabods as only the eighth team in school history to record at least eight wins in a season.

Ichabods in the regional rankings. .

TOPEKA -- TOPEKA -- The Washburn Ichabods, who topped arch-rival Emporia State 42-17 on Saturday, remained in the No. 1 slot in the Southwest Regional Rankings that were released today by the NCAA. The Washburn Ichabods (8-1, 6-0 MIAA) return home for its final regular season game of the season against Missouri Southern (3-5, 2-4 MIAA). The Ichabods can clinch at

Ichabods in NCAA Stats

As of Oct. 25 report

Category Leader

Rushing

Trent Hearn - 40th (101.4) 179.3

Pass Efficiency

Jordan Brill - 12th (157.4). 236.8

Total Offense

Jordan Brill - 42nd (227.9) 377.3

Scoring

Trent Hearn - 31st (8.7). 18.7

Interceptions

Fletcher Terrell - 28th (0.6) 1.0

Total Tackles

Grant Gould - 10th (11.3) 12.8

Solo Tackles


Grant Gould - 37th (5.1) 7.1

Passes Defended

Fletcher Terrell - 23rd (1.4) 2.2

2005 Players of the game -- as selected by Ichabod Coaching Staff

Game	Off. Skill	Def. Skill	Special Teams	Off. Line	Def. Line	Work Team Off.	Work Team Def.	Big Hit
CSM	Sam Sissom, WR	Fletcher Terrell, DB	Connor Sabel, PK Jeff Scott, LS	Dan Schneider, C	Dustin Moyer, DE	David Becker, OL	James Daniels, LB	Rawshawn Bland, FB
WWU	Trent Hearn, RB	Josh Looney, LB	Jarod Tetuan, WR Aaron Gardiner, WR	Jeff Rickard, RG	Trey Lewis, DT	Joe Hastings, WR	Ben Bianchino, DT	Trent Hearn, RB
CMSU	Mike Odupitan, WR	Mike Gonzalez, LB	Fletcher Terrell, KR Connor Sabel, PK	Rudy Sué, LG	Roy Sims, DT	Dragmeon Powers, WR	Brandon Jackson, DT	Terrell Cobb, LB Jarod Tetuan, WR
CWU	Jordan Brill, QB	Grant Gould, LB	Jeff Scott, TE Jake Lebahn, WR	Rudy Sué, LG	Trey Lewis, DT	Marcus Miller, FB	Zach Watkins, LB	Zach Hemmerling, DT
SBU	Cason Lehman, WR	Grant Gould, LB	Curtis Massey, P Fletcher Terrell, DB	Andy Kavanaugh, RT	Josh Looney, LB	Grant Hajek, OL	Lincoln White, LB	Jim Holland, OL Cody Huenefeld, DE
PSU	Trent Hearn, RB	Mike Gonzalez, LB	Fletcher Terrell, DB Connor Sabel, PK	Jim Holland, RT	The Entire Line	Jeremy Assal, FB	Cary Williams, DB	Fletcher Terrell, Jim Holland, Terrell Cobb
NWMSU	Jordan Brill, QB	Calvin Stuckey, DB	Fletcher Terrell, DB Connor Sabel, PK	Jeff Rickard, RG	Trey Lewis, DT	Heath Shelite, QB	Brandon Jackson, DT	Rawshawn Bland, FB
TSU	Trent Hearn, RB	Josh Looney, LB	Sam Tossie, DE Fletcher Terrell, DB	Dan Schneider, C	Grant Gould, LB	Matt O'Leary, OL	Michael Wilhoite, FS	Trent Hearn, RB
ESU	Mike Odupitan, WR	Grant Gould, LB	Curtis Massey, P Aaron Hicks, LB	Dan Schneider, C	Eric Lawrence, DE	Joe Hastings, WR	Zach Watkins, LB	Trey Lewis, DT
MSSU								
MWSU								



least a share of the MIAA Regular Season Championship with a win over the Lions this weekend when they play host to Missouri Southern on Senior Day in Yager Stadium.

Southwest Regional Ranking (record) Last Week's Ranking

1. Washburn (8-1) 1
2. Northwest Missouri State (6-2) 5
3. Angelo State (8-1) 9
4. West Texas A&M (8-1) 2
5. Pittsburg State (7-2) 6
6. Missouri Western State (7-2) 7
7. Nebraska-Kearney (7-2) 4
8. Texas A&M-Kingsville (6-2) 10
9. Tarleton State (6-2) 3
10. Central Missouri State (5-3) 8
11. Southeastern Oklahoma State (6-2) 11
12. Colorado School of Mines (5-4) NR

Ichabods vs ranked opponents . .

The Ichabods improved to 5-31 vs ranked Division II opponents with their win over No. 4 ranked Pittsburg State on Oct. 1. The win was the highest win over a ranked opponent since the Ichabods joined the D-II ranks. The win over the then No. 14 ranked Colorado Mines in the 2005 opener was the first win over a ranked team on the road for the Ichabods and the win over then No. 5 Northwest Missouri was the Ichabods' highest win over a ranked opponent on the road. The other two wins over a ranked opponents are Emporia State 34-21, when the Hornets were ranked No. 16 in the nation on Nov. 2, 2002. The other win over a ranked opponent was on Oct. 17, 1992 when the Ichabods beat 20th-ranked Central Missouri 13-10 in Topeka.

The Ichabods in the national rankings . . .

The Washburn Ichabods climbed to new heights in the latest NFCA Coaches Poll as they were slotted No. 6. It is the highest the Ichabods have been picked in the NFCA Poll. The Ichabods are No. 12 in the D2football.com national poll.

Record watch . . .

Grant Gould and the tackle charts - both Washburn and NCAA Division II

Senior linebacker Grant Gould, has started 38 games and became Washburn's all-time leading tackler with his 10 tackles against Western Washington. He has 433 career tackles which topped the 349 tackles recorded by Tony Scollieri (1994-97). Gould has already set the school record for assisted tackles (242) for a career and single-season (73) while at Washburn. He has recorded 191 solo tackles in his career, which is second on the solo tackle chart. The record is 196 set by Tony Scollieri. Gould who entered his senior season 10th on the NCAA Division II's all-time tackle list (331) is Division II's active leader and his 433 total tackles has vaulted him into fifth on the all-time NCAA Division II chart. Gould became only the fifth person in since the NCAA recognized defensive tackles starting in 2000, to reach 400 tackles. Gould's 191 solo tackles ranks him 10th on the NCAA D-II chart. To move into third on the NCAA all-time career chart, Gould needs to reach 446 total tackles.

Fletcher Terrell and the interception charts and NCAA passes defended chart

With his pick against Emporia State, Fletcher Terrell passed A.C. Poynter (1982-83) atop the Washburn record book with his 14th career pick. Terrell is already the Washburn career passes defended record holder with 52. His 52 career passes

MIAA Stat Comparisons

Scoring Offense	G	Points	Avg.
3. Washburn	9	328	36.4
5. Missouri Southern	8	211	26.4
Scoring Defense	G	Points	Avg.
5. Washburn	9	224	24.9
7. Missouri Southern	8	243	30.4
Rushing Offense	G	Yards	Avg.
4. Washburn	9	1574	174.9
8. Missouri Southern	8	683	85.4
Rushing Defense	G	Yards	Avg.
4. Missouri Southern	8	1018	127.2
5. Washburn	9	1290	143.3
Passing Offense	G	Yards	Avg.
1. Missouri Southern	8	2201	275.1
4. Washburn	9	2157	239.7
Passing Def. Efficiency	G	Yards	Effic.
4. Washburn	9	2090	121.0
7. Missouri Southern	8	1954	135.7
Total Offense	G	Yards	Avg.
2. Washburn	9	3731	414.6
7. Missouri Southern	8	2884	360.5
Passing Defense	G	Yards	Avg.
6. Washburn	9	2090	232.2
8. Missouri Southern	8	1954	244.2
Turnover Margin	G	-/+	Avg.
5. Washburn	9	+4	+0.44
6. Missouri Southern	8	+2	+0.25
Kickoff Returns	G	Yards	Avg.
3. Washburn	9	746	21.9
4. Missouri Southern	8	633	21.1
Punting	G	Net Avg.	
3. Missouri Southern	8	29.8	
8. Washburn	9	27.8	
Punt Returns	G	Yards	Avg.
3. Missouri Southern	8	173	13.3
6. Washburn	9	203	9.7
First Downs	G	Total	
2. Washburn	9	187	
8. Missouri Southern	8	156	
Opponent First Downs	G	Total	
5. Missouri Southern	8	159	
8. Washburn	9	191	
Sacks By	G	Sacks	Yards
3. Washburn	9	26	174
5. Missouri Southern	8	22	158
Sacks Against	G	Sacks	Yards
6. Washburn	9	19	141
7. Missouri Southern	8	28	166
Penalties	G	Yards	Avg.
7. Washburn	9	643	71.4
8. Missouri Southern	8	662	82.8
Opponent Penalties	G	Yards	Avg.
1. Missouri Southern	8	668	86.0
4. Washburn	9	612	68.0



defended is second on the NCAA chart trailing only Rob Keefe of Mercyhurst who had 56 for his career.

Mike Odupitan and the receiving, all-purpose and scoring charts

With his 59 receiving yards and three receptions against Emporia State, senior wide receiver Mike Odupitan has raised his career totals to 2,381 receiving yards and 142 receptions. Odupitan became only the fifth Ichabod to go over the 2,000-yard mark in a career. His receiving yards rank him fourth on the Washburn career chart and his 139 career receptions place him in fourth. His 168 points scored also put him in sixth place on the all-time Ichabod scoring charts.

With 28 more yards in all purpose yards, Odupitan would become only the second Ichabod to reach 4,000 yards in all purpose yards as an Ichabod. Troy Slusser had 5,043 in his career. Odupitan is currently in second on the all-time chart with 3,963 yards trailing Troy Slusser in all purpose yards.

Bods and Ends . . .

- Trent Hearn moved into second place on Washburn's all-time rushing chart lifting his total to 2,307. He trails on Dino DeLisa on the chart as DeLisa rushed for 2,794 in his career. Hearn needs 490 yards to pass DeLisa. With his rushing touchdown against the Hornets, Hearn passed Brandon Rainer (1998-2001) for the most rushing TD's in a career with his 32nd. With 67 yards rushing the rest of the season, Hearn would pass Art Fletcher to snap the junior class rushing record of 979 set in 1948. To become only the second Ichabod to reach 1,000 yards in two different season, Hearn needs 87 yards. Hearn had 1,116 as a redshirt freshman during the 2003 season.
- Fletcher Terrell ranks 23rd in the nation in passes defended and 28th in interceptions.
- Jordan Brill is ranked No. 12 in the nation in pass efficiency and No. 42 in total offense with 227.9 yards per game.
- Grant Gould is 12th in the nation in total tackles and 37th in solo tackles.
- As a team, the Ichabods are ranked No. 19 in scoring offense, No. 28 in total offense and 29th in kickoff returns.

Ichabods on homecoming . . .

The Ichabods were 2-0 in homecoming games this season winning in Topeka and at ESU's homecoming.


The Ichabods have won 16 of their last 21 homecoming matchups played on the road and in Yager Stadium. Last season, the Ichabods were 3-0 in homecoming games.

Up next . . .

The Ichabods will wrap up its regular season against Missouri Western in St. Joseph, Mo. at 1:30 p.m. in Spratt Stadium. The Ichabods will then find out their postseason plans.

The NCAA playoffs start on Nov. 12 with the top six teams in the Southwest Region qualifying for 24-team national tournament. The top two teams in each region will each receive byes for the first round games that start on Nov. 12. The Nos. 3 and

4 seeds will host the Nos. 5 and 6 seeds. The winners will meet at the Nos. 1 and 2 seeds site for a second round game on Nov. 19. The regional semifinal winners will meet on Nov. 26 for the quarterfinals. The semifinals will be on Dec. 3 with the winners of the Southwest and Southeast regions and the winners of the Northeast and Northwest regions would advance to the Championship game in Florence, Ala.



The last time it happened . . .

400 Passing Yards

12/4/04 vs Northern State - Tyler Schuerman (400 yards)

300 Passing Yards

9/17/05 vs Central Washington - Jordan Brill (328 yards)

40 Pass Attempts

10/26/02 vs Missouri Western - Dustin Hickel (42 attempts)

20 Pass Completions

9/17/05 vs Central Washington - Jordan Brill (21 completions)

10/8/05 vs Northwest Missouri - Jordan Brill (21 completions)

100-199 Receiving Yards

10/8/05 vs Northwest Missouri - Mike Odupitan (105 yards - 6 receptions)

200 or more Receiving Yards

8/27/2005 vs Colorado Mines - Sam Sissom (231 yards - 7 receptions)

100-174 Rushing Yards

10/8/2005 vs Northwest Missouri - Trent Hearn (107 yards - 33 carries)

175 or more Rushing Yards

10/15/05 vs Truman - Trent Hearn (178 - 27 carries)

Kickoff returned for a touchdown

10/1/2005 vs Pittsburg State - Fletcher Terrell (83 yards) - 2nd of season and career which set new school records

Punt returned for a touchdown

9/23/05 vs Southwest Baptist - Jake Lebahn 15-yard return (in end zone off Chris Brown blocked punt)

Punt returned for a touchdown (not on a blocked punt)

11/6/04 vs Missouri Southern - Sam Sissom (66 yards)

Interception returned for a touchdown

10/22/05 vs Emporia State - Fletcher Terrell (66 yards)

Fumble Recovery for a touchdown

9/25/04 vs Northwest Missouri - Mitch Birt (Recovery in endzone after sack)

500 Yards in Team Total Offense

12/4/04 vs Northern State - (543 total yards)

600 Yards in Team Total Offense

11/9/02 vs Missouri-Rolla (612 total yards)

30 First Downs

12/4/04 vs Northern State - (543 total yards - 13 rushing, 15 passing, 2 penalty)

Overtime Game

10/1/2005 vs Pittsburg State - (win 35-34 in one overtime)

Double Overtime Game

10/26/02 vs Missouri Western - (loss 34-28 in double overtime)

Last Time Shutout

11/7/98 vs Central Missouri - (loss 37-0 -- a streak of 78 games without one)

Last Time Washburn Recorded a shutout

9/18/04 vs Truman State- (win 62-0) -- a streak of 18 games

2005 AFCA Poll #9

	Rec.	Pts.	Prv.
1. Grand Valley St. (Mich.) (15)	8-0	615	1
2. North Dakota (10)	9-0	610	2
3. Valdosta St. (Ga.)	8-1	571	3
4. Bloomsburg (Pa.)	9-0	547	4
5. Albany St. (Ga.)	6-1	485	5
6. Washburn (Kan.)	8-1	483	10
7. Saginaw Valley St. (Mich.)	7-1	463	11
8. South Dakota	8-1	444	12
9. Arkansas Tech	7-1	387	13
10. Shepherd (W.Va.)	9-0	359	15
10. Presbyterian (S.C.)	8-1	359	16
12. Tuskegee (Ala.)	7-1	305	17
13. West Texas A&M	8-1	278	7
14. Pittsburg St. (Kan.)	7-2	269	18
15. Northwood (Mich.)	7-2	252	9
16. Northwest Missouri St.	6-2	242	20
17. St. Cloud State (Minn.)	7-2	207	8
18. North Alabama	6-2	180	14
19. Angelo St. (Tex.)	8-1	172	NR
20. East Stroudsburg (Pa.)	6-2	170	6
21. Texas A&M-Kingsville	6-2	142	21t
22. Central Arkansas	7-2	137	23
23. West Chester (Pa.)	7-2	92	NR
24. Carson-Newman (Tenn.)	6-2	90	24
25. Nebraska-Omaha	6-2	77	NR

Others receiving votes: Michigan Tech, 67; Tarleton St. (Tex.), 31; North Carolina Central, 30; St. Augustine's (N.C.), 25; Edinboro (Pa.), 16; Missouri Western St., 11; C.W. Post (N.Y.), 2; Central Washington, 2; Fort Valley St. (Ga.), 2; Winona St. (Minn.), 2; Nebraska-Kearney, 1.


D2Football.com Poll

	Record	Last week
1 North Dakota	9-0	1
2 Grand Valley	8-0	2
3 Valdosta State	8-1	3
4 Bloomsburg	9-0	4
5 South Dakota	8-1	9
6 Saginaw Valley	7-1	11
7 Washburn	8-1	12
8 Presbyterian	8-1	13
9 Pittsburg State	7-2	14
10 Albany State	6-1	15
11 Northwood	7-2	5
12 Northwest Missouri	6-2	16
13 Arkansas Tech	7-1	17
14 Shepherd	9-0	18
15 East Stroudsburg	6-2	6
16 North Alabama	6-2	10
17 St. Cloud	7-2	7
18 West Texas A&M	8-1	8
19 West Chester	7-2	NR
20 Central Arkansas	7-2	21
21 Nebraska-Omaha	6-2	24
22 Texas A&M-Kingsville	6-2	19
23 Tuskegee	7-1	NR
24 Edinboro	6-2	22
25 Angelo State	8-1	NR

NCAA Regional Rankings

Southwest Regional Ranking (record) . . . Last Week's

1. Washburn (8-1)	1
2. Northwest Missouri State (6-2).	5
3. Angelo State (8-1)	9
4. West Texas A&M (8-1)	2
5. Pittsburg State (7-2)	6
6. Missouri Western State (7-2)	7
7. Nebraska-Kearney (7-2)	4
8. Texas A&M-Kingsville (6-2)	10
9. Tarleton State (6-2)	3
10. Central Missouri State (5-3)	8
11. Southeastern Oklahoma State (6-2)	11
12. Colorado School of Mines (5-4)	NR



ICHABOD OFFENSE

Quarterback Career Starts

- 10 Jordan Brill (6-4, 225, So.) . . . 10
18 Brandon Walker . . . (6-1, 205, Fr-Rs.) . . . 0

Running back

- 6 Trent Hearn (6-1, 220, Jr.) . . . 23
3 Ra'Shawn Mosley . . . (5-10, 200, So.) . . . 5

Fullback

- 30 Rawshawn Bland . . . (5-10, 237, Sr.) . . . 36
31 Chris McCann (5-9, 207, Jr.) . . . 0

Wide Receiver (X)

- 5 Mike Odupitan (6-1, 205, Sr.) . . . 29
81 Jake Lebahn (6-4, 192, So.) . . . 1

Wide Receiver (Z)

- 7 Cason Lehman (6-1, 210, Sr.) . . . 11
4 Aaron Gardiner (5-11, 195, Jr.) . . . 0

Tight End (Y)

- 80 Jeff Scott (6-4, 263, Sr.) . . . 22
32 James Martin (6-2, 252, So.) . . . 0

Left Tackle

- 62 Andy Kavanaugh . . . (6-3, 294, Fr-Rs.) . . . 9
51 Pat Mack (6-4, 276, Jr.) . . . 0

Left Guard

- 70 Rudy Su'e (6-1, 301, Sr.) . . . 21
64 Eric Eisenbarth (6-2, 276, So.) . . . 0

Center

- 54 Dan Schneider (6-0, 283, Jr.) . . . 9
59 David Becker (6-2, 293, Fr-Rs.) . . . 0

Right Guard

- 65 Jeff Rickard (6-3, 296, So.) . . . 9
63 Matt Neely (6-2, 247, So.) . . . 0

Right Tackle

- 77 Jim Holland (6-7, 287, Sr.) . . . 21
79 Brian Strand (6-4, 306, Jr.) . . . 0

ICHABOD DEFENSE

Defensive End Career Starts

- 90 Eric Lawrence (6-2, 246, Fr-Rs.) . . . 9
93 Andre King (6-1, 255, Jr.) . . . 0

Defensive Tackle

- 76 Trey Lewis (6-3, 276, Jr.) . . . 15
97 Nick Bull (6-2, 295, Jr.) . . . 6

Defensive Tackle

- 98 Zach Hemmerling . . . (6-5, 279, Jr.) . . . 21
64 Eric Eisenbarth (6-2, 276, So.) . . . 0

Defensive End

- 72 Cody Huenefeld (6-1, 267, Jr.) . . . 19
11 Sam Tossie (6-2, 250, So.) . . . 0

Outside Linebacker

- 22 Aaron Neal (6-0, 217, Jr.) . . . 9
24 Henry Talley (6-1, 204, Jr.) . . . 0

Inside Linebacker

- 44 Michael Gonzalez . . . (5-11, 223, Sr.) . . . 9
56 Aaron Hicks (6-0, 227, So.) . . . 0

Inside Linebacker

- 36 Grant Gould (6-3, 237, Sr.) . . . 38
48 Terell Cobb (6-0, 221, Sr.) . . . 1

Outside Linebacker

- 39 Josh Looney (6-2, 229, Sr.) . . . 42
1 Chris Brown (5-10, 200, Jr.) . . . 0

Cornerback

- 2 Fletcher Terrell (6-1, 190, Jr.) . . . 32
19 Marquetis Burgess . . . (5-11, 185, Jr.) . . . 0

Cornerback

- 28 Calvin Stuckey (6-2, 193, Sr.) . . . 21
25 Xavier Beckford (5-11, 183, Fr-Rs.) . . . 0

Free Safety

- 33 Adam Ewy (6-1, 201, So.) . . . 9
20 Erin Beck (5-11, 195, So.) . . . 4

ICHABOD SPECIALISTS

Punter

- 47 Curt Massey (6-1, 220, Sr.)
35 Ben Boswell (6-0, 179, Jr.)

PAT/FG

- 86 Connor Sabel (6-2, 180, Jr.)
88 Adam Azeltine (6-0, 181, Jr.)

Kickoffs

- 86 Connor Sabel (6-2, 180, Jr.)
88 Adam Azeltine (6-0, 181, Jr.)

Long Snapper

- 80 Jeff Scott (6-4, 263, Sr.)
56 Aaron Hicks (6-0, 227, Fr-Rs.)

Short Snapper

- 80 Jeff Scott (6-4, 263, Sr.)
98 Zach Hemmerling . . . (6-5, 279, Jr.)

Holder

- 7 Cason Lehman (6-1, 210, Sr.)
23 Jarod Tetuan (5-11, 198, So.)

Punt Return

- 23 Jarod Tetuan (5-11, 198, So.)
83 Sam Sissom (6-0, 195, Sr.)

Kickoff Return

- 5 Mike Odupitan (6-1, 205, Sr.)
2 Fletcher Terrell (6-1, 190, Jr.)



LION OFFENSE

Split End

- 81 TEDARYLMASON . . . (6-1, 203, SR.)
1 Otis Taylor (6-0, 203, So.)

Slot

- 23 COLIN BADO (5-6, 173, SO.)
85 Jamison Hummel (6-0, 210, Jr.)

Right Tackle

- 77 MATT STOUT (6-3, 300, SO.)
73 Nick Edwards (6-5, 281, Fr-R)

Right Guard

- 58 JUSTIN MAXWELL . . . (6-1, 303, JR.)
70 Noel Moore (6-1, 293, Fr-R)

Center

- 67 JASON STUMBO (6-0, 276, SR)
62 Tyler White (5-9, 240, Jr.)

Left Guard

- 66 JUSTIN REYNOLDS . . . (6-3, 285, SO.)
75 Boomer Cunningham . . (6-1, 290, Fr-R)

Left Tackle

- 76 ALLEN BARBRE (6-4, 296, JR)
74 Kyle Lathrop (6-4, 311, Fr-R)

Tight End

- 6 MATT FARRELL (6-1, 235, FR-R)
88 Brandon Penrose (6-2, 238, Sr.)

Flanker

- 2 DUSTIN BROMLEY . . . (6-0, 188, SR.)
11 Travis Brown (5-9, 178, Jr.)

Quarterback

- 14 ADAM HINSPETER . . . (6-5, 205, FR-R)
13 Nathan Emert (6-1, 207, So.)

Running back

- 22 DARTANGAN JOHNSON (6-0, 220, JR.)
37 Ronnell Newman (5-10, 205, Fr.)

LION DEFENSE

Defensive End

- 52 ELBERT JOHNSON (6-1, 241, JR.)
78 Joey Wagner (6-1, 223, So-R)

Defensive Tackle

- 44 KYLE MAYDEN (6-1, 260, JR.)
91 Devin Rutledge (6-3, 256, Jr.)

Nose Guard

- 97 BOBBYODIOR (5-10, 267, SO.)
93 Josh Baugh (6-2, 276, Fr-R)

Defensive End

- 90 B.J. RUSSOW (6-0, 241, SO.)
41 Lucas Williamson (6-2, 220, So.)

Strongside Linebacker

- 51 MATT CRANE (6-2, 218, SR.)
47 Jason Phelps (5-10, 227, Sr.)

Weakside Linebacker

- 49 ATIBABRADLEY (5-11, 236, SR.)
42 Jake Long (5-11, 231, Jr.)

Strong Safety

- 46 BLAKE MARTIN (5-11, 185, SR.)
10 Dennis Johnson (5-9, 185, Sr.)

Quick Safety

- 36 T.J. ONSTOTT (6-0, 206, SR.)
18 Joe Bettasso (6-0, 206, Sr.)

Left Cornerback

- 16 BEN AUGUSTIN (5-8, 171, JR.)
24 Keith Wyatt (6-2, 165, Fr-R)

Free Safety

- 27 JORDAN CHAPMAN (6-0, 184, JR.)
46 Blake Martin (5-11, 185, Sr.)

Right Cornerback

- 24 KEITH WYATT (6-2, 165, FR-R)
38 Dennis Bishop (6-0, 185, Jr.)

LION SPECIALISTS

Punter

- 87 BRANDON HAWKINS . . (5-6, 182, JR.)

Placekicker

- 39 SHANE MCBRIDE (5-5, 180, FR.)

Longsnapper

- 29 DUSTIN JOHNSON (5-7, 198, SO.)

Holder

- 2 DUSTIN BROMLEY (6-0, 188, SR.)

Kickoff Return

- 24 KEITH WYATT (6-2, 165, FR-R)
11 TRAVIS BROWN (5-9, 178, JR.)

Punt Return

- 11 TRAVIS BROWN (5-9, 178, JR.)
81 Tedaryl Mason (6-1, 203, Sr.)



2005 WASHBURN ICHABOD FOOTBALL



No.	Name (Pronunciations)	Pos	Ht	Wt	Cl	City, State/Previous School	No.	Name (Pronunciations)	Pos	Ht	Wt	Cl	City, State/Previous School
1	Chris Brown**	LB	5-10	200	Jr.	Kansas City, Mo./N. Kansas City HS	54	Dan Schneider	OL	6-0	283	Jr.	Topeka, Kan./Hayden HS/Butler County
2	Fletcher Terrell** (Ter-rell)	DB	6-1	190	Jr.	Minnetonka, Minn./Butler CC	55	Nathan Gaswick	LB	6-1	180	Fr.	Imperial, Neb./Chase County HS
3	Ra'Shawn Mosley* (Mows-ley)	RB	5-10	200	So.	San Antonio, Texas/Southwest HS	56	Aaron Hicks*	LB	6-0	227	So.	Olathe, Kan./Olathe North HS
4	Aaron Gardiner	WR	5-11	195	Jr.	Kansas City, Mo./Upper Iowa	57	Grant Hajek (Hi-check)	OL	6-3	275	Fr.	Omaha, Neb./Millard North HS
5	Mike Odupitan*** (O-doop-i-tawn)	WR	6-1	205	Sr.	Lake Worth, Fla./Lake Worth HS	58	Drew Bietau (Bee-taugh)	LB	6-1	190	Fr.	Manhattan, Kan./Manhattan HS
6	Trent Hearn**	RB	6-1	220	Jr.	Lancaster, Texas/Lancaster HS	59	David Becker	OL	6-2	293	Fr.-Rs.	Omaha, Neb./Millard South HS
7	Cason Lehman*** (Lay-man)	WR	6-1	210	Sr.	McPherson, Kan./McPherson HS	60	David Boucher (Boo-shay)	LB	5-10	190	Fr.	Smith Center, Kan./Smith Center HS
8	Heath Shelite	QB	6-1	180	Fr.	Kiowa, Kan./South Barber HS	61	James Daniels	LB	6-2	215	Fr.	Miramar, Fla./Carol City HS
9	Tommy Mangino	QB	5-11	185	So.	Lawrence, Kan./Lawrence HS	62	Andy Kavanaugh	OL	6-3	294	Fr.-Rs.	Lohrville, Iowa/Southern Cal HS
10	Jordan Brill*	QB	6-4	225	So.	Elkhorn, Neb./Elkhorn HS	63	Matt Neely	OL	6-2	247	So.	Topeka, Kan./Seaman HS
11	Sam Tossie	LB	6-2	250	So.	Hutchinson, Kan./Idaho	64	Eric Eisenbarth*	OL	6-2	276	So.	Holton, Kan./Holton HS
12	Cary Williams	DB	6-2	185	Jr.	Miami, Fla./Fordham University	65	Jeff Rickard	OL	6-3	296	So.	Westminster, Colo./Standley Lake HS
13	Roy Sims	DT	6-6	295	Jr.	San Benito, Calif./Gavilan College	66	Matt O'Leary	OL	6-6	264	Fr.	Andover, Kan./Andover Central HS
14	Steven Schuster (Shoe-ster)	DB	5-11	187	Fr.-Rs.	Topeka, Kan./Hayden HS	67	Ben Vann	DB	5-8	175	Fr.	Wichita, Kan./Independent HS
15	Beau Wofford (Wah-ford)	QB	6-5	210	Fr.	Independence, Mo./Truman HS	68	Clayton Calder	LB	5-9	170	Fr.	Olathe, Kan./Olathe South HS
16	Michael Wilhoite	S	6-2	205	Fr.	Topeka, Kan./Highland Park HS	69	Bryce Trump	FB	5-10	190	Fr.	Palco, Kan./Palco HS
18	Brandon Walker	QB	6-1	205	Fr.-Rs.	Garland, Texas/Lakeview HS	70	Rudy Sue* (Sue-ee)	OL	6-1	301	Sr.	San Diego, Calif./East Central (Miss.)
19	Marquetis Burgess* (Mar-quee-tis)	DB	5-11	185	Jr.	West Palm Beach, Fla./Palm Beach Lakes CHS	71	Ryan Hawthorne	FB	6-1	200	Fr.	Minden, Neb./Minden HS
20	Erin Beck*	FS	5-11	195	So.	Clafin, Kan./Clafin HS	72	Cody Huenefeld** (who-in-feld)	DE	6-1	267	Jr.	Aurora, Neb./Aurora HS
21	A.J. Patterson*	RB	5-10	200	So.	Topeka, Kan./Topeka West HS	73	Nick Schamaun	LB	6-1	180	Fr.	Great Bend, Kan./Great Bend HS
22	Aaron Neal**	LB	6-0	220	Jr.	Topeka, Kan./Butler County CC	74	John Hattrup	FB	5-10	200	Fr.	Wichita, Kan./Kapaun Mt. Carmel HS
23	Jarod Tetuan* (tet-juan)	WR	5-11	198	So.	Topeka, Kan./Hayden HS	75	Ben Bianchino (Bee-an-keeno)	DL	6-5	255	Fr.	Overland Park, Kan./Blue Valley West HS
24	Henry Talley III*	LB	6-1	204	So.	Kansas City, Mo./Park Hill South HS	76	Trey Lewis**	DL	6-3	276	Jr.	Topeka, Kan./Washburn Rural HS
25	Xavier Beckford	DB	5-11	183	Fr.-Rs.	Lauderhill, Fla./Boyd Anderson HS	77	Jim Holland***	OL	6-7	287	Sr.	Pittsburg, Kan./Pittsburg HS
26	Maurice Miller	FB	5-10	225	Jr.	Topeka, Kan./Fort Scott CC	78	Jake Righter (Rider)	LB	5-9	180	So.	Overland Park, Kan./Blue Valley HS
27	Marcus Shanahan	S	6-1	192	Fr.	Elkhorn, Neb./Elkhorn HS	79	Brian Strand	OL	6-4	306	So.	Venango, Neb./Nebraska Wesleyan
28	Calvin Stuckey* (Stuck-ee)	DB	6-2	193	Sr.	West Palm Beach, Fla./Los Angeles Valley Coll.	80	Jeff Scott***	TE	6-4	263	Sr.	Lenexa, Kan./Shawnee Mission West HS
29	Jake Forck	DB	6-0	181	Fr.-Rs.	Paola, Kan./Paola HS	81	Jake Lebahn*	WR	6-4	192	So.	Salina, Kan./Salina Central HS
30	Rawshawn Bland***	FB	5-10	237	Sr.	Lewisville, Texas/Lewisville HS	82	Joe Hastings	WR	6-0	160	Fr.	Wichita, Kan./Bishop Carroll HS
31	Chris McCann**	FB	5-9	207	Jr.	Liberal, Kan./Liberal HS	83	Sam Sissom***	WR	6-0	195	Sr.	Kansas City, Mo./Winnemoka HS
32	James Martin*	TE	6-2	252	So.	Topeka, Kan./Hayden HS	84	Drameagon Powers	WR	6-3	193	Fr.	Elkhart, Texas/Elkhart HS
33	Adam Ewy* (A-vee)	FS	6-1	201	So.	Maize, Kan./Maize HS/Cowley County CC	85	Mark Scott	TE	6-2	235	Fr.-Rs.	Lenexa, Kan./Shawnee Mission West HS
34	Lincoln White	LB	6-0	203	Fr.	Jupiter, Fla./Dwyer HS	86	Conner Sabel** (Say-bill)	PK	6-2	180	Jr.	Topeka, Kan./Hayden HS
35	Ben Boswell**	P	6-0	179	Jr.	Lenexa, Kan./Shawnee Mission West HS	87	Mark Opara (Oh-par-ah)	WR	6-2	190	Jr.	Derby, Kan./Independence Community College
36	Grant Gould***	LB	6-3	237	Sr.	Topeka, Kan./Highland Park HS	88	Adam Azeltine** (A-zul-tine)	PK	6-0	181	Jr.	Overland Park, Kan./Blue Valley HS
37	Michael Krajicek (Cry-check)	LB	6-0	195	Fr.	Gretna, Neb./Gretna HS	89	Matt Brown	WR	5-11	181	So.	St. Louis, Mo./Seckman HS
38	Marcus Miller	FB	5-10	225	Jr.	Topeka, Kan./Fort Scott CC	90	Eric Lawrence	DE	6-2	246	Fr.-Rs.	Belleglade, Fla./Glades Central Community HS
39	Josh Looney***	LB	6-2	229	Sr.	Overland Park, Kan./Southwest Missouri State	91	Drew Shaver	WR	5-10	175	Fr.-Rs.	Larned, Kan./Larned HS
40	Ben Muir (Me-your)	LB	6-2	225	Fr.	Belton, Mo./Belton HS	92	Justin Knutzen	TE	6-3	230	Fr.-Rs.	Stilwell, Kan./Blue Valley HS
41	Taylor Bauer	LB	5-10	185	Fr.-Rs.	Olathe, Kan./Olathe East HS	93	Andre King	DE	6-1	255	Jr.	Lawton, Okla./Fort Scott CC
42	Tab Yager	RB	5-10	180	Fr.	Topeka, Kan./Hayden HS	94	Dustin Moyer*	DE	6-2	252	So.	Eudora, Kan./Eudora HS
43	Zach Watkins	LB	6-0	195	Fr.	Independence, Mo./Truman HS	95	Mitch Birt*	DE	6-2	267	So.	Omaha, Neb./Millard North HS
44	Michael Gonzalez*	LB	5-11	223	Sr.	San Jose, Calif./West Valley College (Calif.)	96	Brandon Jackson	DL	6-2	267	Fr.	Kansas City, Mo./Liberty HS
45	Kyle Ingenthron	LB	5-11	170	Fr.	Topeka, Kan./Hayden HS	97	Chris Lockwood	DL	6-2	265	Fr.	Topeka, Kan./Seaman HS
46	Chad Blow	FB	6-2	235	Fr.	Topeka, Kan./Washburn Rural	98	Zach Hemmerling**	DE	6-5	279	Jr.	Hutchinson, Kan./Hutchinson HS
47	Curtis Massey*	P	6-1	220	Sr.	Arkansas City, Kan./Coffeyville CC	99	Nick Bull**	DL	6-2	295	Jr.	Elkhorn, Neb./Elkhorn HS
48	Terrell Cobb***	LB	6-0	221	Sr.	Boynton Beach, Fla./Butler County CC	* = Number of Letters						Head Coach: Craig Schurig
49	Jeremy Assal*	FB	5-9	200	So.	Overland Park, Kan./Blue Valley Northwest HS							Assistant Coaches: Brian Miller, Chris Brown, Rob Robinson, David Trupp and Cooper Harris
51	Pat Mack**	OL	6-4	276	Jr.	Omaha, Neb./Millard North HS							Graduate Assistant Coaches: Zac Nally, Dion Meneley, Justin Schreiber and Cassidy McCrite
52	Brad Haug (Hog)	LB	5-10	207	Fr.	Seneca, Kan./B&B Baileyville HS							
53	Michael Fields	S	6-1	180	Fr.	Miami, Fla./Booker T. Washington HS							

2005 Results (8-1, 6-0 MIAA)

Date	Opponent	Score	Time	Attend
Aug 27	at #14 Colorado Mines	W 28-17	2:58	2143
Sep 03	WESTERN WASHINGTON	W 31-21	3:03	4765
Sep 10	*CENTRAL MO. ST.	W 42-27	3:06	5840
Sep 17	at Central Washington	L 42-48	3:26	3316
Sep 23	*at Southwest Baptist	W 56-21	3:15	1938
Oct 01	*#4 PITTSBURG STATE	W 35-34	3:15	6498
Oct 08	*#5 Northwest Missouri	W 31-28	3:00	5494
Oct 15	*TRUMAN STATE	W 21-14	3:15	6734
Oct 22	*EMPORIA STATE	W 42-14	2:43	6678
*MIAA Game				

Team Statistics

	WU	OPP
SCORING	328	224
Points Per Game	36.4	24.9
FIRST DOWNS	187	191
Rushing	70	83
Passing	99	88
Penalty	18	20
RUSHING YARDAGE	1574	1290
Yards gained rushing	1860	1614
Yards lost rushing	286	324
Rushing Attempts	358	362
Average Per Rush	4.4	3.6
Average Per Game	174.9	143.3
TDs Rushing	20	12
PASSING YARDAGE	2157	2090
Att-Comp-Int	235-135-9	311-184-18
Average Per Pass	9.2	6.7
Average Per Catch	16.0	11.4
Average Per Game	239.7	232.2
TDs Passing	20	16
TOTAL OFFENSE	3731	3380
Total Plays	593	673
Average Per Play	6.3	5.0
Average Per Game	414.6	375.6
KICK RETURNS: #-YARDS	34-746	42-773
PUNT RETURNS: #-YARDS	21-203	20-245
INT RETURNS: #-YARDS	18-240	9-82
KICK RETURN AVERAGE	21.9	18.4
PUNT RETURN AVERAGE	9.7	12.2
INT RETURN AVERAGE	13.3	9.1
FUMBLES-LOST	22-12	15-7
PENALTIES-YARDS	73-643	69-612
Average Per Game	71.4	68.0
PUNTS-YARDS	38-1382	45-1642
Average Per Punt	36.4	36.5
Net punt average	27.8	29.3
TIME OF POSSESSION/GAME	28:16	31:43
3RD-DOWN CONVERSIONS	40/110	51/137
3rd-Down Pct	36%	37%
4TH-DOWN CONVERSIONS	8/14	12/23
4th-Down Pct	57%	52%
SACKS BY-YARDS	26-174	19-141
MISC YARDS	0	20
TOUCHDOWNS SCORED	46	29
FIELD GOALS-ATTEMPTS	2-6	6-10
PAT-ATTEMPTS	46-46	24-25
ATTENDANCE	23837	19569
Games/Avg Per Game	4/5959	5/3914

SCORE BY QUARTERS	1st	2nd	3rd	4th	OT	Total
Washburn	87	91	77	66	7	328
Opponents	40	72	57	49	6	224

Offensive Statistics

Rushing	GP	Att	Gain	Loss	Net	Avg	TD	Long	Avg/G
Hearn,Trent	9	171	939	26	913	5.3	13	76	101.4
Mosley,Ra'Shawn	7	67	419	17	402	6.0	4	32	57.4
Walker,Brandon	7	38	265	45	220	5.8	2	78	31.4
Patterson,A.J.	5	13	90	2	88	6.8	0	53	17.6
Brown,Chris	9	3	26	0	26	8.7	0	13	2.9
McCann,Chris	4	7	28	3	25	3.6	0	10	6.2
Bland,Rawshaw	9	7	23	0	23	3.3	1	7	2.6
Odupitan,Mike	9	6	18	4	14	2.3	0	9	1.6
Tetuan,Jarod	8	1	4	0	4	4.0	0	4	0.5
Mangino,Tommy	3	1	2	0	2	2.0	0	2	0.7
TM-Ichabods	7	13	0	65	-65	-5.0	0	0	-9.3
Brill,Jordan	9	31	46	124	-78	-2.5	0	8	-8.7
Total.....	9	358	1860	286	1574	4.4	20	78	174.9
Opponents.....	9	362	1614	324	1290	3.6	12	58	143.3


PASSING	G	Effic	Att-Comp-Int	Pct	Yds	TD	Lng	Avg/G
Brill,Jordan	9	157.38	228-132-9	57.9	2129	20	82	236.6
Walker,Brandon	7	119.87	3-2-0	66.7	19	0	14	2.7
Mangino,Tommy	3	87.80	2-1-0	50.0	9	0	9	3.0
Total.....	9	154.97	235-135-9	57.4	2157	20	82	239.7
Opponents.....	9	121.02	311-184-18	59.2	2090	16	81	232.2

RECEIVING	G	No.	Yds	Avg	TD	Long	Avg/G
Odupitan,Mike	9	39	696	17.8	6	45	77.3
Lehman,Cason	9	29	331	11.4	2	22	36.8
Lebahn,Jake	9	15	319	21.3	5	52	35.4
Scott,Jeff	9	11	206	18.7	2	57	22.9
Sissom,Sam	2	7	231	33.0	3	82	115.5
Tetuan,Jarod	8	7	141	20.1	2	49	17.6
Gardiner,Aaron	9	7	101	14.4	0	26	11.2
Mosley,Ra'Shawn	7	7	27	3.9	0	14	3.9
Bland,Rawshaw	9	6	61	10.2	0	17	6.8
Hearn,Trent	9	5	34	6.8	0	11	3.8
Walker,Brandon	7	1	7	7.0	0	7	1.0
McCann,Chris	4	1	3	3.0	0	3	0.8
Total.....	9	135	2157	16.0	20	82	239.7
Opponents.....	9	184	2090	11.4	16	81	232.2

PUNT RETURNS	No.	Yds	Avg	TD	Long
Tetuan,Jarod	9	108	12.0	0	20
Lehman,Cason	4	29	7.2	0	14
Terrell,Fletcher	3	15	5.0	0	1
Mosley,Ra'Shawn	3	19	6.3	0	15
Brown,Chris	1	10	10.0	0	0
Sissom,Sam	1	7	7.0	0	7
Lebahn,Jake	0	15	0.0	1	15
Total.....	21	203	9.7	1	20
Opponents.....	20	245	12.2	0	50

INTERCEPTIONS	No.	Yds	Avg	TD	Long
Terrell,Fletcher	5	97	19.4	2	66
Beck,Erin	2	-1	-0.5	0	0
Gould,Grant	2	52	26.0	1	26
Bull,Nick	2	12	6.0	0	12
Stuckey,Calvin	2	71	35.5	0	55
Huenefeld,Cody	1	2	2.0	0	2
Cobb,Terrell	1	1	1.0	0	1
Looney,Josh	1	4	4.0	0	4
Lawrence,Eric	1	0	0.0	0	0
Neal,Aaron	1	2	2.0	0	2
Total.....	18	240	13.3	3	66
Opponents.....	9	82	9.1	1	37

2005 WASHBURN ICHABOD FOOTBALL



KICK RETURNS	No.	Yds	Avg	TD	Long
Odupitan, Mike	16	312	19.5	0	35
Terrell, Fletcher	10	314	31.4	2	100
Tetuan, Jarod	6	94	15.7	0	26
Gardiner, Aaron	1	21	21.0	0	21
Lehman, Cason	1	5	5.0	0	5
Total.....	34	746	21.9	2	100
Opponents.....	42	773	18.4	0	51

FUMBLE RETURNS	No.	Yds	Avg	TD	Long
Total.....	0	0	0.0	0	0
Opponents.....	1	20	20.0	0	20

SCORING	TD	FGs	PAT Kick	PAT Rush	PAT Rcv	PAT Pass	Saf	PTS
Hearn, Trent	13	0-0	0-0	0-0	0	0-0	0	78
Sabel, Connor	0	2-6	46-46	0-0	0	0-0	0	52
Lebahn, Jake	6	0-0	0-0	0-0	0	0-0	0	36
Odupitan, Mike	6	0-0	0-0	0-0	0	0-0	0	36
Terrell, Fletcher	4	0-0	0-0	0-0	0	0-0	0	24
Mosley, Ra'Shawn	4	0-0	0-0	0-0	0	0-0	0	24
Sissom, Sam	3	0-0	0-0	0-0	0	0-0	0	18
Walker, Brandon	2	0-0	0-0	0-0	0	0-0	0	12
Scott, Jeff	2	0-0	0-0	0-0	0	0-0	0	12
Lehman, Cason	2	0-0	0-0	0-0	0	0-0	0	12
Tetuan, Jarod	2	0-0	0-0	0-0	0	0-0	0	12
Bland, Rawshawn	1	0-0	0-0	0-0	0	0-0	0	6
Gould, Grant	1	0-0	0-0	0-0	0	0-0	0	6
Total.....	46	2-6	46-46	0-0	0	0-0	0	328
Opponents.....	29	6-10	24-25	0-0	3	3-4	1	224

TOTAL OFFENSE	G	Plays	Rush	Pass	Total	Avg/G
Brill, Jordan	9	259	-78	2129	2051	227.9
Hearn, Trent	9	171	913	0	913	101.4
Mosley, Ra'Shawn	7	67	402	0	402	57.4
Walker, Brandon	7	41	220	19	239	34.1
Patterson, A.J.	5	13	88	0	88	17.6
Brown, Chris	9	3	26	0	26	2.9
McCann, Chris	4	7	25	0	25	6.2
Bland, Rawshawn	9	7	23	0	23	2.6
Odupitan, Mike	9	6	14	0	14	1.6
Mangino, Tommy	3	3	2	9	11	3.7
Tetuan, Jarod	8	1	4	0	4	0.5
TM-Ichabods	7	15	-65	0	-65	-9.3
Total.....	9	593	1574	2157	3731	414.6
Opponents.....	9	673	1290	2090	3380	375.6

PUNTING	No.	Yds	Avg	Long	TB	FC	I20	Blkd
Massey, Curtis	36	1361	37.8	54	4	1	9	1
Boswell, Ben	1	21	21.0	21	0	0	0	0
TM-Ichabods	1	0	0.0	0	0	0	0	0
Total.....	38	1382	36.4	54	4	1	9	1
Opponents.....	45	1642	36.5	64	6	1	11	3

KICKOFFS	No.	Yds	Avg	TB	OB	Retn	Net	YdLn
Sabel, Connor	57	3208	56.3	10	1			
Total.....	57	3208	56.3	10	1	773	39.2	25
Opponents.....	41	2360	57.6	4	2	746	37.4	27

FIELD GOALS	FGM-FGA	Pct	01-19	20-29	30-39	40-49	50+	Blk
Sabel, Connor	2-6	33.3	0-0	1-2	0-1	1-3	0-0	0


FG SEQUENCE	Washburn	OPPONENTS
Colorado Mines	-	(38)
Western Washington	45,(41)	-
Central Mo. St.	-	(32)
Central Washington	-	(42),(27),31
Southwest Baptist	43	-
Pittsburg State	27	32
NW Missouri State	(23)	(19),(33)
Truman	38	37
Emporia State	-	46

ALL PURPOSE	G	Rush	Rec	PR	KOR	IR	Tot	Avg/G
Odupitan, Mike	9	14	696	0	312	0	1022	113.6
Hearn, Trent	9	913	34	0	0	0	947	105.2
Mosley, Ra'Shawn	7	402	27	19	0	0	448	64.0
Terrell, Fletcher	9	0	0	15	314	97	426	47.3
Lehman, Cason	9	0	331	29	5	0	365	40.6
Tetuan, Jarod	8	4	141	108	94	0	347	43.4
Lebahn, Jake	9	0	319	15	0	0	334	37.1
Sissom, Sam	2	0	231	7	0	0	238	119.0
Walker, Brandon	7	220	7	0	0	0	227	32.4
Scott, Jeff	9	0	206	0	0	0	206	22.9
Gardiner, Aaron	9	0	101	0	21	0	122	13.6
Patterson, A.J.	5	88	0	0	0	0	88	17.6
Bland, Rawshawn	9	23	61	0	0	0	84	9.3
Stuckey, Calvin	9	0	0	0	0	71	71	7.9
Gould, Grant	9	0	0	0	0	52	52	5.8
Brown, Chris	9	26	0	10	0	0	36	4.0
McCann, Chris	4	25	3	0	0	0	28	7.0
Bull, Nick	10	0	0	0	0	12	12	1.2
Looney, Josh	9	0	0	0	0	4	4	0.4
Huenefeld, Cody	9	0	0	0	0	2	2	0.2
Neal, Aaron	9	0	0	0	0	2	2	0.2
Mangino, Tommy	3	2	0	0	0	0	2	0.7
Cobb, Terrell	9	0	0	0	0	1	1	0.1
Beck, Erin	9	0	0	0	0	-1	-1	-0.1
TM-Ichabods	7	-65	0	0	0	0	-65	-9.3
Brill, Jordan	9	-78	0	0	0	0	-78	-8.7
Total.....	9	1574	2157	203	746	240	4920	546.7
Opponents.....	9	1290	2090	245	773	82	4480	497.8

Defensive Statistics

	GP	UT	AT	TT	TFL	Sacks	Int-Yds	PD	QBH	FR-Yds	FF	BLK	Saf
Gould, Grant	9	44	58	102	12-50	6-42	2-52	2	1	1-0	1	.	.
Gonzalez, Mike	9	33	38	71	9-16	.	.	4	.	3-0	2	.	.
Neal, Aaron	9	26	24	50	3-5	1-4	1-2	1
Cobb, Terrell	9	21	24	45	2-2	1-0	1-1	1	.	1-0	2	.	.
Terrell, Fletcher	9	28	15	43	1-17	.	5-97	8	.	.	.	2	.
Tetuan, Jarod	8	25	18	43	.	.	.	1	.	.	1	.	.
Looney, Josh	9	17	25	42	6-24	3-13	1-4	.	.	.	1	.	.
Lawrence, Eric	9	15	23	38	10-30	5-21	1-0	1	.	.	1	.	.
Beck, Erin	9	9	26	35	.	.	2--1	1
Lewis, Trey	9	16	18	34	7-38	4-33	1	.	.
Tossie, Sam	7	15	12	27	6-28	3-25	.	1	.	.	1	.	.
Talley, Henry	9	22	5	27	1-5	.	.	1
Stuckey, Calvin	9	13	10	23	1-1	.	2-71	6
Hemmerling, Z.9	9	12	21	3-16	3-16	.	.	2	.	.	.	1	.
Beckford, X.	9	12	5	17	1-1	.	.	1
Huenefeld, C.	9	8	8	16	7-26	3-10	1-2	2
Hicks, Aaron	9	7	8	15	1-0	.	.	.
Ewy, Adam	4	5	10	15	.	.	.	2
Sims, Roy	6	6	9	15	3-4	2-3	.	1
Bull, Nick	10	5	6	11	1-1	.	2-12
King, Andre	7	5	4	9	3-22	1-6
Brown, Chris	9	3	6	9	.	.	.	2	.	1-0	.	1	.
Eisenbarth, Eric	8	3	5	8	2-4
Burgess, M.	3	3	2	5
Lehman, Cason	9	3	1	4
Bland, Rawshawn	9	1	3	4
Lebahn, Jake	9	3	1	4	1-16
Gardiner, Aaron	9	3	1	4
Scott, Jeff	9	.	4	4
Moyer, Dustin	2	1	2	3	2-1	2-1	.	1
Schuster, Steven	5	1	2
Kavanaugh, A.	7	.	1	1
Forck, Jake	4	1	.	1
Total.....	9	366	386	752	81-307	26-174	18-240	39	1	7-0	10	4	.
Opponents.....	9	306	319	625	64-224	19-141	9-82	23	2	12-20	15	1	1

2005 WASHBURN ICHABOD FOOTBALL



Game By Game Rushing

	No-Yds/TD	CSM	WWU	CMSU	CWU	SBU	PSU	NWMSU	TSU	ESU	MSSU	MWSU
Hearn,Trent	171-913/13	21-106/1	16-94/1	13-90/1	10-53/0	10-63/1	30-162/3	33-107/3	27-178/2	11-60/1		
Mosley,Ra'Shawn	67-402/4	13-68/0	14-64/1	12-78/1	11-80/1	10-72/1	6-36/0	DNP	1-4/0	DNP		
Walker,Brandon	38-220/2	DNP	3-81/1	8-38/0	6-19/0	8-33/0	3-17/0	3--1/0	DNP	7-33/1		
Patterson,A.J.	13-88/0	1--1/0	1-2/0	1-3/0	DNP	6-70/0	DNP	DNP	DNP	4-14/0		
Brown,Chris	3-26/0	-	-	-	-	-	-	-	-	3-26/0		
McCann,Chris	7-25/0	DNP	DNP	2-10/0	DNP	-	DNP	-	DNP	5-15/0		
Bland,Rawshawn	7-23/1	-	-	-	2-8/0	1-1/1	-	-	2-8/0	2-6/0		
Odupitan,Mike	6-14/0	1--3/0	1-7/0	-	1--1/0	1-2/0	1-9/0	-	1-0/0	-		
Tetuan,Jarod	1-4/0	-	-	1-4/0	-	-	-	-	-	DNP		
Mangino,Tommy	1-2/0	-	DNP	-	DNP	1-2/0	DNP	DNP	DNP	DNP		
Ichabods	13--65/0	3--3/0	2--2/0	3--38/0	DNP	DNP	1--1/0	1--17/0	2--3/0	1--1/0		
Brill,Jordan	31--78/0	3--23/0	5--20/0	3--7/0	8-2/0	2-4/0	3--6/0	2--11/0	3--18/0	2-1/0		

Game By Game Receiving

	No-Yds/D	CSM	WWU	CMSU	CWU	SBU	PSU	NWMSU	TSU	ESU	MSSU	MWSU
Odupitan,Mike	39-696/6	4-57/0	6-119/0	5-111/1	3-22/0	3-74/1	4-70/0	6-105/1	5-79/1	3-59/2		
Lehman,Cason	29-331/2	-	3-33/0	4-49/1	3-29/0	4-47/1	5-70/0	3-23/0	6-68/0	1-12/0		
Lebahn,Jake	15-319/5	-	-	1-9/0	3-91/2	2-56/1	2-51/1	4-32/0	1-8/0	2-72/1		
Sissom,Sam	7-231/3	7-231/3	-	DNP	DNP	DNP	DNP	DNP	DNP	DNP		
Scott,Jeff	11-206/2	3-60/0	-	-	2-62/2	-	1-9/0	2-37/0	3-38/0	-		
Tetuan,Jarod	7-141/2	-	2-47/0	1-7/1	4-87/1	-	-	-	-	DNP		
Gardiner,Aaron	7-101/0	-	-	-	-	-	1-12/0	3-33/0	3-56/0	-		
Bland,Rawshawn	6-61/0	-	-	-	3-18/0	1-12/0	-	1-17/0	-	1-14/0		
Hearn,Trent	5-34/0	-	-	-	-	-	1-10/0	1-11/0	1-0/0	2-13/0		
Mosley,Ra'Shawn	7-27/0	-	-	2-6/0	4-24/0	-	1--3/0	DNP	-	DNP		
Walker,Brandon	1-7/0	DNP	-	-	-	1-7/0	-	-	DNP	-		
McCann,Chris	1-3/0	DNP	DNP	-	DNP	-	DNP	1-3/0	DNP	-		

Game By Game Passing

#10 Brill,Jordan	Att	Comp	Int	Pct	Yards	TD	Long	Sack	Yds	Effic
Colorado Mines	25	14	1	56.0	348	3	82	2	23	204.5
Western Washington	18	11	0	61.1	199	0	49	4	28	154.0
Central Mo. St.	21	13	1	61.9	182	3	45	1	11	172.3
Central Washington	39	21	1	53.8	328	5	57	3	16	161.7
Southwest Baptist	17	10	1	58.8	187	3	47	0	0	197.7
Pittsburg State	23	14	3	60.9	205	1	36	2	11	124.0
NW Missouri State	31	21	0	67.7	261	1	31	1	6	149.1
Truman	39	19	2	48.7	249	1	28	2	19	100.6
Emporia State	15	9	0	60.0	170	3	52	1	1	221.2
TOTALS	228	132	9	57.9	2129	20	82	16	115	157.4

#18 Walker,Brandon	Att	Comp	Int	Pct	Yards	TD	Long	Sack	Yds	Effic
Central Washington	1	1	0	100.0	5	0	5	0	0	142.0
Pittsburg State	1	1	0	100.0	14	0	14	0	0	217.6
Emporia State	1	0	0	0.0	0	0	0	0	0	0.0
TOTALS	3	2	0	66.7	19	0	14	3	26	119.9

#9 Mangino,Tommy	Att	Comp	Int	Pct	Yards	TD	Long	Sack	Yds	Effic
Southwest Baptist	2	1	0	50.0	9	0	9	0	0	87.8
TOTALS	2	1	0	50.0	9	0	9	0	0	87.8


Game By Game Punt Returns

	No-Yds	CSM	WWU	CMSU	CWU	SBU	PSU	NWMSU	TSU	ESU	MSSU	MWSU
Tetuan,Jarod	9-108	1-2	-	1-16	-	-	2-28	1-6	4-56	DNP		
Lehman,Cason	4-29	-	-	-	1-8	-	-	-	-	3-21		
Mosley,Ra'Shawn	3-19	-	-	-	-	2-21	1--2	DNP	-	DNP		
Terrell,Fletche	3-15	-	-	-	-	-	-	2-14	1-1	-		
Brown,Chris	1-10	-	-	-	-	1-10	-	-	-	-		
Sissom,Sam	1-7	-	1-7	DNP	DNP	DNP	DNP	DNP	DNP	DNP		

Game By Game Kickoff Returns

	No-Yds	CSM	WWU	CMSU	CWU	SBU	PSU	NWMSU	TSU	ESU	MSSU	MWSU
Terrell,Fletche	10-314	-	-	2-140	3-55	-	1-83	3-32	1-4	-		
Odupitan,Mike	16-312	3-49	3-64	-	5-109	1-29	3-36	-	-	1-25		
Tetuan,Jarod	6-94	1-14	1-26	-	-	2-29	-	1-18	1-7	DNP		
Gardiner,Aaron	1-21	-	-	-	-	-	-	1-21	-	-		
Lehman,Cason	1-5	-	-	1-5	-	-	-	-	-	-		

2005 WASHBURN ICHABOD FOOTBALL



Game By Game Punting

Curtis Massey	No	Yds	Avg	Long	Blkd	TB	FC	50+	I20
Colorado Mines	5	207	41.4	48	0	2	0	0	0
Western Washington	4	144	36.0	53	0	0	0	2	1
Central Missouri	2	45	22.5	33	0	1	0	0	0
at Central Washington	4	168	42.0	49	0	0	0	0	0
Pittsburg State	2	82	41.0	44	1	0	0	0	2
Truman	6	215	35.8	44	0	0	0	0	3
Emporia State	5	224	44.8	54	0	1	1	1	0
Totals	36	1361	37.8	54	1	4	1	5	9

Game By Game Interception Returns

	No-Yds	CSM	WWU	CMSU	CWU	SBU	PSU	NWMSU	TSU	ESU	MSSU	MWSU
Terrell, Fletche	5-97	2-0	1-23	-	-	1-8	-	-	-	1-66	-	-
Gould, Grant	2-52	-	-	-	-	1-26	-	-	1-26	-	-	-
Stuckey, Calvin	2-71	1-16	-	-	-	-	1-55	-	-	-	-	-
Beck, Erin	2--1	1--1	-	-	-	-	-	-	1-0	-	-	-
Bull, Nick	2-12	-	-	1-12	-	-	1-0	-	-	-	-	-
Huenefeld, Cody	1-2	-	-	-	-	-	-	1-2	-	-	-	-
Neal, Aaron	1-2	-	-	-	-	-	-	1-2	-	-	-	-
Cobb, Terell	1-1	-	-	-	-	-	-	-	1-1	-	-	-
Looney, Josh	1-4	-	-	-	-	1-4	-	-	-	-	-	-
Lawrence, Eric	1-0	-	-	-	-	-	-	-	-	1-0	-	-

Game By Game Sacks


	UA-A	TOT	CSM	WWU	CMSU	CWU	SBU	PSU	NWMSU	TSU	ESU	MSSU	MWSU
Gould, Grant	4-2	6	2-15	-	1-11	2-6	1-10	-	-	-	-	-	-
Lawrence, Eric	2-3	5	1-1	-	-	-	1-7	1-3	-	1-3	1-7	-	-
Lewis, Trey	3-1	4	-	1-7	-	-	-	-	3-26	-	-	-	-
Looney, Josh	2-1	3	1-1	-	-	-	-	-	1-5	1-7	-	-	-
Hemmerling, Zach	1-2	3	-	1-6	-	-	1-7	-	-	1-3	-	-	-
Huenefeld, Cody	1-2	3	-	-	-	1-4	-	-	1-2	1-4	-	-	-
Tossie, Sam	2-1	3	DNP	DNP	-	2-10	-	-	1-15	-	-	-	-
Moyer, Dustin	1-1	2	2-1	-	DNP	DNP	DNP	DNP	DNP	DNP	DNP	-	-
Sims, Roy	2-0	2	-	1-2	1-1	-	-	-	DNP	DNP	DNP	-	-
Neal, Aaron	0-1	1	-	-	-	-	-	-	-	1-4	-	-	-
King, Andre	1-0	1	-	-	DNP	-	-	-	DNP	1-6	-	-	-
Cobb, Terell	1-0	1	-	-	-	-	-	1-0	-	-	-	-	-

Game By Game Tackles for Loss

	UA-A	TOT	CSM	WWU	CMSU	CWU	SBU	PSU	NWMSU	TSU	ESU	MSSU	MWSU
Gould, Grant	6-6	12	2-15	-	1-11	3-8	4-12	-	-	1-1	1-3	-	-
Lawrence, Eric	4-6	10	1-1	-	3-7	-	2-8	2-4	-	1-3	1-7	-	-
Gonzalez, Mike	5-4	9	-	-	1-1	2-5	2-2	-	3-4	-	1-4	-	-
Huenefeld, Cody	4-3	7	2-12	-	1-0	2-8	-	-	1-2	1-4	-	-	-
Lewis, Trey	5-2	7	-	1-7	-	-	1-1	-	4-28	-	1-2	-	-
Looney, Josh	4-2	6	1-1	-	2-7	-	1-4	-	1-5	1-7	-	-	-
Tossie, Sam	3-3	6	DNP	DNP	1-1	2-10	-	-	2-16	1-1	-	-	-
Sims, Roy	2-1	3	-	1-2	2-2	-	-	-	DNP	DNP	DNP	-	-
King, Andre	3-0	3	-	1-15	DNP	1-1	-	-	DNP	1-6	-	-	-
Neal, Aaron	0-3	3	-	-	1-1	-	1-0	-	-	1-4	-	-	-
Hemmerling, Zach	1-2	3	-	1-6	-	-	1-7	-	-	1-3	-	-	-
Cobb, Terell	1-1	2	-	-	-	-	1-0	-	-	1-2	-	-	-
Eisenbarth, Eric	1-1	2	-	-	-	-	-	DNP	-	1-1	1-3	-	-
Moyer, Dustin	1-1	2	2-1	-	DNP	DNP	DNP	DNP	DNP	DNP	DNP	-	-
Stuckey, Calvin	1-0	1	-	-	-	-	-	-	1-1	-	-	-	-
Bull, Nick	1-0	1	1-1	-	-	-	-	-	-	-	-	-	-
Beckford, Xavier	0-1	1	-	-	-	-	1-1	-	-	-	-	-	-
Talley, Henry	1-0	1	-	-	-	-	1-5	-	-	-	-	-	-
Terrell, Fletche	1-0	1	-	-	1-17	-	-	-	-	-	-	-	-
Lebahn, Jake	1-0	1	-	1-16	-	-	-	-	-	-	-	-	-

Game By Game Tackles - Leaders

	UA-A	TOT	CSM	WWU	CMSU	CWU	SBU	PSU	NWMSU	TSU	ESU	MSSU	MWSU
Gould, Grant	44-58	102	5-7	3-7	6-5	6-6	3-9	5-5	2-6	5-8	9-5	-	-
Gonzalez, Mike	33-38	71	3-4	1-1	1-7	4-1	2-7	10-8	7-2	1-8	4-0	-	-
Neal, Aaron	26-24	50	2-3	0-3	4-5	3-2	2-1	7-3	0-2	4-3	4-2	-	-
Cobb, Terell	21-24	45	2-5	4-7	0-1	1-2	3-2	1-1	3-2	2-2	5-2	-	-
Terrell, Fletche	28-15	43	1-3	3-2	3-1	2-1	5-0	5-0	5-2	4-5	0-1	-	-
Tetuan, Jarod	25-18	43	-	1-2	4-2	1-1	4-3	9-3	3-5	3-2	DNP	-	-
Looney, Josh	17-25	42	0-2	3-2	2-5	1-3	2-4	1-2	1-4	5-3	2-0	-	-
Lawrence, Eric	15-23	38	2-7	0-1	1-3	-	4-4	4-3	0-2	1-2	3-1	-	-
Beck, Erin	9-26	35	2-3	2-8	1-6	1-3	1-2	0-1	-	2-2	0-1	-	-
Lewis, Trey	16-18	34	1-1	4-1	1-4	1-1	1-3	1-3	4-2	-	3-3	-	-
Tossie, Sam	15-12	27	DNP	DNP	0-1	4-3	2-2	2-1	1-2	3-3	3-0	-	-
Talley, Henry	22-5	27	2-0	3-1	-	3-0	8-2	1-0	2-0	-	3-2	-	-



INDIVIDUAL GAME HIGHS

Rushes	33	Hearn,Trent at NW Missouri State (Oct 08)
Yards Rushing	178	Hearn,Trent vs Truman (Oct 15)
TD Rushes	3	Hearn,Trent vs Pittsburg State (Oct 01)
		Hearn,Trent at NW Missouri State (Oct 08)
Long Rush	78	Walker,Brandon vs Western Washington (Sep 03)
Pass attempts	39	Brill,Jordan at Central Washington (Sep 17)
		Brill,Jordan vs Truman (Oct 15)
Pass completions	21	Brill,Jordan at Central Washington (Sep 17)
		Brill,Jordan at NW Missouri State (Oct 08)
Yards Passing	348	Brill,Jordan at Colorado Mines (Aug 27)
TD Passes	5	Brill,Jordan at Central Washington (Sep 17)
Long Pass	82	Brill,Jordan at Colorado Mines (Aug 27)
Receptions	7	Sissom,Sam at Colorado Mines (Aug 27)
Yards Receiving	231	Sissom,Sam at Colorado Mines (Aug 27)
TD Receptions	3	Sissom,Sam at Colorado Mines (Aug 27)
Long Reception	82	Sissom,Sam at Colorado Mines (Aug 27)
Field Goals	1	Sabel,Connor vs Western Washington (Sep 03)
		Sabel,Connor at NW Missouri State (Oct 08)
Long Field Goal	41	Sabel,Connor vs Western Washington (Sep 03)
Punts	6	Massey,Curtis vs Truman (Oct 15)
Punting Avg	44.8	Massey,Curtis at Emporia State (Oct 22)
Long Punt	54	Massey,Curtis at Emporia State (Oct 22)
Long Punt Return	20	Tetuan,Jarod vs Pittsburg State (Oct 01)
Long Kickoff Return	100	Terrell,Fletcher vs Central Mo. St. (Sep 10)
Tackles	18	Gonzalez,Mike vs Pittsburg State (Oct 01)
Sacks	3.0	Lewis,Trey at NW Missouri State (Oct 08)
Tackles For Loss	4.0	Gould,Grant at Southwest Baptist (Sep 23)
		Lewis,Trey at NW Missouri State (Oct 08)
Interceptions	2	Terrell,Fletcher at Colorado Mines (Aug 27)

TEAM GAME HIGHS

Rushes	44	vs Pittsburg State (Oct 01)
Yards Rushing	247	at Southwest Baptist (Sep 23)
Yards Per Rush	6.3	at Southwest Baptist (Sep 23)
TD Rushes	3	vs Western Washington (Sep 03)
		at Southwest Baptist (Sep 23)
		vs Pittsburg State (Oct 01)
		at NW Missouri State (Oct 08)
Pass attempts	40	at Central Washington (Sep 17)
Pass completions	22	at Central Washington (Sep 17)
Yards Passing	348	at Colorado Mines (Aug 27)
Yards Per Pass	13.9	at Colorado Mines (Aug 27)
TD Passes	5	at Central Washington (Sep 17)
Total Plays	78	at Central Washington (Sep 17)
Total Offense	494	at Central Washington (Sep 17)
Yards Per Play	7.6	at Southwest Baptist (Sep 23)
Points	56	at Southwest Baptist (Sep 23)
Sacks By	5	at NW Missouri State (Oct 08)
First Downs	25	at Central Washington (Sep 17)
Penalties	11	vs Western Washington (Sep 03)
		at Central Washington (Sep 17)
		at Southwest Baptist (Sep 23)
Penalty Yards	110	at Central Washington (Sep 17)
Turnovers	6	vs Pittsburg State (Oct 01)
Interceptions By	4	at Colorado Mines (Aug 27)

OPPONENT INDIVIDUAL GAME HIGHS

Rushes	29	Levenson,Jerard, vs Truman (Oct 15)
Yards Rushing	150	Race,Germaine, vs Pittsburg State (Oct 01)
TD Rushes	3	Race,Germaine, vs Pittsburg State (Oct 01)
Long Rush	58	Monrean,James, vs Western Washington (Sep 03)
Pass attempts	51	Long,Michael, vs Truman (Oct 15)
Pass completions	29	Garrett Mehl, at Colorado Mines (Aug 27)
Yards Passing	338	Reilly, at Central Washington (Sep 17)
TD Passes	3	Korrodi,Toby, vs Central Mo. St. (Sep 10)
		Reilly, at Central Washington (Sep 17)
Long Pass	81	Korrodi,Toby, vs Central Mo. St. (Sep 10)
Receptions	12	Justin Gallas, at Colorado Mines (Aug 27)
Yards Receiving	148	Justin Gallas, at Colorado Mines (Aug 27)
TD Receptions	2	Brookreson, at Central Washington (Sep 17)
Long Reception	81	Hefner,Micah, vs Central Mo. St. (Sep 10)
Field Goals	2	Sadler, at Central Washington (Sep 17)
		Frevert,Tommy, at NW Missouri State (Oct 08)
Long Field Goal	42	Sadler, at Central Washington (Sep 17)
Punts	8	Kamphoefner,M., vs Truman (Oct 15)
Punting Avg	45.7	Sadler, at Central Washington (Sep 17)
Long Punt	64	Frankel,Matt, vs Central Mo. St. (Sep 10)
Long Punt Return	50	Potucek, at Central Washington (Sep 17)
Long Kickoff Return	51	Justin Gallas, at Colorado Mines (Aug 27)
Tackles	12	Lattimer,Josh, vs Pittsburg State (Oct 01)
Sacks	2.0	Jared Heath, at Colorado Mines (Aug 27)
Tackles For Loss	3.0	Jared Heath, at Colorado Mines (Aug 27)
		Shamblin,Brett, vs Pittsburg State (Oct 01)
		Waters,Ryan, at NW Missouri State (Oct 08)
Interceptions	1	Nick Gilbreath, at Colorado Mines (Aug 27)
		Race,Greg, vs Central Mo. St. (Sep 10)
		Burch, at Central Washington (Sep 17)
		King,Klint, at Southwest Baptist (Sep 23)
		Shamblin,Brett, vs Pittsburg State (Oct 01)
		Dellasega,Nick, vs Pittsburg State (Oct 01)
		Sauber,Matt, vs Pittsburg State (Oct 01)
		Giglio,Larry, vs Truman (Oct 15)
		Mayson,Josh, vs Truman (Oct 15)

OPPONENT TEAM GAME HIGHS

Rushes	62	at Southwest Baptist (Sep 23)
Yards Rushing	305	vs Pittsburg State (Oct 01)
Yards Per Rush	5.5	vs Pittsburg State (Oct 01)
TD Rushes	3	vs Pittsburg State (Oct 01)
Pass attempts	53	at Colorado Mines (Aug 27)
Pass completions	32	at Colorado Mines (Aug 27)
Yards Passing	338	at Central Washington (Sep 17)
Yards Per Pass	10.6	at Central Washington (Sep 17)
TD Passes	3	vs Central Mo. St. (Sep 10)
		at Central Washington (Sep 17)
Total Plays	86	vs Pittsburg State (Oct 01)
Total Offense	517	vs Pittsburg State (Oct 01)
Yards Per Play	6.2	at Central Washington (Sep 17)
Points	48	at Central Washington (Sep 17)
Sacks By	4	vs Western Washington (Sep 03)
First Downs	34	vs Pittsburg State (Oct 01)
Penalties	12	at Central Washington (Sep 17)
Penalty Yards	117	at Southwest Baptist (Sep 23)
Turnovers	5	at Colorado Mines (Aug 27)
		vs Pittsburg State (Oct 01)
Interceptions By	3	vs Pittsburg State (Oct 01)

After trading possessions with the Orediggers, Brill and Sissom hooked up again for an 82-yard touchdown to put the Ichabods up 14-0. The Ichabods would increase their lead to 21-0 after Sissom caught his final TD pass capping a 7-play, 97-yard drive after the Ichabod defense held the Orediggers out of the endzone from inside the Washburn 10

Washburn	14	7	7	0	28
No. 14 Colorado Mines	0	3	7	7	17

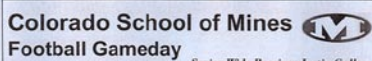
WU 14:33 Sissom,Sam 62 yd pass from Brill,Jordan
Sabel,Connor kick
WU 10:06 Sissom,Sam 82 yd pass from Brill,Jordan
Sabel,Connor kick

WU 00:29 Sissom,Sam 6 yd pass from Brill,Jordan -
Sabel,Connor kick

CSM	11:54	Corey Huck 6 yd pass from Garrett Mehl		
Aaron Abel kick	8-49	2:58	21	10

Sabel,Connor kick

CSM 06:46 Justin Gallas 7 yd pass from Garrett Mehl
Aaron Abel kick



Colorado Mines added a touchdown late, but would not get any closer.

Senior Grant Gould had 12 tackles including two sacks for the Ichabods, giving him 343 for his career, needing seven to break the current school record of 349 held by Tony Scollieri.

	WU	CSM
FIRST DOWNS	19	23
Rushing	7	7
Passing	12	15
Penalty	0	1
NET YARDS RUSHING	144	76
Rushing Attempts	42	29
Average Per Rush	3.4	2.6
Yards Gained Rushing	181	107
Yards Lost Rushing	37	31
NET YARDS PASSING	348	303
Completions-Attempts-Int	14-25-1	32-53-4
Average Per Attempt	13.9	5.7
Average Per Completion	24.9	9.5
TOTAL OFFENSE YARDS	492	379
Total offense plays	67	82
Average Gain Per Play	7.3	4.6
Fumbles: Number-Lost	1-1	3-1
Penalties: Number-Yards	7-64	0-0
PUNTS-YARDS	5-207	3-99
Average Yards Per Punt	41.4	33.0
Net Yards Per Punt	24.8	32.3
Inside 20	0	2
KICKOFFS-YARDS	5-294	4-235
Average Yards Per Kickoff	58.8	58.8
Net Yards Per Kickoff	37.2	43.0
Touchbacks	2	0
Punt returns: Number-Yards-TD	1-2-0	3-43-0
Average Per Return	2.0	14.3
Kickoff returns: Number-Yds-TD	4-63-0	3-68-0
Average Per Return	15.8	22.7
Interceptions: Number-Yds-TD	4-15-0	1-3-0
Fumble Returns: Number-Yds-TD	0-0-0	1-20-0
Possession Time	27:50	32:10
Third-Down Conversions	6 of 14	3 of 15
Fourth-Down Conversions	0 of 1	5 of 7
Red-Zone Scores-Chances	2-2	2-4
Sacks By: Number-Yards	4-18	2-23
PAT Kicks	4-4	2-2

Aaron Abel	2nd	00:03	38 yds	Good
------------	-----	-------	--------	------

TOPEKA -- The Washburn Ichabods improved to 2-0 with a 31-21 win over Western Washington on Saturday in Yager Stadium.

The Ichabods found themselves down early as the Vikings' All-America wide receiver Andy Olson scored on an 8-yard reverse putting Western Washington up 7-0. The Ichabods would crack the scoring column on the ensuing drive on a career-long 41-yard field goal by Connor Sabel.

Ra'Shawn Mosley put the Ichabods up for good as he capped a 58-yard drive with a 4-yard touchdown run.

The Ichabods scored again on the very next play from scrimmage as the Fletcher Terrell picked off a Jame Monrean pass and return it 23 yards for a touchdown to give the Ichabods a 17-7 lead before the end of the first quarter.

The Ichabods added another score as Brandon Walker came in at quarterback and scampered 78 yards for a touchdown to put the 'Bods up 24-7. Trent Hearn rushed 19 yards for a touchdown at the 6:17 mark of the


second quarter to put the Ichabods up 31-7, but that would be all the scoring for the Ichabods as they were shutout by the Vikings in the second half.

The Vikings' offense came alive as Monrean would hit Olson for a 35-yard touchdown strike with 4:09 left in the half and Darrius Tuggle for a 28-yard connection with 11 seconds left in the half to end the scoring for both teams.

Grant Gould became

Washburn's all-time leading tackler by collecting his 353rd of his career on the afternoon. He finished the game with 10 tackles, passing Tony Scollieri who had 349 for his career at Washburn. Terrell Cobb led the Ichabods with 11 tackles and a forced fumble.

The Ichabods racked up 425 yards in total offense behind Hearn's 94 yards rushing on 16 carries. Jordan Brill was 11 for 18 for 199 yards and Mike Odupitan had six catches for 119 yards.



Score by Quarters

Western Washington	7	14	0	0	21
Washburn	17	14	0	0	31

Scoring Summary

1st Quarter

WWU	09:22	Olson, Andy	8 yd run
		Younggren, Ace	kick
WU	05:14	Sabel, Connor	41 yd field goal
WU	01:51	Mosley, Ra'Shawn	4 yd run
		Sabel, Connor	kick
WU	01:36	Terrell, Fletcher	23 yd interception return
		Sabel, Connor	kick

2nd Quarter

WU	12:02	Walker, Brandon	78 yd run
		Sabel, Connor	kick
WU	06:17	Hearn, Trent	19 yd run
		Sabel, Connor	kick
WWU	04:09	Olson, Andy	35 yd pass from Monrean, James
		Younggren, Ace	kick
WWU	00:11	Tuggle, Darrius	28 yd pass from Monrean, James
		Younggren, Ace	kick

Team Stats

	WWU	WU
FIRST DOWNS	19	21
Rushing	8	10
Passing	9	8
Penalty	2	3
NET YARDS RUSHING	137	226
Rushing Attempts	32	42
Average Per Rush	4.3	5.4
Yards Gained Rushing	183	268
Yards Lost Rushing	46	42
NET YARDS PASSING	266	199
Completions-Attempts-Int	22-39-1	11-18-0
Average Per Attempt	6.8	11.1
Average Per Completion	12.1	18.1
TOTAL OFFENSE YARDS	403	425
Total offense plays	71	60
Average Gain Per Play	5.7	7.1
Fumbles: Number-Lost	4-2	5-3
Penalties: Number-Yards	6-60	11-93
PUNTS-YARDS	5-161	4-144
Average Yards Per Punt	32.2	36.0
50+ Yards	0	2
KICKOFFS-YARDS	4-228	6-372
Average Yards Per Kickoff	57.0	62.0
Net Yards Per Kickoff	34.5	46.7
Touchbacks	0	1
Punt returns: Number-Yards-TD	2-25-0	1-7-0
Average Per Return	12.5	7.0
Kickoff returns: Number-Yds-TD	4-72-0	4-90-0
Average Per Return	18.0	22.5
Interceptions: Number-Yds-TD	0-0-0	1-23-1
Fumble Returns: Number-Yds-TD	0-0-0	0-0-0
Miscellaneous Yards	0	0
Possession Time	30:10	29:50
Third-Down Conversions	3 of 13	3 of 10
Fourth-Down Conversions	0 of 3	1 of 1
Red-Zone Scores-Chances	1-1	2-2
Sacks By: Number-Yards	4-28	3-15
PAT Kicks	3-3	4-4

Western Washington 21 Washburn 31

Sept. 3, 2005 • Topeka, Kan. • Yager Stadium
Attendance: 4,765

Washburn

Rushing	No	Gain	Loss	Net	TD	Lg	Avg
Hearn, Trent	16	99	5	94	1	19	5.9
Walker, Brandon	3	84	3	81	1	78	27.0
Mosley, Ra'Shawn	14	70	6	64	1	13	4.6
Odupitan, Mike	1	7	0	7	0	7	7.0
Patterson, A.J.	1	2	0	2	0	2	2.0
TM-Ichabods	2	0	2	-2	0	0	-1.0
Brill, Jordan	5	6	26	-20	0	6	-4.0
Totals...	42	268	42	226	3	78	5.4

Passing	Att	Cmp	Int	Yds	TD	Long	Sack
Brill, Jordan	18	11	0	199	0	49	4
Totals...	18	11	0	199	0	49	4

Receiving	No.	Yds	TD	Long
Odupitan, Mike	6	119	0	38
Lehman, Cason	3	33	0	19
Tetuan, Jarod	2	47	0	49
Totals...	11	199	0	49

Punting	No.	Yds	Avg	Long	In20	TB
Massey, Curtis	4	144	36.0	53	1	0
Totals...	4	144	36.0	53	1	0

All Returns	No	Yds	Lg	No	Yds	Lg	No	Yds	Lg
Odupitan, Mike	0	0	0	3	64	35	0	0	0
Tetuan, Jarod	0	0	0	1	26	26	0	0	0
Sisson, Sam	1	7	7	0	0	0	0	0	0
Terrell, Fletcher	0	0	0	0	0	0	1	23	23
Totals...	1	7	7	4	90	35	1	23	23

Field Goals

Sabel, Connor	1st	11:16	45 yds	Missed
Sabel, Connor	1st	05:14	41 yds	Good

Western Washington

Rushing	No	Gain	Loss	Net	TD	Lg	Avg
Monrean, James	8	80	30	50	0	58	6.2
Carlyle, Jake	11	44	0	44	0	12	4.0
Jackson, Jordyn	5	30	0	30	0	13	6.0
Tuggle, Darrius	6	21	0	21	0	5	3.5
Olson, Andy	1	8	0	8	1	8	8.0
Team	1	0	16	-16	0	0	-16.0
Totals...	32	183	46	137	1	58	4.3

Passing	Att	Cmp	Int	Yds	TD	Long	Sack
Monrean, James	39	22	1	266	2	36	3
Totals...	39	22	1	266	2	36	3

Receiving	No.	Yds	TD	Long
Olson, Andy	6	105	1	36
Upchurch, Brett	6	76	0	20
Wilson, Matt	2	20	0	15
Carlyle, Jake	2	17	0	16
Yoney, Nick	2	12	0	6
Robinson, Chris	2	6	0	6
Tuggle, Darrius	1	28	1	28
Jackson, Jordyn	1	2	0	2
Totals...	22	266	2	36

Punting	No.	Yds	Avg	Long	In20	TB
Anderson, Corbin	5	161	32.2	39	2	1
Totals...	5	161	32.2	39	2	1

All Returns	No	Yds	Lg	No	Yds	Lg	No	Yds	Lg
Olson, Andy	1	19	19	0	0	0	0	0	0
Jackson, Jordyn	0	0	0	2	42	33	0	0	0
Dell, Casey	1	6	6	0	0	0	0	0	0
Russell, Zach	0	0	0	2	30	16	0	0	0
Totals...	2	25	19	4	72	33	0	0	0

Field Goals


no attempts

TOPEKA - The Washburn Ichabods improved to 3-0 after toping Central Missouri 42-27 in Yager Stadium. The win was the sixth straight overall win dating back to last season - something that no Ichabod team has done since 1964 - while in the process snapping an eight-game losing streak to the Mules.

The Ichabods jumped on the board first as Jordan Brill hooked up with Mike Odupitan on a 45-yard pass reception capping a six-play, 95-yard drive. The Mules would score their only two points in the first half on a safety late in the first quarter.

The Ichabods rounded out the scoring in the first half with a 7-yard touchdown pass to Jarod Tetuan. It was a busy day for Tetuan as he played both offense and defense for the Ichabods as well as special teams. He had one rush, one carry, one punt return and six tackles in the game.

In the second half, the Mules jumped on the board first as Spencer Webb hit a 32-yard field goal. The teams traded scores as the Cason Lehman caught a 19-yard touchdown pass from Brill - the second of his third TD passes on the day. After a CMSU score to cut the lead



to 21-13, Fletcher Terrell set a Washburn record and became the 13th person in MIAA history to return a kickoff for 100 yards to push the lead back to 15.

The Ichabods would add another score on a Ra'Shawn Mosley 25-yard touchdown run. The Mules would score to cut the lead to 35-19.

Washburn running back Trent Hearn would close out the Ichabod scoring with a 39-yard run to push the lead back to 42-19. The Mules added the final score on a touchdown pass rounding out the scoring at

42-27.

The Ichabod defense held the Mules to 87 yards of total offense in the first half. Grant Gould led the Ichabods with nine tackles including one sack. Aaron Neal had nine tackles. Nick Bull had the Ichabods only interception of the game and he returned in 12 yards to set up a Washburn touchdown.

Trent Hearn led the Washburn rushing attack with 90 yards and one touchdown. Ra'Shawn Mosley had 78 yards and the team overall had 178 yards.

Mike Odupitan had five catches for 111 yards and one touchdown.

Score by Quarters

Central Mo. St.	2	0	11	14	27
Washburn	7	7	14	14	42

Scoring Summary

1st Quarter

WU	07:15	Odupitan, Mike	45 yd pass from Brill, Jordan
		Sabel, Connor	kick
CMSU	00:25	TEAM	safety

2nd Quarter

WU	12:14	Tetuan, Jarod	7 yd pass from Brill, Jordan
		Sabel, Connor	kick

3rd Quarter

CMSU	08:21	Webb, Spencer	32 yd field goal
WU	02:22	Lehman, Cason	19 yd pass from Brill, Jordan
		Sabel, Connor	kick
CMSU	01:23	Hefner, Micah	81 yd pass from Korrodi, Toby
		Walker, Delanie	pass
WU	01:10	Terrell, Fletche	100 yd kickoff return
		Sabel, Connor	kick

4th Quarter

WU	08:51	Mosley, Ra'Shawn	25 yd run
		Sabel, Connor	kick
CMSU	04:44	Caldwell, Will	10 yd pass from Korrodi, Toby
		Korrodi, Toby	pass failed
WU	04:00	Hearn, Trent	39 yd run
		Sabel, Connor	kick
CMSU	02:08	Walker, Delanie	15 yd pass from Korrodi, Toby
		Hefner, Micah	pass

Team Stats

	CMSU	WU
FIRST DOWNS	17	22
Rushing	4	8
Passing	9	11
Penalty	4	3
NET YARDS RUSHING	68	178
Rushing Attempts	33	43
Average Per Rush	2.1	4.1
Yards Gained Rushing	115	232
Yards Lost Rushing	47	54
NET YARDS PASSING	247	182
Completions-Attempts-Int	22-38-1	13-21-1
Average Per Attempt	6.5	8.7
Average Per Completion	11.2	14.0
TOTAL OFFENSE YARDS	315	360
Total offense plays	71	64
Average Gain Per Play	4.4	5.6
Fumbles: Number-Lost	1-0	2-1
Penalties: Number-Yards	9-66	8-97
PUNTS-YARDS	7-296	3-66
Average Yards Per Punt	42.3	22.0
Net Yards Per Punt	31.4	15.3
KICKOFFS-YARDS	3-195	8-459
Average Yards Per Kickoff	65.0	57.4
Touchbacks	1	4
Punt returns: Number-Yards-TD	0-0-0	1-16-0
Average Per Return	0.0	16.0
Kickoff returns: Number-Yards-TD	4-48-0	3-145-1
Average Per Return	12.0	48.3
Interceptions: Number-Yards-TD	1-0-0	1-12-0
Fumble Returns: Number-Yards-TD	0-0-0	0-0-0
Miscellaneous Yards	0	0
Possession Time	31:01	28:59
Third-Down Conversions	7 of 18	5 of 11
Fourth-Down Conversions	1 of 2	1 of 3
Red-Zone Scores-Chances	3-3	2-2
Sacks By: Number-Yards	1-11	2-12
PAT Kicks	0-0	6-6
Field Goals	1-1	0-0

Central Missouri 27 Washburn 42

Sept. 10, 2005 • Topeka, Kan. • Yager Stadium
Attendance: 5,840

Washburn									
Rushing	No	Gain	Loss	Net	TD	Lg	Avg		
Hearn, Trent	13	91	1	90	1	39	6.9		
Mosley, Ra'Shawn	12	81	3	78	1	25	6.5		
Walker, Brandon	8	39	1	38	0	11	4.8		
McCann, Chris	2	10	0	10	0	10	5.0		
Tetuan, Jarod	1	4	0	4	0	4	4.0		
Patterson, A.J.	1	3	0	3	0	3	3.0		
Brill, Jordan	3	4	11	-7	0	3	-2.3		
TM-Ichabods	3	0	38	-38	0	0	-12.7		
Totals...	43	232	54	178	2	39	4.1		
Passing	Att	Cmp	Int	Yds	TD	Long	Sack		
Brill, Jordan	21	13	1	182	3	45	1		
Totals...	21	13	1	182	3	45	1		
Receiving	No.	Yds	TD	Long					
Odupitan, Mike	5	111	1	45					
Lehman, Cason	4	49	1	19					
Mosley, Ra'Shawn	2	6	0	5					
Lebahn, Jake	1	9	0	9					
Tetuan, Jarod	1	7	1	7					
Totals...	13	182	3	45					
Punting	No.	Yds	Avg	Long	In20	TB			
Boswell, Ben	1	21	21.0	21	0	0			
Massey, Curtis	2	45	22.5	33	0	1			
Totals...	3	66	22.0	33	0	1			
Punts	No	Yds	Lg	No	Yds	Lg	No	Yds	Lg
All Returns	0	0	0	1	5	5	0	0	0
Lehman, Cason	0	0	0	1	5	5	0	0	0
Tetuan, Jarod	1	16	16	0	0	0	0	0	0
Bull, Nick	0	0	0	0	0	0	1	12	12
Terrell, Fletcher	0	0	0	2	140	100	0	0	0
Totals...	1	16	16	3	145	100	1	12	12

Field Goals
no attempts

Central Missouri									
Rushing	No	Gain	Loss	Net	TD	Lg	Avg		
Caldwell, Will	21	79	7	72	0	16	3.4		
Spiegel, Mike	5	28	0	28	0	16	5.6		
Walker, Delanie	1	2	0	2	0	2	2.0		
Bouknight, Jim	2	6	5	1	0	6	0.5		
TEAM	1	0	17	-17	0	0	-17.0		
Korrodi, Toby	3	0	18	-18	0	0	-6.0		
Totals...	33	115	47	68	0	16	2.1		
Passing	Att	Cmp	Int	Yds	TD	Long	Sack		
Korrodi, Toby	25	17	0	215	3	81	2		
Spiegel, Mike	13	5	1	32	0	10	0		
Totals...	38	22	1	247	3	81	2		
Receiving	No.	Yds	TD	Long					
Caldwell, Will	7	54	1	10					
Walker, Delanie	4	38	1	15					
Jacobsen, Matt	3	30	0	15					
Bouknight, Jim	2	15	0	13					
Zwilling, Zach	2	13	0	7					
Maxwell, Ted	2	12	0	7					
Hefner, Micah	1	81	1	81					
McCartney, Jason	1	4	0	4					
Totals...	22	247	3	81					
Punting	No.	Yds	Avg	Long	In20	TB			
Frankel, Matt	7	296	42.3	64	2	3			
Totals...	7	296	42.3	64	2	3			
Punts	No	Yds	Lg	No	Yds	Lg	No	Yds	Lg
All Returns	0	0	0	1	29	29	0	0	0
Walker, Delanie	0	0	0	1	18	18	0	0	0
Bouknight, Jim	0	0	0	0	0	0	1	0	0
Race, Greg	0	0	0	0	0	0	1	0	0
Patton, Dustin	0	0	0	1	1	0	0	0	0
Harris, Robert	0	0	0	1	0	0	0	0	0
Totals...	0	0	0	4	48	29	1	0	0

Field Goals

Webb, Spencer 3rd 08:21 32 yds Good


ELLENSBURG, Wash. - The Washburn Ichabods fell for the first time this season coming up short in the comeback bid dropping a 48-42 decision to Central Washington.

The Ichabods found themselves down 14-0 less than eight minutes into the game as the Wildcats scored the first two touchdowns of the game. The Ichabods jumped on the scoreboard with 4:44 remaining in the first quarter as Ra'Shawn Mosley capped a 6-play, 65 yard drive cutting the score to 14-7.

Central Washington (2-2) would score of the first play of the ensuing drive as they scored on a 52-yard touchdown to increase the lead to 21-7. It would be the first seven of a total of 24-unanswered points the Wildcats would score to build the lead to 38-7 with 9:06 remaining in the first half.

The Ichabods responded as quarterback Jordan Brill connected with Jarod Tetuan on a 24-yard touchdown strike to cut the lead to 38-14. After forcing a three-and-out, the Ichabods scored with 1:27 left in the first half as Jeff Scott caught a 57-yard touchdown reception from Bill cutting the lead to 38-21.

The Wildcats received the second half with the football and after the Ichabods forced the Wildcats into putting formation, Fletcher Terrell blocked the Central Washington punt and recovered it on the Wildcats' 4-yard line, but an offsides penalty on the Ichabods on the 4th and four gave the Wildcats the first down. On that same drive, the Ichabods' Josh Looney picked off a Mike Riley pass as the Wildcat quarterback he was running out of bounds, however the officials ruled they had an inadvertent whistle giving possession back to the Wildcats. The Wildcats would continue to drive and kick a 27-yard field goal to push the lead to 41-21 with 9:05 left in the third quarter. Central Washington would add another touchdown on their next possession.



Washburn would then mount their comeback as Scott caught his second touchdown pass of the afternoon from Brill - this time a 5-yard completion to cut the lead to 48-28 with 1:05 left in the third quarter.

On the Ichabods' next possession, Washburn drove 80-yards in 10 plays as Brill hit Jake Lebahn for a 27-yard touchdown pass. It was Lebahn's first touchdown of his career.

The Ichabods defense forced a missed field goal by the Wildcats and the Ichabods took the ball back over with 4:01 remaining in the game.

Brill then led the Ichabods on another 80-yard drive hitting Lebahn with an 18-yard touchdown hook-up to cut the lead to 48-42 with 3:04 left.

The Ichabods forced the Wildcats into punt formation again,

but the Ichabods were called with a roughing the kicker penalty and the Wildcats regained possession. The Ichabod defense pushed the Wildcats into another punt and the Ichabods took over with 1:11 remaining.

Brill would hit Mosley over the middle for 11-yards. After a CWU offsides penalty, Brill again hit Mosley to push the ball up to the Central Washington 47. The Ichabods would get no closer as three passes into the end zone fell incomplete handing the Ichabods the 48-42 loss.

Brill passed was 21-of-39 for 328 yards and a career-high five touchdown passes - two touchdown passes going to Lebahn and to Scott who finished with 91 and 62 yards receiving respectively. Tetuan had four receptions for 87 yards and the one touchdown reception.

On defense, the Ichabods were led by Grant Gould who had 12 tackles (six solo) including three tackles for loss and two sacks. Sam Tossie had seven tackles.

Score by Quarters

Washburn	7	14	7	14	42
Central Washington	21	17	10	0	48

Scoring Summary

1st Quarter

CWU	10:29	Hall 2 yd run	Sadler kick
CWU	07:39	Hall 1 yd run	Sadler kick
WU	04:44	Mosley, Ra'Shawn 32 yd run	
		Sabel, Connor kick	

CWU	04:26	Brookreson 52 yd pass from Reilly	Sadler kick
-----	-------	-----------------------------------	-------------

2nd Quarter

CWU	14:54	Potucek 27 yd pass from Reilly	Sadler kick
CWU	13:55	Burch 37 yd interception return	Sadler kick
CWU	09:06	Sadler 42 yd field goal	
WU	04:34	Tetuan, Jarod 24 yd pass from Brill	Jordan

Sabel, Connor kick

WU	01:07	Scott, Jeff 57 yd pass from Brill	Jordan
----	-------	-----------------------------------	--------

Sabel, Connor kick

3rd Quarter

CWU	09:05	Sadler 27 yd field goal	
WU	04:05	Brookreson 5 yd pass from Reilly	Sadler kick
WU	01:06	Scott, Jeff 5 yd pass from Brill	Jordan
		Sabel, Connor kick	

4th Quarter

WU	09:57	Lebahn, Jake 27 yd pass from Brill	Jordan
----	-------	------------------------------------	--------

Sabel, Connor kick

WU	03:04	Lebahn, Jake 18 yd pass from Brill	Jordan
----	-------	------------------------------------	--------

Sabel, Connor kick

Team Stats

	WU	CWU
FIRST DOWNS	25	21
Rushing	9	5
Passing	16	11
Penalty	0	5
NET YARDS RUSHING	161	74
Rushing Attempts	38	34
Average Per Rush	4.2	2.2
Yards Gained Rushing	193	108
NET YARDS PASSING	333	338
Completions-Attempts-Int	22-40-1	19-32-0
Average Per Attempt	8.3	10.6
Average Per Completion	15.1	17.8
TOTAL OFFENSE YARDS	494	412
Total offense plays	78	66
Average Gain Per Play	6.3	6.2
Fumbles: Number-Lost	3-1	0-0
Penalties: Number-Yards	11-110	12-80
PUNTS-YARDS	4-168	3-137
Average Yards Per Punt	42.0	45.7
Net Yards Per Punt	24.0	36.3
KICKOFFS-YARDS	7-355	9-523
Average Yards Per Kickoff	50.7	58.1
Punt returns: Number-Yards-TD	1-8-0	4-72-0
Average Per Return	8.0	18.0
Kickoff returns: Number-Yds-TD	8-164-0	4-64-0
Average Per Return	20.5	16.0
Interceptions: Number-Yds-TD	0-0-0	1-37-1
Fumble Returns: Number-Yds-TD	0-0-0	0-0-0
Miscellaneous Yards	0	0
Possession Time	30:59	29:01
Third-Down Conversions	9 of 18	6 of 14
Fourth-Down Conversions	3 of 3	0 of 0
Red-Zone Scores-Chances	2-2	4-5
Sacks By: Number-Yards	4-20	3-16
PAT Kicks	6-6	6-6
Field Goals	0-0	2-3

Washburn 42 Central Washington 48

Sept. 17, 2005 • Ellensburg, Wash.

Tomlinson Stadium • Attendance: 3,316

Washburn									
Rushing	No	Gain	Loss	Net	TD	Lg	Avg		
Mosley,Ra'Shawn	11	82	2	80	1	32	7.3		
Hearn,Trent	10	54	1	53	0	11	5.3		
Walker,Brandon	6	26	7	19	0	17	3.2		
Bland,Rawshaw	2	8	0	8	0	7	4.0		
Brill,Jordan	8	23	21	2	0	8	0.2		
Odupitan,Mike	1	0	1	-1	0	0	-1.0		
Totals...	38	193	32	161	1	32	4.2		
Passing	Att	Cmp	Int	Yds	TD	Long	Sack		
Brill,Jordan	39	21	1	328	5	57	3		
Walker,Brandon	1	1	0	5	0	5	0		
Totals...	40	22	1	333	5	57	3		
Receiving	No.	Yds	TD	Long					
Tetuan,Jarod	4	87	1	37					
Mosley,Ra'Shawn	4	24	0	14					
Lebahn,Jake	3	91	2	46					
Lehman,Cason	3	29	0	13					
Odupitan,Mike	3	22	0	11					
Bland,Rawshaw	3	18	0	9					
Scott,Jeff	2	62	2	57					
Totals...	22	333	5	57					
Punting	No.	Yds	Avg	Long	In20	TB			
Massey,Curtis	4	168	42.0	49	0	0			
Totals...	4	168	42.0	49	0	0			
	Punts		Kickoffs		Intercepts				
All Returns	No	Yds	Lg	No	Yds	Lg	No	Yds	Lg
Lehman,Cason	1	8	8	0	0	0	0	0	0
Odupitan,Mike	0	0	0	5	109	29	0	0	0
Terrell,Fletcher	0	0	0	3	55	24	0	0	0
Totals...	1	8	8	8	164	29	0	0	0
Field Goals									
no attempts									

Central Washington

Rushing	No	Gain	Loss	Net	TD	Lg	Avg
Hall	22	58	12	46	2	13	2.1
Reilly	9	41	20	21	0	14	2.3
Barto	1	9	0	9	0	9	9.0
Fletcher	1	0	0	0	0	0	0.0
Bennett	1	0	2	-2	0	0	-2.0
Totals...	34	108	34	74	2	14	2.2
Passing	Att	Cmp	Int	Yds	TD	Long	Sack
Reilly	32	19	0	338	3	57	4
Totals...	32	19	0	338	3	57	4
Receiving	No.	Yds	TD	Long			
Potucek	7	117	1	37			
Brookreson	4	78	2	52			
Boonstra	3	88	0	57			
Barto	2	11	0	8			
Montgomery	1	17	0	17			
Hall	1	16	0	16			
Robertson	1	11	0	11			
Totals...	19	338	3	57			
Punting	No.	Yds	Avg	Long	In20	TB	
Sadler	3	137	45.7	49	0	1	
Totals...	3	137	45.7	49	0	1	
Punts							
All Returns	No	Yds	Lg	No	Yds	Lg	No
Potucek	4	72	50	0	0	0	0
Barto	0	0	0	2	20	18	0
Burch	0	0	0	0	0	0	1
Yerxa	0	0	0	1	1	1	0
Fletcher	0	0	0	1	43	43	0
Totals...	4	72	50	4	64	43	1
Intercepts							
Field Goals							
Sadler	2nd	09:06	42 yds	Good			
Sadler	3rd	09:05	27 yds	Good			
Sadler	4th	04:01	31 yds	Missed			


BOLIVAR, Mo. - The Washburn Ichabods scored 42 unanswered points in a 56-21 comeback win over Southwest Baptist at Plaster Stadium Saturday. Washburn trailed 21-14 late in the first half before dominating the second half en route to victory. With the win, Washburn improved to 4-1 and 2-0 in the MIAA.

Washburn suffered an early turnover to lead to an SBU touchdown just over a minute into the game on Rony Santil's touchdown reception.

Grant Gould turned the tables on the Bearcats by running in a interception return 26 yards for a touchdown minutes later.

The two squads traded scores the rest of the half, including a 7-yard scoring grab by Cason Lehman and a 12-yard grab by Mike Odupitan with 26 seconds left in the half on passes by Jordan Brill. The squads were deadlocked at 21 at the break before Washburn erupted.

The Ichabods owned the second half and went up for good on Jake Lebahn's 47-yard touchdown reception from Brill at 11:13 left in the third quarter. Lebahn added another touchdown on a blocked punt return at 9:01 in the



quarter.

Trent Hearn capped the scoring in the third on a 25-yard touchdown run before Ra'Shawn

Mosley added a 15 yard score and Rashawn Bland added a 1-yard run in the fourth quarter to give Washburn a 35-0 margin in the second half.

Mosley led Washburn with 72 yards rushing, while A.J. Patterson and Hearn added 70 and 63 yards respectively. Patterson had a 53 yard run late in the game for

WU's longest play of the day. Brill finished with 187 yards and three touchdowns on 10 of 17 passing.

Gould finished with 12 tackles, including three for loss to go along with his interception return for a score. Henry Talley was the other Ichabod in double figures with 10 tackles. Josh Looney and Fletcher Terrell added interceptions in the win.

Score by Quarters

Washburn	7	14	21	14	56
Southwest Baptist	7	14	0	0	21

Scoring Summary

1st Quarter

SBU 13:59	Santil, Rony	8 yd pass from Clardy, Robert
	Smith, Ryan	kick
WU 09:37	Gould, Grant	26 yd interception return
	Sabel, Connor	kick

2nd Quarter

SBU 12:47	Clardy, Robert	7 yd run
	Smith, Ryan	kick
WU 04:18	Lehman, Cason	7 yd pass from Brill, Jordan
	Sabel, Connor	kick
SBU 02:00	Clardy, Robert	1 yd run
	Smith, Ryan	kick
WU 00:26	Odupitan, Mike	12 yd pass from Brill, Jordan
	Sabel, Connor	kick

3rd Quarter

WU 11:13	Lebahn, Jake	47 yd pass from Brill, Jordan
	Sabel, Connor	kick
WU 09:01	Lebahn, Jake	15 yd blocked punt return
	Sabel, Connor	kick
WU 04:46	Hearn, Trent	25 yd run
	Sabel, Connor	kick

4th Quarter

WU 14:03	Mosley, Ra'Shawn	15 yd run
	Sabel, Connor	kick
WU 05:30	Bland, Rawshawn	1 yd run
	Sabel, Connor	kick

Team Stats

	WU	SBU
FIRST DOWNS	22	20
Rushing	11	15
Passing	7	3
Penalty	4	2
NET YARDS RUSHING	247	248
Rushing Attempts	39	62
Average Per Rush	6.3	4.0
Yards Gained Rushing	268	290
NET YARDS PASSING	196	92
Completions-Attempts-Int	11-19-1	13-18-3
Average Per Attempt	10.3	5.1
TOTAL OFFENSE YARDS	443	340
Total offense plays	58	80
Average Gain Per Play	7.6	4.2
Fumbles: Number-Lost	0-0	1-0
Penalties: Number-Yards	11-88	8-117
PUNTS-YARDS	4-169	4-106
Average Yards Per Punt	42.2	26.5
Net Yards Per Punt	30.5	15.0
KICKOFFS-YARDS	9-436	4-260
Average Yards Per Kickoff	48.4	65.0
Punt returns: Number-Yards-TD	3-46-1	3-47-0
Average Per Return	15.3	15.7
Kickoff returns: Number-Yds-TD	3-58-0	9-137-0
Average Per Return	19.3	15.2
Interceptions: Number-Yds-TD	3-38-1	1-22-0
Fumble Returns: Number-Yds-TD	0-0-0	0-0-0
Miscellaneous Yards	0	0
Possession Time	24:01	35:59
Third-Down Conversions	1 of 7	6 of 15
Fourth-Down Conversions	0 of 0	1 of 4
Red-Zone Scores-Chances	4-4	3-3
Sacks By: Number-Yards	2-24	2-17
PAT Kicks	8-8	3-3
Field Goals	0-1	0-0

Washburn Southwest Baptist

56
21

Sept. 24, 2005 • Bolivar, Mo.
Plaster Stadium • Attendance: 1,938

Washburn

Rushing	No	Gain	Loss	Net	TD	Lg	Avg
Mosley, Ra'Shawn	10	72	0	72	1	15	7.2
Patterson, A.J.	6	70	0	70	0	53	11.7
Hearn, Trent	10	66	3	63	1	25	6.3
Walker, Brandon	8	51	18	33	0	16	4.1
Brill, Jordan	2	4	0	4	0	4	2.0
Mangino, Tommy	1	2	0	2	0	2	2.0
Odupitan, Mike	1	2	0	2	0	2	2.0
Bland, Rawshawn	1	1	0	1	1	1	1.0
Totals...	39	268	21	247	3	53	6.3

Passing	Att-Cmp-Int	Yds	TD	Long	Sack
Brill, Jordan	17-10-1	187	3	47	0
Mangino, Tommy	2-1-0	9	0	9	0
Walker, Brandon	0-0-0	0	0	0	2
Totals...	19-11-1	196	3	47	2

Receiving	No.	Yds	TD	Long
Lehman, Cason	4	47	1	16
Odupitan, Mike	3	74	1	35
Lebahn, Jake	2	56	1	47
Bland, Rawshawn	1	12	0	12
Walker, Brandon	1	7	0	7
Totals...	11	196	3	47

Punting	No.	Yds	Avg	Long	In20	TB
Massey, Curtis	4	169	42.2	52	2	0
Totals...	4	169	42.2	52	2	0

All Returns	No	Yds	Lg	No	Yds	Lg	No	Yds	Lg
Odupitan, Mike	0	0	0	1	29	29	0	0	0
Lebahn, Jake	0	15	15	0	0	0	0	0	0
Tetuan, Jarod	0	0	0	2	29	17	0	0	0
Gould, Grant	0	0	0	0	0	0	1	26	26
Looney, Josh	0	0	0	0	0	0	1	4	4
Terrell, Fletcher	0	0	0	0	0	0	1	8	8
Brown, Chris	1	10	0	0	0	0	0	0	0
Mosley, Ra'Shawn	2	21	15	0	0	0	0	0	0
Totals...	3	46	15	3	58	29	3	38	26

Field Goals

Sabel, Connor	1st	03:57	43 yds	Missed
---------------	-----	-------	--------	--------

Southwest Baptist

Rushing	No	Gain	Loss	Net	TD	Lg	Avg
Nicholson, Moine	21	103	4	99	0	21	4.7
Valenzuela, Hect	15	63	1	62	0	11	4.1
Clardy, Robert	18	84	30	54	2	27	3.0
Randle, Matthew	2	24	0	24	0	19	12.0
Jefferies, Mauri	3	8	2	6	0	5	2.0
Windham, LaMarcu	1	5	0	5	0	5	5.0
Smart, Nick	2	3	5	-2	0	3	-1.0
Totals...	62	290	42	248	2	27	4.0

Passing	Att-Cmp-Int	Yds	TD	Long	Sack
Clardy, Robert	18-13-3	92	1	16	2
Totals...	18-13-3	92	1	16	2

Receiving	No.	Yds	TD	Long
Windham, LaMarcu	5	35	0	16
Santil, Rony	4	31	1	12
Smart, Nick	2	16	0	9
Nicholson, Moine	2	10	0	6
Totals...	13	92	1	16

Punting	No.	Yds	Avg	Long	In20	TB
Bowers, Tim	3	106	35.3	50	0	0
TEAM	1	0	0.0	0	0	0
Totals...	4	106	26.5	50	0	0

All Returns	No	Yds	Lg	No	Yds	Lg	No	Yds	Lg
Windham, LaMarcu	1	36	36	0	0	0	0	0	0
Maiwelmal, Joey	0	0	0	1	4	4	0	0	0
Dunn, Nathan	0	0	0	1	11	11	0	0	0
Parrish, Darcy	0	0	0	1	3	3	0	0	0
Grant, Frank	0	0	0	3	47	28	0	0	0
King, Clint	0	0	0	0	0	0	1	22	22
Rogers, David	0	0	0	1	7	7	0	0	0
Jefferies, Mauri	2	11	10	2	65	36	0	0	0
Totals...	3	47	36	9	137	36	1	22	22

Field Goals

none


TOPEKA - The Washburn Ichabods snapped a 25-game losing streak while topping the No. 4 ranked Pittsburg State Gorillas in a 35-34 overtime win. With the win, the Ichabods improved to 5-1 and 3-0 in the MIAA and the Gorillas dropped to 4-2, 3-1 in conference play. The win was the first for the Ichabods over the Gorillas since Oct. 4, 1980 in Topeka in a 38-36 win.

The Ichabods won the opening toss and jumped on the board with an eight-play, 80-yard drive as Trent Hearn would score on a 3-yard touchdown run. It would be the first of three touchdown rushes for Hearn as he would finish the day with 162 yards on 30 carries. He rushed for all 25 yards on the Ichabods' overtime drive.

After the Ichabods took the early lead, Washburn would add another touchdown as Jordan Brill hooked up with Jake Lebahn on a 24-yard strike capping an eight-play, 95-yard drive. The Ichabods would add another as Hearn had a 22-yard scamper after PSU's Andy Majors was picked off by Calvin Stuckey at the Washburn 12 and he returned it 55 yards to the Pitt State 33.

On the next Pitt State drive, they would score on a Germaine Race 26-yard run. On the ensuing kickoff, Fletcher Terrell ran back his second kickoff of the season as he returned the kickoff 83 yards for a score to push the Ichabod lead back to 28-7 heading into the break.

In the second half, the Gorillas took the first drive of the third quarter and marched 65 yards in five plays to cut the Ichabod lead to 28-14. On the ensuing kickoff, the Ichabods would fumble and the Gorillas would take possession back at the Washburn 16. However, four plays into the drive, the



Ichabods' Mike Gonzalez would force a fumble at the Washburn 6 and recover the ball at the Washburn 13 to end the Gorillas' scoring threat.

The Gorillas would score on a 12-play, 93 yard drive cutting the lead to 28-21. After trading possessions and a missed field goal by the Ichabods, the Gorillas would drive 80 yards to tie the score at 28 with 32 seconds remaining.

The Ichabods won the overtime toss and elected to be on defense first. The Gorillas scored in three plays as Race rushed for two yards, however the extra point attempt by Nathan Alleman missed, sailing to the right.

The Ichabods took over at the Pitt State 25. Hearn rushed three straight times for the

Ichabods on carries of 6, 12, and 7 yards for the touchdown. After a Gorilla time out, Connor Sabel's extra point was perfect through the uprights giving the Ichabods its highest win over a nationally ranked opponent since joining the NCAA ranks, improving them to 4-31 since joining Division II.

Hearn averaged 5.4 yards per carry while racking up the 162 yards, his most since rushing for 175 against Missouri-Rolla as a freshman. Ra'Shawn Mosley had 36 yards on the ground as the Ichabods rushed for 217 as a team.

Brill passed for 205 yards with 70 receiving yards going to Cason Lehman and Mike Odupitan.

Mike Gonzalez had a career-high 18 tackles to lead the Ichabod defense. He capped the day with two forced fumbles and two fumble recoveries. Jarod Tetuan had 12 tackles with a forced fumble and Aaron Neal and Grant Gould each had 10 tackles.

Score by Quarters

Pittsburg State	0	7	7	14	6	34
Washburn	14	14	0	0	7	35

Scoring Summary

1st Quarter

WU	12:01	Hearn, Trent	3 yd run
		Sabel, Connor	kick
WU	07:20	Lebahn, Jake	24 yd pass from Brill, Jordan
		Sabel, Connor	kick

2nd Quarter

WU	12:25	Hearn, Trent	22 yd run
		Sabel, Connor	kick
PSU	08:36	Race, Germaine	26 yd run
		Alleman, Nathan	kick
WU	08:23	Terrell, Fletcher	83 yd kickoff return
		Sabel, Connor	kick

3rd Quarter

PSU	12:54	Twito, Brandon	7 yd pass from Majors, Andy
		Alleman, Nathan	kick

4th Quarter

PSU	14:16	Race, Germaine	9 yd run
		Alleman, Nathan	kick
PSU	00:32	Pray, Bryan	16 yd pass from Majors, Andy
		Alleman, Nathan	kick
	10-80	3:17	28

Overtime

PSU	15:00	Race, Germaine	2 yd run
		Alleman, Nathan	kick failed
WU	15:00	Hearn, Trent	7 yd run
		Sabel, Connor	kick

Team Stats

	PSU	WU
FIRST DOWNS	34	22
Rushing	18	10
Passing	14	10
Penalty	2	2
NET YARDS RUSHING	305	217
Rushing Attempts	55	44
Average Per Rush	5.5	4.9
Yards Gained Rushing	324	233
Yards Lost Rushing	19	16
NET YARDS PASSING	212	219
Completions-Attempts-Int	16-31-2	15-24-3
Average Per Completion	13.2	14.6
TOTAL OFFENSE YARDS	517	436
Total offense plays	86	68
Average Gain Per Play	6.0	6.4
Fumbles: Number-Lost	3-3	4-3
Penalties: Number-Yards	7-44	6-45
PUNTS-YARDS	4-172	3-82
Average Yards Per Punt	43.0	27.3
Net Yards Per Punt	36.5	25.0
KICKOFFS-YARDS	5-275	5-280
Average Yards Per Kickoff	55.0	56.0
Punt returns: Number-Yards-TD	2-7-0	3-26-0
Average Per Return	3.5	8.7
Kickoff returns: Number-Yds-TD	3-60-0	4-119-1
Average Per Return	20.0	29.8
Interceptions: Number-Yds-TD	3-20-0	2-55-0
Fumble Returns: Number-Yds-TD	0-0-0	0-0-0
Miscellaneous Yards	0	0
Possession Time	28:59	31:01
Third-Down Conversions	9 of 16	6 of 12
Fourth-Down Conversions	2 of 2	0 of 0
Red-Zone Scores-Chances	3-6	1-3
Sacks By: Number-Yards	2-11	1-3
PAT Kicks	4-5	5-5
Field Goals	0-1	0-1

No. 4 Pittsburg State 34 Washburn 35

Oct. 1, 2005 • Topeka, Kan.
Yager Stadium • Attendance: 6,498

Washburn							
Rushing	No	Gain	Loss	Net	TD	Lg	Avg
Hearn, Trent	30	166	4	162	3	39	5.4
Mosley, Ra'Shawn	6	36	0	36	0	11	6.0
Walker, Brandon	3	17	0	17	0	8	5.7
Odupitan, Mike	1	9	0	9	0	9	9.0
TM-Ichabods	1	0	1	-1	0	0	-1.0
Brill, Jordan	3	5	11	-6	0	5	-2.0
Totals...	44	233	16	217	3	39	4.9

Passing	Att	Cmp	Int	Yds	TD	Long	Sack
Brill, Jordan	23	14	3	205	1	36	2
Walker, Brandon	1	1	0	14	0	14	0
Totals...	24	15	3	219	1	36	2

Receiving	No.	Yds	TD	Long
Lehman, Cason	5	70	0	22
Odupitan, Mike	4	70	0	36
Lebahn, Jake	2	51	1	27
Gardiner, Aaron	1	12	0	12
Hearn, Trent	1	10	0	10
Scott, Jeff	1	9	0	9
Mosley, Ra'Shawn	1	-3	0	0
Totals...	15	219	1	36

Punting	No.	Yds	Avg	Long	In20	TB
Massey, Curtis	2	82	41.0	44	2	0
TM-Ichabods	1	0	0.0	0	0	0
Totals...	3	82	27.3	44	2	0

Punts							
Kickoffs							
Intercepts							
All Returns	No	Yds	Lg	No	Yds	Lg	No
Odupitan, Mike	0	0	0	3	36	15	0
Mosley, Ra'Shawn	1	-2	0	0	0	0	0
Stuckey, Calvin	0	0	0	0	0	1	55
Bull, Nick	0	0	0	0	0	1	0
Terrell, Fletcher	0	0	0	1	83	83	0
Tetuan, Jarod	2	28	20	0	0	0	0
Totals...	3	26	20	4	119	83	2

Field Goals			
Sabel, Connor	4th	03:49	27 yds Missed

Pittsburg State							
Rushing	No	Gain	Loss	Net	TD	Lg	Avg
Race, Germaine	27	158	8	150	3	26	5.6
Majors, Andy	19	135	8	127	0	37	6.7
Taylor, Joe	7	18	0	18	0	8	2.6
Pray, Bryan	1	13	0	13	0	13	13.0
TEAM	1	0	3	-3	0	0	-3.0
Totals...	55	324	19	305	3	37	5.5

Passing	Att	Cmp	Int	Yds	TD	Long	Sack
Majors, Andy	30	16	2	212	2	19	1
TEAM	1	0	0	0	0	0	0
Totals...	31	16	2	212	2	19	1

Receiving	No.	Yds	TD	Long
Curran, Pierce	6	86	0	18
Clawson, Eric	4	53	0	15
Pray, Bryan	3	40	1	19
Twito, Brandon	2	22	1	15
Taylor, Joe	1	11	0	11
Totals...	16	212	2	19

Punting	No.	Yds	Avg	Long	In20	TB
Stephenson, Grant	3	127	42.3	54	1	0
Majors, Andy	1	45	45.0	45	1	0
Totals...	4	172	43.0	54	2	0

Punts							
Kickoffs							
Intercepts							
All Returns	No	Yds	Lg	No	Yds	Lg	No
Pray, Bryan	1	1	1	2	48	33	0
Dellasega, Nick	0	0	0	0	0	1	11
Sauber, Matt	0	0	0	0	0	1	9
Cartwright, Austin	1	6	0	0	0	0	0
Northern, Jason	0	0	0	1	12	12	0
Shamblin, Brett	0	0	0	0	0	1	0
Totals...	2	7	1	3	60	33	2

Field Goals			
Alleman, Nathan	2nd	00:14	32 yds Missed

MARYVILLE, Mo. - The Washburn Ichabods' Connor Sabel connected on 23-yard field goal with :04 seconds remaining as Washburn knocked off its second top-five team in a week with a 31-28 win over No. 5 Northwest Missouri. The win lifted the Ichabods to 6-1 overall and alone into first place in the MIAA with a perfect 4-0 record.

Northwest Missouri scored first with a 19-yard field goal after a massive defensive stand to start the game by the Ichabods. After a mis-handled snap on a punt, the Bearcats recovered the football at the Ichabod 8 yard line. But the Ichabods defense held and forced the Bearcat field goal. It was the first time the Bearcats scored first in a game this season and did not win.


After the teams traded drives, the Ichabods forced a punt by the Bearcats, but Fletcher Terrell would pick up the first of his two blocked punts on the afternoon and the Ichabods recovered the ball at the Northwest 12 yard line. Two plays later, Trent Hearn scored on a 7-yard run. Hearn would go on to score three rushing touchdowns on the afternoon.

On the Bearcats' next drive, Northwest would drive down to the Ichabod two yard line, but Washburn's Cody Huenefeld would pick off a tipped ball for the interception ending the scoring chance for the Bearcats.

The Ichabods converted the turnover into seven points and they would go on a 17-play, 94-yard drive covering 8:58 on the clock to push themselves to a 14-3 lead. The Bearcats added a field goal with under two minutes on the clock and the Ichabods took a 14-6 lead into the break.

After trading drives, the Bearcats opened the scoring in the second half cutting the Washburn lead to 14-13. Northwest added another touchdown with 44 seconds remaining in the half to lead 21-14 heading into the fourth quarter.

On the Ichabods opening drive of the fourth quarter, Jordan Brill hooked up with Mike Odupitan for a 17-yard touchdown



pass and tie the score with the extra point knotting the scoreboard at 21.

After Terrell blocked his second punt of the afternoon, the Ichabods covered 37-yards in five plays as Hearn scored from 3 yards out to push Washburn in front 28-21 with 6:23 to play in the game.

The Ichabods and the Bearcats traded punts and the Bearcats Xavier Omon rushed 11-yard to tie the score with the extra point, the Bearcats again tied the score at 28 with 1:31 to go in the game setting up the Ichabods winning drive.

After taking possession at their own 20 with 1:31 left, Brill hit Hearn for an 11-yard gain. After an incomplete pass, Brill fired and hit Odupitan for a 26-yard pick up to the Northwest 43. After a false start and a Hearn gain of 3 yards, Brill hit Aaron Gardiner for 3 more yards then hit

Gardiner again after a time out for 24 yards to put the ball on the Northwest 18. After a delay of game penalty, and no time outs, Brill hit a diving Cason Lehman for 18 more yards putting the ball at the Bearcat 6 yard line. After the Ichabods down the ball to stop the clock, Northwest called a timeout before Sabel's game-winning kick through the uprights with :04 seconds left.

On the Ichabod kickoff, the Bearcats downed the ball and their last second pass was knocked down, ending the game and the 10-game losing streak to the Bearcats for the Ichabods.

Hearn finished the day with 107 yards on 33 carries with three touchdowns. Brill was 21 of 31 for 261 yards and the one touchdown pass to Odupitan, who had six catches for 105 yards.

On defense, the Ichabods were led by Mike Gonzalez, who recorded nine tackles, including seven solo stops and two tackles for loss. Jarod Tetuan, starting at free safety for the second straight week and Grant Gould each had eight tackles.

The Ichabods also had interceptions by Huenefeld and Aaron Neal.

Score by Quarters

Washburn	7	7	0	17	31
Northwest Missouri	3	3	15	7	28

Scoring Summary

1st Quarter

NWMSU	11:07	Frevert, Tommy	19 yd field goal
WU	03:28	Hearn, Trent	7 yd run
		Sabel, Connor	kick

2nd Quarter

WU	05:06	Hearn, Trent	3 yd run
		Sabel, Connor	kick
NWMSU	01:56	Frevert, Tommy	33 yd field goal

3rd Quarter

NWMSU	07:28	Falkner, E.J.	18 yd pass from Lamberson, Josh
		Frevert, Tommy	kick
NWMSU	00:44	Wright, Kendall	48 yd pass from Lamberson, Josh
		Omon, Xavier	pass

4th Quarter

WU	11:46	Odupitan, Mike	17 yd pass from Brill, Jordan
		Sabel, Connor	kick
WU	06:23	Hearn, Trent	3 yd run
		Sabel, Connor	kick
NWMSU	01:31	Omon, Xavier	11 yd run
		Frevert, Tommy	kick
WU	00:04	Sabel, Connor	23 yd field goal

Team Stats

	WU	NWMSU
FIRST DOWNS	20	19
Rushing	6	11
Passing	12	8
Penalty	2	0
NET YARDS RUSHING	78	105
Rushing Attempts	39	34
Average Per Rush	2.0	3.1
Yards Gained Rushing	119	161
NET YARDS PASSING	261	235
Completions-Attempts-Int	21-33-0	21-28-2
Average Per Attempt	7.9	8.4
Average Per Completion	12.4	11.2
TOTAL OFFENSE YARDS	339	340
Total offense plays	72	62
Average Gain Per Play	4.7	5.5
Fumbles: Number-Lost	3-1	0-0
Penalties: Number-Yards	6-45	8-80
PUNTS-YARDS	4-107	4-68
Average Yards Per Punt	26.8	17.0
Net Yards Per Punt	26.8	12.0
KICKOFFS-YARDS	6-338	6-353
Average Yards Per Kickoff	56.3	58.8
Net Yards Per Kickoff	35.3	43.7
Punt returns: Number-Yards-TD	3-20-0	0-0-0
Average Per Return	6.7	0.0
Kickoff returns: Number-Yds-TD	5-71-0	5-126-0
Average Per Return	14.2	25.2
Interceptions: Number-Yds-TD	2-4-0	0-0-0
Fumble Returns: Number-Yds-TD	0-0-0	0-0-0
Miscellaneous Yards	0	0
Possession Time	31:04	28:56
Third-Down Conversions	4 of 14	5 of 11
Fourth-Down Conversions	2 of 4	0 of 0
Red-Zone Scores-Chances	5-5	4-5
Sacks By: Number-Yards	5-48	2-15
PAT Kicks	4-4	2-2
Field Goals	1-1	2-2

No. 25 Washburn 31 No. 5 Northwest Missouri 28

Oct. 8, 2005 • Maryville, Mo.

Bearcat Stadium • Attendance: 5,494

Washburn

Rushing	No	Gain	Loss	Net	TD	Lg	Avg
Hearn, Trent	33	111	4	107	3	9	3.2
Walker, Brandon	3	8	9	-1	0	5	-0.3
Brill, Jordan	2	0	11	-11	0	0	-5.5
TM-Ichabods	1	0	17	-17	0	0	-17.0
Totals...	39	119	41	78	3	9	2.0

Passing	Att	Cmp	Int	Yds	TD	Long	Sack
Brill, Jordan	31	21	0	261	1	31	1
TM-Ichabods	2	0	0	0	0	0	0
Walker, Brandon	0	0	0	0	0	0	1
Totals...	33	21	0	261	1	31	2

Receiving	No.	Yds	TD	Long
Odupitan, Mike	6	105	1	31
Lebahn, Jake	4	32	0	14
Gardiner, Aaron	3	33	0	24
Lehman, Cason	3	23	0	18
Scott, Jeff	2	37	0	26
Bland, Rawshaw	1	17	0	17
Hearn, Trent	1	11	0	11
McCann, Chris	1	3	0	3
Totals...	21	261	1	31

Punting	No.	Yds	Avg	Long	In20	TB
Massey, Curtis	4	107	26.8	33	1	0
Totals...	4	107	26.8	33	1	0

All Returns	No	Yds	Lg	No	Yds	Lg	No	Yds	Lg
Gardiner, Aaron	0	0	0	1	21	21	0	0	0
Neal, Aaron	0	0	0	0	0	0	1	2	2
Tetuan, Jarod	1	6	6	1	18	18	0	0	0
Huenefeld, Cody	0	0	0	0	0	0	1	2	2
Terrell, Fletcher	2	14	0	3	32	17	0	0	0
Totals...	3	20	6	5	71	21	2	4	2

Field Goals

Sabel, Connor	4th	00:04	23 yds	Good
---------------	-----	-------	--------	------

Northwest Missouri

Rushing	No	Gain	Loss	Net	TD	Lg	Avg
Omon, Xavier	20	114	6	108	1	15	5.4
Herring, Mitch	1	5	0	5	0	5	5.0
TEAM	1	0	1	-1	0	0	-1.0
Lamberson, Josh	12	42	49	-7	0	12	-0.6
Totals...	34	161	56	105	1	15	3.1

Passing	Att	Cmp	Int	Yds	TD	Long	Sack
Lamberson, Josh	28	21	2	235	2	48	5
Totals...	28	21	2	235	2	48	5

Receiving	No.	Yds	TD	Long
Falkner, E.J.	4	52	1	18
Robinson, R.	4	16	0	7
Peterson, Mike	3	31	0	15
Wright, Kendall	2	52	1	48
Meyer, Keith J.	2	28	0	23
Herring, Mitch	2	25	0	23
Rector, Andre	2	24	0	19
Omon, Xavier	2	7	0	5
Totals...	21	235	2	48

Punting	No.	Yds	Avg	Long	In20	TB
Lickteig, Gabe	2	68	34.0	38	0	0
TEAM	2	0	0.0	0	0	0
Totals...	4	68	17.0	38	0	0

All Returns	No	Yds	Lg	No	Yds	Lg	No	Yds	Lg
Falkner, E.J.	0	0	0	1	29	29	0	0	0
Wright, Kendall	0	0	0	1	24	24	0	0	0
Brisbane, Sydney	0	0	0	3	73	37	0	0	0
Totals...	0	0	0	5	126	37	0	0	0

Field Goals

Frevert, Tommy	1st	11:07	19 yds	Good
Frevert, Tommy	2nd	01:56	33 yds	Good


TOPEKA, Kan. - The No. 13-ranked Washburn Ichabods held off the upset-minded Bulldogs of Truman State University in a 21-14 win at Yager Stadium Saturday afternoon in front of a Homecoming crowd of 6,734.

Truman (1-7, 0-6 MIAA) scored first in the game converting a turnover into a touchdown after a scoreless first quarter as senior WR James Walton caught a 23-yard pass from freshman QB Michael Long.

The Ichabods (7-1, 5-0 MIAA) would not score until 43 seconds left in the half as senior WR Mike Odupitan hooked up with sophomore QB Jordan Brill on a 21-yard pass reception as the Ichabods drove 76 yards in 12 plays to tie the game at 7-7.

The Bulldogs took the lead on a 1-yard touchdown run by senior RB Jerard Levenson with 5:31 left in the third quarter capping a 12-play 57-yard yard drive. Levenson had 117 yards on 29 carries, his second 100-yard rushing game in as many weeks.

Washburn took the lead for good on a 31-yard run by junior RB Trent Hearn. Hearn rushed for a career-high 178 yards on 27 carries.



Hearn added his second touchdown on the Ichabods' next possession that put the Ichabods up 21-14.

After forcing an Ichabod punt with 3:18 in the game, the Bulldogs drove to their own 45-yard line, but the Ichabods' senior LB Terrell Cobb picked off Long's pass at the Washburn 43 to end the threat and wrap up the game.

Brill passed for 249 yards and one touchdown. On defense, senior LB Grant Gould led the

Ichabods with 13 tackles. He also has a tackle for loss, a pass break up and an interception he returned for 26 yards. Junior DB Fletcher Terrell and senior LB Mike Gonzalez each had nine tackles.

Long was 27-of-51 for 276 yards, three interceptions and one touchdown. Junior WR James Perry had eight catches for 52 yards. Senior DB Jason Douglas led Truman with 10 tackles (five solos), while junior LB Larry Giglio had an interception and a fumble forced and recovered.

The Ichabods outgained the Bulldogs, 418-370, despite running 10 less plays.

Truman State 14 No. 13 Washburn 21

Oct. 15, 2005 • Topeka, Kan.
Yager Stadium • Attendance: 6,734

Washburn									
Rushing	No	Gain	Loss	Net	TD	Lg	Avg		
Hearn, Trent	27	179	1	178	2	76	6.6		
Bland, Rawshawn	2	8	0	8	0	6	4.0		
Mosley, Ra'Shawn	1	4	0	4	0	4	4.0		
Odupitan, Mike	1	0	0	0	0	0	0.0		
TM-Ichabods	2	0	3	-3	0	0	-1.5		
Brill, Jordan	3	1	19	-18	0	1	-6.0		
Totals...	36	192	23	169	2	76	4.7		
Passing	Att	Cmp	Int	Yds	TD	Long	Sack		
Brill, Jordan	39	19	2	249	1	28	2		
Totals...	39	19	2	249	1	28	2		

Receiving	No.	Yds	TD	Long		
Lehman, Cason	6	68	0	21		
Odupitan, Mike	5	79	1	28		
Gardiner, Aaron	3	56	0	26		
Scott, Jeff	3	38	0	15		
Lebahn, Jake	1	8	0	8		
Hearn, Trent	1	0	0	0		
Totals...	19	249	1	28		

Punting	No.	Yds	Avg	Long	In20	TB
Massey, Curtis	6	215	35.8	44	3	0
Totals...	6	215	35.8	44	3	0

Punts									
All Returns	No	Yds	Lg	No	Yds	Lg	No	Yds	Lg
Beck, Erin	0	0	0	0	0	0	1	0	0
Tetuan, Jarod	4	56	17	1	7	7	0	0	0
Gould, Grant	0	0	0	0	0	0	1	26	26
Cobb, Terrell	0	0	0	0	0	0	1	1	1
Terrell, Fletcher	1	1	1	1	4	4	0	0	0
Totals...	5	57	17	2	11	7	3	27	26

Field Goals					
Sabel, Connor	2nd	09:41	38 yds		Missed

Truman									
Rushing	No	Gain	Loss	Net	TD	Lg	Avg		
Levenson, Jerard	29	122	5	117	1	18	4.0		
Patnode, Michael	1	4	0	4	0	4	4.0		
Long, Michael	4	0	27	-27	0	0	-6.8		
Totals...	34	126	32	94	1	18	2.8		
Passing	Att	Cmp	Int	Yds	TD	Long	Sack		
Long, Michael	51	27	3	276	1	43	4		
Totals...	51	27	3	276	1	43	4		

Receiving	No.	Yds	TD	Long		
Perry, James	8	52	0	22		
Amundson, Jeff	6	48	0	16		
Bonner, Ryan	3	49	0	20		
King, Ryan	3	37	0	18		
Patnode, Michael	2	49	0	43		
Walton, James	2	29	1	23		
Levenson, Jerard	2	7	0	5		
Henry, Phillip	1	5	0	5		
Totals...	27	276	1	43		

Punting	No.	Yds	Avg	Long	In20	TB
Kamphoefner, M.	8	354	44.2	60	2	1
Totals...	8	354	44.2	60	2	1

Punts									
All Returns	No	Yds	Lg	No	Yds	Lg	No	Yds	Lg
Douglas, Jason	3	15	9	3	71	45	0	0	0
Mayson, Josh	0	0	0	0	0	0	1	0	0
Terry, Chandler	0	0	0	1	13	13	0	0	0
Giglio, Larry	0	0	0	0	0	0	1	0	0
Totals...	3	15	9	4	84	45	2	0	0

Field Goals					
Kamphoefner, M.	1st	03:49	37 yds		Blocked

Score by Quarters

Truman	0	7	7	0	14
Washburn	0	7	7	7	21

Scoring Summary

2nd Quarter

TSU	12:37	Walton, James	23 yd pass from Long, Michael
		Kamphoefner, M.	kick
WU	00:43	Odupitan, Mike	21 yd pass from Brill, Jordan
		Sabel, Connor	kick

3rd Quarter

TSU	05:31	Levenson, Jerard	1 yd run
		Kamphoefner, M.	kick
WU	03:04	Hearn, Trent	31 yd run
		Sabel, Connor	kick

4th Quarter

WU	12:45	Hearn, Trent	4 yd run
		Sabel, Connor	kick

Team Stats

	TSU	WU
FIRST DOWNS	20	20
Rushing	7	3
Passing	13	15
Penalty	0	2
NET YARDS RUSHING	94	169
Rushing Attempts	34	36
Average Per Rush	2.8	4.7
Yards Gained Rushing	126	192
NET YARDS PASSING	276	249
Completions-Attempts-Int	27-51-3	19-39-2
Average Per Completion	10.2	13.1
TOTAL OFFENSE YARDS	370	418
Total offense plays	85	75
Average Gain Per Play	4.4	5.6
Fumbles: Number-Lost	0-0	2-1
Penalties: Number-Yards	9-64	3-20
PUNTS-YARDS	8-354	6-215
Average Yards Per Punt	44.2	35.8
Net Yards Per Punt	34.6	33.3
Inside 20	2	3
KICKOFFS-YARDS	3-156	4-228
Average Yards Per Kickoff	52.0	57.0
Net Yards Per Kickoff	41.7	36.0
Touchbacks	1	0
Punt returns: Number-Yards-TD	3-15-0	5-57-0
Average Per Return	5.0	11.4
Kickoff returns: Number-Yds-TD	4-84-0	2-11-0
Average Per Return	21.0	5.5
Interceptions: Number-Yds-TD	2-0-0	3-27-0
Fumble Returns: Number-Yds-TD	0-0-0	0-0-0
Miscellaneous Yards	-3	0
Possession Time	33:46	26:14
Third-Down Conversions	7 of 19	4 of 15
Fourth-Down Conversions	1 of 3	1 of 2
Red-Zone Scores-Chances	1-2	1-2
Sacks By: Number-Yards	2-19	4-27
PAT Kicks	2-2	3-3
Field Goals	0-1	0-1

2005 WASHBURN ICHABOD FOOTBALL -- RECAPS GAME 9


EMPORIA, Kan. - The No. 10 Washburn Ichabods tied a school record for single season wins as they improved to 8-1 with a 42-14 win over arch-rival Emporia State in the 102nd edition of the Turnpike Tussle winning in Emporia for the first time since 1987, snapping a seven-game losing streak at Welch Stadium. Washburn improved to 8-1 with the win and 6-0 in the MIAA.

The Ichabods set the tone for the game early as they took the opening drive 80 yards in six plays as Jordan Brill hit Jake Lebahn for a 52-yard touchdown pass.

Another piece of history was written as Trent Hearn rushed for a 42-yard touchdown scamper. It was his 32nd of his career, snapping the school record of 31 held by Brandon Rainer. The drive took only :46 seconds and the Ichabods ran three plays covering 70 yards for the score.

Washburn built a 21-0 lead as Brandon Walker came in at quarterback and carried the ball 27 yards converting a two-play drive as Walker covered all 36 yards on the drive in two carries for the score.

The Hornets got on the board after a 16-play, 79-yard drive, helped impart by a Washburn pass interference penalty in the end zone keeping the ESU drive alive cutting the Ichabod lead to 21-7 at the half.



Emporia State received the kickoff to open the second half, but fumbled the return and the Ichabods Aaron Hicks recovered setting up the short field for Washburn. The Ichabods would score six plays later as Brill hit Mike Odupitan for the touchdown strike that covered 20 yards to push the Ichabods to a 28-7 lead.

After trading drives, the Ichabods' Eric Lawrence picked off an ESU pass attempt and Brill again hit Odupitan on a 10-yard reception and a 35-7 Ichabod lead with 5:56 left in the third quarter.

On the ensuing ESU drive, Fletcher Terrell intercepted his 14th pass of his career and returned it 66 yards for an Ichabod score putting the Ichabods up 42-7. His 14th interception passed A.C. Poynter on top of the Washburn record book.

The Hornets would add a late touchdown with 2:09 left in the game placing the final score at 42-14.

Hearn finished the day with 60 yards rushing on 11 carries. Brill was 9 of 15 for 170 and three touchdown passes. Odupitan had three catches for 59 yards and the two scoring strikes.

On defense, the Ichabods were led by Grant Gould who had 14 tackles, including nine solo stops and one tackle for loss.

Score by Quarters

Washburn	14	7	21	0	42
Emporia State	0	7	0	7	14

Scoring Summary

1st Quarter

WU	12:35	Lebahn, Jake	52 yd pass from Brill, Jordan
		Sabel, Connor	kick
WU	00:00	Hearn, Trent	42 yd run
		Sabel, Connor	kick

2nd Quarter

WU	12:19	Walker, Brandon	27 yd run
		Sabel, Connor	kick
ESU	05:56	Henry, ElRay	2 yd run
		Edwards, Jeff	kick

3rd Quarter

WU	12:22	Odupitan, Mike	20 yd pass from Brill, Jordan
		Sabel, Connor	kick
WU	05:55	Odupitan, Mike	10 yd pass from Brill, Jordan
		Sabel, Connor	kick
WU	03:19	Terrell, Fletcher	66 yd interception return
		Sabel, Connor	kick

4th Quarter

ESU	02:09	Ko, Seville	1 yd run
		Edwards, Jeff	kick

Team Stats

	WU	ESU
FIRST DOWNS	16	18
Rushing	6	8
Passing	8	6
Penalty	2	4
NET YARDS RUSHING	154	183
Rushing Attempts	35	49
Average Per Rush	4.4	3.7
Yards Gained Rushing	174	200
Yards Lost Rushing	20	17
NET YARDS PASSING	170	121
Completions-Attempts-Int	9-16-0	12-21-2
Average Per Attempt	10.6	5.8
Average Per Completion	18.9	10.1
TOTAL OFFENSE YARDS	324	304
Total offense plays	51	70
Average Gain Per Play	6.4	4.3
Fumbles: Number-Lost	2-1	3-1
Penalties: Number-Yards	10-81	10-101
PUNTS-YARDS	5-224	7-249
Average Yards Per Punt	44.8	35.6
Net Yards Per Punt	33.6	32.6
KICKOFFS-YARDS	7-446	3-135
Average Yards Per Kickoff	63.7	45.0
Punt returns: Number-Yards-TD	3-21-0	3-36-0
Average Per Return	7.0	12.0
Kickoff returns: Number-Yds-TD	1-25-0	6-114-0
Average Per Return	25.0	19.0
Interceptions: Number-Yds-TD	2-66-1	0-0-0
Fumble Returns: Number-Yds-TD	0-0-0	0-0-0
Miscellaneous Yards	0	0
Possession Time	24:28	35:26
Third-Down Conversions	2 of 9	5 of 16
Fourth-Down Conversions	0 of 0	2 of 2
Red-Zone Scores-Chances	2-2	2-2
Sacks By: Number-Yards	1-7	1-1
PAT Kicks	6-6	2-2
Field Goals	0-0	0-1

No. 10 Washburn Emporia State

42
14

Oct. 22, 2005 • Emporia, Kan.
Yager Stadium • Attendance: 6,678

Washburn

Rushing	No	Gain	Loss	Net	TD	Lg	Avg
Hearn, Trent	11	67	7	60	1	42	5.5
Walker, Brandon	7	40	7	33	1	27	4.7
Brown, Chris	3	26	0	26	0	13	8.7
McCann, Chris	5	18	3	15	0	8	3.0
Patterson, A.J.	4	15	1	14	0	6	3.5
Bland, Rawshawn	2	6	0	6	0	5	3.0
Brill, Jordan	2	2	1	1	0	0	0.5
TM-Ichabods	1	0	1	-1	0	0	-1.0
Totals...	35	174	20	154	2	42	4.4

Passing	Att	Cmp	Int	Yds	TD	Long	Sack
Brill, Jordan	15	9	0	170	3	52	1
Walker, Brandon	1	0	0	0	0	0	0
Totals...	16	9	0	170	3	52	1

Receiving	No.	Yds	TD	Long
Odupitan, Mike	3	59	2	29
Lebahn, Jake	2	72	1	52
Hearn, Trent	2	13	0	9
Bland, Rawshawn	1	14	0	14
Lehman, Cason	1	12	0	12
Totals...	9	170	3	52

Punting	No.	Yds	Avg	Long	In20	TB
Massey, Curtis	5	224	44.8	54	0	1
Totals...	5	224	44.8	54	0	1

		Punts		Kickoffs		Intercepts	
All Returns	No	Yds	Lg	No	Yds	Lg	No
Odupitan, Mike	0	0	0	1	25	25	0
Lehman, Cason	3	21	14	0	0	0	0
Lawrence, Eric	0	0	0	0	0	0	1
Terrell, Fletcher	0	0	0	0	0	1	66
Totals...	3	21	14	1	25	25	2

Field Goals

None

Emporia State

Rushing	No	Gain	Loss	Net	TD	Lg	Avg
Ko, Seville	24	94	8	86	1	14	3.6
Whitworth, Justi	9	43	9	34	0	16	3.8
Hulings, Ryan	4	31	0	31	0	18	7.8
Henry, ElRay	12	29	0	29	1	9	2.4
Weems, Brandon	0	3	0	3	0	0	0.0
Totals...	49	200	17	183	2	18	3.7

Passing	Att	Cmp	Int	Yds	TD	Long	Sack
Whitworth, Justi	21	12	2	121	0	40	1
Totals...	21	12	2	121	0	40	1

Receiving	No.	Yds	TD	Long
Martin, Matt	3	32	0	22
Hulings, Ryan	2	50	0	40
Richard, JJ	2	23	0	13
Schoenfeld, Scot	2	10	0	7
Olivier, Trent	2	10	0	6
Ko, Seville	1	4	0	0
Totals...	12	121	0	40

Punting	No.	Yds	Avg	Long	In20	TB
Torres, Johnny	7	249	35.6	48	1	0
Totals...	7	249	35.6	48	1	0

		Punts		Kickoffs		Intercepts	
All Returns	No	Yds	Lg	No	Yds	Lg	No
Hulings, Ryan	3	36	16	6	114	27	0
Totals...	3	36	16	6	114	27	0

Field Goals

Edwards, Jeff 1st 00:46 46 yds Missed