

No. 5 Washburn (9-1, 7-0 MIAA)

vs

Missouri Western (7-3, 5-2 MIAA)

Nov. 5, 2005 • Spratt Stadium (6,000)
St. Joseph, Mo. • 1:30 p.m.



Fast Facts

Radio

AM580 WIBW with Bruce Steinbrock (play-by-play), Mark Elliott (color) and Jamie Overocker (sideline)

Coaches

Craig Schurig is 25-19 in his fourth season at Washburn. He is 19-15 against the MIAA. He is 2-1 against Emporia State. Schurig is a 1987 graduate of the School of Mines.

Jerry Partridge is 60-40 as the Griffons head coach in his ninth season in charge of the Missouri Western program.

Tickets

Tickets for Washburn home games are available by calling the Washburn ticket office at (785) 670-BODS (2637).

Sports Information Contacts

Washburn

Football Contact: Gene Cassell

Email: gene.cassell@washburn.edu

Phone: (785) 670-1791

Yager Stadium Press Box: (785) 670-1563

Internet Address: www.wusports.com

Missouri Western

Football Contact: Brett King

Email: king@missouriwestern.edu

Office Phone: (816) 271-4257

SID Fax: (816) 271-4544

Press Box Phone: (816) 271-4257

Internet Address: www.gogriffons.com

Ichabods vs Griffons

The Game ...

The No. 5 Washburn Ichabods (9-1, 7-0 MIAA) are looking for an outright MIAA Championship as they travel to St. Joseph, Mo. to take on the Missouri Western Griffons (7-3, 5-2 MIAA). The Ichabods have clinched at least a share of the MIAA Regular Season Championship - its first since joining the NCAA Division II ranks and the first for the school since they won the CSIC in 1983. The Ichabods enter the game ranked No. 5 in the AFCA Coaches Poll and No. 4 in the D2football.com Poll. The ranking is the highest the Ichabods have achieved since joining the NCAA Division II ranks in football. The Ichabods were also ranked as the No. 1 team in the Southwest Regional Poll that was released on Monday.

Ichabods on Radio ...

The game will be broadcast live on AM 580 WIBW - the home of the Ichabods and Lady Blues. The game can also be heard on the internet at www.wusports.com by following the "Listen to the Game" links. Bruce Steinbrock will be the play-by-play voice of the Ichabods and former WU quarterback Mark Elliott will be the color analyst. Jamie Overocker will provide sideline reports. Join the WIBW broadcast team and Ichabod head coach Craig Schurig at 6:30 p.m. on Thursdays at Skinny's Sports Bar and Grille in the Huntoon Shopping Plaza for the Washburn Coaches Show.

The Coaches ...

Washburn head football coach Craig Schurig was named head coach of the Ichabod football program Dec. 28, 2001. Schurig is 25-19 (.568) in his fourth season as the Ichabod head coach and he is 19-15 (.559) against the MIAA. He has also led the Ichabods to at least a share of its first MIAA title since joining the league and the first conference title since the Ichabods won the CSIC in 1983.

In only three seasons as the Ichabods' head coach, Schurig has led the Washburn football program to a new level with a school-best finish in the MIAA, their first winning season since 1999 and their first postseason win since 1986 with a 36-33 win over Northern State in the 2004 Mineral Water Bowl.

The Ichabods finished the 2004 season with an 8-4 record as Washburn has improved five victories in the win column since Schurig's first season at the helm.

Missouri Western is coached by Jerry Partridge, who is in his ninth season as the Griffons' head coach. Partridge is now 60-40 in his 9-year career at Western and is the fastest Griffon head coach to reach 60 wins. Partridge stands 2nd in all-time football wins at the school, trailing Missouri Western Athletic Hall of Fame member Rob Hicklin who holds a 65-55-5 overall record from 1974-85.

Ichabods last time out ...

The Ichabods last time out - No. 6 Washburn 49, Missouri Southern 35 • Oct. 29, 2005: TOPEKA, Kan. - The No. 6 Washburn Ichabods improved to 9-1 and 7-0 in the MIAA with its 49-35 win over Missouri Southern. With the win, the

2005 MIAA Standings

MIAA Overall

	WU (5).....	7-0 .	9-1
	PSU (11)	6-1 .	8-2
	MWSC	5-2 .	7-3
	NWMSU (25)....	5-2 .	6-3
	CMSU.....	4-3 .	6-3
	ESU.....	2-5 .	3-6
	MSSU	2-5 .	3-6
	SBU.....	1-6 .	3-7
	TSU.....	0-8 .	1-9

Recent Results

Saturday, October 29

*CMSU 21 @ ESU 14

MWSU 28 @ St. Cloud (Minn.) State 31

*MSSU 35 @ WU 49

*NWMSU 35 vs. PSU 56

*TSU 36 @ SBU 38, (HC)

Upcoming Schedule

Saturday, November 5

TSU @ Oklahoma Panhandle State 12 noon

*SBU @ NWMSU 1 p.m.

*PSU @ CMSU 1:30 p.m.

*ESU @ MSSU 2 p.m.

*WU @ MWSU 2 p.m.

Saturday, November 12

NCAA Division II Playoffs First Round @ campus sites

Saturday, November 19

NCAA Division II Playoffs 2nd Round @ campus sites

Saturday, November 26

NCAA Division II Playoffs Quarters @ campus sites

Saturday, December 3

NCAA Division II Playoffs Semis @ campus sites

Mineral Water Bowl - MIAA vs. NSIC @

Excelsior Springs, Mo. 1 p.m.

Saturday, December 10

NCAA Division II Championship Game

@ Florence, Ala.

*= MIAA Game.

Ichabods clinched at least a share of the MIAA.

The Ichabods jumped on the Lions as they scored touchdowns on five of its first six possessions. The first two coming on Trent Hearn runs of 3- and 24-yards.

Brandon Walker came in a quarterback and guided the Ichabods on a 10-play, 64-yard drive as he ran 11 yards for a touchdown to put the Ichabods up 21-0 with 14:12 to go in the second quarter.

Hearn rushed for his third touchdown of the afternoon on a 4-yard run. Hearn would not carry the ball the rest of the game as he would finish with 122 yards on eight carries and the three touchdowns playing only one quarter and 3:40 of the second quarter. Hearn also raised his season total to 1,035 yards becoming only the fourth Ichabod to rush for more than 1,000 yards in a single season and the first Ichabod to do it twice in a career.

Rawshaw Bland capped a 9-play, 95-yard drive that put the 'Bods up 35-0 entering halftime.

The Lions jumped on the board as Dartan Johnson scored on a 5-yard run. A.J. Patterson scored on a 16-yard pass from Jordan Brill to push the Ichabods back to a 42-7 lead with 4:41 left in the third quarter.

The Lions scored again as Jamison Hummel pulled down a Adam Hinspeter pass from seven yards out.

Washburn's Chris Brown, who played both defense and offense for the second straight week, scored on a 6-yard run to wrap up the Ichabod scoring. Brown finished with a game-high 129 yards on the ground on 17 carries.

Southern on a 17-yard run by Ronnell Newman and added two more scores within 2:12 of one another as they blocked two punts inside the Ichabod 20 and converted them for two touchdowns.

The Ichabods as a team rushed for 382 yards with Brown's 129, Hearn's 122 and Walker's 99 yards leading the way. The 382 yards tied a school record for most yards on the ground for a Washburn team. The last time the Ichabods had two 100 yard

Ichabod head coach Craig Schurig

A new era in Washburn football began when Craig Schurig was named head coach of the Ichabod football program Dec. 28, 2001.

In only three seasons as the Ichabods' head coach, Schurig has led the Washburn football program to a new level with a school-best finish in the MIAA, their first winning season since 1999 and their first postseason win since 1986 with a 36-33 win over Northern State in the 2004 Mineral Water Bowl.

The Ichabods finished the 2004 season with an 8-4 record as Washburn has improved five victories in the win column since Schurig's first season at the helm.

After coaching for nearly a decade in a winning program, Schurig has brought the knowledge of success, a winning attitude and a new intensity to the Ichabod football program.

In his three seasons at Washburn, the Ichabods have had two MIAA Freshman of the Year and 27 players receive All-MIAA honors. He has been equally on task with players in the classroom with 40 Ichabods named to the MIAA Commissioner's Academic Honor Roll, including two Academic All-Americans.

While under Schurig, the Ichabod football pro-

gram has also seen sweeping changes in facilities with the improvements to Yager Stadium and equipment upgrades in the weight room.

While on the Pittsburg State coaching staff, Schurig was a part of an NCAA national finalist squad in 1995, four MIAA Championship teams and eight NCAA Division II playoff teams. He helped guide one of the top defenses in Division II including the top-ranked defensive squad in 1999.

Prior to working with the defensive backs, he worked three seasons with the Gorillas' tight ends.

Before arriving at Pittsburg State, Schurig spent the 1992 season as a volunteer assistant coach at his alma mater, Colorado School of Mines joining the Gorillas in 1993.

Schurig, a Willingboro, N.J., native, was a four-year letterman as a defensive back at Colorado Mines and was selected team captain as a senior. He earned second-team All-Rocky Mountain Athletic Conference honors as a senior. He graduated in 1987 with a bachelor's degree in petroleum engineering.

Schurig earned a master's degree in physical education at Pittsburg State in 1996. Craig and his wife, Louisa, have a daughter, Samantha, and two sons, Mitchell and Michael.

About the Griffons



General Information

Name: Missouri Western State University
Location: St. Joseph, Mo.
Founded: 1969
Enrollment: 4,532
Affiliation: NCAA II
Conference: MIAA
Nickname: Griffons
Colors: Black and gold
President: Dr. James Scanlon
Athletics Director: Mark Linder
Stadium: Spratt Memorial
Playing Surface: Grass

Coaching Staff

Head Coach: Jerry Partridge
(Missouri Western, 1985)
Record at MWSU: 60-40 (9 years)
Overall Record: same
Best time to reach Partridge: Mornings
Football Office Phone: (816) 271-4499
Assistant Coaches:
Doug Smith (Offensive coordinator)
Matt Williamson (Defensive line)
Todd Throckmorton (Offensive line)
Regi Trotter (Secondary)

Sports Information

Football Contact: Brett King
Email: king@mwsc.edu
Office Phone: (816) 271-4257
Home Phone: (816) 232-8582
SID Fax: (816) 271-4544
Press Box Phone: (816) 271-4257
Internet Address: www.gogriffons.com
Overnight Address: 4525 Downs Drive
St. Joseph, Mo. 64507

rushers was on Oct. 22, 1994 in a 60-28 loss to Missouri Western. Joe Schartz had 17 carries for 104 yards and Nick Cummings had 21 carries for 122 yards.

Brill was 10 for 18 with 1 touchdown and 201 yards passing. Cason Lehman had three receptions for 72 yards to lead all receivers.

Mike Gonzalez led the Ichabods with 12 tackles. Fletcher Terrell had two interceptions and one solo tackle.

Overall, the Ichabods outgained the Lions 583 to 441 overall and 382 to 148 on the ground.

About the Opponent . . . last time out

ST. CLOUD, Minn. -- The Missouri Western State University football team traveled over seven hours to face 17th-ranked St. Cloud State Saturday afternoon (Oct. 29) and suffered just its 3rd loss of the season, 31-28 in front of 3,400 fans at Husky Stadium.

What started as a defensive struggle in the first half, turned into a shootout in the second half. The Huskies (8-2) held a 10-point lead, 17-7 midway through the third quarter, but could not hold on as the Griffons (7-3, 5-2 MIAA) scored two straight TD's to take a 21-17 lead.

The fourth quarter alone saw Western and St. Cloud State exchange leads three times with the Huskies coming away with the final possession and game-winning score with a 10-yard TD pass reception with 38 seconds left.

Western was led offensively by junior RB Jeremiah White who went for 137 yards and one TD on 30 carries. Griffon QB Michael Burton added a 17-of-28, 254-yard performance through the air and connected on two TD passes, each to wide receiver Jarrett Brooks. Brooks hauled in six receptions for 121 yards and two TD's vs. the Huskies.

Junior TE Gijon Robinson added a game-high seven receptions for 96 yards. Western's defense was led by Leon Douglas with 12 total tackles, eight solo. Safety Chauncey Mayfield recorded 10 tackles for Western.

The game vs. the Huskies was about as even on the stat sheet as one game could get. Western held a five-minute time of possession advantage and had one more first down. The Huskies had 421 yards of total offense to Western's 376. One key stat for Western was a 7-of-14 third-down conversion rate in which the Griffons went a perfect 5-for-5 in the final two Western scoring drives of the game.

St. Cloud State's Matt Birkle rushed for a game-high 227 yards on 34 attempts and two touchdowns. Husky WR Ryan Koch recorded seven receptions for 84 yards and one touchdown.

Series Notes . . .

Today's meeting is the 34th meeting in the series between the Griffons and

Series games with Missouri Western - Griffons lead the series 13-18-2

S16 1972	W	58-3	Topeka	N2 1985	L	10-13	St. Joseph	O17 1998	W	35-27	Topeka
S15 1973	T	13-13	St. Joseph	N1 1986	W	21-14	Topeka	S25 1999	L	10-35	St. Joseph
S21 1974	W	37-0	Topeka	O3 1987	W	31-6	St. Joseph	S23 2000	L	13-23	Topeka
S20 1975	L	24-27	St. Joseph	O1 1988	W	17-10	Topeka	O20 2001	L	6-27	St. Joseph
S18 1976	W	26-15	Topeka	N11 1989	W	28-21	Topeka	O26 2002	L2OT	28-34	Topeka
O22 1977	T	7-7	Topeka	N10 1990	W	21-10	St. Joseph	N8 2003	L	14-30	St. Joseph
O21 1978	L	25-53	Topeka	N16 1991	L	23-35	St. Joseph	O30 2004	W	30-23	Topeka
O27 1979	W	23-21	St. Joseph	N14 1992	L	17-41	Topeka				
O25 1980	L	14-45	Topeka	O23 1993	L	10-41	St. Joseph				
N7 1981	L	0-52	St. Joseph	O22 1994	L	28-60	Topeka				
N6 1982	L	21-37	St. Joseph	S16 1995	L	6-17	St. Joseph				
O29 1983	W	24-21	St. Joseph	S21 1996	W	21-7	Topeka				
O27 1984	L	21-37	Topeka	O18 1997	L	12-13	St. Joseph				

the Ichabods. The Griffons lead the all-time series 18-13 with two ties. Missouri Western has won six of the last nine and nine of the last 14 meetings. The Ichabods' longest winning streak was from 1986 to 1990 when they won five straight - only to lose five straight to the Griffons starting in 1991. The Ichabod snapped a five-game losing streak to the Griffons in Topeka last season on Homecoming. The Ichabods have not won in St. Joseph since Nov. 10, 1990 when the Ichabods won 21-10. The Ichabods have lost seven straight games in St. Joseph.

Last Meeting with MWSU . . .

(Nov. 12, 2005) - TOPEKA - The Washburn Ichabods used a fourth quarter comeback for a 30-23 win over Missouri Western on homecoming and senior day in Yager Stadium. The Ichabods' Tyler Schuerman hooked up with Sam Sissom with 21 seconds remaining for the win.

After the Griffons tied the score at 23 with 5:09 remaining, the Ichabods drove to the Griffon 23. The Ichabods attempted a 40-yard field goal, but it was blocked and the Griffons took over at their own 38. The Ichabod defense forced the Griffons into a three and out. After a 16-yard punt return to the Washburn 35, the Ichabods took over with 50 seconds on the clock.

The Ichabods Schuerman rushed for 22 yards to the Missouri Western 43. After a pass to Rawshaw Bland to the 39 and a 23 yard pass to Sissom, the Ichabods had first down on the 16. The Ichabods stopped the clock. On a 2nd-and-10, Schuerman hit Sissom for the winner.

When the Griffons tied the score at 23, the Ichabods' Jake LeBahn used all of his 6-foot-4 body to block the extra point that would have given the Griffons the lead at 24-23.

Missouri Western opened the scoring with a 23-yard field goal by Michael Cooper. The Ichabods responded by Ra'Shawn Mosley capping an 84-yard drive with a 5-yard touchdown run. Mosley finished the day with a career-high 170 yards on 26 carries and three touchdowns.

Schuerman had 69 yards rushing and was sacked three times. He was 15 of 29 for 202

Ichabods last time out vs Griffons

Missouri Western 23 Washburn 30

October 30, Topeka, Kan. • Yager Stadium

Attendance: 4,917

Washburn									
Rushing	No	Gain	Loss	Net	TD	Lg	Avg		
Mosley,Ra'Shawn	26	173	3	170	3	39	6.5		
Schuerman,Tyler	13	91	22	69	0	26	5.3		
Bland,Rawshaw	4	15	0	15	0	5	3.8		
Tetuan,Jarod	1	7	0	7	0	7	7.0		
Totals	44	286	25	261	3	39	5.9		

Passing	Att	Cmp	Int	Yds	TD	Long	Sack
Schuerman,Tyler	29	15	1	202	1	45	3
Ichabods	1	0	0	0	0	0	0
Totals	30	15	1	202	1	45	3

Receiving	No.	Yds	TD	Long
Sissom,Sam	5	72	1	23
Odupitan,Mike	4	45	0	18
Scott,Jeff	2	59	0	45
Hickel,Dustin	1	11	0	11
Hoytal,John	1	8	0	8
Bland,Rawshaw	1	4	0	4
Mosley,Ra'Shawn	1	3	0	3
Totals	15	202	1	45

Punting	No.	Yds	Avg	Long	In20
Massey,Curtis	6	249	41.5	50	0
Totals	6	249	41.5	50	0

Punts									
All Returns	No	Yds	Lg	No	Yds	Lg	No	Yds	Lg
Sissom,Sam	4	47	16	0	0	0	0	0	0
Odupitan,Mike	0	0	0	4	44	17	0	0	0
Stuckey,Calvin	0	0	0	1	27	27	1	21	21
Terrell,Fletche	0	0	0	0	0	0	1	26	26
Totals	4	47	16	5	71	27	2	47	26

Field Goals									
Sabel,Connor	4th	08:50	27 yds		Good				
Sabel,Connor	4th	02:23	40 yds		Blocked				

Missouri Western									
Rushing	No	Gain	Loss	Net	TD	Lg	Avg		
Burns,Jamison	13	47	0	47	0	8	3.6		
Richardson,Nick	14	46	0	46	1	10	3.3		
Westerberg,Kyle	8	34	5	29	0	8	3.6		
Cooper,Michael	5	25	0	25	1	18	5.0		
Hodge,Travis	1	18	0	18	0	18	18.0		
Theus,LaMont	1	2	0	2	0	2	2.0		
Burton,Michael	1	0	0	0	0	0	0.0		
Totals	43	172	5	167	2	18	3.9		

Passing	Att	Cmp	Int	Yds	TD	Long	Sack
Burton,Michael	15	5	1	65	0	27	0
Westerberg,Kyle	8	2	1	16	0	10	1
Cooper,Michael	1	1	0	4	0	4	0
Totals	24	8	2	85	0	27	1

Receiving	No.	Yds	TD	Long
Brooks,Jarrett	2	16	0	13
Hale,Brandon	1	27	0	27
Schoonover,Jon	1	16	0	16
Griffin,Matt	1	10	0	10
Richardson,Nick	1	6	0	6
Theus,LaMont	1	6	0	6
Robinson,Gijon	1	4	0	4
Totals	8	85	0	27

Punting	No.	Yds	Avg	Long	In20
White,Jay	6	235	39.2	45	3
Totals	6	235	39.2	45	3

Punts									
All Returns	No	Yds	Lg	No	Yds	Lg	No	Yds	Lg
Brooks,Jarrett	0	0	0	3	98	93	0	0	0
Schoonover,Jon	3	103	43	0	0	0	0	0	0
Burns,Andre	0	0	0	0	0	0	1	0	0
Brown,Stephon	0	0	0	1	16	11	0	0	0
Carbin,Greg	0	0	0	2	50	41	0	0	0
Totals	3	103	43	6	164	93	1	0	0

Score by Quarters

Missouri Western St.	3	7	0	13	-	23
Washburn	0	6	7	17	-	30

Scoring Summary

1st

MWSC Cooper,Michael 23 yd field goal

2nd

WU Mosley,Ra'Shawn 5 yd run, Sabel,Connor kick blockd

MWSC Brooks,Jarrett 93 yd kickoff return, Cooper,Michael kick

3rd

WU Mosley,Ra'Shawn 1 yd run, Sabel,Connor kick

4th

MWSC Richardson,Nick 2 yd run, Cooper,Michael kick

WU Mosley,Ra'Shawn 2 yd run, Sabel,Connor kick

WU Sabel,Connor 27 yd field goal

MWSC Cooper,Michael 1 yd run, Cooper,Michael kick blockd

WU Sissom,Sam 16 yd pass from Schuerman,Tyler, Sabel,Connor kick

Team Stats

	Missouri Western	Washburn
FIRST DOWNS	16	25
Rushing	9	13
Passing	4	10
Penalty	3	2
NET YARDS RUSHING	167	261
Rushing Attempts	43	44
Average Per Rush	3.9	5.9
Yards Gained Rushing	172	286
Yards Lost Rushing	5	25
NET YARDS PASSING	85	202
Completions-Attempts-Int	8-24-2	15-30-1
Average Per Completion	10.6	13.5
TOTAL OFFENSE YARDS	252	463
Average Gain Per Play	3.8	6.3
Fumbles: Number-Lost	2-1	0-0
Penalties: Number-Yards	4-31	8-70
PUNTS-YARDS	6-235	6-249
Average Yards Per Punt	39.2	41.5
Net Yards Per Punt	31.3	24.3
KICKOFFS-YARDS	5-260	6-301
Average Yards Per Kickoff	52.0	50.2
Net Yards Per Kickoff	37.8	22.8
Punt returns: Number-Yards-TD	3-103-0	4-47-0
Average Per Return	34.3	11.8
Kickoff returns: Number-Yds-TD	6-164-1	5-71-0
Average Per Return	27.3	14.2
Interceptions: Number-Yds-TD	1-0-0	2-47-0
Fumble Returns: Number-Yds-TD	0-0-0	0-0-0
Possession Time	31:00	29:00
Third-Down Conversions	4 of 15	2 of 12
Fourth-Down Conversions	2 of 3	1 of 1
Red-Zone Scores-Chances	3-4	5-5
Sacks By: Number-Yards	3-21	1-5
PAT Kicks	2-3	3-4
Field Goals	1-1	1-2

yards passing. Sissom had five receptions for 72 yards. Mike Odupitan had four catches for 45 yards.

The Ichabod defense limited Missouri Western to 89 yards of total offense in the first half. Blake Meyer had a career-high 16 tackles in the win with eight solo stops. Grant Gould had 16 tackles for the Ichabods as well.

Washburn Football History . . .

Washburn is 468-531-44 in its 115th year of college football.

A win for Washburn would . . .

- lift the Ichabods to 469-531-44 in its football history.
- give the Ichabods a 14-18-2 all-time record against the Griffons.
- be the Ichabods' second straight win over the Lions.
- keep the Ichabods undefeated in MIAA play (8-0)
- be their 10th straight MIAA win dating back to last season.
- be the first time the Ichabods have won 10 straight MIAA games.
- be the Ichabods 11th MIAA win in their last 12 conference games dating back to last season.
- snap a seven-game losing streak in St. Joseph to Missouri Western.

- give the Ichabods 10 wins in a season for the first time in school history
- clinch an outright MIAA title - their first since joining the MIAA and the first conference title of any kind since the 1983 season.
- be the second straight MIAA undefeated season for the conference champion as Pitt State went 9-0 last season.

A loss for Washburn would . . .

- drop the Ichabods to 468-532-44 in its football history.
- snap a nine-game MIAA winning streak dating back to last season.
- drop the Ichabods to 19-13-2 all-time against the Griffons.
- be the Ichabods eighth straight loss in St. Joseph.
- give the Ichabods a share of the MIAA title providing Pittsburg State tops Central Missouri in Warrensburg.

A look back at the win over Missouri Southern -- the win . . .

- lifted the Ichabods to 468-531-44 in its football history.
- gave the Ichabods a 15-20-1 all-time record against the Lions.
- was the Ichabods' third straight win over the Lions.
- kept the Ichabods undefeated in

Honors for 2005 season

MIAA Player of the Week

Sept. 3 - Sam Sissom (Sr., WR)
 Sept. 10 - Grant Gould (Sr., LB)
 Sept. 17 - Fletcher Terrell (Sr., KR/DB)
 Sept. 24 - Grant Gould (Sr., LB)
 Oct. 2 - Trent Hearn (Jr., RB)
 Oct. 8 - Jordan Brill (So., QB)
 Oct. 8 - Trey Lewis (Jr., DT)
 Oct. 8 - Connor Sabel (Jr., PK)
 Oct. 22 - Curtis Massey (Sr., P)

Preseason All-American - CollegeSportsReport.com

Third Team: Grant Gould (Sr., LB)
Fourth Team: Sam Sissom (Sr., WR)

D2Football.com - Preseason All-Region Team

Second Team: Sam Sissom (Sr., WR)
 Second Team: Fletcher Terrell (Jr., DB)
 Second Team: Curtis Massey (Sr., P)
 Second Team: Sam Sissom (Sr., Punt Returner)

2005 Starting Lineups

[illegible][illegible]

MIAA play (7-0)

- was their ninth straight MIAA win dating back to last season.
- was the first time the Ichabods have won nine straight MIAA games.
- was the Ichabods 10th MIAA win in their last 11 conference games dating back to last season.
- was the fourth straight win over the Lions in Topeka.
- set a school record for the most wins in a regular season with nine.
- clinched at least a share of the MIAA title - their first since joining the MIAA and the first conference title of any kind since the 1983 season.

Ichabods in the regional rankings. .

TOPEKA -- The Washburn Ichabods, remained in the top spot in this week's NCAA Southwest Regional Football Ranking that was released by the NCAA Monday.

The Ichabods, who have already claimed at least a share of the MIAA regular season championship, can win the title outright with a win at Missouri Western, who is No. 9 in the regional ranking.

The Ichabods will find out its postseason assignments on Sunday at noon CST during the NCAA selection show which will air on ESPN News.

Southwest Regional Ranking (record) Last Week's Ranking

1. Washburn (8-1) 1
2. Northwest Missouri State (6-2) 5
3. Angelo State (8-1). 9
4. West Texas A&M (8-1) 2
5. Pittsburg State (7-2). 6
6. Missouri Western State (7-2). 7
7. Nebraska-Kearney (7-2). 4

Ichabods in NCAA Stats

As of Oct. 29 report

Category Leader

Rushing

Trent Hearn - 37th (103.5) 182.5

Pass Efficiency

Jordan Brill - 9th (158.1) 215.8

Total Offense

Jordan Brill - 44th (224.0). 368.1

Scoring

Trent Hearn - 18th (9.6) 18.0

Punting

Curtis Massey - 30th (38.7) 46.1

Interceptions

Fletcher Terrell - 10th (0.7) 1.2

Total Tackles


Grant Gould - 22nd (10.7) 13.1

Passes Defended

Fletcher Terrell - 14th (1.5) 2.1

2005 Players of the game -- as selected by Ichabod Coaching Staff

Game	Off. Skill	Def. Skill	Special Teams	Off. Line	Def. Line	Work Team Off.	Work Team Def.	Big Hit
CSM	Sam Sissom, WR	Fletcher Terrell, DB	Connor Sabel, PK Jeff Scott, LS	Dan Schneider, C	Dustin Moyer, DE	David Becker, OL	James Daniels, LB	Rawshawn Bland, FB
WWU	Trent Hearn, RB	Josh Looney, LB	Jarod Tetuan, WR Aaron Gardiner, WR	Jeff Rickard, RG	Trey Lewis, DT	Joe Hastings, WR	Ben Bianchino, DT	Trent Hearn, RB
CMSU	Mike Odupitan, WR	Mike Gonzalez, LB	Fletcher Terrell, KR Connor Sabel, PK	Rudy Sué, LG	Roy Sims, DT	Dragmeon Powers, WR	Brandon Jackson, DT	Terrell Cobb, LB Jarod Tetuan, WR
CWU	Jordan Brill, QB	Grant Gould, LB	Jeff Scott, TE Jake Lebahn, WR	Rudy Sué, LG	Trey Lewis, DT	Marcus Miller, FB	Zach Watkins, LB	Zach Hemmerling, DT
SBU	Cason Lehman, WR	Grant Gould, LB	Curtis Massey, P Fletcher Terrell, DB	Andy Kavanaugh, RT	Josh Looney, LB	Grant Hajek, OL	Lincoln White, LB	Jim Holland, OL Cody Huenefeld, DE
PSU	Trent Hearn, RB	Mike Gonzalez, LB	Fletcher Terrell, DB Connor Sabel, PK	Jim Holland, RT	The Entire Line	Jeremy Assal, FB	Cary Williams, DB	Fletcher Terrell, Jim Holland, Terrell Cobb
NWMSU	Jordan Brill, QB	Calvin Stuckey, DB	Fletcher Terrell, DB Connor Sabel, PK	Jeff Rickard, RG	Trey Lewis, DT	Heath Shelite, QB	Brandon Jackson, DT	Rawshawn Bland, FB
TSU	Trent Hearn, RB	Josh Looney, LB	Sam Tossie, DE Fletcher Terrell, DB	Dan Schneider, C	Grant Gould, LB	Matt O'Leary, OL	Michael Wilhoite, FS	Trent Hearn, RB
ESU	Mike Odupitan, WR	Grant Gould, LB	Curtis Massey, P Aaron Hicks, LB	Dan Schneider, C	Eric Lawrence, DE	Joe Hastings, WR	Zach Watkins, LB	Trey Lewis, DT
MSSU	Jordan Brill, QB	Fletcher Terrell, DB	Connor Sabel, PK Aaron Gardiner, WR	Rudy Sué, LG	Eric Eisenbarth, DT	Matt Brown, WR	Brandon Jackson, DT	Rawshawn Bland, FB
MWSU								



8. Texas A&M-Kingsville (6-2) 10
9. Tarleton State (6-2) 3
10. Central Missouri State (5-3) 8
11. Southeastern Oklahoma State (6-2) 11
12. Colorado School of Mines (5-4) NR

Ichabods vs ranked opponents . .

The Ichabods improved to 5-31 vs ranked Division II opponents with their win over No. 4 ranked Pittsburg State on Oct. 1. The win was the highest win over a ranked opponent since the Ichabods joined the D-II ranks. The win over the then No. 14 ranked Colorado Mines in the 2005 opener was the first win over a ranked team on the road for the Ichabods and the win over then No. 5 Northwest Missouri was the Ichabods' highest win over a ranked opponent on the road. The other two wins over a ranked opponents are Emporia State 34-21, when the Hornets were ranked No. 16 in the nation on Nov. 2, 2002. The other win over a ranked opponent was on Oct. 17, 1992 when the Ichabods beat 20th-ranked Central Missouri 13-10 in Topeka.

The Ichabods in the national rankings . .

The Washburn Ichabods climbed to new heights in the latest NFCA Coaches Poll as they were slotted No. 5. It is the highest the Ichabods have been picked in the NFCA Poll. The Ichabods are No. 12 in the D2football.com national poll. The No. 5 is one spot behind the highest ranking in school history counting both NAIA and NCAA play. The 1986 team was also ranked No. 4 during the fourth week of the season in the NAIA national poll before finishing in ninth in the final national poll. The ninth place poll finish by the 1986 squad is the tied for highest final poll finish in school history with the 1983 team.

Record watch . .

Grant Gould and the tackle charts - both Washburn and NCAA Division II


Senior linebacker Grant Gould, has started 39 games and became Washburn's all-time leading tackler with his 10 tackles against Western Washington. He has 438 career tackles which topped the 349 tackles recorded by Tony Scollieri (1994-97). Gould has already set the school record for assisted tackles (245) for a career and single-season (73) while at Washburn. He has recorded 193 solo tackles in his career, which is second on the solo tackle chart. The record is 196 set by Tony Scollieri. Gould who entered his senior season 10th on the NCAA Division II's all-time tackle list (331) is Division II's active leader and his 438 total tackles has vaulted him into fifth on the all-time NCAA Division II chart. Gould became only the fifth person in since the NCAA recognized defensive tackles starting in 2000, to reach 400 tackles. Gould's 193 solo tackles ranks him 9th on the NCAA D-II chart. To move into third on the NCAA all-time career chart, Gould needs to reach 446 total tackles.

Fletcher Terrell and the interception charts and NCAA passes defended chart

With his pick against Emporia State, Fletcher Terrell passed A.C. Poynter (1982-83) atop the Washburn record book with his 14th career pick. Terrell added two more picks against Missouri Southern to push his career total to 16 and his 2005 season total to 7. The school single season record is eight, held by Bruce Canady set in 1983. Terrell is already the Washburn career passes defended record holder with 54. His 54 career passes defended is second on the NCAA chart trailing only Rob Keefe of Mercyhurst who had 56 for his career.

MIAA Stat Comparisons

Scoring Offense	G	Points	Avg.
2. Washburn	10	377	37.7
4. Missouri Western	10	281	28.1
Scoring Defense	G	Points	Avg.
2. Missouri Western	10	190	19.0
5. Washburn	10	259	25.9
Rushing Offense	G	Yards	Avg.
3. Missouri Western	10	2139	213.9
4. Washburn	10	1956	195.6
Rushing Defense	G	Yards	Avg.
3. Missouri Western	10	1354	135.4
4. Washburn	10	1438	143.8
Passing Offense	G	Yards	Avg.
4. Washburn	10	2358	235.8
8. Missouri Western	10	1906	190.6
Passing Def. Efficiency	G	Yards	Effic.
1. Missouri Western	10	1893	107.8
5. Washburn	10	2383	122.8
Total Offense	G	Yards	Avg.
2. Washburn	10	4314	431.4
3. Missouri Western	10	4314	431.4
Passing Defense	G	Yards	Avg.
2. Missouri Western	10	1893	189.3
6. Washburn	10	2383	238.3
Turnover Margin	G	-/+	Avg.
T3. Washburn	10	+6	0.60
T3. Missouri Western	10	+6	0.60
Kickoff Returns	G	Yards	Avg.
1. Missouri Western	10	712	24.6
4. Washburn	10	768	21.9
Punting	G	Net Avg.	
1. Missouri Western	10	34.3	
8. Washburn	10	27.1	
Punt Returns	G	Yards	Avg.
3. Missouri Western	10	390	13.0
6. Washburn	10	230	9.6
First Downs	G	Total	
2. Washburn	10	215	
4. Missouri Western	10	199	
Opponent First Downs	G	Total	
3. Missouri Western	10	181	
8. Washburn	10	214	
Sacks By	G	Sacks	Yards
2. Missouri Western	10	28	166
4. Washburn	10	26	174
Sacks Against	G	Sacks	Yards
5. Missouri Western	10	18	96
6. Washburn	10	22	170
Penalties	G	Yards	Avg.
4. Missouri Western	10	582	58.2
7. Washburn	10	694	69.4
Opponent Penalties	G	Yards	Avg.
3. Washburn	10	682	68.2
5. Missouri Western	10	680	68.0

**Mike Odupitan and the receiving, all-purpose and scoring charts**

With his 33 receiving yards and two receptions against Missouri Southern, senior wide receiver Mike Odupitan has raised his career totals to 2,414 receiving yards and 144 receptions. Odupitan became only the fifth Ichabod to go over the 2,000-yard mark in a career. His receiving yards rank him fourth on the Washburn career chart and his 139 career receptions place him in fourth. His 168 points scored also put him in sixth place on the all-time Ichabod scoring charts.

With four more yards in all purpose yards, Odupitan would become only the second Ichabod to reach 4,000 yards in all purpose yards as an Ichabod. Troy Slusser had 5,043 in his career. Odupitan is currently in second on the all-time chart with 3,996 yards trailing Slusser in all purpose yards.

Jordan Brill and the passing charts

Sophomore quarterback Jordan Brill needs nine yards passing to become Washburn's single season leading in passing yards. The school record is 2,338 set by Barry Griffiths in 1988. Brill enters the MWSU game with 2,330 yards. Also, Brills 21 touchdown passes this season is tied for the third best in school history behind Griffiths 23 in 1988 and Tyler Schuerman's 28 last season.

Trent Hearn and the rushing and scoring charts

Junior running back Trent Hearn enters the game with the Griffons with 1,035 yards this season. The single season rushing record is 1,185 set by Dino DeLisa in 1983. Hearn needs 151 yards to pass DeLisa. For the career charts, Hearn has 2,429 and trails DeLisa's total of 2,794 by 365 yards.

As far as the career scoring charts go, Hearn's 210 career points is tied for third on the all-time list with former placekicker Chad Todd. Sitting ahead of Hearn on the all-time chart is Troy Slusser and Sam Sissom, who each have scored 226 points in their Washburn career. Hearn set the junior class rushing record passing Art Fletcher's 979 yards set in 1948 against Missouri Southern.


Bods and Ends . . .

- Fletcher Terrell ranks 14th in the nation in passes defended and 10th in interceptions.
- Jordan Brill is ranked No. 9 in the nation in pass efficiency and No. 44 in total offense with 224.0 yards per game.
- Grant Gould is 22nd in the nation in total tackles.
- As a team, the Ichabods are ranked No. 15 in scoring offense, No. 21 in total offense and 24th in kickoff returns.

Up next . . .

The NCAA playoffs start on Nov. 12 with the top six teams in the Southwest Region qualifying for 24-team national tourna-

ment. The top two teams in each region will each receive byes for the first round games that start on Nov. 12. The Nos. 3 and 4 seeds will host the Nos. 5 and 6 seeds. The winners will meet at the Nos. 1 and 2 seeds site for a second round game on Nov. 19. The regional semifinal winners will meet on Nov. 26 for the quarterfinals. The semifinals will be on Dec. 3 with the winners of the Southwest and Southeast regions and the winners of the Northeast and Northwest regions would advance to the Championship game in Florence, Ala.



The last time it happened . . .

400 Passing Yards

12/4/04 vs Northern State - Tyler Schuerman (400 yards)

300 Passing Yards

9/17/05 vs Central Washington - Jordan Brill (328 yards)

40 Pass Attempts

10/26/02 vs Missouri Western - Dustin Hickel (42 attempts)

20 Pass Completions

9/17/05 vs Central Washington - Jordan Brill (21 completions)

10/8/05 vs Northwest Missouri - Jordan Brill (21 completions)

100-199 Receiving Yards

10/8/05 vs Northwest Missouri - Mike Odupitan (105 yards - 6 receptions)

200 or more Receiving Yards

8/27/2005 vs Colorado Mines - Sam Sissom (231 yards - 7 receptions)

100-174 Rushing Yards

10/29/2005 vs Missouri Southern - Chris Brown (129 yards - 17 carries)

10/29/2005 vs Missouri Southern - Trent Hearn (122 yards - 8 carries)

175 or more Rushing Yards

10/15/05 vs Truman - Trent Hearn (178 - 27 carries)

Kickoff returned for a touchdown

10/1/2005 vs Pittsburg State - Fletcher Terrell (83 yards) - 2nd of season and career which set new school records

Punt returned for a touchdown

9/23/05 vs Southwest Baptist - Jake Lebahn 15-yard return (in end zone off Chris Brown blocked punt)

Punt returned for a touchdown (not on a blocked punt)

11/6/04 vs Missouri Southern - Sam Sissom (66 yards)

Interception returned for a touchdown

10/22/05 vs Emporia State - Fletcher Terrell (66 yards)

Fumble Recovery for a touchdown

9/25/04 vs Northwest Missouri - Mitch Birt (Recovery in endzone after sack)

500 Yards in Team Total Offense

10/29/2005 vs Missouri Southern - (583 total yards)

600 Yards in Team Total Offense

11/9/02 vs Missouri-Rolla (612 total yards)

30 First Downs

12/4/04 vs Northern State - (543 total yards - 13 rushing, 15 passing, 2 penalty)

Overtime Game

10/1/2005 vs Pittsburg State - (win 35-34 in one overtime)

Double Overtime Game

10/26/02 vs Missouri Western - (loss 34-28 in double overtime)

Last Time Shutout

11/7/98 vs Central Missouri - (loss 37-0 -- a streak of 79 games without one)

Last Time Washburn Recorded a shutout

9/18/04 vs Truman State- (win 62-0) -- a streak of 19 games

2005 AFCA Poll #10

	Rec.	Pts.	Prv.
1. Grand Valley St. (Mich.) (25)	9-0	625	1
2. Valdosta St. (Ga.)	9-1	594	3
3. Bloomsburg (Pa.)	10-0	570	4
4. Albany St. (Ga.)	7-1	520	5
5. Washburn (Kan.)	9-1	516	6
6. Saginaw Valley St. (Mich.)	8-1	487	7
7. North Dakota	9-1	453	2
8. Shepherd (W.Va.)	10-0	436	10t
9. Presbyterian (S.C.)	9-1	432	10t
10. Tuskegee (Ala.)	8-1	380	12
11. Pittsburg St. (Kan.)	8-2	363	14
12. West Texas A&M	9-1	359	13
13. Northwood (Mich.)	8-2	313	15
14. St. Cloud State (Minn.)	8-2	274	17
15. North Alabama	7-2	263	18
16. South Dakota	8-2	242	8
17. Nebraska-Omaha	7-2	216	25
18. East Stroudsburg (Pa.)	7-2	199	20
19. Central Arkansas	8-2	194	22
20. Arkansas Tech	7-2	179	9
21. Carson-Newman (Tenn.)	7-2	145	24
22. Tarleton St. (Tex.)	7-2	77	NR
23. North Carolina Central	9-1	64	NR
24. Angelo St. (Tex.)	8-2	56	19
25. Northwest Missouri St.	6-3	50	16

Others receiving votes: Edinboro (Pa.), 30; West Chester (Pa.), 29; Nebraska-Kearney, 13; Central Washington, 8; Winona St. (Minn.), 8; Texas A&M-Kingsville, 7; C.W. Post (N.Y.), 5; Minnesota-Duluth, 5; Fort Valley St. (Ga.), 4; Missouri Western St., 3; St. Augustine's (N.C.), 3; Southern Connecticut St., 2; Bemidji St. (Minn.), 1.


D2Football.com Poll

	Record	Last week
1. Grand Valley	9-0	2
2. Valdosta State	9-1	3
3. Bloomsburg	10-0	4
4. Washburn	9-1	7
5. North Dakota	9-1	1
6. Saginaw Valley	8-1	6
7. Pittsburg State	8-2	9
8. Presbyterian	9-1	8
9. Albany State	7-1	10
10. Northwood	8-2	11
11. Shepherd	10-0	14
12. East Stroudsburg	7-2	15
13. South Dakota	8-2	5
14. West Texas A&M	9-1	18
15. North Alabama	7-2	16
16. St. Cloud	8-2	17
17. Nebraska-Omaha	7-2	21
18. Central Arkansas	8-2	20
19. Tuskegee	8-1	23
20. Edinboro	7-2	24
21. West Chester	7-3	19
22. Northwest Missouri	6-3	12
23. Central Washington	7-2	NR
24. N.C. Central	9-1	NR
25. Arkansas Tech	7-2	13

NCAA Regional Rankings

Southwest Regional Ranking (record) . . . Last Week's

1. Washburn (9-1)	1
2. West Texas A&M (9-1)	4
3. Pittsburg State (8-2)	5
4. Tarleton State (7-2)	9
5. Northwest Missouri State (6-3)	2
6. Nebraska-Kearney (8-2)	7
7. Angelo State (8-2)	3
8. Southeastern Oklahoma State (7-2)	11
9. Missouri Western State (7-3)	6
10. Central Missouri State (6-3)	10
11. Midwestern State (5-4)	NR
12. Texas A&M-Kingsville (6-3)	8



ICHABOD OFFENSE

Quarterback Career Starts

10 Jordan Brill (6-4, 225, So.)	11
18 Brandon Walker (6-1, 205, Fr-Rs.)	0

Running back

6 Trent Hearn (6-1, 220, Jr.)	24
3 Ra'Shawn Mosley (5-10, 200, So.)	5

Fullback

30 Rawshawn Bland (5-10, 237, Sr.)	37
31 Chris McCann (5-9, 207, Jr.)	0

Wide Receiver (X)

5 Mike Odupitan (6-1, 205, Sr.)	30
81 Jake Lebahn (6-4, 192, So.)	1

Wide Receiver (Z)

7 Cason Lehman (6-1, 210, Sr.)	12
4 Aaron Gardiner (5-11, 195, Jr.)	0

Tight End (Y)

80 Jeff Scott (6-4, 263, Sr.)	23
32 James Martin (6-2, 252, So.)	0

Left Tackle

62 Andy Kavanaugh (6-3, 294, Fr-Rs.)	10
51 Pat Mack (6-4, 276, Jr.)	0

Left Guard

70 Rudy Su'e (6-1, 301, Sr.)	22
64 Eric Eisenbarth (6-2, 276, So.)	0

Center

54 Dan Schneider (6-0, 283, Jr.)	10
59 David Becker (6-2, 293, Fr-Rs.)	0

Right Guard

65 Jeff Rickard (6-3, 296, So.)	10
63 Matt Neely (6-2, 247, So.)	0

Right Tackle

77 Jim Holland (6-7, 287, Sr.)	22
79 Brian Strand (6-4, 306, Jr.)	0

ICHABOD DEFENSE

Defensive End Career Starts

90 Eric Lawrence (6-2, 246, Fr-Rs.)	10
93 Andre King (6-1, 255, Jr.)	0

Defensive Tackle

76 Trey Lewis (6-3, 276, Jr.)	16
97 Nick Bull (6-2, 295, Jr.)	6

Defensive Tackle

98 Zach Hemmerling (6-5, 279, Jr.)	22
64 Eric Eisenbarth (6-2, 276, So.)	0

Defensive End

72 Cody Huenefeld (6-1, 267, Jr.)	20
11 Sam Tossie (6-2, 250, So.)	0

Outside Linebacker

22 Aaron Neal (6-0, 217, Jr.)	10
24 Henry Talley (6-1, 204, Jr.)	0

Inside Linebacker

44 Michael Gonzalez (5-11, 223, Sr.)	10
56 Aaron Hicks (6-0, 227, So.)	0

Inside Linebacker

36 Grant Gould (6-3, 237, Sr.)	39
48 Terrell Cobb (6-0, 221, Sr.)	1

Outside Linebacker

39 Josh Looney (6-2, 229, Sr.)	43
1 Chris Brown (5-10, 200, Jr.)	0

Cornerback

2 Fletcher Terrell (6-1, 190, Jr.)	33
19 Marquetis Burgess (5-11, 185, Jr.)	0

Cornerback

28 Calvin Stuckey (6-2, 193, Sr.)	22
25 Xavier Beckford (5-11, 183, Fr-Rs.)	0

Free Safety

33 Adam Ewy (6-1, 201, So.)	10
20 Erin Beck (5-11, 195, So.)	4

ICHABOD SPECIALISTS

Punter

47 Curt Massey (6-1, 220, Sr.)	
35 Ben Boswell (6-0, 179, Jr.)	

PAT/FG

86 Connor Sabel (6-2, 180, Jr.)	
88 Adam Azeltine (6-0, 181, Jr.)	

Kickoffs

86 Connor Sabel (6-2, 180, Jr.)	
88 Adam Azeltine (6-0, 181, Jr.)	

Long Snapper

80 Jeff Scott (6-4, 263, Sr.)	
56 Aaron Hicks (6-0, 227, Fr-Rs.)	

Short Snapper

80 Jeff Scott (6-4, 263, Sr.)	
98 Zach Hemmerling (6-5, 279, Jr.)	

Holder

7 Cason Lehman (6-1, 210, Sr.)	
23 Jarod Tetuan (5-11, 198, So.)	

Punt Return

23 Jarod Tetuan (5-11, 198, So.)	
83 Sam Sissom (6-0, 195, Sr.)	

Kickoff Return

5 Mike Odupitan (6-1, 205, Sr.)	
2 Fletcher Terrell (6-1, 190, Jr.)	



GRIFFON OFFENSE

RIGHT TACKLE

79 Mike Hill 6-7 322 Sr.	
71 Derek Nelson 6-5 285 Jr.	

RIGHT Guard

58 Scorpio Horn 6-2 272 Sr.	
64 Lindsay Britton 6-3 296 Jr.	

Center

61 Justin Montgomery 6-3 310 Sr.	
50 Patrick St. Louis 6-1 280 So.	

Left Guard

70 Roger Allen 6-4 298 Fr.	
78 Zack Holloway 6-7 285 Jr.	

Left Tackle

75 Brett Pettigrew 6-7 285 Sr.	
53 Travis Kinkade 6-4 260 So.	

Tight End

88 Gijon Robinson 6-2 252 Jr.	
53 Travis Kinkade 6-4 260 So.	

Fullback

40 LaMont Theus 5-10 230 Sr.	
44 Billy Conger 5-9 221 Fr.	

Tailback

34 Jeremiah White 6-2 224 Jr.	
22 Jamison Burns 5-9 192 Jr.	

Quarterback

12 Michael Burton 6-1 240 Jr.	
15 Matt Landess 6-2 209 Jr.	

Wide Receiver (x)

6 Jarrett Brooks 6-0 171 Jr.	
84 Joey Harris 6-0 197 So.	

Wide Receiver (z)

4 Matt Griffin 6-2 188 Sr.	
3 Brandon Hale 6-0 200 Jr.	

GRIFFON DEFENSE

Defensive End

54 Kyle Knighton 6-5 268 Jr.	
57 Steven Lacy 6-1 205 Jr.	

Guard

99 Marquess Salmond 6-0 270 Sr.	
49 Jonathan Miller 6-4 287 Jr.	

Nose

17 Ahmad Spry 6-2 267 Jr.	
49 Jonathan Miller 6-4 287 Jr.	

Tackle

11 Michael Cobbins 6-2 276 Jr.	
56 Michael Reitz 5-11 245 Jr.	

SAM Linebacker

28 Leon Douglas 6-0 235 Sr.	
35 Jacob Schoonover 6-0 213 So.	

MIKE Linebacker

30 John Matthew Fisher 6-1 231 Jr.	
43 Joseph Stamps 5-10 210 So.	

WILL Linebacker

29 Sirraaj Mohammad 6-0 200 Jr.-R.	
32 Cory Elmendorf 5-10 200 Fr.	

Free Corner

8 Greg Carbin 6-0 174 Jr.	
24 Jarrett Morris 5-9 166 Fr.	

Back Corner

37 Andre Burns 6-0 186 Sr.	
23 Leonard Blythe 5-11 187 Fr.	

Strong Safety

26 Chauncey Mayfield 5-11 166 So.	
45 Sylvester Gibson 6-1 193 Fr.	

Free Safety

9 Cedric Day 6-0 184 Sr.	
2 J.R. Graham 6-0 211 Jr.	

GRIFFON SPECIALISTS

Punter

14 Jay White 6-4 213 Sr.	
85 Jamie Hanson 5-11 196 Fr.	

Placekicker

1 Robbie Walling 6-0 186 Fr.	
39 Lance Marshall 6-0 210 Jr.	

Longsnapper

59 Lance Neal 5-11 224 Fr.	
50 Patrick St. Louis 6-1 280 So.	

Holder

14 Jay White 6-4 213 Sr.	
7 Chris Cummings 6-1 182 Jr.	

Kickoff Return

8 Greg Carbin 6-0 174 Jr.	
6 Jarrett Brooks 6-0 171 Jr.	

Punt Return

6 Jarrett Brooks 6-0 171 Jr.	
21 Brad Kester 5-11 183 Jr.	



No.	Name (Pronunciations)	Pos	Ht	Wt	Cl.	City, State/Previous School
54	Dan Schneider	OL	6-0	283	Jr.	Topeka, Kan./Hayden HS/Butler County
55	Nathan Gaswick	LB	6-1	180	Fr.	Imperial, Neb./Chase County HS
56	Aaron Hicks*	LB	6-0	227	So.	Olathe, Kan./Olathe North HS
57	Grant Hajek (Hi-chek)	OL	6-3	275	Fr.	Omaha, Neb./Millard North HS
58	Drew Bietau (Bee-taugh)	LB	6-1	190	Fr.	Manhattan, Kan./Manhattan HS
59	David Becker	OL	6-2	293	Fr.-Rs.	Omaha, Neb./Millard South HS
60	David Boucher (Boo-shay)	LB	5-10	190	Fr.	Smith Center, Kan./Smith Center HS
61	James Daniels	LB	6-2	215	Fr.	Miramar, Fla./Carol City HS
62	Andy Kavanaugh	OL	6-3	294	Fr.-Rs.	Lohrville, Iowa/Southern Cal HS
63	Matt Neely	OL	6-2	247	So.	Topeka, Kan./Seaman HS
64	Eric Eisenbarth*	OL	6-2	276	So.	Holton, Kan./Holton HS
65	Jeff Rickard	OL	6-3	296	So.	Westminster, Colo./Standley Lake HS
66	Matt O'Leary	OL	6-6	264	Fr.	Andover, Kan./Andover Central HS
67	Ben Vann	DB	5-8	175	Fr.	Wichita, Kan./Independent HS
68	Clayton Calder	LB	5-9	170	Fr.	Olathe, Kan./Olathe South HS
69	Bryce Trump	FB	5-10	190	Fr.	Palco, Kan./Palco HS
70	Rudy Sue* (Sue-ee)	OL	6-1	301	Sr.	San Diego, Calif./East Central (Miss.)
71	Ryan Hawthorne	FB	6-1	200	Fr.	Minden, Neb./Minden HS
72	Cody Huenefeld** (who-in-feld)	DE	6-1	267	Jr.	Aurora, Neb./Aurora HS
73	Nick Schamaun	LB	6-1	180	Fr.	Great Bend, Kan./Great Bend HS
74	John Hattrup	FB	5-10	200	Fr.	Wichita, Kan./Kapaun Mt. Carmel HS
75	Ben Bianchino (Bee-an-keeno)	DL	6-5	255	Fr.	Overland Park, Kan./Blue Valley West HS
76	Trey Lewis**	DL	6-3	276	Jr.	Topeka, Kan./Washburn Rural HS
77	Jim Holland***	OL	6-7	287	Sr.	Pittsburg, Kan./Pittsburg HS
78	Jake Righter (Rider)	LB	5-9	180	So.	Overland Park, Kan./Blue Valley HS
79	Brian Strand	OL	6-4	306	So.	Venango, Neb./Nebraska Wesleyan
80	Jeff Scott***	TE	6-4	263	Sr.	Lenexa, Kan./Shawnee Mission West HS
81	Jake Lebahn*	WR	6-4	192	So.	Salina, Kan./Salina Central HS
82	Joe Hastings	WR	6-0	160	Fr.	Wichita, Kan./Bishop Carroll HS
83	Sam Sissom***	WR	6-0	195	Sr.	Kansas City, Mo./Winnetonka HS
84	Drameagon Powers	WR	6-3	193	Fr.	Elkhart, Texas/Elkhart HS
85	Mark Scott	TE	6-2	235	Fr.-Rs.	Lenexa, Kan./Shawnee Mission West HS
86	Conner Sabel** (Say-bill)	PK	6-2	180	Jr.	Topeka, Kan./Hayden HS
87	Mark Opara (Oh-par-ah)	WR	6-2	190	Jr.	Derby, Kan./Independence Community College
88	Adam Azeltine** (A-zul-tine)	PK	6-0	181	Jr.	Overland Park, Kan./Blue Valley HS
89	Matt Brown	WR	5-11	181	So.	St. Louis, Mo./Seckman HS
90	Eric Lawrence	DE	6-2	246	Fr.-Rs.	Bellevue, Fla./Glades Central Community HS
91	Drew Shaver	WR	5-10	175	Fr.-Rs.	Larned, Kan./Larned HS
92	Justin Knutzen	TE	6-3	230	Fr.-Rs.	Stilwell, Kan./Blue Valley HS
93	Andre King	DE	6-1	255	Jr.	Lawton, Okla./Fort Scott CC
94	Dustin Moyer*	DE	6-2	252	So.	Eudora, Kan./Eudora HS
95	Mitch Birt*	DE	6-2	267	So.	Omaha, Neb./Millard North HS
96	Brandon Jackson	DL	6-2	267	Fr.	Kansas City, Mo./Liberty HS
97	Chris Lockwood	DL	6-2	265	Fr.	Topeka, Kan./Seaman HS
98	Zach Hemmerling**	DE	6-5	279	Jr.	Hutchinson, Kan./Hutchinson HS
99	Nick Bull**	DL	6-2	295	Jr.	Elkhorn, Neb./Elkhorn HS

Assistant Coaches: Brian Miller, Chris Brown, Rob Robinson, David Trupp and Cooper Harris
Graduate Assistant Coaches: Zac Nally, Dion Meneley, Justin Schreiber and Cassidy McCrite

2005 Results (9-1, 7-0 MIAA)

Date	Opponent	Score	Time	Attend
Aug 27	at #14 Colorado Mines	W 28-17	2:58	2143
Sep 03	WESTERN WASHINGTON	W 31-21	3:03	4765
Sep 10	*CENTRAL MO. ST.	W 42-27	3:06	5840
Sep 17	at Central Washington	L 42-48	3:26	3316
Sep 23	*at Southwest Baptist	W 56-21	3:15	1938
Oct 01	*#4 PITTSBURG STATE	W 35-34	3:15	6498
Oct 08	*#5 Northwest Missouri	W 31-28	3:00	5494
Oct 15	*TRUMAN STATE	W 21-14	3:15	6734
Oct 22	*EMPORIA STATE	W 42-14	2:43	6678
Oct 29	*Missouri Southern	W 49-35	3:10	4825
	*MIAA Game			

Team Statistics

	WU	OPP
SCORING	377	259
Points Per Game	37.7	25.9
FIRST DOWNS	215	214
Rushing	89	93
Passing	108	100
Penalty	18	21
RUSHING YARDAGE	1956	1438
Yards gained rushing	2282	1773
Yards lost rushing	326	335
Rushing Attempts	415	392
Average Per Rush	4.7	3.7
Average Per Game	195.6	143.8
TDs Rushing	26	15
PASSING YARDAGE	2358	2383
Att-Comp-Int	253-145-9	349-209-20
Average Per Pass	9.3	6.8
Average Per Catch	16.3	11.4
Average Per Game	235.8	238.3
TDs Passing	21	18
TOTAL OFFENSE	4314	3821
Total Plays	668	741
Average Per Play	6.5	5.2
Average Per Game	431.4	382.1
KICK RETURNS: #-YARDS	35-768	46-818
PUNT RETURNS: #-YARDS	24-230	22-255
INT RETURNS: #-YARDS	20-256	9-82
KICK RETURN AVERAGE	21.9	17.8
PUNT RETURN AVERAGE	9.6	11.6
INT RETURN AVERAGE	12.8	9.1
FUMBLES-LOST	24-12	17-7
PENALTIES-YARDS	80-694	78-682
Average Per Game	69.4	68.2
PUNTS-YARDS	42-1493	49-1793
Average Per Punt	35.5	36.6
Net punt average	27.1	29.4
TIME OF POSSESSION/GAME	28:46	31:13
3RD-DOWN CONVERSIONS	47/123	54/147
3rd-Down Pct	38%	37%
4TH-DOWN CONVERSIONS	10/16	12/25
4th-Down Pct	62%	48%
SACKS BY-YARDS	26-174	22-170
MISC YARDS	0	20
TOUCHDOWNS SCORED	53	34
FIELD GOALS-ATTEMPTS	2-6	6-10
PAT-ATTEMPTS	53-53	27-29
ATTENDANCE	28662	19569
Games/Avg Per Game	5/5732	5/3914

SCORE BY QUARTERS	1st	2nd	3rd	4th	OT	Total
Washburn	101	112	84	73	7	377
Opponents	40	72	71	70	6	259

Offensive Statistics

Rushing	GP	Att	Gain	Loss	Net	Avg	TD	Long	Avg/G
Hearn,Trent	10	179	1061	26	1035	5.8	16	76	103.5
Mosley,Ra'Shawn	7	67	419	17	402	6.0	4	32	57.4
Walker,Brandon	8	49	369	50	319	6.5	3	78	39.9
Brown,Chris	10	20	157	2	155	7.8	1	26	15.5
Patterson,A.J.	6	20	125	2	123	6.2	0	53	20.5
Bland,Rawshaw	10	10	39	0	39	3.9	2	8	3.9
McCann,Chris	5	12	39	3	36	3.0	0	10	7.2
Odupitan,Mike	10	6	18	4	14	2.3	0	9	1.4
Tetuan,Jarod	8	1	4	0	4	4.0	0	4	0.5
Gardiner,Aaron	10	1	3	0	3	3.0	0	3	0.3
Mangino,Tommy	4	3	2	20	-18	-6.0	0	2	-4.5
TM-Ichabods	8	14	0	66	-66	-4.7	0	0	-8.2
Brill,Jordan	10	33	46	136	-90	-2.7	0	8	-9.0
Total.....	10	415	2282	326	1956	4.7	26	78	195.6
Opponents.....	10	392	1773	335	1438	3.7	15	58	143.8


PASSING	G	Effic	Att-Comp-Int	Pct	Yds	TD	Lng	Avg/G
Brill,Jordan	10	158.14	246-142-9	57.7	2330	21	82	233.0
Walker,Brandon	8	119.87	3-2-0	66.7	19	0	14	2.4
TM-Ichabods	8	0.00	2-0-0	0.0	0	0	0	0.0
Mangino,Tommy	4	87.80	2-1-0	50.0	9	0	9	2.2
Total.....	10	155.88	253-145-9	57.3	2358	21	82	235.8
Opponents.....	10	122.80	349-209-20	59.9	2383	18	81	238.3

RECEIVING	G	No.	Yds	Avg	TD	Long	Avg/G
Odupitan,Mike	10	41	729	17.8	6	45	72.9
Lehman,Cason	10	32	403	12.6	2	42	40.3
Lebahn,Jake	10	15	319	21.3	5	52	31.9
Scott,Jeff	10	13	266	20.5	2	57	26.6
Gardiner,Aaron	10	8	120	15.0	0	26	12.0
Sissom,Sam	2	7	231	33.0	3	82	115.5
Tetuan,Jarod	8	7	141	20.1	2	49	17.6
Bland,Rawshaw	10	7	62	8.9	0	17	6.2
Mosley,Ra'Shawn	7	7	27	3.9	0	14	3.9
Hearn,Trent	10	5	34	6.8	0	11	3.4
Patterson,A.J.	6	1	16	16.0	1	16	2.7
Walker,Brandon	8	1	7	7.0	0	7	0.9
McCann,Chris	5	1	3	3.0	0	3	0.6
Total.....	10	145	2358	16.3	21	82	235.8
Opponents.....	10	209	2383	11.4	18	81	238.3

PUNT RETURNS	No.	Yds	Avg	TD	Long
Tetuan,Jarod	9	108	12.0	0	20
Lehman,Cason	5	39	7.8	0	14
Terrell,Fletcher	5	32	6.4	0	11
Mosley,Ra'Shawn	3	19	6.3	0	15
Brown,Chris	1	10	10.0	0	0
Sissom,Sam	1	7	7.0	0	7
Lebahn,Jake	0	15	0.0	1	15
Total.....	24	230	9.6	1	20
Opponents.....	22	255	11.6	0	50

INTERCEPTIONS	No.	Yds	Avg	TD	Long
Terrell,Fletcher	7	113	16.1	2	66
Bull,Nick	2	12	6.0	0	12
Gould,Grant	2	52	26.0	1	26
Stuckey,Calvin	2	71	35.5	0	55
Beck,Erin	2	-1	-0.5	0	0
Neal,Aaron	1	2	2.0	0	2
Cobb,Terrell	1	1	1.0	0	1
Looney,Josh	1	4	4.0	0	4
Lawrence,Eric	1	0	0.0	0	0
Huenefeld,Cody	1	2	2.0	0	2
Total.....	20	256	12.8	3	66
Opponents.....	9	82	9.1	1	37

2005 WASHBURN ICHABOD FOOTBALL



Game By Game Rushing

	No-Yds/TD	CSM	WWU	CMSU	CWU	SBU	PSU	NWMSU	TSU	ESU	MSSU	MWSU
Hearn,Trent	179-1035/16	21-106/1	16-94/1	13-90/1	10-53/0	10-63/1	30-162/3	33-107/3	27-178/2	11-60/1	8-122/3	
Mosley,Ra'Shawn	67-402/4	13-68/0	14-64/1	12-78/1	11-80/1	10-72/1	6-36/0	DNP	1-4/0	DNP	DNP	
Walker,Brandon	49-319/3	DNP	3-81/1	8-38/0	6-19/0	8-33/0	3-17/0	3--1/0	DNP	7-33/1	11-99/1	
Brown,Chris	20-155/1	-	-	-	-	-	-	-	-	3-26/0	17-129/1	
Patterson,A.J.	20-123/0	1--1/0	1-2/0	1-3/0	DNP	6-70/0	DNP	DNP	DNP	4-14/0	7-35/0	
Bland,Rawshawh	10-39/2	-	-	-	2-8/0	1-1/1	-	-	2-8/0	2-6/0	3-16/1	
McCann,Chris	12-36/0	DNP	DNP	2-10/0	DNP	-	DNP	-	DNP	5-15/0	5-11/0	
Odupitan,Mike	6-14/0	1--3/0	1-7/0	-	1--1/0	1-2/0	1-9/0	-	1-0/0	-	-	
Tetuan,Jarod	1-4/0	-	-	1-4/0	-	-	-	-	-	DNP	DNP	
Gardiner,Aaron	1-3/0	-	-	-	-	-	-	-	-	-	1-3/0	
Mangino,Tommy	3--18/0	-	DNP	-	DNP	1-2/0	DNP	DNP	DNP	DNP	2--20/0	
Ichabods	14--66/0	3--3/0	2--2/0	3--38/0	DNP	DNP	1--1/0	1--17/0	2--3/0	1--1/0	1--1/0	
Brill,Jordan	33--90/0	3--23/0	5--20/0	3--7/0	8-2/0	2-4/0	3--6/0	2--11/0	3--18/0	2-1/0	2--12/0	

Game By Game Receiving

	No-Yds/D	CSM	WWU	CMSU	CWU	SBU	PSU	NWMSU	TSU	ESU	MSSU	MWSU
Odupitan,Mike	41-729/6	4-57/0	6-119/0	5-111/1	3-22/0	3-74/1	4-70/0	6-105/1	5-79/1	3-59/2	2-33/0	
Lehman,Cason	32-403/2	-	3-33/0	4-49/1	3-29/0	4-47/1	5-70/0	3-23/0	6-68/0	1-12/0	3-72/0	
Lebahn,Jake	15-319/5	-	-	1-9/0	3-91/2	2-56/1	2-51/1	4-32/0	1-8/0	2-72/1	-	
Scott,Jeff	13-266/2	3-60/0	-	-	2-62/2	-	1-9/0	2-37/0	3-38/0	-	2-60/0	
Sissom,Sam	7-231/3	7-231/3	-	DNP	DNP	DNP	DNP	DNP	DNP	DNP	DNP	
Tetuan,Jarod	7-141/2	-	2-47/0	1-7/1	4-87/1	-	-	-	-	DNP	DNP	
Gardiner,Aaron	8-120/0	-	-	-	-	-	1-12/0	3-33/0	3-56/0	-	1-19/0	
Bland,Rawshawh	7-62/0	-	-	-	3-18/0	1-12/0	-	1-17/0	-	1-14/0	1-1/0	
Hearn,Trent	5-34/0	-	-	-	-	-	1-10/0	1-11/0	1-0/0	2-13/0	-	
Mosley,Ra'Shawn	7-27/0	-	-	2-6/0	4-24/0	-	1--3/0	DNP	-	DNP	DNP	
Patterson,A.J.	1-16/1	-	-	-	DNP	-	DNP	DNP	DNP	-	1-16/1	
Walker,Brandon	1-7/0	DNP	-	-	-	1-7/0	-	-	DNP	-	-	
McCann,Chris	1-3/0	DNP	DNP	-	DNP	-	DNP	1-3/0	DNP	-	-	

Game By Game Passing

#10 Brill,Jordan	Att	Comp	Int	Pct	Yards	TD	Long	Sack	Yds	Effic
Colorado Mines	25	14	1	56.0	348	3	82	2	23	204.5
Western Washington	18	11	0	61.1	199	0	49	4	28	154.0
Central Mo. St.	21	13	1	61.9	182	3	45	1	11	172.3
Central Washington	39	21	1	53.8	328	5	57	3	16	161.7
Southwest Baptist	17	10	1	58.8	187	3	47	0	0	197.7
Pittsburg State	23	14	3	60.9	205	1	36	2	11	124.0
NW Missouri State	31	21	0	67.7	261	1	31	1	6	149.1
Truman	39	19	2	48.7	249	1	28	2	19	100.6
Emporia State	15	9	0	60.0	170	3	52	1	1	221.2
Missouri Southern	18	10	0	55.6	201	1	42	1	9	167.7
TOTALS	246	142	9	57.7	2330	21	82	17	124	158.1

#18 Walker,Brandon	Att	Comp	Int	Pct	Yards	TD	Long	Sack	Yds	Effic
Central Washington	1	1	0	100.0	5	0	5	0	0	142.0
Pittsburg State	1	1	0	100.0	14	0	14	0	0	217.6
Emporia State	1	0	0	0.0	0	0	0	0	0	0.0
TOTALS	3	2	0	66.7	19	0	14	3	26	119.9


#9 Mangino,Tommy	Att	Comp	Int	Pct	Yards	TD	Long	Sack	Yds	Effic
Southwest Baptist	2	1	0	50.0	9	0	9	0	0	87.8
TOTALS	2	1	0	50.0	9	0	9	0	0	87.8

Game By Game Punt Returns

	No-Yds	CSM	WWU	CMSU	CWU	SBU	PSU	NWMSU	TSU	ESU	MSSU	MWSU
Tetuan,Jarod	9-108	1-2	-	1-16	-	-	2-28	1-6	4-56	DNP	DNP	
Lehman,Cason	5-39	-	-	-	1-8	-	-	-	-	3-21	1-10	
Terrell,Fletche	5-32	-	-	-	-	-	-	2-14	1-1	-	2-17	
Mosley,Ra'Shawn	3-19	-	-	-	-	2-21	1--2	DNP	-	DNP	DNP	
Brown,Chris	1-10	-	-	-	-	1-10	-	-	-	-	-	
Sissom,Sam	1-7	-	1-7	DNP	DNP	DNP	DNP	DNP	DNP	DNP	DNP	

Game By Game Kickoff Returns

	No-Yds	CSM	WWU	CMSU	CWU	SBU	PSU	NWMSU	TSU	ESU	MSSU	MWSU
Terrell,Fletche	10-314	-	-	2-140	3-55	-	1-83	3-32	1-4	-	-	
Odupitan,Mike	16-312	3-49	3-64	-	5-109	1-29	3-36	-	-	1-25	-	
Tetuan,Jarod	6-94	1-14	1-26	-	-	2-29	-	1-18	1-7	DNP	DNP	
Walker,Brandon	1-22	DNP	-	-	-	-	-	-	DNP	-	1-22	
Gardiner,Aaron	1-21	-	-	-	-	-	-	1-21	-	-	-	
Lehman,Cason	1-5	-	-	1-5	-	-	-	-	-	-	-	



Game By Game Punting

Curtis Massey	No	Yds	Avg	Long	Blkd	TB	FC	50+	I20
Colorado Mines	5	207	41.4	48	0	2	0	0	0
Western Washington	4	144	36.0	53	0	0	0	2	1
Central Missouri	2	45	22.5	33	0	1	0	0	0
at Central Washington	4	168	42.0	49	0	0	0	0	0
Pittsburg State	2	82	41.0	44	1	0	0	0	2
Truman	6	215	35.8	44	0	0	0	0	3
Emporia State	5	224	44.8	54	0	1	1	1	0
Missouri Southern	2	111	55.5	85	2	1	0	1	0
Totals	38	1472	38.7	85	3	5	1	6	9

Game By Game Interception Returns

	No-Yds	CSM	WWU	CMSU	CWU	SBU	PSU	NWMSU	TSU	ESU	MSSU	MWSU
Terrell,Fletche	7-113	2-0	1-23	-	-	1-8	-	-	-	1-66	2-16	-
Bull,Nick	2-12	-	-	1-12	-	-	1-0	-	-	-	-	-
Gould,Grant	2-52	-	-	-	-	1-26	-	-	1-26	-	-	-
Beck,Erin	2-1	1--1	-	-	-	-	-	-	1-0	-	-	-
Stuckey,Calvin	2-71	1-16	-	-	-	-	1-55	-	-	-	-	-
Huenefeld,Cody	1-2	-	-	-	-	-	-	1-2	-	-	-	-
Looney,Josh	1-4	-	-	-	-	1-4	-	-	-	-	-	-
Lawrence,Eric	1-0	-	-	-	-	-	-	-	-	1-0	-	-
Neal,Aaron	1-2	-	-	-	-	-	-	1-2	-	-	-	-
Cobb,Terrell	1-1	-	-	-	-	-	-	-	1-1	-	-	-

Game By Game Sacks


	UA-A	TOT	CSM	WWU	CMSU	CWU	SBU	PSU	NWMSU	TSU	ESU	MSSU	MWSU
Gould,Grant	4-2	6	2-15	-	1-11	2-6	1-10	-	-	-	-	-	-
Lawrence,Eric	2-3	5	1-1	-	-	-	1-7	1-3	-	1-3	1-7	-	-
Lewis,Trey	3-1	4	-	1-7	-	-	-	-	3-26	-	-	-	-
Huenefeld,Cody	1-2	3	-	-	-	1-4	-	-	1-2	1-4	-	-	-
Hemmerling,Zach	1-2	3	-	1-6	-	-	1-7	-	-	1-3	-	-	-
Looney,Josh	2-1	3	1-1	-	-	-	-	-	1-5	1-7	-	-	-
Tossie,Sam	2-1	3	DNP	DNP	-	2-10	-	-	1-15	-	-	-	-
Moyer,Dustin	1-1	2	2-1	-	DNP	DNP	DNP	DNP	DNP	DNP	DNP	DNP	DNP
Sims,Roy	2-0	2	-	1-2	1-1	-	-	-	DNP	DNP	DNP	DNP	-
Cobb,Terrell	1-0	1	-	-	-	-	-	1-0	-	-	-	-	-
King,Andre	1-0	1	-	-	DNP	-	-	-	DNP	1-6	-	-	-
Neal,Aaron	0-1	1	-	-	-	-	-	-	-	1-4	-	-	-

Game By Game Tackles for Loss

	UA-A	TOT	CSM	WWU	CMSU	CWU	SBU	PSU	NWMSU	TSU	ESU	MSSU	MWSU
Gould,Grant	7-6	13	2-15	-	1-11	3-8	4-12	-	-	1-1	1-3	1-3	-
Lawrence,Eric	4-6	10	1-1	-	3-7	-	2-8	2-4	-	1-3	1-7	-	-
Gonzalez,Mike	5-4	9	-	-	1-1	2-5	2-2	-	3-4	-	1-4	-	-
Huenefeld,Cody	4-4	8	2-12	-	1-0	2-8	-	-	1-2	1-4	-	1-0	-
Lewis,Trey	5-2	7	-	1-7	-	-	1-1	-	4-28	-	1-2	-	-
Tossie,Sam	3-3	6	DNP	DNP	1-1	2-10	-	-	2-16	1-1	-	-	-
Looney,Josh	4-2	6	1-1	-	2-7	-	1-4	-	1-5	1-7	-	-	-
Neal,Aaron	2-4	6	-	-	1-1	-	1-0	-	-	1-4	-	3-10	-
Sims,Roy	2-1	3	-	1-2	2-2	-	-	-	DNP	DNP	DNP	DNP	-
Hemmerling,Zach	1-2	3	-	1-6	-	-	1-7	-	-	1-3	-	-	-
King,Andre	3-0	3	-	1-15	DNP	1-1	-	-	DNP	1-6	-	-	-
Cobb,Terrell	1-1	2	-	-	-	-	1-0	-	-	1-2	-	-	-
Eisenbarth,Eric	1-1	2	-	-	-	-	-	DNP	-	1-1	1-3	-	-
Moyer,Dustin	1-1	2	2-1	-	DNP	DNP	DNP	DNP	DNP	DNP	DNP	DNP	-
Bull,Nick	1-0	1	1-1	-	-	-	-	-	-	-	-	-	-
Talley,Henry	1-0	1	-	-	-	-	1-5	-	-	-	-	-	-
Beckford,Xavier	0-1	1	-	-	-	-	1-1	-	-	-	-	-	-
Stuckey,Calvin	1-0	1	-	-	-	-	-	-	1-1	-	-	-	-
Lebahn,Jake	1-0	1	-	1-16	-	-	-	-	-	-	-	-	-
Terrell,Fletche	1-0	1	-	-	1-17	-	-	-	-	-	-	-	-

Game By Game Tackles - Leaders

	UA-A	TOT	CSM	WWU	CMSU	CWU	SBU	PSU	NWMSU	TSU	ESU	MSSU	MWSU
Gould,Grant	46-61	107	5-7	3-7	6-5	6-6	3-9	5-5	2-6	5-8	9-5	2-3	-
Gonzalez,Mike	39-44	83	3-4	1-1	1-7	4-1	2-7	10-8	7-2	1-8	4-0	6-6	-
Neal,Aaron	31-27	58	2-3	0-3	4-5	3-2	2-1	7-3	0-2	4-3	4-2	5-3	-
Cobb,Terrell	24-27	51	2-5	4-7	0-1	1-2	3-2	1-1	3-2	2-2	5-2	3-3	-
Looney,Josh	20-28	48	0-2	3-2	2-5	1-3	2-4	1-2	1-4	5-3	2-0	3-3	-
Terrell,Fletche	29-15	44	1-3	3-2	3-1	2-1	5-0	5-0	5-2	4-5	0-1	1-0	-
Tetuan,Jarod	25-18	43	-	1-2	4-2	1-1	4-3	9-3	3-5	3-2	DNP	DNP	-
Lawrence,Eric	17-24	41	2-7	0-1	1-3	-	4-4	4-3	0-2	1-2	3-1	2-1	-
Lewis,Trey	19-18	37	1-1	4-1	1-4	1-1	1-3	1-3	4-2	-	3-3	3-0	-
Beck,Erin	10-27	37	2-3	2-8	1-6	1-3	1-2	0-1	-	2-2	0-1	1-1	-
Talley,Henry	23-7	30	2-0	3-1	-	3-0	8-2	1-0	2-0	-	3-2	1-2	-



INDIVIDUAL GAME HIGHS

Rushes	33	Hearn,Trent at NW Missouri State (Oct 08)
Yards Rushing	178	Hearn,Trent vs Truman (Oct 15)
TD Rushes	3	Hearn,Trent vs Pittsburg State (Oct 01)
		Hearn,Trent at NW Missouri State (Oct 08)
		Hearn,Trent vs Missouri Southern (Oct 29)
Long Rush	78	Walker,Brandon vs Western Washington (Sep 03)
Pass attempts	39	Brill,Jordan at Central Washington (Sep 17)
		Brill,Jordan vs Truman (Oct 15)
Pass completions	21	Brill,Jordan at Central Washington (Sep 17)
		Brill,Jordan at NW Missouri State (Oct 08)
Yards Passing	348	Brill,Jordan at Colorado Mines (Aug 27)
TD Passes	5	Brill,Jordan at Central Washington (Sep 17)
Long Pass	82	Brill,Jordan at Colorado Mines (Aug 27)
Receptions	7	Sissom,Sam at Colorado Mines (Aug 27)
Yards Receiving	231	Sissom,Sam at Colorado Mines (Aug 27)
TD Receptions	3	Sissom,Sam at Colorado Mines (Aug 27)
Long Reception	82	Sissom,Sam at Colorado Mines (Aug 27)
Field Goals	1	Sabel,Connor vs Western Washington (Sep 03)
		Sabel,Connor at NW Missouri State (Oct 08)
Long Field Goal	41	Sabel,Connor vs Western Washington (Sep 03)
Punts	6	Massey,Curtis vs Truman (Oct 15)
Punting Avg	55.5	Massey,Curtis vs Missouri Southern (Oct 29)
Long Punt	85	Massey,Curtis vs Missouri Southern (Oct 29)
Long Punt Return	20	Tetuan,Jarod vs Pittsburg State (Oct 01)
Long Kickoff Return	100	Terrell,Fletcher vs Central Mo. St. (Sep 10)
Tackles	18	Gonzalez,Mike vs Pittsburg State (Oct 01)
Sacks	3.0	Lewis,Trey at NW Missouri State (Oct 08)
Tackles For Loss	4.0	Gould,Grant at Southwest Baptist (Sep 23)
		Lewis,Trey at NW Missouri State (Oct 08)
Interceptions	2	Terrell,Fletcher at Colorado Mines (Aug 27)
		Terrell,Fletcher vs Missouri Southern (Oct 29)

TEAM GAME HIGHS

Rushes	57	vs Missouri Southern (Oct 29)
Yards Rushing	382	vs Missouri Southern (Oct 29)
Yards Per Rush	6.7	vs Missouri Southern (Oct 29)
TD Rushes	6	vs Missouri Southern (Oct 29)
Pass attempts	40	at Central Washington (Sep 17)
Pass completions	22	at Central Washington (Sep 17)
Yards Passing	348	at Colorado Mines (Aug 27)
Yards Per Pass	13.9	at Colorado Mines (Aug 27)
TD Passes	5	at Central Washington (Sep 17)
Total Plays	78	at Central Washington (Sep 17)
Total Offense	583	vs Missouri Southern (Oct 29)
Yards Per Play	7.8	vs Missouri Southern (Oct 29)
Points	56	at Southwest Baptist (Sep 23)
Sacks By	5	at NW Missouri State (Oct 08)
First Downs	28	vs Missouri Southern (Oct 29)
Penalties	11	vs Western Washington (Sep 03)
		at Central Washington (Sep 17)
		at Southwest Baptist (Sep 23)
Penalty Yards	110	at Central Washington (Sep 17)
Turnovers	6	vs Pittsburg State (Oct 01)
Interceptions By	4	at Colorado Mines (Aug 27)

OPPONENT INDIVIDUAL GAME HIGHS

Rushes	29	Levenson,Jerard, vs Truman (Oct 15)
Yards Rushing	150	Race,Germaine, vs Pittsburg State (Oct 01)
TD Rushes	3	Race,Germaine, vs Pittsburg State (Oct 01)
Long Rush	58	Monrean,James, vs Western Washington (Sep 03)
Pass attempts	51	Long,Michael, vs Truman (Oct 15)
Pass completions	29	Garrett Mehl, at Colorado Mines (Aug 27)
Yards Passing	338	Reilly, at Central Washington (Sep 17)
TD Passes	3	Korrodi,Toby, vs Central Mo. St. (Sep 10)
		Reilly, at Central Washington (Sep 17)
Long Pass	81	Korrodi,Toby, vs Central Mo. St. (Sep 10)
Receptions	12	Justin Gallas, at Colorado Mines (Aug 27)
Yards Receiving	148	Justin Gallas, at Colorado Mines (Aug 27)
TD Receptions	2	Brookreson, at Central Washington (Sep 17)
Long Reception	81	Hefner,Micah, vs Central Mo. St. (Sep 10)
Field Goals	2	Sadler, at Central Washington (Sep 17)
		Frevert,Tommy, at NW Missouri State (Oct 08)
Long Field Goal	42	Sadler, at Central Washington (Sep 17)
Punts	8	Kamphoefner,M., vs Truman (Oct 15)
Punting Avg	45.7	Sadler, at Central Washington (Sep 17)
Long Punt	64	Frankel,Matt, vs Central Mo. St. (Sep 10)
Long Punt Return	50	Potucek, at Central Washington (Sep 17)
Long Kickoff Return	51	Justin Gallas, at Colorado Mines (Aug 27)
Tackles	15	Bradley,Atiba, vs Missouri Southern (Oct 29)
Sacks	2.0	Jared Heath, at Colorado Mines (Aug 27)
		Crane,Matt, vs Missouri Southern (Oct 29)
Tackles For Loss	3.0	Jared Heath, at Colorado Mines (Aug 27)
		Shamblin,Brett, vs Pittsburg State (Oct 01)
		Waters,Ryan, at NW Missouri State (Oct 08)
		Crane,Matt, vs Missouri Southern (Oct 29)
		Russow,B.J., vs Missouri Southern (Oct 29)
Interceptions	1	Nick Gilbreath, at Colorado Mines (Aug 27)
		Race,Greg, vs Central Mo. St. (Sep 10)
		Burch, at Central Washington (Sep 17)
		King,Klint, at Southwest Baptist (Sep 23)
		Shamblin,Brett, vs Pittsburg State (Oct 01)
		Dellasega,Nick, vs Pittsburg State (Oct 01)
		Sauber,Matt, vs Pittsburg State (Oct 01)
		Giglio,Larry, vs Truman (Oct 15)
		Mayson,Josh, vs Truman (Oct 15)

OPPONENT TEAM GAME HIGHS

Rushes	62	at Southwest Baptist (Sep 23)
Yards Rushing	305	vs Pittsburg State (Oct 01)
Yards Per Rush	5.5	vs Pittsburg State (Oct 01)
TD Rushes	3	vs Pittsburg State (Oct 01)
		vs Missouri Southern (Oct 29)
Pass attempts	53	at Colorado Mines (Aug 27)
Pass completions	32	at Colorado Mines (Aug 27)
Yards Passing	338	at Central Washington (Sep 17)
Yards Per Pass	10.6	at Central Washington (Sep 17)
TD Passes	3	vs Central Mo. St. (Sep 10)
		at Central Washington (Sep 17)
Total Plays	86	vs Pittsburg State (Oct 01)
Total Offense	517	vs Pittsburg State (Oct 01)
Yards Per Play	6.5	vs Missouri Southern (Oct 29)
Points	48	at Central Washington (Sep 17)
Sacks By	4	vs Western Washington (Sep 03)
First Downs	34	vs Pittsburg State (Oct 01)
Penalties	12	at Central Washington (Sep 17)
Penalty Yards	117	at Southwest Baptist (Sep 23)

After trading possessions with the Orediggers, Brill and Sissom hooked up again for an 82-yard touchdown to put the Ichabods up 14-0. The Ichabods would increase their lead to 21-0 after Sissom caught his final TD pass capping a 7-play, 97-yard drive after the Ichabod defense held the Orediggers out of the endzone from inside the Washburn 10

Washburn	14	7	7	0	28
No. 14 Colorado Mines	0	3	7	7	17

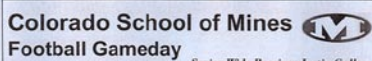
WU 14:33 Sissom,Sam 62 yd pass from Brill,Jordan
Sabel,Connor kick
WU 10:06 Sissom,Sam 82 yd pass from Brill,Jordan
Sabel,Connor kick

WU 00:29 Sissom,Sam 6 yd pass from Brill,Jordan -
Sabel,Connor kick

CSM	11:54	Corey Huck 6 yd pass from Garrett Mehl		
Aaron Abel kick	8-49	2:58	21	10

Sabel,Connor kick

CSM 06:46 Justin Gallas 7 yd pass from Garrett Mehl
Aaron Abel kick



Colorado School of Mines vs. Washburn
Saturday, August 27, 2005 • 1:00 pm
Brooks Field • Golden, Colorado

Colorado Mines added a touchdown late, but would not get any closer.

Senior Grant Gould had 12 tackles including two sacks for the Ichabods, giving him 343 for his career, needing seven to break the current school record of 349 held by Tony Scollieri.

	WU	CSM
FIRST DOWNS	19	23
Rushing	7	7
Passing	12	15
Penalty	0	1
NET YARDS RUSHING	144	76
Rushing Attempts	42	29
Average Per Rush	3.4	2.6
Yards Gained Rushing	181	107
Yards Lost Rushing	37	31
NET YARDS PASSING	348	303
Completions-Attempts-Int	14-25-1	32-53-4
Average Per Attempt	13.9	5.7
Average Per Completion	24.9	9.5
TOTAL OFFENSE YARDS	492	379
Total offense plays	67	82
Average Gain Per Play	7.3	4.6
Fumbles: Number-Lost	1-1	3-1
Penalties: Number-Yards	7-64	0-0
PUNTS-YARDS	5-207	3-99
Average Yards Per Punt	41.4	33.0
Net Yards Per Punt	24.8	32.3
Inside 20	0	2
KICKOFFS-YARDS	5-294	4-235
Average Yards Per Kickoff	58.8	58.8
Net Yards Per Kickoff	37.2	43.0
Touchbacks	2	0
Punt returns: Number-Yards-TD	1-2-0	3-43-0
Average Per Return	2.0	14.3
Kickoff returns: Number-Yds-TD	4-63-0	3-68-0
Average Per Return	15.8	22.7
Interceptions: Number-Yds-TD	4-15-0	1-3-0
Fumble Returns: Number-Yds-TD	0-0-0	1-20-0
Possession Time	27:50	32:10
Third-Down Conversions	6 of 14	3 of 15
Fourth-Down Conversions	0 of 1	5 of 7
Red-Zone Scores-Chances	2-2	2-4
Sacks By: Number-Yards	4-18	2-23
PAT Kicks	4-4	2-2

Field Goals				
Aaron Abel	2nd	00:03	38 yds	Good

TOPEKA -- The Washburn Ichabods improved to 2-0 with a 31-21 win over Western Washington on Saturday in Yager Stadium.

The Ichabods found themselves down early as the Vikings' All-America wide receiver Andy Olson scored on an 8-yard reverse putting Western Washington up 7-0. The Ichabods would crack the scoring column on the ensuing drive on a career-long 41-yard field goal by Connor Sabel.

Ra'Shawn Mosley put the Ichabods up for good as he capped a 58-yard drive with a 4-yard touchdown run.

The Ichabods scored again on the very next play from scrimmage as the Fletcher Terrell picked off a Jame Monrean pass and return it 23 yards for a touchdown to give the Ichabods a 17-7 lead before the end of the first quarter.

The Ichabods added another score as Brandon Walker came in at quarterback and scampered 78 yards for a touchdown to put the 'Bods up 24-7. Trent Hearn rushed 19 yards for a touchdown at the 6:17 mark of the


second quarter to put the Ichabods up 31-7, but that would be all the scoring for the Ichabods as they were shutout by the Vikings in the second half.

The Vikings' offense came alive as Monrean would hit Olson for a 35-yard touchdown strike with 4:09 left in the half and Darrius Tuggle for a 28-yard connection with 11 seconds left in the half to end the scoring for both teams.

Grant Gould became

Washburn's all-time leading tackler by collecting his 353rd of his career on the afternoon. He finished the game with 10 tackles, passing Tony Scollieri who had 349 for his career at Washburn. Terrell Cobb led the Ichabods with 11 tackles and a forced fumble.

The Ichabods racked up 425 yards in total offense behind Hearn's 94 yards rushing on 16 carries. Jordan Brill was 11 for 18 for 199 yards and Mike Odupitan had six catches for 119 yards.



Score by Quarters

Western Washington	7	14	0	0	21
Washburn	17	14	0	0	31

Scoring Summary

1st Quarter

WWU	09:22	Olson, Andy	8 yd run
		Younggren, Ace	kick
WU	05:14	Sabel, Connor	41 yd field goal
WU	01:51	Mosley, Ra'Shawn	4 yd run
		Sabel, Connor	kick
WU	01:36	Terrell, Fletcher	23 yd interception return
		Sabel, Connor	kick

2nd Quarter

WU	12:02	Walker, Brandon	78 yd run
		Sabel, Connor	kick
WU	06:17	Hearn, Trent	19 yd run
		Sabel, Connor	kick
WWU	04:09	Olson, Andy	35 yd pass from Monrean, James
		Younggren, Ace	kick
WWU	00:11	Tuggle, Darrius	28 yd pass from Monrean, James
		Younggren, Ace	kick

Team Stats

	WWU	WU
FIRST DOWNS	19	21
Rushing	8	10
Passing	9	8
Penalty	2	3
NET YARDS RUSHING	137	226
Rushing Attempts	32	42
Average Per Rush	4.3	5.4
Yards Gained Rushing	183	268
Yards Lost Rushing	46	42
NET YARDS PASSING	266	199
Completions-Attempts-Int	22-39-1	11-18-0
Average Per Attempt	6.8	11.1
Average Per Completion	12.1	18.1
TOTAL OFFENSE YARDS	403	425
Total offense plays	71	60
Average Gain Per Play	5.7	7.1
Fumbles: Number-Lost	4-2	5-3
Penalties: Number-Yards	6-60	11-93
PUNTS-YARDS	5-161	4-144
Average Yards Per Punt	32.2	36.0
50+ Yards	0	2
KICKOFFS-YARDS	4-228	6-372
Average Yards Per Kickoff	57.0	62.0
Net Yards Per Kickoff	34.5	46.7
Touchbacks	0	1
Punt returns: Number-Yards-TD	2-25-0	1-7-0
Average Per Return	12.5	7.0
Kickoff returns: Number-Yds-TD	4-72-0	4-90-0
Average Per Return	18.0	22.5
Interceptions: Number-Yds-TD	0-0-0	1-23-1
Fumble Returns: Number-Yds-TD	0-0-0	0-0-0
Miscellaneous Yards	0	0
Possession Time	30:10	29:50
Third-Down Conversions	3 of 13	3 of 10
Fourth-Down Conversions	0 of 3	1 of 1
Red-Zone Scores-Chances	1-1	2-2
Sacks By: Number-Yards	4-28	3-15
PAT Kicks	3-3	4-4

Western Washington 21 Washburn 31

Sept. 3, 2005 • Topeka, Kan. • Yager Stadium
Attendance: 4,765

Washburn

Rushing	No	Gain	Loss	Net	TD	Lg	Avg
Hearn, Trent	16	99	5	94	1	19	5.9
Walker, Brandon	3	84	3	81	1	78	27.0
Mosley, Ra'Shawn	14	70	6	64	1	13	4.6
Odupitan, Mike	1	7	0	7	0	7	7.0
Patterson, A.J.	1	2	0	2	0	2	2.0
TM-Ichabods	2	0	2	-2	0	0	-1.0
Brill, Jordan	5	6	26	-20	0	6	-4.0
Totals...	42	268	42	226	3	78	5.4

Passing	Att	Cmp	Int	Yds	TD	Long	Sack
Brill, Jordan	18	11	0	199	0	49	4
Totals...	18	11	0	199	0	49	4

Receiving	No.	Yds	TD	Long
Odupitan, Mike	6	119	0	38
Lehman, Cason	3	33	0	19
Tetuan, Jarod	2	47	0	49
Totals...	11	199	0	49

Punting	No.	Yds	Avg	Long	In20	TB
Massey, Curtis	4	144	36.0	53	1	0
Totals...	4	144	36.0	53	1	0

All Returns	No	Yds	Lg	No	Yds	Lg	No	Yds	Lg
Odupitan, Mike	0	0	0	3	64	35	0	0	0
Tetuan, Jarod	0	0	0	1	26	26	0	0	0
Sisson, Sam	1	7	7	0	0	0	0	0	0
Terrell, Fletcher	0	0	0	0	0	0	1	23	23
Totals...	1	7	7	4	90	35	1	23	23

Field Goals

Sabel, Connor	1st	11:16	45 yds	Missed
Sabel, Connor	1st	05:14	41 yds	Good

Western Washington

Rushing	No	Gain	Loss	Net	TD	Lg	Avg
Monrean, James	8	80	30	50	0	58	6.2
Carlyle, Jake	11	44	0	44	0	12	4.0
Jackson, Jordyn	5	30	0	30	0	13	6.0
Tuggle, Darrius	6	21	0	21	0	5	3.5
Olson, Andy	1	8	0	8	1	8	8.0
Team	1	0	16	-16	0	0	-16.0
Totals...	32	183	46	137	1	58	4.3

Passing	Att	Cmp	Int	Yds	TD	Long	Sack
Monrean, James	39	22	1	266	2	36	3
Totals...	39	22	1	266	2	36	3

Receiving	No.	Yds	TD	Long
Olson, Andy	6	105	1	36
Upchurch, Brett	6	76	0	20
Wilson, Matt	2	20	0	15
Carlyle, Jake	2	17	0	16
Yoney, Nick	2	12	0	6
Robinson, Chris	2	6	0	6
Tuggle, Darrius	1	28	1	28
Jackson, Jordyn	1	2	0	2
Totals...	22	266	2	36

Punting	No.	Yds	Avg	Long	In20	TB
Anderson, Corbin	5	161	32.2	39	2	1
Totals...	5	161	32.2	39	2	1

All Returns	No	Yds	Lg	No	Yds	Lg	No	Yds	Lg
Olson, Andy	1	19	19	0	0	0	0	0	0
Jackson, Jordyn	0	0	0	2	42	33	0	0	0
Dell, Casey	1	6	6	0	0	0	0	0	0
Russell, Zach	0	0	0	2	30	16	0	0	0
Totals...	2	25	19	4	72	33	0	0	0

Field Goals


no attempts

TOPEKA - The Washburn Ichabods improved to 3-0 after toppling Central Missouri 42-27 in Yager Stadium. The win was the sixth straight overall win dating back to last season - something that no Ichabod team has done since 1964 - while in the process snapping an eight-game losing streak to the Mules.

The Ichabods jumped on the board first as Jordan Brill hooked up with Mike Odupitan on a 45-yard pass reception capping a six-play, 95-yard drive. The Mules would score their only two points in the first half on a safety late in the first quarter.

The Ichabods rounded out the scoring in the first half with a 7-yard touchdown pass to Jarod Tetuan. It was a busy day for Tetuan as he played both offense and defense for the Ichabods as well as special teams. He had one rush, one carry, one punt return and six tackles in the game.

In the second half, the Mules jumped on the board first as Spencer Webb hit a 32-yard field goal. The teams traded scores as the Cason Lehman caught a 19-yard touchdown pass from Brill - the second of his third TD passes on the day. After a CMSU score to cut the lead



to 21-13, Fletcher Terrell set a Washburn record and became the 13th person in MIAA history to return a kickoff for 100 yards to push the lead back to 15.

The Ichabods would add another score on a Ra'Shawn Mosley 25-yard touchdown run. The Mules would score to cut the lead to 35-19.

Washburn running back Trent Hearn would close out the Ichabod scoring with a 39-yard run to push the lead back to 42-19. The Mules added the final score on a touchdown pass rounding out the scoring at

42-27.

The Ichabod defense held the Mules to 87 yards of total offense in the first half. Grant Gould led the Ichabods with nine tackles including one sack. Aaron Neal had nine tackles. Nick Bull had the Ichabods only interception of the game and he returned in 12 yards to set up a Washburn touchdown.

Trent Hearn led the Washburn rushing attack with 90 yards and one touchdown. Ra'Shawn Mosley had 78 yards and the team overall had 178 yards.

Mike Odupitan had five catches for 111 yards and one touchdown.

Score by Quarters

Central Mo. St.	2	0	11	14	27
Washburn	7	7	14	14	42

Scoring Summary

1st Quarter

WU	07:15	Odupitan, Mike	45 yd pass from Brill, Jordan
		Sabel, Connor	kick
CMSU	00:25	TEAM	safety

2nd Quarter

WU	12:14	Tetuan, Jarod	7 yd pass from Brill, Jordan
		Sabel, Connor	kick

3rd Quarter

CMSU	08:21	Webb, Spencer	32 yd field goal
WU	02:22	Lehman, Cason	19 yd pass from Brill, Jordan
		Sabel, Connor	kick
CMSU	01:23	Hefner, Micah	81 yd pass from Korrodi, Toby
		Walker, Delanie	pass
WU	01:10	Terrell, Fletche	100 yd kickoff return
		Sabel, Connor	kick

4th Quarter

WU	08:51	Mosley, Ra'Shawn	25 yd run
		Sabel, Connor	kick
CMSU	04:44	Caldwell, Will	10 yd pass from Korrodi, Toby
		Korrodi, Toby	pass failed
WU	04:00	Hearn, Trent	39 yd run
		Sabel, Connor	kick
CMSU	02:08	Walker, Delanie	15 yd pass from Korrodi, Toby
		Hefner, Micah	pass

Team Stats

	CMSU	WU
FIRST DOWNS	17	22
Rushing	4	8
Passing	9	11
Penalty	4	3
NET YARDS RUSHING	68	178
Rushing Attempts	33	43
Average Per Rush	2.1	4.1
Yards Gained Rushing	115	232
Yards Lost Rushing	47	54
NET YARDS PASSING	247	182
Completions-Attempts-Int	22-38-1	13-21-1
Average Per Attempt	6.5	8.7
Average Per Completion	11.2	14.0
TOTAL OFFENSE YARDS	315	360
Total offense plays	71	64
Average Gain Per Play	4.4	5.6
Fumbles: Number-Lost	1-0	2-1
Penalties: Number-Yards	9-66	8-97
PUNTS-YARDS	7-296	3-66
Average Yards Per Punt	42.3	22.0
Net Yards Per Punt	31.4	15.3
KICKOFFS-YARDS	3-195	8-459
Average Yards Per Kickoff	65.0	57.4
Touchbacks	1	4
Punt returns: Number-Yards-TD	0-0-0	1-16-0
Average Per Return	0.0	16.0
Kickoff returns: Number-Yards-TD	4-48-0	3-145-1
Average Per Return	12.0	48.3
Interceptions: Number-Yards-TD	1-0-0	1-12-0
Fumble Returns: Number-Yards-TD	0-0-0	0-0-0
Miscellaneous Yards	0	0
Possession Time	31:01	28:59
Third-Down Conversions	7 of 18	5 of 11
Fourth-Down Conversions	1 of 2	1 of 3
Red-Zone Scores-Chances	3-3	2-2
Sacks By: Number-Yards	1-11	2-12
PAT Kicks	0-0	6-6
Field Goals	1-1	0-0

Central Missouri 27 Washburn 42

Sept. 10, 2005 • Topeka, Kan. • Yager Stadium
Attendance: 5,840

Washburn

Rushing	No	Gain	Loss	Net	TD	Lg	Avg
Hearn, Trent	13	91	1	90	1	39	6.9
Mosley, Ra'Shawn	12	81	3	78	1	25	6.5
Walker, Brandon	8	39	1	38	0	11	4.8
McCann, Chris	2	10	0	10	0	10	5.0
Tetuan, Jarod	1	4	0	4	0	4	4.0
Patterson, A.J.	1	3	0	3	0	3	3.0
Brill, Jordan	3	4	11	-7	0	3	-2.3
TM-Ichabods	3	0	38	-38	0	0	-12.7
Totals...	43	232	54	178	2	39	4.1

Passing	Att	Cmp	Int	Yds	TD	Long	Sack
Brill, Jordan	21	13	1	182	3	45	1
Totals...	21	13	1	182	3	45	1

Receiving	No.	Yds	TD	Long
Odupitan, Mike	5	111	1	45
Lehman, Cason	4	49	1	19
Mosley, Ra'Shawn	2	6	0	5
Lebahn, Jake	1	9	0	9
Tetuan, Jarod	1	7	1	7
Totals...	13	182	3	45

Punting	No.	Yds	Avg	Long	In20	TB
Boswell, Ben	1	21	21.0	21	0	0
Massey, Curtis	2	45	22.5	33	0	1
Totals...	3	66	22.0	33	0	1

All Returns	No	Yds	Lg	No	Yds	Lg	No	Yds	Lg
Lehman, Cason	0	0	0	1	5	5	0	0	0
Tetuan, Jarod	1	16	16	0	0	0	0	0	0
Bull, Nick	0	0	0	0	0	0	1	12	12
Terrell, Fletcher	0	0	0	2	140	100	0	0	0
Totals...	1	16	16	3	145	100	1	12	12

Field Goals
no attempts

Central Missouri

Rushing	No	Gain	Loss	Net	TD	Lg	Avg
Caldwell, Will	21	79	7	72	0	16	3.4
Spiegel, Mike	5	28	0	28	0	16	5.6
Walker, Delanie	1	2	0	2	0	2	2.0
Bouknight, Jim	2	6	5	1	0	6	0.5
TEAM	1	0	17	-17	0	0	-17.0
Korrodi, Toby	3	0	18	-18	0	0	-6.0
Totals...	33	115	47	68	0	16	2.1

Passing	Att	Cmp	Int	Yds	TD	Long	Sack
Korrodi, Toby	25	17	0	215	3	81	2
Spiegel, Mike	13	5	1	32	0	10	0
Totals...	38	22	1	247	3	81	2

Receiving	No.	Yds	TD	Long
Caldwell, Will	7	54	1	10
Walker, Delanie	4	38	1	15
Jacobsen, Matt	3	30	0	15
Bouknight, Jim	2	15	0	13
Zwilling, Zach	2	13	0	7
Maxwell, Ted	2	12	0	7
Hefner, Micah	1	81	1	81
McCartney, Jason	1	4	0	4
Totals...	22	247	3	81

Punting	No.	Yds	Avg	Long	In20	TB
Frankel, Matt	7	296	42.3	64	2	3
Totals...	7	296	42.3	64	2	3

All Returns	No	Yds	Lg	No	Yds	Lg	No	Yds	Lg
Walker, Delanie	0	0	0	1	29	29	0	0	0
Bouknight, Jim	0	0	0	1	18	18	0	0	0
Race, Greg	0	0	0	0	0	0	1	0	0
Patton, Dustin	0	0	0	1	1	1	0	0	0
Harris, Robert	0	0	0	1	0	0	0	0	0
Totals...	0	0	0	4	48	29	1	0	0

Field Goals

Webb, Spencer 3rd 08:21 32 yds Good

The Ichabods found themselves down 14-0 less than eight minutes into the game as the Wildcats scored the first two touchdowns of the game. The Ichabods jumped on the scoreboard with 4:44 remaining in the first quarter as Ra'Shawn Mosley capped a 6-play, 65 yard drive cutting the score to 14-7.

The Ichabods responded as quarterback Jordan Brill connected with Jarod Tetuan on a 24-yard touchdown strike to cut the lead to 38-14. After forcing a three-and-out, the Ichabods scored with 1:27 left in the first half as Jeff Scott caught a 57-yard touchdown reception from Bill cutting the lead to 38-21.

Score by Quarters


Washburn	7	14	7	14	42
Central Washington	21	17	10	0	48

1st Quarter

CWU	10:29	Hall 2 yd run	Sadler kick
CWU	07:39	Hall 1 yd run	Sadler kick
WU	04:44	Mosley,Ra'Shawn 32 yd run	
Sabel,Connor kick			
CWU	04:26	Brookreson 52 yd pass from Reilly	Sadler kick
2nd Quarter			
CWU	14:54	Potucek 27 yd pass from Reilly	Sadler kick
CWU	13:55	Burch 37 yd interception return	Sadler kick
CWU	09:06	Sadler 42 yd field goal	
WU	04:34	Tetuan,Jarod 24 yd pass from Brill,Jordan	
Sabel,Connor kick			
WU	01:07	Scott,Jeff 57 yd pass from Brill,Jordan	
Sabel,Connor kick			

CWU	09:05	Sadler 27 yd field goal
CWU	04:05	Brookreson 5 yd pass from Reilly Sadler kick
WU	01:06	Scott,Jeff 5 yd pass from Brill,Jordan
Sabel,Connor kick		

WU 09:57 Lebahn,Jake 27 yd pass from Brill,Jordan
Sabel,Connor kick
WU 03:04 Lebahn,Jake 18 yd pass from Brill,Jordan
Sabel,Connor kick



On defense, the Ichabods were led by Grant Gould who had 12 tackles (six solo) including three tackles for loss and two sacks. Sam Tossie had seven tackles.

	WU	CWU
FIRST DOWNS	25	21
Rushing	9	5
Passing	16	11
Penalty	0	5
NET YARDS RUSHING	161	74
Rushing Attempts	38	34
Average Per Rush	4.2	2.2
Yards Gained Rushing	193	108
NET YARDS PASSING	333	338
Completions-Attempts-Int	22-40-1	19-32-0
Average Per Attempt	8.3	10.6
Average Per Completion	15.1	17.8
TOTAL OFFENSE YARDS	494	412
Total offense plays	78	66
Average Gain Per Play	6.3	6.2
Fumbles: Number-Lost	3-1	0-0
Penalties: Number-Yards	11-110	12-80
PUNTS-YARDS	4-168	3-137
Average Yards Per Punt	42.0	45.7
Net Yards Per Punt	24.0	36.3
KICKOFFS-YARDS	7-355	9-523
Average Yards Per Kickoff	50.7	58.1
Punt returns: Number-Yards-TD	1-8-0	4-72-0
Average Per Return	8.0	18.0
Kickoff returns: Number-Yds-TD	8-164-0	4-64-0
Average Per Return	20.5	16.0
Interceptions: Number-Yds-TD	0-0-0	1-37-1
Fumble Returns: Number-Yds-TD	0-0-0	0-0-0
Miscellaneous Yards	0	0
Possession Time	30:59	29:01
Third-Down Conversions	9 of 18	6 of 14
Fourth-Down Conversions	3 of 3	0 of 0
Red-Zone Scores-Chances	2-2	4-5
Sacks By: Number-Yards	4-20	3-16
PAT Kicks	6-6	6-6
Field Goals	0-0	2-3

Sept. 17, 2005 • Ellensburg, Wash.
Tomlinson Stadium • Attendance: 3,316

All Returns	Punts			Kickoffs			Intercepts		
	No	Yds	Lg	No	Yds	Lg	No	Yds	Lg
Lehman,Cason	1	8	8	0	0	0	0	0	0
Odupitan,Mike	0	0	0	5	109	29	0	0	0
Terrell,Fletcher	0	0	0	3	55	24	0	0	0
Totals...	1	8	8	8	164	29	0	0	0

	No	Gain	Loss	Net	TD	Lg	Avg
Rushing	22	58	12	46	2	13	2.1
Hall	9	41	20	21	0	14	2.3
Reilly	1	9	0	9	0	9	9.0
Barto	1	0	0	0	0	0	0.0
Fletcher	1	0	2	-2	0	0	-2.0
Bennett	34	108	34	74	2	14	2.2
Totals...							

Passing	Att-Cmp-Int	Yds	TD	Long	Sack
Reilly	32-19-0	338	3	57	4
Totals...	32-19-0	338	3	57	4

Receiving	No.	Yds	TD	Long
Potucek	7	117	1	37
Brookreson	4	78	2	52
Boonstra	3	88	0	57
Barto	2	11	0	8
Montgomery	1	17	0	17
Hall	1	16	0	16
Robertson	1	11	0	11
Totals...	19	338	3	57

Punting	No.	Yds	Avg	Long	In20	TB
Sadler	3	137	45.7	49	0	1
Totals...	3	137	45.7	49	0	1

All Returns	Punts			Kickoffs			Intercepts		
	No	Yds	Lg	No	Yds	Lg	No	Yds	Lg
Potucek	4	72	50	0	0	0	0	0	0
Barto	0	0	0	2	20	18	0	0	0
Burch	0	0	0	0	0	0	1	37	37
Yerxa	0	0	0	1	1	1	0	0	0
Fletcher	0	0	0	1	43	43	0	0	0
Totals...	4	72	50	4	64	43	1	37	37

Sadler	2nd	09:06	42 yds	Good
Sadler	3rd	09:05	27 yds	Good
Sadler	4th	04:01	31 yds	Missed


BOLIVAR, Mo. - The Washburn Ichabods scored 42 unanswered points in a 56-21 comeback win over Southwest Baptist at Plaster Stadium Saturday. Washburn trailed 21-14 late in the first half before dominating the second half en route to victory. With the win, Washburn improved to 4-1 and 2-0 in the MIAA.

Washburn suffered an early turnover to lead to an SBU touchdown just over a minute into the game on Rony Santil's touchdown reception.

Grant Gould turned the tables on the Bearcats by running in a interception return 26 yards for a touchdown minutes later.

The two squads traded scores the rest of the half, including a 7-yard scoring grab by Cason Lehman and a 12-yard grab by Mike Odupitan with 26 seconds left in the half on passes by Jordan Brill. The squads were deadlocked at 21 at the break before Washburn erupted.

The Ichabods owned the second half and went up for good on Jake Lebahn's 47-yard touchdown reception from Brill at 11:13 left in the third quarter. Lebahn added another touchdown on a blocked punt return at 9:01 in the



quarter.

Trent Hearn capped the scoring in the third on a 25-yard touchdown run before Ra'Shawn

Mosley added a 15 yard score and Rashawn Bland added a 1-yard run in the fourth quarter to give Washburn a 35-0 margin in the second half.

Mosley led Washburn with 72 yards rushing, while A.J. Patterson and Hearn added 70 and 63 yards respectively. Patterson had a 53 yard run late in the game for

WU's longest play of the day. Brill finished with 187 yards and three touchdowns on 10 of 17 passing.

Gould finished with 12 tackles, including three for loss to go along with his interception return for a score. Henry Talley was the other Ichabod in double figures with 10 tackles. Josh Looney and Fletcher Terrell added interceptions in the win.

Score by Quarters

Washburn	7	14	21	14	56
Southwest Baptist	7	14	0	0	21

Scoring Summary

1st Quarter

SBU	13:59	Santil, Rony	8 yd pass from Clardy, Robert
		Smith, Ryan	kick
WU	09:37	Gould, Grant	26 yd interception return
		Sabel, Connor	kick

2nd Quarter

SBU	12:47	Clardy, Robert	7 yd run
		Smith, Ryan	kick
WU	04:18	Lehman, Cason	7 yd pass from Brill, Jordan
		Sabel, Connor	kick
SBU	02:00	Clardy, Robert	1 yd run
		Smith, Ryan	kick
WU	00:26	Odupitan, Mike	12 yd pass from Brill, Jordan
		Sabel, Connor	kick

3rd Quarter

WU	11:13	Lebahn, Jake	47 yd pass from Brill, Jordan
		Sabel, Connor	kick
WU	09:01	Lebahn, Jake	15 yd blocked punt return
		Sabel, Connor	kick
WU	04:46	Hearn, Trent	25 yd run
		Sabel, Connor	kick

4th Quarter

WU	14:03	Mosley, Ra'Shawn	15 yd run
		Sabel, Connor	kick
WU	05:30	Bland, Rawshawn	1 yd run
		Sabel, Connor	kick

Team Stats

	WU	SBU
FIRST DOWNS	22	20
Rushing	11	15
Passing	7	3
Penalty	4	2
NET YARDS RUSHING	247	248
Rushing Attempts	39	62
Average Per Rush	6.3	4.0
Yards Gained Rushing	268	290
NET YARDS PASSING	196	92
Completions-Attempts-Int	11-19-1	13-18-3
Average Per Attempt	10.3	5.1
TOTAL OFFENSE YARDS	443	340
Total offense plays	58	80
Average Gain Per Play	7.6	4.2
Fumbles: Number-Lost	0-0	1-0
Penalties: Number-Yards	11-88	8-117
PUNTS-YARDS	4-169	4-106
Average Yards Per Punt	42.2	26.5
Net Yards Per Punt	30.5	15.0
KICKOFFS-YARDS	9-436	4-260
Average Yards Per Kickoff	48.4	65.0
Punt returns: Number-Yards-TD	3-46-1	3-47-0
Average Per Return	15.3	15.7
Kickoff returns: Number-Yards-TD	3-58-0	9-137-0
Average Per Return	19.3	15.2
Interceptions: Number-Yds-TD	3-38-1	1-22-0
Fumble Returns: Number-Yds-TD	0-0-0	0-0-0
Miscellaneous Yards	0	0
Possession Time	24:01	35:59
Third-Down Conversions	1 of 7	6 of 15
Fourth-Down Conversions	0 of 0	1 of 4
Red-Zone Scores-Chances	4-4	3-3
Sacks By: Number-Yards	2-24	2-17
PAT Kicks	8-8	3-3
Field Goals	0-1	0-0

Washburn Southwest Baptist

56
21

Sept. 24, 2005 • Bolivar, Mo.
Plaster Stadium • Attendance: 1,938

Washburn

Rushing	No	Gain	Loss	Net	TD	Lg	Avg
Mosley, Ra'Shawn	10	72	0	72	1	15	7.2
Patterson, A.J.	6	70	0	70	0	53	11.7
Hearn, Trent	10	66	3	63	1	25	6.3
Walker, Brandon	8	51	18	33	0	16	4.1
Brill, Jordan	2	4	0	4	0	4	2.0
Mangino, Tommy	1	2	0	2	0	2	2.0
Odupitan, Mike	1	2	0	2	0	2	2.0
Bland, Rawshawn	1	1	0	1	1	1	1.0
Totals...	39	268	21	247	3	53	6.3

Passing	Att-Cmp-Int	Yds	TD	Long	Sack
Brill, Jordan	17-10-1	187	3	47	0
Mangino, Tommy	2-1-0	9	0	9	0
Walker, Brandon	0-0-0	0	0	0	2
Totals...	19-11-1	196	3	47	2

Receiving	No.	Yds	TD	Long
Lehman, Cason	4	47	1	16
Odupitan, Mike	3	74	1	35
Lebahn, Jake	2	56	1	47
Bland, Rawshawn	1	12	0	12
Walker, Brandon	1	7	0	7
Totals...	11	196	3	47

Punting	No.	Yds	Avg	Long	In20	TB
Massey, Curtis	4	169	42.2	52	2	0
Totals...	4	169	42.2	52	2	0

All Returns	No	Yds	Lg	No	Yds	Lg	No	Yds	Lg
Odupitan, Mike	0	0	0	1	29	29	0	0	0
Lebahn, Jake	0	15	15	0	0	0	0	0	0
Tetuan, Jarod	0	0	0	2	29	17	0	0	0
Gould, Grant	0	0	0	0	0	0	1	26	26
Looney, Josh	0	0	0	0	0	0	1	4	4
Terrell, Fletcher	0	0	0	0	0	0	1	8	8
Brown, Chris	1	10	0	0	0	0	0	0	0
Mosley, Ra'Shawn	2	21	15	0	0	0	0	0	0
Totals...	3	46	15	3	58	29	3	38	26

Field Goals

Sabel, Connor	1st	03:57	43 yds	Missed
---------------	-----	-------	--------	--------

Southwest Baptist

Rushing	No	Gain	Loss	Net	TD	Lg	Avg
Nicholson, Moine	21	103	4	99	0	21	4.7
Valenzuela, Hect	15	63	1	62	0	11	4.1
Clardy, Robert	18	84	30	54	2	27	3.0
Randle, Matthew	2	24	0	24	0	19	12.0
Jefferies, Mauri	3	8	2	6	0	5	2.0
Windham, LaMarcu	1	5	0	5	0	5	5.0
Smart, Nick	2	3	5	-2	0	3	-1.0
Totals...	62	290	42	248	2	27	4.0

Passing	Att-Cmp-Int	Yds	TD	Long	Sack
Clardy, Robert	18-13-3	92	1	16	2
Totals...	18-13-3	92	1	16	2

Receiving	No.	Yds	TD	Long
Windham, LaMarcu	5	35	0	16
Santil, Rony	4	31	1	12
Smart, Nick	2	16	0	9
Nicholson, Moine	2	10	0	6
Totals...	13	92	1	16

Punting	No.	Yds	Avg	Long	In20	TB
Bowers, Tim	3	106	35.3	50	0	0
TEAM	1	0	0.0	0	0	0
Totals...	4	106	26.5	50	0	0

All Returns	No	Yds	Lg	No	Yds	Lg	No	Yds	Lg
Windham, LaMarcu	1	36	36	0	0	0	0	0	0
Maiwelmal, Joey	0	0	0	1	4	4	0	0	0
Dunn, Nathan	0	0	0	1	11	11	0	0	0
Parrish, Darcy	0	0	0	1	3	3	0	0	0
Grant, Frank	0	0	0	3	47	28	0	0	0
King, Clint	0	0	0	0	0	0	1	22	22
Rogers, David	0	0	0	1	7	7	0	0	0
Jefferies, Mauri	2	11	10	2	65	36	0	0	0
Totals...	3	47	36	9	137	36	1	22	22

Field Goals

none


TOPEKA - The Washburn Ichabods snapped a 25-game losing streak while topping the No. 4 ranked Pittsburg State Gorillas in a 35-34 overtime win. With the win, the Ichabods improved to 5-1 and 3-0 in the MIAA and the Gorillas dropped to 4-2, 3-1 in conference play. The win was the first for the Ichabods over the Gorillas since Oct. 4, 1980 in Topeka in a 38-36 win.

The Ichabods won the opening toss and jumped on the board with an eight-play, 80-yard drive as Trent Hearn would score on a 3-yard touchdown run. It would be the first of three touchdown rushes for Hearn as he would finish the day with 162 yards on 30 carries. He rushed for all 25 yards on the Ichabods' overtime drive.

After the Ichabods took the early lead, Washburn would add another touchdown as Jordan Brill hooked up with Jake Lebahn on a 24-yard strike capping an eight-play, 95-yard drive. The Ichabods would add another as Hearn had a 22-yard scamper after PSU's Andy Majors was picked off by Calvin Stuckey at the Washburn 12 and he returned it 55 yards to the Pitt State 33.

On the next Pitt State drive, they would score on a Germaine Race 26-yard run. On the ensuing kickoff, Fletcher Terrell ran back his second kickoff of the season as he returned the kickoff 83 yards for a score to push the Ichabod lead back to 28-7 heading into the break.

In the second half, the Gorillas took the first drive of the third quarter and marched 65 yards in five plays to cut the Ichabod lead to 28-14. On the ensuing kickoff, the Ichabods would fumble and the Gorillas would take possession back at the Washburn 16. However, four plays into the drive, the



Ichabods' Mike Gonzalez would force a fumble at the Washburn 6 and recover the ball at the Washburn 13 to end the Gorillas' scoring threat.

The Gorillas would score on a 12-play, 93 yard drive cutting the lead to 28-21. After trading possessions and a missed field goal by the Ichabods, the Gorillas would drive 80 yards to tie the score at 28 with 32 seconds remaining.

The Ichabods won the overtime toss and elected to be on defense first. The Gorillas scored in three plays as Race rushed for two yards, however the extra point attempt by Nathan Alleman missed, sailing to the right.

The Ichabods took over at the Pitt State 25. Hearn rushed three straight times for the

Ichabods on carries of 6, 12, and 7 yards for the touchdown. After a Gorilla time out, Connor Sabel's extra point was perfect through the uprights giving the Ichabods its highest win over a nationally ranked opponent since joining the NCAA ranks, improving them to 4-31 since joining Division II.

Hearn averaged 5.4 yards per carry while racking up the 162 yards, his most since rushing for 175 against Missouri-Rolla as a freshman. Ra'Shawn Mosley had 36 yards on the ground as the Ichabods rushed for 217 as a team.

Brill passed for 205 yards with 70 receiving yards going to Cason Lehman and Mike Odupitan.

Mike Gonzalez had a career-high 18 tackles to lead the Ichabod defense. He capped the day with two forced fumbles and two fumble recoveries. Jarod Tetuan had 12 tackles with a forced fumble and Aaron Neal and Grant Gould each had 10 tackles.

Score by Quarters

Pittsburg State	0	7	7	14	6	34
Washburn	14	14	0	0	7	35

Scoring Summary

1st Quarter

WU	12:01	Hearn, Trent	3 yd run
		Sabel, Connor	kick
WU	07:20	Lebahn, Jake	24 yd pass from Brill, Jordan
		Sabel, Connor	kick

2nd Quarter

WU	12:25	Hearn, Trent	22 yd run
		Sabel, Connor	kick
PSU	08:36	Race, Germaine	26 yd run
		Alleman, Nathan	kick
WU	08:23	Terrell, Fletcher	83 yd kickoff return
		Sabel, Connor	kick

3rd Quarter

PSU	12:54	Twito, Brandon	7 yd pass from Majors, Andy
		Alleman, Nathan	kick

4th Quarter

PSU	14:16	Race, Germaine	9 yd run
		Alleman, Nathan	kick
PSU	00:32	Pray, Bryan	16 yd pass from Majors, Andy
		Alleman, Nathan	kick
	10-80	3:17	28

Overtime

PSU	15:00	Race, Germaine	2 yd run
		Alleman, Nathan	kick failed
WU	15:00	Hearn, Trent	7 yd run
		Sabel, Connor	kick

Team Stats

	PSU	WU
FIRST DOWNS	34	22
Rushing	18	10
Passing	14	10
Penalty	2	2
NET YARDS RUSHING	305	217
Rushing Attempts	55	44
Average Per Rush	5.5	4.9
Yards Gained Rushing	324	233
Yards Lost Rushing	19	16
NET YARDS PASSING	212	219
Completions-Attempts-Int	16-31-2	15-24-3
Average Per Completion	13.2	14.6
TOTAL OFFENSE YARDS	517	436
Total offense plays	86	68
Average Gain Per Play	6.0	6.4
Fumbles: Number-Lost	3-3	4-3
Penalties: Number-Yards	7-44	6-45
PUNTS-YARDS	4-172	3-82
Average Yards Per Punt	43.0	27.3
Net Yards Per Punt	36.5	25.0
KICKOFFS-YARDS	5-275	5-280
Average Yards Per Kickoff	55.0	56.0
Punt returns: Number-Yards-TD	2-7-0	3-26-0
Average Per Return	3.5	8.7
Kickoff returns: Number-Yds-TD	3-60-0	4-119-1
Average Per Return	20.0	29.8
Interceptions: Number-Yds-TD	3-20-0	2-55-0
Fumble Returns: Number-Yds-TD	0-0-0	0-0-0
Miscellaneous Yards	0	0
Possession Time	28:59	31:01
Third-Down Conversions	9 of 16	6 of 12
Fourth-Down Conversions	2 of 2	0 of 0
Red-Zone Scores-Chances	3-6	1-3
Sacks By: Number-Yards	2-11	1-3
PAT Kicks	4-5	5-5
Field Goals	0-1	0-1

No. 4 Pittsburg State 34 Washburn 35

Oct. 1, 2005 • Topeka, Kan.
Yager Stadium • Attendance: 6,498

Washburn									
Rushing	No	Gain	Loss	Net	TD	Lg	Avg		
Hearn, Trent	30	166	4	162	3	39	5.4		
Mosley, Ra'Shawn	6	36	0	36	0	11	6.0		
Walker, Brandon	3	17	0	17	0	8	5.7		
Odupitan, Mike	1	9	0	9	0	9	9.0		
TM-Ichabods	1	0	1	-1	0	0	-1.0		
Brill, Jordan	3	5	11	-6	0	5	-2.0		
Totals...	44	233	16	217	3	39	4.9		
Passing	Att	Cmp	Int	Yds	TD	Long	Sack		
Brill, Jordan	23	14	3	205	1	36	2		
Walker, Brandon	1	1	0	14	0	14	0		
Totals...	24	15	3	219	1	36	2		
Receiving	No.	Yds	TD	Long					
Lehman, Cason	5	70	0	22					
Odupitan, Mike	4	70	0	36					
Lebahn, Jake	2	51	1	27					
Gardiner, Aaron	1	12	0	12					
Hearn, Trent	1	10	0	10					
Scott, Jeff	1	9	0	9					
Mosley, Ra'Shawn	1	-3	0	0					
Totals...	15	219	1	36					
Punting	No.	Yds	Avg	Long	In20	TB			
Massey, Curtis	2	82	41.0	44	2	0			
TM-Ichabods	1	0	0.0	0	0	0			
Totals...	3	82	27.3	44	2	0			
Pittsburg State									
Rushing	No	Gain	Loss	Net	TD	Lg	Avg		
Race, Germaine	27	158	8	150	3	26	5.6		
Majors, Andy	19	135	8	127	0	37	6.7		
Taylor, Joe	7	18	0	18	0	8	2.6		
Pray, Bryan	1	13	0	13	0	13	13.0		
TEAM	1	0	3	-3	0	0	-3.0		
Totals...	55	324	19	305	3	37	5.5		
Passing	Att	Cmp	Int	Yds	TD	Long	Sack		
Majors, Andy	30	16	2	212	2	19	1		
TEAM	1	0	0	0	0	0	0		
Totals...	31	16	2	212	2	19	1		
Receiving	No.	Yds	TD	Long					
Curran, Pierce	6	86	0	18					
Clawson, Eric	4	53	0	15					
Pray, Bryan	3	40	1	19					
Twito, Brandon	2	22	1	15					
Taylor, Joe	1	11	0	11					
Totals...	16	212	2	19					
Punting	No.	Yds	Avg	Long	In20	TB			
Stephenson, Grant	3	127	42.3	54	1	0			
Majors, Andy	1	45	45.0	45	1	0			
Totals...	4	172	43.0	54	2	0			
Pittsburg State									
All Returns	No	Yds	Lg	No	Yds	Lg	No	Yds	Lg
Pray, Bryan	1	1	1	2	48	33	0	0	0
Dellasega, Nick	0	0	0	0	0	0	1	11	11
Sauber, Matt	0	0	0	0	0	0	1	9	9
Cartwright, Austin	1	6	0	0	0	0	0	0	0
Northern, Jason	0	0	0	1	12	12	0	0	0
Shamblin, Brett	0	0	0	0	0	0	1	0	0
Totals...	2	7	1	3	60	33	3	20	11
Field Goals									
Alleman, Nathan	2nd	00:14	32 yds						Missed

MARYVILLE, Mo. - The Washburn Ichabods' Connor Sabel connected on 23-yard field goal with :04 seconds remaining as Washburn knocked off its second top-five team in a week with a 31-28 win over No. 5 Northwest Missouri. The win lifted the Ichabods to 6-1 overall and alone into first place in the MIAA with a perfect 4-0 record.

Northwest Missouri scored first with a 19-yard field goal after a massive defensive stand to start the game by the Ichabods. After a mis-handled snap on a punt, the Bearcats recovered the football at the Ichabod 8 yard line. But the Ichabods defense held and forced the Bearcat field goal. It was the first time the Bearcats scored first in a game this season and did not win.


After the teams traded drives, the Ichabods forced a punt by the Bearcats, but Fletcher Terrell would pick up the first of his two blocked punts on the afternoon and the Ichabods recovered the ball at the Northwest 12 yard line. Two plays later, Trent Hearn scored on a 7-yard run. Hearn would go on to score three rushing touchdowns on the afternoon.

On the Bearcats' next drive, Northwest would drive down to the Ichabod two yard line, but Washburn's Cody Huenefeld would pick off a tipped ball for the interception ending the scoring chance for the Bearcats.

The Ichabods converted the turnover into seven points and they would go on a 17-play, 94-yard drive covering 8:58 on the clock to push themselves to a 14-3 lead. The Bearcats added a field goal with under two minutes on the clock and the Ichabods took a 14-6 lead into the break.

After trading drives, the Bearcats opened the scoring in the second half cutting the Washburn lead to 14-13. Northwest added another touchdown with 44 seconds remaining in the half to lead 21-14 heading into the fourth quarter.

On the Ichabods opening drive of the fourth quarter, Jordan Brill hooked up with Mike Odupitan for a 17-yard touchdown



pass and tie the score with the extra point knotting the scoreboard at 21.

After Terrell blocked his second punt of the afternoon, the Ichabods covered 37-yards in five plays as Hearn scored from 3 yards out to push Washburn in front 28-21 with 6:23 to play in the game.

The Ichabods and the Bearcats traded punts and the Bearcats Xavier Omon rushed 11-yard to tie the score with the extra point, the Bearcats again tied the score at 28 with 1:31 to go in the game setting up the Ichabods winning drive.

After taking possession at their own 20 with 1:31 left, Brill hit Hearn for an 11-yard gain. After an incomplete pass, Brill fired and hit Odupitan for a 26-yard pick up to the Northwest 43. After a false start and a Hearn gain of 3 yards, Brill hit Aaron Gardiner for 3 more yards then hit

Gardiner again after a time out for 24 yards to put the ball on the Northwest 18. After a delay of game penalty, and no time outs, Brill hit a diving Cason Lehman for 18 more yards putting the ball at the Bearcat 6 yard line. After the Ichabods down the ball to stop the clock, Northwest called a timeout before Sabel's game-winning kick through the uprights with :04 seconds left.

On the Ichabod kickoff, the Bearcats downed the ball and their last second pass was knocked down, ending the game and the 10-game losing streak to the Bearcats for the Ichabods.

Hearn finished the day with 107 yards on 33 carries with three touchdowns. Brill was 21 of 31 for 261 yards and the one touchdown pass to Odupitan, who had six catches for 105 yards.

On defense, the Ichabods were led by Mike Gonzalez, who recorded nine tackles, including seven solo stops and two tackles for loss. Jarod Tetuan, starting at free safety for the second straight week and Grant Gould each had eight tackles.

The Ichabods also had interceptions by Huenefeld and Aaron Neal.

Score by Quarters

Washburn	7	7	0	17	31
Northwest Missouri	3	3	15	7	28

Scoring Summary

1st Quarter

NWMSU	11:07	Frevert, Tommy	19 yd field goal
WU	03:28	Hearn, Trent	7 yd run
		Sabel, Connor	kick

2nd Quarter

WU	05:06	Hearn, Trent	3 yd run
		Sabel, Connor	kick
NWMSU	01:56	Frevert, Tommy	33 yd field goal

3rd Quarter

NWMSU	07:28	Falkner, E.J.	18 yd pass from Lamberson, Josh
		Frevert, Tommy	kick
NWMSU	00:44	Wright, Kendall	48 yd pass from Lamberson, Josh
		Omon, Xavier	pass

4th Quarter

WU	11:46	Odupitan, Mike	17 yd pass from Brill, Jordan
		Sabel, Connor	kick
WU	06:23	Hearn, Trent	3 yd run
		Sabel, Connor	kick
NWMSU	01:31	Omon, Xavier	11 yd run
		Frevert, Tommy	kick
WU	00:04	Sabel, Connor	23 yd field goal

Team Stats

	WU	NWMSU
FIRST DOWNS	20	19
Rushing	6	11
Passing	12	8
Penalty	2	0
NET YARDS RUSHING	78	105
Rushing Attempts	39	34
Average Per Rush	2.0	3.1
Yards Gained Rushing	119	161
NET YARDS PASSING	261	235
Completions-Attempts-Int	21-33-0	21-28-2
Average Per Attempt	7.9	8.4
Average Per Completion	12.4	11.2
TOTAL OFFENSE YARDS	339	340
Total offense plays	72	62
Average Gain Per Play	4.7	5.5
Fumbles: Number-Lost	3-1	0-0
Penalties: Number-Yards	6-45	8-80
PUNTS-YARDS	4-107	4-68
Average Yards Per Punt	26.8	17.0
Net Yards Per Punt	26.8	12.0
KICKOFFS-YARDS	6-338	6-353
Average Yards Per Kickoff	56.3	58.8
Net Yards Per Kickoff	35.3	43.7
Punt returns: Number-Yards-TD	3-20-0	0-0-0
Average Per Return	6.7	0.0
Kickoff returns: Number-Yds-TD	5-71-0	5-126-0
Average Per Return	14.2	25.2
Interceptions: Number-Yds-TD	2-4-0	0-0-0
Fumble Returns: Number-Yds-TD	0-0-0	0-0-0
Miscellaneous Yards	0	0
Possession Time	31:04	28:56
Third-Down Conversions	4 of 14	5 of 11
Fourth-Down Conversions	2 of 4	0 of 0
Red-Zone Scores-Chances	5-5	4-5
Sacks By: Number-Yards	5-48	2-15
PAT Kicks	4-4	2-2
Field Goals	1-1	2-2

No. 25 Washburn 31 No. 5 Northwest Missouri 28

Oct. 8, 2005 • Maryville, Mo.

Bearcat Stadium • Attendance: 5,494

Washburn

Rushing	No	Gain	Loss	Net	TD	Lg	Avg
Hearn, Trent	33	111	4	107	3	9	3.2
Walker, Brandon	3	8	9	-1	0	5	-0.3
Brill, Jordan	2	0	11	-11	0	0	-5.5
TM-Ichabods	1	0	17	-17	0	0	-17.0
Totals...	39	119	41	78	3	9	2.0

Passing	Att	Cmp	Int	Yds	TD	Long	Sack
Brill, Jordan	31	21	0	261	1	31	1
TM-Ichabods	2	0	0	0	0	0	0
Walker, Brandon	0	0	0	0	0	0	1
Totals...	33	21	0	261	1	31	2

Receiving	No.	Yds	TD	Long
Odupitan, Mike	6	105	1	31
Lebahn, Jake	4	32	0	14
Gardiner, Aaron	3	33	0	24
Lehman, Cason	3	23	0	18
Scott, Jeff	2	37	0	26
Bland, Rawshaw	1	17	0	17
Hearn, Trent	1	11	0	11
McCann, Chris	1	3	0	3
Totals...	21	261	1	31

Punting	No.	Yds	Avg	Long	In20	TB
Massey, Curtis	4	107	26.8	33	1	0
Totals...	4	107	26.8	33	1	0

All Returns	No	Yds	Lg	No	Yds	Lg	No	Yds	Lg
Gardiner, Aaron	0	0	0	1	21	21	0	0	0
Neal, Aaron	0	0	0	0	0	0	1	2	2
Tetuan, Jarod	1	6	6	1	18	18	0	0	0
Huenefeld, Cody	0	0	0	0	0	0	1	2	2
Terrell, Fletcher	2	14	0	3	32	17	0	0	0
Totals...	3	20	6	5	71	21	2	4	2

Field Goals

Sabel, Connor	4th	00:04	23 yds	Good
---------------	-----	-------	--------	------

Northwest Missouri

Rushing	No	Gain	Loss	Net	TD	Lg	Avg
Omon, Xavier	20	114	6	108	1	15	5.4
Herring, Mitch	1	5	0	5	0	5	5.0
TEAM	1	0	1	-1	0	0	-1.0
Lamberson, Josh	12	42	49	-7	0	12	-0.6
Totals...	34	161	56	105	1	15	3.1

Passing	Att	Cmp	Int	Yds	TD	Long	Sack
Lamberson, Josh	28	21	2	235	2	48	5
Totals...	28	21	2	235	2	48	5

Receiving	No.	Yds	TD	Long
Falkner, E.J.	4	52	1	18
Robinson, R.	4	16	0	7
Peterson, Mike	3	31	0	15
Wright, Kendall	2	52	1	48
Meyer, Keith J.	2	28	0	23
Herring, Mitch	2	25	0	23
Rector, Andre	2	24	0	19
Omon, Xavier	2	7	0	5
Totals...	21	235	2	48

Punting	No.	Yds	Avg	Long	In20	TB
Lickteig, Gabe	2	68	34.0	38	0	0
TEAM	2	0	0.0	0	0	0
Totals...	4	68	17.0	38	0	0

All Returns	No	Yds	Lg	No	Yds	Lg	No	Yds	Lg
Falkner, E.J.	0	0	0	1	29	29	0	0	0
Wright, Kendall	0	0	0	1	24	24	0	0	0
Brisbane, Sydney	0	0	0	3	73	37	0	0	0
Totals...	0	0	0	5	126	37	0	0	0

Field Goals

Frevert, Tommy	1st	11:07	19 yds	Good
Frevert, Tommy	2nd	01:56	33 yds	Good


TOPEKA, Kan. - The No. 13-ranked Washburn Ichabods held off the upset-minded Bulldogs of Truman State University in a 21-14 win at Yager Stadium Saturday afternoon in front of a Homecoming crowd of 6,734.

Truman (1-7, 0-6 MIAA) scored first in the game converting a turnover into a touchdown after a scoreless first quarter as senior WR James Walton caught a 23-yard pass from freshman QB Michael Long.

The Ichabods (7-1, 5-0 MIAA) would not score until 43 seconds left in the half as senior WR Mike Odupitan hooked up with sophomore QB Jordan Brill on a 21-yard pass reception as the Ichabods drove 76 yards in 12 plays to tie the game at 7-7.

The Bulldogs took the lead on a 1-yard touchdown run by senior RB Jerard Levenson with 5:31 left in the third quarter capping a 12-play 57-yard yard drive. Levenson had 117 yards on 29 carries, his second 100-yard rushing game in as many weeks.

Washburn took the lead for good on a 31-yard run by junior RB Trent Hearn. Hearn rushed for a career-high 178 yards on 27 carries.



ries. Hearn added his second touchdown on the Ichabods' next possession that put the Ichabods up 21-14.

After forcing an Ichabod punt with 3:18 in the game, the Bulldogs drove to their own 45-yard line, but the Ichabods' senior LB Terrell Cobb picked off Long's pass at the Washburn 43 to end the threat and wrap up the game.

Brill passed for 249 yards and one touchdown. On defense, senior LB Grant Gould led the

Ichabods with 13 tackles. He also has a tackle for loss, a pass break up and an interception he returned for 26 yards. Junior DB Fletcher Terrell and senior LB Mike Gonzalez each had nine tackles.

Long was 27-of-51 for 276 yards, three interceptions and one touchdown. Junior WR James Perry had eight catches for 52 yards. Senior DB Jason Douglas led Truman with 10 tackles (five solos), while junior LB Larry Giglio had an interception and a fumble forced and recovered.

The Ichabods outgained the Bulldogs, 418-370, despite running 10 less plays.

Truman State 14 No. 13 Washburn 21

Oct. 15, 2005 • Topeka, Kan.
Yager Stadium • Attendance: 6,734

Washburn									
Rushing	No	Gain	Loss	Net	TD	Lg	Avg		
Hearn, Trent	27	179	1	178	2	76	6.6		
Bland, Rawshawn	2	8	0	8	0	6	4.0		
Mosley, Ra'Shawn	1	4	0	4	0	4	4.0		
Odupitan, Mike	1	0	0	0	0	0	0.0		
TM-Ichabods	2	0	3	-3	0	0	-1.5		
Brill, Jordan	3	1	19	-18	0	1	-6.0		
Totals...	36	192	23	169	2	76	4.7		
Passing	Att	Cmp	Int	Yds	TD	Long	Sack		
Brill, Jordan	39	19	2	249	1	28	2		
Totals...	39	19	2	249	1	28	2		

Receiving	No.	Yds	TD	Long		
Lehman, Cason	6	68	0	21		
Odupitan, Mike	5	79	1	28		
Gardiner, Aaron	3	56	0	26		
Scott, Jeff	3	38	0	15		
Lebahn, Jake	1	8	0	8		
Hearn, Trent	1	0	0	0		
Totals...	19	249	1	28		

Punting	No.	Yds	Avg	Long	In20	TB
Massey, Curtis	6	215	35.8	44	3	0
Totals...	6	215	35.8	44	3	0

Punts									
All Returns	No	Yds	Lg	No	Yds	Lg	No	Yds	Lg
Beck, Erin	0	0	0	0	0	0	1	0	0
Tetuan, Jarod	4	56	17	1	7	7	0	0	0
Gould, Grant	0	0	0	0	0	0	1	26	26
Cobb, Terrell	0	0	0	0	0	0	1	1	1
Terrell, Fletcher	1	1	1	1	4	4	0	0	0
Totals...	5	57	17	2	11	7	3	27	26

Field Goals					
Sabel, Connor	2nd	09:41	38 yds		Missed

Truman									
Rushing	No	Gain	Loss	Net	TD	Lg	Avg		
Levenson, Jerard	29	122	5	117	1	18	4.0		
Patnode, Michael	1	4	0	4	0	4	4.0		
Long, Michael	4	0	27	-27	0	0	-6.8		
Totals...	34	126	32	94	1	18	2.8		

Passing	Att	Cmp	Int	Yds	TD	Long	Sack
Long, Michael	51	27	3	276	1	43	4
Totals...	51	27	3	276	1	43	4

Receiving	No.	Yds	TD	Long
Perry, James	8	52	0	22
Amundson, Jeff	6	48	0	16
Bonner, Ryan	3	49	0	20
King, Ryan	3	37	0	18
Patnode, Michael	2	49	0	43
Walton, James	2	29	1	23
Levenson, Jerard	2	7	0	5
Henry, Phillip	1	5	0	5
Totals...	27	276	1	43

Punting	No.	Yds	Avg	Long	In20	TB
Kamphoefner, M.	8	354	44.2	60	2	1
Totals...	8	354	44.2	60	2	1

Punts									
All Returns	No	Yds	Lg	No	Yds	Lg	No	Yds	Lg
Douglas, Jason	3	15	9	3	71	45	0	0	0
Mayson, Josh	0	0	0	0	0	0	1	0	0
Terry, Chandler	0	0	0	1	13	13	0	0	0
Giglio, Larry	0	0	0	0	0	0	1	0	0
Totals...	3	15	9	4	84	45	2	0	0

Field Goals					
Kamphoefner, M.	1st	03:49	37 yds		Blocked

Score by Quarters

Truman	0	7	7	0	14
Washburn	0	7	7	7	21

Scoring Summary

2nd Quarter

TSU	12:37	Walton, James	23 yd pass from Long, Michael
		Kamphoefner, M.	kick
WU	00:43	Odupitan, Mike	21 yd pass from Brill, Jordan
		Sabel, Connor	kick

3rd Quarter

TSU	05:31	Levenson, Jerard	1 yd run
		Kamphoefner, M.	kick
WU	03:04	Hearn, Trent	31 yd run
		Sabel, Connor	kick

4th Quarter

WU	12:45	Hearn, Trent	4 yd run
		Sabel, Connor	kick

Team Stats

	TSU	WU
FIRST DOWNS	20	20
Rushing	7	3
Passing	13	15
Penalty	0	2
NET YARDS RUSHING	94	169
Rushing Attempts	34	36
Average Per Rush	2.8	4.7
Yards Gained Rushing	126	192
NET YARDS PASSING	276	249
Completions-Attempts-Int	27-51-3	19-39-2
Average Per Completion	10.2	13.1
TOTAL OFFENSE YARDS	370	418
Total offense plays	85	75
Average Gain Per Play	4.4	5.6
Fumbles: Number-Lost	0-0	2-1
Penalties: Number-Yards	9-64	3-20
PUNTS-YARDS	8-354	6-215
Average Yards Per Punt	44.2	35.8
Net Yards Per Punt	34.6	33.3
Inside 20	2	3
KICKOFFS-YARDS	3-156	4-228
Average Yards Per Kickoff	52.0	57.0
Net Yards Per Kickoff	41.7	36.0
Touchbacks	1	0
Punt returns: Number-Yards-TD	3-15-0	5-57-0
Average Per Return	5.0	11.4
Kickoff returns: Number-Yds-TD	4-84-0	2-11-0
Average Per Return	21.0	5.5
Interceptions: Number-Yds-TD	2-0-0	3-27-0
Fumble Returns: Number-Yds-TD	0-0-0	0-0-0
Miscellaneous Yards	-3	0
Possession Time	33:46	26:14
Third-Down Conversions	7 of 19	4 of 15
Fourth-Down Conversions	1 of 3	1 of 2
Red-Zone Scores-Chances	1-2	1-2
Sacks By: Number-Yards	2-19	4-27
PAT Kicks	2-2	3-3
Field Goals	0-1	0-1


EMPORIA, Kan. - The No. 10 Washburn Ichabods tied a school record for single season wins as they improved to 8-1 with a 42-14 win over arch-rival Emporia State in the 102nd edition of the Turnpike Tussle winning in Emporia for the first time since 1987, snapping a seven-game losing streak at Welch Stadium. Washburn improved to 8-1 with the win and 6-0 in the MIAA.

The Ichabods set the tone for the game early as they took the opening drive 80 yards in six plays as Jordan Brill hit Jake Lebahn for a 52-yard touchdown pass.

Another piece of history was written as Trent Hearn rushed for a 42-yard touchdown scamper. It was his 32nd of his career, snapping the school record of 31 held by Brandon Rainer. The drive took only :46 seconds and the Ichabods ran three plays covering 70 yards for the score.

Washburn built a 21-0 lead as Brandon Walker came in at quarterback and carried the ball 27 yards converting a two-play drive as Walker covered all 36 yards on the drive in two carries for the score.

The Hornets got on the board after a 16-play, 79-yard drive, helped impart by a Washburn pass interference penalty in the end zone keeping the ESU drive alive cutting the Ichabod lead to 21-7 at the half.



Emporia State received the kickoff to open the second half, but fumbled the return and the Ichabods Aaron Hicks recovered setting up the short field for Washburn. The Ichabods would score six plays later as Brill hit Mike Odupitan for the touchdown strike that covered 20 yards to push the Ichabods to a 28-7 lead.

After trading drives, the Ichabods' Eric Lawrence picked off an ESU pass attempt and Brill again hit Odupitan on a 10-yard reception and a 35-7 Ichabod lead with 5:56 left in the third quarter.

On the ensuing ESU drive, Fletcher Terrell intercepted his 14th pass of his career and returned it 66 yards for an Ichabod score putting the Ichabods up 42-7. His 14th interception passed A.C. Poynter on top of the Washburn record book.

The Hornets would add a late touchdown with 2:09 left in the game placing the final score at 42-14.

Hearn finished the day with 60 yards rushing on 11 carries. Brill was 9 of 15 for 170 and three touchdown passes. Odupitan had three catches for 59 yards and the two scoring strikes.

On defense, the Ichabods were led by Grant Gould who had 14 tackles, including nine solo stops and one tackle for loss.

Score by Quarters

Washburn	14	7	21	0	42
Emporia State	0	7	0	7	14

Scoring Summary

1st Quarter

WU	12:35	Lebahn, Jake	52 yd pass from Brill, Jordan
		Sabel, Connor	kick
WU	00:00	Hearn, Trent	42 yd run
		Sabel, Connor	kick

2nd Quarter

WU	12:19	Walker, Brandon	27 yd run
		Sabel, Connor	kick
ESU	05:56	Henry, ElRay	2 yd run
		Edwards, Jeff	kick

3rd Quarter

WU	12:22	Odupitan, Mike	20 yd pass from Brill, Jordan
		Sabel, Connor	kick
WU	05:55	Odupitan, Mike	10 yd pass from Brill, Jordan
		Sabel, Connor	kick
WU	03:19	Terrell, Fletcher	66 yd interception return
		Sabel, Connor	kick

4th Quarter

ESU	02:09	Ko, Seville	1 yd run
		Edwards, Jeff	kick

Team Stats

	WU	ESU
FIRST DOWNS	16	18
Rushing	6	8
Passing	8	6
Penalty	2	4
NET YARDS RUSHING	154	183
Rushing Attempts	35	49
Average Per Rush	4.4	3.7
Yards Gained Rushing	174	200
Yards Lost Rushing	20	17
NET YARDS PASSING	170	121
Completions-Attempts-Int	9-16-0	12-21-2
Average Per Attempt	10.6	5.8
Average Per Completion	18.9	10.1
TOTAL OFFENSE YARDS	324	304
Total offense plays	51	70
Average Gain Per Play	6.4	4.3
Fumbles: Number-Lost	2-1	3-1
Penalties: Number-Yards	10-81	10-101
PUNTS-YARDS	5-224	7-249
Average Yards Per Punt	44.8	35.6
Net Yards Per Punt	33.6	32.6
KICKOFFS-YARDS	7-446	3-135
Average Yards Per Kickoff	63.7	45.0
Punt returns: Number-Yards-TD	3-21-0	3-36-0
Average Per Return	7.0	12.0
Kickoff returns: Number-Yds-TD	1-25-0	6-114-0
Average Per Return	25.0	19.0
Interceptions: Number-Yds-TD	2-66-1	0-0-0
Fumble Returns: Number-Yds-TD	0-0-0	0-0-0
Miscellaneous Yards	0	0
Possession Time	24:28	35:26
Third-Down Conversions	2 of 9	5 of 16
Fourth-Down Conversions	0 of 0	2 of 2
Red-Zone Scores-Chances	2-2	2-2
Sacks By: Number-Yards	1-7	1-1
PAT Kicks	6-6	2-2
Field Goals	0-0	0-1

No. 10 Washburn Emporia State

42
14

Oct. 22, 2005 • Emporia, Kan.
Welch Stadium • Attendance: 6,678

Washburn

Rushing	No	Gain	Loss	Net	TD	Lg	Avg
Hearn, Trent	11	67	7	60	1	42	5.5
Walker, Brandon	7	40	7	33	1	27	4.7
Brown, Chris	3	26	0	26	0	13	8.7
McCann, Chris	5	18	3	15	0	8	3.0
Patterson, A.J.	4	15	1	14	0	6	3.5
Bland, Rawshawn	2	6	0	6	0	5	3.0
Brill, Jordan	2	2	1	1	0	0	0.5
TM-Ichabods	1	0	1	-1	0	0	-1.0
Totals...	35	174	20	154	2	42	4.4

Passing	Att	Cmp	Int	Yds	TD	Long	Sack
Brill, Jordan	15	9	0	170	3	52	1
Walker, Brandon	1	0	0	0	0	0	0
Totals...	16	9	0	170	3	52	1

Receiving	No.	Yds	TD	Long
Odupitan, Mike	3	59	2	29
Lebahn, Jake	2	72	1	52
Hearn, Trent	2	13	0	9
Bland, Rawshawn	1	14	0	14
Lehman, Cason	1	12	0	12
Totals...	9	170	3	52

Punting	No.	Yds	Avg	Long	In20	TB
Massey, Curtis	5	224	44.8	54	0	1
Totals...	5	224	44.8	54	0	1

All Returns	No	Yds	Lg	No	Yds	Lg	No	Yds	Lg
Odupitan, Mike	0	0	0	1	25	25	0	0	0
Lehman, Cason	3	21	14	0	0	0	0	0	0
Lawrence, Eric	0	0	0	0	0	0	1	0	0
Terrell, Fletcher	0	0	0	0	0	0	1	66	66
Totals...	3	21	14	1	25	25	2	66	66

Field Goals

None

Emporia State

Rushing	No	Gain	Loss	Net	TD	Lg	Avg
Ko, Seville	24	94	8	86	1	14	3.6
Whitworth, Justi	9	43	9	34	0	16	3.8
Hulings, Ryan	4	31	0	31	0	18	7.8
Henry, ElRay	12	29	0	29	1	9	2.4
Weems, Brandon	0	3	0	3	0	0	0.0
Totals...	49	200	17	183	2	18	3.7

Passing	Att	Cmp	Int	Yds	TD	Long	Sack
Whitworth, Justi	21	12	2	121	0	40	1
Totals...	21	12	2	121	0	40	1

Receiving	No.	Yds	TD	Long
Martin, Matt	3	32	0	22
Hulings, Ryan	2	50	0	40
Richard, JJ	2	23	0	13
Schoenfeld, Scot	2	10	0	7
Olivier, Trent	2	10	0	6
Ko, Seville	1	4	0	0
Totals...	12	121	0	40

Punting	No.	Yds	Avg	Long	In20	TB
Torres, Johnny	7	249	35.6	48	1	0
Totals...	7	249	35.6	48	1	0

All Returns	No	Yds	Lg	No	Yds	Lg	No	Yds	Lg
Hulings, Ryan	3	36	16	6	114	27	0	0	0
Totals...	3	36	16	6	114	27	0	0	0

Field Goals

Edwards, Jeff 1st 00:46 46 yds Missed

2005 WASHBURN ICHABOD FOOTBALL -- RECAPS GAME 10

TOPEKA, Kan. - The No. 6 Washburn Ichabods improved to 9-1 and 7-0 in the MIAA with its 49-35 win over Missouri Southern. With the win, the Ichabods clinched at least a share of the MIAA title.

The Ichabods jumped on the Lions as they scored touchdowns on five of its first six possessions. The first two coming on Trent Hearn runs of 3- and 24-yards.


Brandon Walker came in a quarterback and guided the Ichabods on a 10-play, 64-yard drive as he ran 11 yards for a touchdown to put the Ichabods up 21-0 with 14:12 to go in the second quarter.

Hearn rushed for his third touchdown of the afternoon

on a 4-yard run. Hearn would not carry the ball the rest of the game as he would finish with 122 yards on eight carries and the three touchdowns playing only one quarter and 3:40 of the second quarter. Hearn also raised his season total to 1,035 yards becoming only the fourth Ichabod to rush for more than 1,000 yards in a single season and the first Ichabod to do it twice in a career.

Rawshaw Bland capped a 9-play, 95-yard drive that put the 'Bods up 35-0 entering halftime.

The Lions jumped on the board as Dartan Johnson scored on a 5-yard run. A.J. Patterson scored on a 16-yard pass from Jordan Brill to push the Ichabods back to a 42-7 lead with 4:41 left in the third quarter.



The Lions scored again as Jamison Hummel pulled down a Adam Hinspeter pass from seven yards out.

Washburn's Chris Brown, who played both defense and offense for the second straight week, scored on a 6-yard run to wrap up the Ichabod scoring. Brown finished with a game-high 129 yards on the ground on 17 carries.

Southern on a 17-yard run by Ronnell Newman and added two more scores within 2:12 of one another as they blocked two punts inside the Ichabod 20 and converted them for two touchdowns.

The Ichabods as a team rushed for 382 yards with Brown's 129, Hearn's 122

and Walker's 99 yards leading the way. The 382 yards tied a school record for most yards on the ground for a Washburn team. The last time the Ichabods had two 100 yard rushers was on Oct. 22, 1994 in a 60-28 loss to Missouri Western. Joe Schartz had 17 carries for 104 yards and Nick Cummings had 21 carries for 122 yards.

Brill was 10 for 18 with 1 touchdown and 201 yards passing. Cason Lehman had three receptions for 72 yards to lead all receivers.

Mike Gonzalez led the Ichabods with 12 tackles. Fletcher Terrell had two interceptions and one solo tackle.

Overall, the Ichabods outgained the Lions 583 to 441 overall and 382 to 148 on the ground.

Score by Quarters

Missouri Southern	0	0	14	21	35
Washburn	14	21	7	7	49

Scoring Summary

1st Quarter

WU	13:45	Hearn, Trent	3 yd run
		Sabel, Connor	kick
WU	09:28	Hearn, Trent	24 yd run
		Sabel, Connor	kick

2nd Quarter

WU	14:12	Walker, Brandon	11 yd run
		Sabel, Connor	kick
WU	10:20	Hearn, Trent	4 yd run
		Sabel, Connor	kick
WU	04:22	Bland, Rawshaw	3 yd run
		Sabel, Connor	kick

3rd Quarter

MSSU	07:51	Johnson, Dartan	5 yd run
		McBride, Shane	kick
WU	04:41	Patterson, A.J.	16 yd pass from Brill, Jordan
		Sabel, Connor	kick
MSSU	01:32	Hummel, Jamison	7 yd pass from Hinspeter, Adam
		McBride, Shane	kick

4th Quarter

WU	12:14	Brown, Chris	6 yd run
		Sabel, Connor	kick
MSSU	10:05	Newman, Ronnell	17 yd run
		McBride, Shane	kick
MSSU	07:29	Mason, Tedaryl	14 yd pass from Emert, Nathan
		McBride, Shane	kick failed
MSSU	05:17	Emert, Nathan	2 yd run
		McBride, Shane	rush

Team Stats

	MSSU	WU
FIRST DOWNS	23	28
Rushing	10	19
Passing	12	9
Penalty	1	0
NET YARDS RUSHING	148	382
Rushing Attempts	30	57
Average Per Rush	4.9	6.7
NET YARDS PASSING	293	201
Completions-Attempts-Int	25-38-2	10-18-0
Average Per Completion	11.7	20.1
TOTAL OFFENSE YARDS	441	583
Total offense plays	68	75
Average Gain Per Play	6.5	7.8
Fumbles: Number-Lost	2-0	2-0
Penalties: Number-Yards	9-70	7-51
PUNTS-YARDS	4-151	4-111
Average Yards Per Punt	37.8	27.8
Net Yards Per Punt	31.0	20.2
KICKOFFS-YARDS	6-341	8-481
Average Yards Per Kickoff	56.8	60.1
Net Yards Per Kickoff	39.8	44.5
Touchbacks	4	4
Punt returns: Number-Yards-TD	2-10-0	3-27-0
Average Per Return	5.0	9.0
Kickoff returns: Number-Yds-TD	4-45-0	1-22-0
Average Per Return	11.2	22.0
Interceptions: Number-Yds-TD	0-0-0	2-16-0
Fumble Returns: Number-Yds-TD	0-0-0	0-0-0
Miscellaneous Yards	0	0
Possession Time	26:42	33:18
Third-Down Conversions	3 of 10	7 of 13
Fourth-Down Conversions	0 of 2	2 of 2
Red-Zone Scores-Chances	5-6	6-7
Sacks By: Number-Yards	3-29	0-0
PAT Kicks	3-4	7-7
Field Goals	0-0	0-0

Missouri Southern 35 No. 6 Washburn 49

Oct. 29, 2005 • Topeka, Kan.
Yager Stadium • Attendance: 4,825

Washburn

Rushing	No	Gain	Loss	Net	TD	Lg	Avg
Brown, Chris	17	131	2	129	1	26	7.6
Hearn, Trent	8	122	0	122	3	66	15.2
Walker, Brandon	11	104	5	99	1	16	9.0
Patterson, A.J.	7	35	0	35	0	13	5.0
Bland, Rawshaw	3	16	0	16	1	8	5.3
McCann, Chris	5	11	0	11	0	5	2.2
Gardiner, Aaron	1	3	0	3	0	3	3.0
TM-Ichabods	1	0	1	-1	0	0	-1.0
Brill, Jordan	2	0	12	-12	0	0	-6.0
Mangino, Tommy	2	0	20	-20	0	0	-10.0
Totals...	57	422	40	382	6	66	6.7

Passing	Att	Cmp	Int	Yds	TD	Long	Sack
Brill, Jordan	18	10	0	201	1	42	1
Mangino, Tommy	0	0	0	0	0	0	2
Totals...	18	10	0	201	1	42	3

Receiving	No.	Yds	TD	Long
Lehman, Cason	3	72	0	42
Scott, Jeff	2	60	0	35
Odupitan, Mike	2	33	0	19
Gardiner, Aaron	1	19	0	19
Patterson, A.J.	1	16	1	16
Bland, Rawshaw	1	1	0	1
Totals...	10	201	1	42

Punting	No.	Yds	Avg	Long	In20	TB
Massey, Curtis	2	111	55.5	85	0	1
TM-Ichabods	2	0	0.0	0	0	0
Totals...	4	111	27.8	85	0	1

All Returns	No	Yds	Lg	No	Yds	Lg	No	Yds	Lg
Lehman, Cason	1	10	10	0	0	0	0	0	0
Terrell, Fletcher	2	17	11	0	0	0	2	16	10
Walker, Brandon	0	0	0	1	22	22	0	0	0
Totals...	3	27	11	1	22	22	2	16	10

Field Goals
None

Missouri Southern

Rushing	No	Gain	Loss	Net	TD	Lg	Avg
Newman, Ronnell	8	64	0	64	1	17	8.0
Johnson, Dartan	13	54	1	53	1	13	4.1
Hinspeter, Adam	7	33	10	23	0	12	3.3
Bado, Colin	1	6	0	6	0	6	6.0
Emert, Nathan	1	2	0	2	1	2	2.0
Totals...	30	159	11	148	3	17	4.9

Passing	Att	Cmp	Int	Yds	TD	Long	Sack
Hinspeter, Adam	36	24	2	279	1	63	0
Emert, Nathan	2	1	0	14	1	14	0
Totals...	38	25	2	293	2	63	0

Receiving	No.	Yds	TD	Long
Bado, Colin	7	71	0	27
Johnson, Dartan	6	56	0	18
Newman, Ronnell	5	57	0	18
Bromley, Dustin	2	67	0	63
Mason, Tedaryl	2	25	1	14
Farrell, Matt	2	10	0	7
Hummel, Jamison	1	7	1	7
Totals...	25	293	2	63

Punting	No.	Yds	Avg	Long	In20	TB
Hawkins, Brandon	4	151	37.8	43	0	0
Totals...	4	151	37.8	43	0	0

All Returns	No	Yds	Lg	No	Yds	Lg	No	Yds	Lg
Chapman, Jordan	2	10	0	0	0	0	0	0	0
Wyatt, Keith	0	0	0	1	3	0	0	0	0
Hughes, Ricky	0	0	0	2	18	12	0	0	0
Brown, Travis	0	0	0	1	24	24	0	0	0
Totals...	2	10	0	4	45	24	0	0	0

Field Goals
None