



2006 Washburn Ichabod Football

2005 MIAA Champions



No. 20 Washburn (3-1, 2-0 MIAA)

VS

Southwest Baptist (0-4, 0-2 MIAA)

Sept. 30, 2006 • Yager Stadium (7,200)

Topeka, Kan. • 1 p.m. CST



Fast Facts

Radio

WIBW AM580 with Bruce Steinbrock (play-by-play), Mark Elliott (color) and Jamie Overocker (sideline)

Coaches

Craig Schurig is 28-22 in his fifth season at Washburn. He is 21-16 against the MIAA. He is 3-1 against Southwest Baptist. Jack Peavey is 3-12 in his second year at SBU and 8-37 in five years overall. He is 0-1 against WU.

Tickets

Tickets for Washburn home games are available by calling the Washburn ticket office at (785) 670-BODS (2637).

Sports Information Contacts

Washburn

Gene Cassell

Email: gene.cassell@washburn.edu

Phone: (785) 670-1791

Yager Stadium Press Box: (785) 670-1563

Internet Address: www.wusports.com

Southwest Baptist

Football Contact: Nate Davis

Assistant Athletics Director/

Marketing/Facilities/ Game Mgmt

Email: ndavis@sbu.edu

Office Phone: (417) 328-1412

Internet Address: www.sbu.edu/athletics

Ichabods vs Bearcats

The Game . . .

The No. 20 ranked Washburn Ichabods return home for the first time since their opening game on Sept. 2 to play host to the Southwest Baptist University Bearcats. The Ichabods are 3-1 this season and 2-0 in the MIAA after two weeks of conference play. SBU enters the game with an 0-4 record and they are 0-2 in the MIAA. Washburn topped Fort Hays State 37-7 last time out and SBU fell to Emporia State 35-31 in their last game.

Ichabods on Radio . . .

The game will be broadcast live on AM580 WIBW - the home of the Ichabods and Lady Blues. The game can also be heard on the internet at www.wusports.com by following the "Listen to the Game" links. Bruce Steinbrock will be the play-by-play voice of the Ichabods and former WU quarterback Mark Elliott will be the color analyst. Jamie Overocker will provide sideline reports. Join the broadcast team and Ichabod head coach Craig Schurig at 7 p.m. on Thursdays at Skinny's Sports Bar and Grille in the Huntoon Shopping Plaza for the Washburn Coaches Show.

The Coaches . . .

Washburn head football coach Craig Schurig was named head coach of the Ichabod football program Dec. 28, 2001. Schurig is 27-22 (.551) in his fifth season as the Ichabod head coach and he is 20-16 (.556) against the MIAA. He led the Ichabods their first MIAA title since joining the league and the first conference title since the Ichabods won the CSIC in 1983 this past season.

In only four seasons as the Ichabods' head coach, Schurig has led the Washburn football program to a new level with a school-best finish in the MIAA, their first winning season since 1999 and their first NCAA postseason appearance in school history.

SBU coach Jack Peavey is 3-12 in his second year at SBU and 8-37 in six years overall. He is 0-1 against WU.

Ichabods last time out . . .

The Ichabods last time out - No. 22 Washburn 37, Fort Hays State 7:

(Sept. 23) HAYS, Kan. - The No. 22 ranked Washburn Ichabods moved to 2-0 in the MIAA and 3-1 overall with a 37-7 win over Fort Hays State. In the win, senior wide receiver Sam Sissom became Washburn's all-time career receptions leader with five and tied the MIAA record for touchdown receptions with his 38th. Washburn will play their first game at home since their opener on Sept. 2 this Saturday, Sept. 30 against Southwest Baptist at 1 p.m. inside Yager Stadium.

Placekicker Connor Sabel opened the scoring for the Ichabods with a 25-yard field goal at the 2:54 mark of the first quarter. After forcing a Tiger three-and-out, the Ichabods' Jordan Brill hooked up with Jake Lebahn for a 40-yard touchdown pass to put Washburn up 10-0.

On the Tigers' next possession, Washburn's Jarod Tetuan picked off a deflected pass setting up a five-play, 32 yard scoring drive capped by Brandon Walker's 14-yard run around the right side putting the Ichabods up 17-0.

The Tigers jumped on the board on a 1-yard run by Jordan Hickel finishing off a 61-yard drive as neither team would score the rest of the way as Washburn led 17-7 at the break.

In the second half, Washburn added two more Brill touchdown passes. One on a 16-yard



2006 Washburn Ichabod Football

2005 MIAA Champions

2006 MIAA Standings

	MIAA	Overall
 NWMSU (2)	2-0	4-0
 WU (21)	2-0	3-1
 ESU	2-0	3-1
 MWSU (16)	1-1	3-1
 MSSU	1-1	3-1
 PSU (13)	1-1	3-1
 TSU	1-1	1-3
 UCM	0-2	2-2
 FHSU	0-2	0-4
 SBU	0-2	0-4

Previous Results

Saturday, September 16

- *NWMSU 31 @ TSU 10 Final
- *FHSU 10 @ ESU 48 Final
- *WU 14 @ UCM 10 Final
- *PSU 35 @ MWSU 48 Final
- *SBU 21 @ MSSU 42 Final

Saturday, September 23

- *MWSU 21 @ NWMSU 24 Final
- *UCM 21 @ TSU 24 Final
- *MSSU 24 @ PSU 48 Final
- *ESU 35 @ SBU 31 Final
- *WU 37 @ FHSU 7 Final

Upcoming Schedule

Saturday, September 30

- *PSU @ ESU.....1 p.m.
- *SBU @ WU.....1 p.m.
- *UCM @ FHSU (HC).....2 p.m.
- *TSU @ MWSU.....2 p.m.
- *NWMSU @ MSSU.....6 p.m.

Saturday, October 7

- *ESU @ NWMSU.....1 p.m.
- *MWSU @ UCM.....1:30 p.m.
- *FHSU @ SBU (HC).....2 p.m.
- *MSSU @ TSU.....2 p.m.
- *WU @ PSU.....2 p.m.

pass to Ben Ramsey with 5:56 remaining in the third quarter and the other to Sissom on an 11-yard strike tying Northwest Missouri's Jamaica Rector for the MIAA's all-game career touchdown reception record. Sandwiched between the two touchdown passes was a 5-yard run by Ra'Shawn Mosley.

Mosley led the Ichabods with 63 yards on the ground on 13 carries while Brill finished 13 for 24 for 162 yards and three touchdowns. Sissom finished with five receptions for 63 yards.

Defensively, Zach Watkins and Trey Lewis each had eight tackles to lead the Ichabods.

The Ichabods held the Tigers to nine first downs and 163 yards in total offense and an average of 2.4 yards per play. The Washburn defense also held the Tigers to 1 of 17 on third down conversions.

About the Opponent . . . last time out

Emporia State 35, Southwest Baptist 31 - Sept. 23, 2006

BOLIVAR, Mo. -- Emporia State sophomore WR Jermaine Barnett pulled in a 37-yard touchdown pass from sophomore QB Ben Purkeypile with 1:54 remaining to give the Hornets team a 35-31, come-from-behind victory over Southwest Baptist Saturday night (Sept. 23) at Plaster Stadium.

In a game that saw four lead changes in the final 19 minutes of action, SBU (0-4, 0-2 MIAA) took its first lead on a 63-yard touchdown pass from senior QB Robert Clardy to senior RB Moine Nicholson. ESU (2-2, 1-1 MIAA) retook the lead on a 9-yard pass from Purkeypile to Barnett with 5:31 left in the game.

The Bearcats came right back with a six-play, 72-yard drive that culminated with a 17-yard touchdown from Clardy to junior WR Nick Smart.

Ichabod head coach Craig Schurig

Entering his fifth seasons as the Ichabods' head coach, Washburn head coach Craig Schurig has led the Washburn football program to a 28-22 (.541) overall record and a 21-16 (.543) record in the MIAA.

The Schurig-led Ichabods built on the momentum of the 2004 Mineral Water Bowl Championship to their first NCAA Playoff appearance as well as Washburn earning their first MIAA Championship in 2005. Schurig earned the MIAA's Coach of the Year for his efforts leading the Ichabods in 2005. The conference championship was the first by the Ichabods since the 1983 season. He was also named the AFCA's Region 3 Coach of the Year.

Washburn finished the 2005 season with a school-record nine wins and a 7-1 mark in conference play.

The 2004 season saw the Ichabods record their first winning season since 1999 and their first postseason win since 1986 with a 36-33 win over Northern State in the Mineral Water Bowl.

Schurig was named the Ichabod head coach on

Dec. 28, 2001 after coaching for nearly a decade in a winning program. Schurig has brought the knowledge of success, a winning attitude and a new intensity to the Ichabod football program.

In his four seasons at Washburn, the Ichabods have had three All-American selections, two MIAA Freshman of the Year and 41 players receive all-MIAA honors. He has been equally on task with players in the classroom with 54 Ichabods named to the MIAA Commissioner's Academic Honor Roll, including two Academic All-Americans.

Schurig, a Willingboro, N.J., native, was a four-year letterman as a defensive back at Colorado Mines and was selected team captain as a senior. He earned second-team all-Rocky Mountain Athletic Conference honors as a senior. He graduated in 1987 with a bachelor's degree in petroleum engineering.

Schurig earned a master's degree in physical education at Pittsburg State in 1996. Craig and his wife, Louisa, have a daughter, Samantha, and two sons, Mitchell and Michael.

Washburn in the AFCA National Poll under Coach Schurig

Number of times in the ranking	14	Times ranked No. 1	0
Number of times in the Top 10	3	Most weeks at No. 1	0
Highest ranking	5 (11/5/05)	Most consecutive weeks at No. 1	0
Highest final ranking	13 (2005)	Last No. 1 ranking	n/a
Most consecutive times in rankings	13	Last week ranked	22
Most consecutive times in the top 10	3	Current streak of weeks ranked	13

Week-by-week in the national poll under head coach Craig Schurig

Year	Pre	1	2	3	4	5	6	7	8	9	10	11	12	Final
2002	--	--	--	--	--	--	--	--	--	--	--	--	--	--
2003	--	--	--	RV	--	--	--	--	--	--	--	--	--	--
2004	--	--	--	--	--	--	--	--	--	--	--	--	--	--
2005	--	RV	RV	RV	24	RV	RV	25	13	10	6	5	12	13
2006	17	16	T15	25	22	20								



2006 Washburn Ichabod Football

2005 MIAA Champions

About the Bearcats



General Information

Name: Southwest Baptist University
Location: Bolivar, Mo.
Founded: 1878
Enrollment: 3,536
Affiliation: NCAA II
Conference: MIAA
Nickname: Bearcats
Colors: Purple and white
President: Dr. C. Pat Taylor
Athletics Director: Brent Goode
Stadium: Plaster Stadium
Playing Surface: Grass

Coaching Staff

Head Coach:

Jack Peavy
(Jacksonville St., 1988)

Record at SBU:

3-11 (2nd season)

Overall Record:

8-36 (6 years)

Best time to reach Peavy:

Mornings

Football Office Phone:

(417) 328-1798

Assistant Coaches:

Will Hall (Offensive coordinator)
Keith Allen (Defensive coordinator)
Sam Gregg (Offensive line)
E.J. Junior (Linebackers)

The Hornets came back with a three-play, 78-yard drive that took 54 seconds and ended with Barnett's 37-yard touchdown grab. It was the Hornets eighth quick-strike drive of the season and was the second fourth-quarter comeback for the Hornets with Purkeypile at quarterback in five games.

Senior RB ElRay Henry ended with a career-high 138 yards on 16 carries with three touchdowns, while Barnett had four catches for 62 yards and two touchdowns. ESU rushed for 316 yards and ended with 493 yards of total offense.

Clardy was responsible for 369 of SBU's 395 yards of offense – he was 26-of-39 through the air for 365 yards and four TDs with two interceptions, and also rushed for 4 yards on six carries. Smart (99 yards) and junior WR Jeremy Packer (68 yards) each had seven catches for the Bearcats. Nicholson caught five passes for 90 yards and added 31 rushing yards on seven carries.

Junior S Jeff Hoag had 10 tackles (seven solos) with an interception and a pass break-up. Junior LB Willie Davis logged 13 tackles (seven solos) for SBU.

Series Notes . . .

Today's meeting is the 18th meeting in the series. The Ichabods lead the all-time series 12-5 and they have won nine of the last 12 meetings. The Ichabods are 6-2 against the Bearcats in Topeka. SBU's last win in Topeka was on Nov. 10, 2001 in a 48-20 win.

Last Meeting with Southwest Baptist . . .

(Sept. 23, 2006) - BOLIVAR, Mo. - The Washburn Ichabods scored 42 unanswered points in a 56-21 comeback win over Southwest Baptist at Plaster Stadium Saturday. Washburn trailed 21-14 late in the first half before dominating the second half en route to victory. With the win, Washburn improved to 4-1 and 2-0 in the MIAA.

Washburn suffered an early turnover to lead to an SBU touchdown just over a minute into the game on Rony Santil's touchdown reception. Grant Gould turned the tables on the Bearcats by returning an interception 26 yards for a touchdown minutes later.

The two squads traded scores the rest of the half, including a seven-yard scoring grab by Cason Lehman and a 12-yard grab by Mike Odupitan with 26 seconds left in the half on passes by Jordan Brill. The squads were deadlocked at 21 at the break before Washburn erupted.

The Ichabods owned the second half and went up for good on Jake Lebahn's 47-yard touchdown reception from Brill at 11:13 left in the third quarter. Lebahn added another touchdown on a blocked punt return at 9:01 in the quarter.

Trent Hearn capped the scoring in the third on a 25-yard touchdown run before Ra'Shawn Mosley added a 15 yard score and Rashawn Bland added a 1-yard run in the fourth quarter to give Washburn a 35-0 margin in the second half.

Mosley led Washburn with 72 yards rushing, while A.J. Patterson and Hearn added 70 and 63 yards respectively. Patterson had a 53-yard run late in the game for WU's longest play of the

Series history with Southwest Baptist

Washburn leads 12-5

N4	1989	L	19-34	Bolivar, Mo.	O14	2000	W	58-21	Topeka
N3	1990	W	24-9	Topeka	N10	2001	L	20-48	Topeka
N2	1991	W	14-6	Bolivar, Mo.	N16	2002	L	20-26	Bolivar, Mo.
O31	1992	W	21-17	Topeka	O18	2003	W	41-37	Bolivar, Mo.
N13	1993	L	20-25	Bolivar, Mo.	O9	2004	W	38-35	Topeka
N12	1994	W	31-14	Topeka	S23	2005	W	56-21	Bolivar, Mo.
O21	1995	W	37-20	Bolivar, Mo.					
O26	1996	W	24-20	Topeka					
S20	1997	W	25-7	Bolivar, Mo.					
S19	1998	LOT	20-26	Topeka					
O14	1999	W	36-0	Bolivar, Mo.					



2006 Washburn Ichabod Football

2005 MIAA Champions

Last Meeting with the Bearcats

day. Brill finished with 187 yards and three touchdowns on 10 of 17 passing.

Gould finished with 12 tackles, including three for loss to go along with his interception return for a score. Henry Talley was the other Ichabod in double figures with 10 tackles. Josh Looney and Fletcher Terrell added interceptions in the win.

Washburn Football History ...

Washburn is 471-534-44 in its 116th year of college football.

A win for Washburn would ...

- lift the Ichabods to 472-534-44 in its football history.
- be the second straight over the Bearcats in Topeka.
- be the fourth straight win over the Bearcats in the series.
- lift the Ichabods to 3-0 in the MIAA for the second time in school history. WU started the 2005 season 7-0 before losing to Missouri Western in the regular season finale.
- lift the Ichabods to 4-1 on the season and 3-0 in the MIAA.
- give the Ichabods a 13-5 all-time record with the Bearcats.

A loss for Washburn would ...

- drop the Ichabods to 471-535-44 in its football history.
- snap a three-game winning streak over the Bearcats
- drop the Ichabods to 2-1 in the MIAA and 3-2 overall.
- drop the Ichabods to 13-5 all-time against SBU.
- be the Bearcats' first win in Topeka since Nov. 10, 2001 in a 48-20 win.

A look back at notes from the Fort Hays State game ...

The win:

- lifted the Ichabods to 471-534-44 in its football history.
- was the first win for the Ichabods in Hays since a 40-35 win on Oct. 25, 1986 - snapping a four-game losing streak in Hays
- was the third straight season the Ichabods have opened the conference season with a 2-0 record
- lifted the Ichabods to 3-1 on the season and 2-0 in the MIAA.
- gave the Ichabods a 34-22-3 all-time record with the Tigers.

Ichabods vs ranked opponents ..

The Ichabods entered the 2006 season with a

Washburn 56 Southwest Baptist 21

Sept. 24, 2005 • Bolivar, Mo.
Plaster Stadium • Attendance: 1,938

Washburn							
Rushing	No	Gain	Loss	Net	TD	Lg	Avg
Mosley,Ra'Shawn	10	72	0	72	1	15	7.2
Patterson,A.J.	6	70	0	70	0	53	11.7
Hearn,Trent	10	66	3	63	1	25	6.3
Walker,Brandon	8	51	18	33	0	16	4.1
Brill,Jordan	2	4	0	4	0	4	2.0
Mangino,Tommy	1	2	0	2	0	2	2.0
Odupitan,Mike	1	2	0	2	0	2	2.0
Bland,Rawshawn	1	1	0	1	1	1	1.0
Totals...	39	268	21	247	3	53	6.3

Passing	Att-Cmp-Int	Yds	TD	Long	Sack
Brill,Jordan	17-10-1	187	3	47	0
Mangino,Tommy	2-1-0	9	0	9	0
Walker,Brandon	0-0-0	0	0	0	2
Totals...	19-11-1	196	3	47	2

Receiving	No.	Yds	TD	Long
Lehman,Cason	4	47	1	16
Odupitan,Mike	3	74	1	35
Lebahn,Jake	2	56	1	47
Bland,Rawshawn	1	12	0	12
Walker,Brandon	1	7	0	7
Totals...	11	196	3	47

Punting	No.	Yds	Avg	Long	In20	TB
Massey,Curtis	4	169	42.2	52	2	0
Totals...	4	169	42.2	52	2	0

Punts Kickoffs Intercepts							
All Returns	No	Yds	Lg	No	Yds	Lg	No
Odupitan,Mike	0	0	0	1	29	29	0
Lebahn,Jake	0	15	15	0	0	0	0
Tetuan,Jarod	0	0	0	2	29	17	0
Gould,Grant	0	0	0	0	0	0	1
Looney,Josh	0	0	0	0	0	0	1
Terrell,Fletcher	0	0	0	0	0	0	1
Brown,Chris	1	10	0	0	0	0	0
Mosley,Ra'Shawn	2	21	15	0	0	0	0
Totals...	3	46	15	3	58	29	3

Field Goals			
Sabel,Connor	1st	03:57	43 yds Missed

Score by Quarters

Washburn	7	14	21	14	56
Southwest Baptist	7	14	0	0	21

Scoring Summary

1st Quarter

SBU 13:59 Santil,Rony 8 yd pass from Clardy,Robert

Smith,Ryan kick

WU 09:37 Gould,Grant 26 yd interception return

Sabel,Connor kick

2nd Quarter

SBU 12:47 Clardy,Robert 7 yd run

Smith,Ryan kick

WU 04:18 Lehman,Cason 7 yd pass from Brill,Jordan

Sabel,Connor kick

SBU 02:00 Clardy,Robert 1 yd run

Smith,Ryan kick

WU 00:26 Odupitan,Mike 12 yd pass from Brill,Jordan

Sabel,Connor kick

3rd Quarter

WU 11:13 Lebahn,Jake 47 yd pass from Brill,Jordan

Sabel,Connor kick

WU 09:01 Lebahn,Jake 15 yd blocked punt return

Sabel,Connor kick

WU 04:46 Hearn,Trent 25 yd run

Sabel,Connor kick

4th Quarter

WU 14:03 Mosley,Ra'Shawn 15 yd run

Sabel,Connor kick

WU 05:30 Bland,Rawshawn 1 yd run

Sabel,Connor kick

Southwest Baptist

Rushing	No	Gain	Loss	Net	TD	Lg	Avg
Nicholson,Moine	21	103	4	99	0	21	4.7
Valenzuela,Hect	15	63	1	62	0	11	4.1
Clardy,Robert	18	84	30	54	2	27	3.0
Randle,Matthew	2	24	0	24	0	19	12.0
Jefferies,Mauri	3	8	2	6	0	5	2.0
Windham,LaMarcu	1	5	0	5	0	5	5.0
Smart,Nick	2	3	5	-2	0	3	-1.0
Totals...	62	290	42	248	2	27	4.0

Passing	Att-Cmp-Int	Yds	TD	Long	Sack
Clardy,Robert	18-13-3	92	1	16	2
Totals...	18-13-3	92	1	16	2

Receiving	No.	Yds	TD	Long
Windham,LaMarcu	5	35	0	16
Santil,Rony	4	31	1	12
Smart,Nick	2	16	0	9
Nicholson,Moine	2	10	0	6
Totals...	13	92	1	16

Punting	No.	Yds	Avg	Long	In20	TB
Bowers,Tim	3	106	35.3	50	0	0
TEAM	1	0	0.0	0	0	0
Totals...	4	106	26.5	50	0	0

Punts Kickoffs Intercepts							
All Returns	No	Yds	Lg	No	Yds	Lg	No
Windham,LaMarcu	1	36	36	0	0	0	0
Maiwelmaj,Joey	0	0	0	1	4	4	0
Dunn,Nathan	0	0	0	1	11	11	0
Parrish,Darcy	0	0	0	1	3	3	0
Grant,Frank	0	0	0	3	47	28	0
King,Klint	0	0	0	0	0	1	22
Rogers,David	0	0	0	1	7	7	0
Jefferies,Mauri	2	11	10	2	65	36	0
Totals...	3	47	36	9	137	36	1

Field Goals

none

Team Stats

	WU	SBU
FIRST DOWNS	22	20
Rushing	11	15
Passing	7	3
Penalty	4	2
NET YARDS RUSHING	247	248
Rushing Attempts	39	62
Average Per Rush	6.3	4.0
Yards Gained Rushing	268	290
NET YARDS PASSING	196	92
Completions-Attempts-Int	11-19-1	13-18-3
Average Per Attempt	10.3	5.1
TOTAL OFFENSE YARDS	443	340
Total offense plays	58	80
Average Gain Per Play	7.6	4.2
Fumbles: Number-Lost	0-0	1-0
Penalties: Number-Yards	11-88	8-117
PUNTS-YARDS	4-169	4-106
Average Yards Per Punt	42.2	26.5
Net Yards Per Punt	30.5	15.0
KICKOFFS-YARDS	9-436	4-260
Average Yards Per Kickoff	48.4	65.0
Punt returns: Number-Yards-TD	3-46-1	3-47-0
Average Per Return	15.3	15.7
Kickoff returns: Number-Yds-TD	3-58-0	9-137-0
Average Per Return	19.3	15.2
Interceptions: Number-Yds-TD	3-38-1	1-22-0
Fumble Returns: Number-Yds-TD	0-0-0	0-0-0
Miscellaneous Yards	0	0
Possession Time	24:01	35:59
Third-Down Conversions	1 of 7	6 of 15
Fourth-Down Conversions	0 of 0	1 of 4
Red-Zone Scores-Chances	4-4	3-3
Sacks By: Number-Yards	2-24	2-17
PAT Kicks	8-8	3-3
Field Goals	0-1	0-0



2006 Washburn Ichabod Football

2005 MIAA Champions

2006 Special Teams Tackle Leaders

Name	Solo	Assisted	Total
Michael Wilhoite	3		3.0
Fletcher Terrell	2	1	2.5
Jarod Tetuan	2	1	2.5
Jake Lebahn	2		2.0
Erin Beck		2	1.0
Michael Krajicek	1		1.0
Ben Ramsey	1		1.0
James Martin	2		2.0
Connor Sabel	1		1.0
Brad Haug	1		1.0
Zach Watkins		1	0.5

2006 Award Winners

MIAA Player of the Week

Jordan Brill, QB vs Colorado Mines
Cary Williams, DB vs Colorado Mines
Ben Boswell, P vs Central Missouri

D2football.com National POW

Jordan Brill, QB vs Colorado Mines

Hansen Gazette National POW

Ben Boswell, P vs Central Missouri

5-31 vs ranked Division II opponents after their win over No. 4 ranked Pittsburg State on Oct. 1, 2005. The win was the highest win over a ranked opponent since the Ichabods joined the D-II ranks. The win over the then No. 14 ranked Colorado Mines in the 2005 opener was the first win over a ranked team on the road for the Ichabods and the win over then No. 5 Northwest Missouri was the Ichabods' highest win over a ranked opponent on the road. The other two wins over a ranked opponents are Emporia State 34-21, when the Hornets were ranked No. 16 in the nation on Nov. 2, 2002. The other two wins over ranked opponents were both against UCM - on Oct. 17, 1992 when the Ichabods beat 20th-ranked Central Missouri 13-10 in Topeka and on Sept. 16, 2006 when the Ichabods beat the Mules in Warrensburg 14-10. Under head coach Craig Schurig, the Ichabods are 5-10 against ranked opponents since 2002, but they are 4-3 since the 2004 season including a 3-1 record in 2005.

The Ichabods in the national rankings this season . . .

The Ichabods jumped two spots to No. 20 in the AFCA National Coaches Poll up three spots from last week. It is the 13th consecutive week the Ichabods have been ranked in the coaches poll. Washburn remained No. 19 in the D2Football.com poll this week.

Record watch . . .

• Fletcher Terrell and the interception charts and NCAA passes defended chart

Senior defensive back Fletcher Terrell already owns the Washburn career record with 18 interceptions and the NCAA D2 record for passes defended with 61 ... he has 183 career tackles and he needs nine tackles to move into Washburn's top 10 chart. Terrell had a pick off in the end zone against Fort Hays State on Saturday.

• Jordan Brill and the passing charts

Junior quarterback Jordan Brill already owns the Washburn's single season for passing yards with the 2,775 he passed for last season ... for his career, against Central Missouri he went over the 4,000-yard mark ... his career passing total is 4,229 yards. Sitting third on the list is Mike Atkins (1977-80) who passed for 5,437 yards.

• Trent Hearn and the rushing and scoring charts

Senior running back Trent Hearn became Washburn's all-time leading rusher passing Dino DeLisa (1983-85) on top of the all-time rushing chart lifting against Central Missouri. He has rushed for 2,833 career yards and has also recorded 42 rushing touchdowns ... Hearn also owns the single season record of 1,203 yards set last season ... his 252 points is also tops on the school scoring chart, 14 points ahead of senior wide receiver Sam Sissom.

2006 Starting Lineups

Offense	TE	LT	LG	C	RG	RT	WR	WR	QB	FB	TB	PK
CSM	Martin	Rickard	Eisenbarth	Schneider	Stanley	Kavanaugh	Sissom	Gardiner	Brill	Minikwu	Hearn	Sabel
at WWU	Martin	Rickard	Eisenbarth	Schneider	Stanley	Kavanaugh	Sissom	Gardiner	Brill	Ramsey (TE)	Hearn	Sabel
at UCM	Martin	Rickard	Eisenbarth	Schneider	Stanley	Kavanaugh	Sissom	Lebahn	Brill	Ramsey (TE)	Hearn	Sabel
at FHSU	Martin	Rickard	Eisenbarth	Schneider	Stanley	Kavanaugh	Sissom	Lebahn	Brill	Ramsey (TE)	Hearn	Sabel

SBU

at PSU

NWMSU

at TSU

ESU

at MSSU

MWSU

Defense	DE	DT	DT	DE	OLB	ILB	ILB	OLB	DB	DB	FS	P
CSM	Lawrence	Sims	Lewis	Moyer	C. Brown	Watkins	Hicks	Neal	Terrell	Williams	Tetuan	Boswell
at WWU	Lawrence	Sims	Lewis	Moyer	C. Brown	Watkins	Ringwood	Ewy	Terrell	Williams	Tetuan	Boswell
at UCM	Lawrence	Sims	Lewis	Moyer	C. Brown	Watkins	Ringwood	Neal	Terrell	Williams	Tetuan	Boswell
at FHSU	Lawrence	Sims	Lewis	Moyer	C. Brown	Watkins	Ringwood	Neal	Terrell	Williams	Tetuan	Boswell

SBU

at PSU

NWMSU

at TSU

ESU

at MSSU

MWSU



2006 Washburn Ichabod Football

2005 MIAA Champions

• Sam Sissom and the receiving charts

• Against FHSU, Sissom had 5 catches for 63 yards and one touchdown ... The five catches give Sissom 172, two more than Michael Dritlein had from 1992-95 setting a new school record for receptions ... Sissom still needs 92 yards to top Dritlein's mark of 3,103 for a WU career ... his touchdown reception early in the fourth quarter, a 11-yard touchdown, was his 38th career TD, tying the MIAA record all games record held by Northwest Missouri's Jamaica Rector ... Sissom's 3,012 career receiving yards is pushes him into seventh on the all-time chart passing Missouri Southern and Denver Broncos standout Rod Smith (1989-93), who recorded 2,961 yards ... he needs 38 yards to move into sixth on the all-time chart behind Andre Rector from Northwest Missouri (2002-05) who recorded 3,049.

• Connor Sabel and the kicking charts

• Senior placekicker Connor Sabel has recorded 174 career points, which is tied for seventh on the on the career scoring chart with Dino DeLisa ... the school kick scoring record is 210 held by Chad Todd (1997-2000).
• Sabel has hit 71 straight extra points covering all of the 2005 season (59-59) and an 12-for-12 mark this season. His last extra point miss in a regular season game was Oct. 30, 2004 when his extra point attempt against Missouri Western was blocked.

• Schurig and the Washburn coaching charts

Fifth-year head coach Craig Schurig enters the season ranked fifth on the school wins chart with 28 ... next on the list is Tony DeMeo (1994-2001) who recorded 31 in his eight seasons at Washburn.

'Bods and Ends . . .

- Brill's three touchdown passes moved him to 38 for his career at Washburn trailing only Tyler Schuerman (2000-04) who recorded 53.
- The Ichabods three-game road trip was the first three-game swing for the Ichabods since Nov. 2nd, 9th, and 16th when the Ichabods lost at Missouri Western 13-10, at Nebraska-Kearney 21-16 and at I-AA Sam Houston State 51-7 to finish the 1985 season.
- Southwest Baptist does not have any Kansans on their roster.
- Jake Lebahn's blocked punt against FHSU was his second of his career.
- Half of Ben Ramsey's receptions this season have been for touchdowns (6 catches, 3 TD's).
- Redshirt freshman Zach Watkins has led the Ichabods in three of the four games this season in tackles ... he has 36 tackles (19 solo) which is second in the MIAA (one tackles behind PSU's Jason Northern).
- The Ichabods are first in the MIAA in rushing defense allowing 77.0 yards per game on the ground.
- The Ichabods are tied for first in the league in sacks with 12.

Up next . . .

The Ichabods will hit the road for a battle in the jungle as they travel to Pittsburg, Kan. to take on the Gorillas in a 2 p.m. kickoff on Oct. 7. The Ichabods will return home for an Oct. 14 for a 1 p.m. start with Northwest Missouri.

2006 Players of the Game -- as selected by Ichabod Coaching Staff

Game	Off. Skill	Def. Skill	Special Teams	Off. Line	Def. Line	Work Team Off.	Work Team Def.	Big Hit
CSM	Aaron Gardiner, WR	Cary Williams, DB	Connor Sabel, PK Erin Beck, FS	Andy Kavanaugh, OT	Trey Lewis, DT	Jake Iverson, QB	Chris Durkin, LB	Nick Bull, OL Bruce Ringwood, LB
at WWU	Sam Sissom, WR	Jarod Tetuan, FS	Jake Lebahn, WR Zach Watkins, LB	Dan Schneider, OC	Eric Lawrence, DE	Bill Boyer, OL	Jake Forck, DB	Bruce Ringwood, OL
at UCM	Brandon Walker, WR	Zach Watkins, LB	Ben Boswell, P Zach Watkins, LB	Jeff Rickard, OL	Brandon Jackson, DE	Terrance Lowe, RB	Seth Homolka, LB	The D-Line
at FHSU	Jordan Brill, QB	Fletcher Terrell, DB	Jake Lebahn, WR Chris Brown, LB	Eric Eisenbarth, OL	Cody Huenefeld, DE	Cameron Knox, TE	Clayton Calder, LB	Michael Krajeck, LB



2006 Washburn Ichabod Football

2005 MIAA Champions

The last time it happened . . .

400 Passing Yards

12/4/04 vs Northern State - Tyler Schuerman (400 yards)

300 Passing Yards

9/9/06 vs Western Washington - Jordan Brill (330 yards)

40 Pass Attempts

10/26/02 vs Missouri Western - Dustin Hickel (42 attempts)

20 Pass Completions

9/17/05 vs Central Washington - Jordan Brill (21 completions)

10/8/05 vs Northwest Missouri - Jordan Brill (21 completions)

100-199 Receiving Yards

9/2/06 vs Colorado Mines - Aaron Gardiner (128 yards - 6 receptions)

200 or more Receiving Yards

9/9/06 vs Western Washington - Sam Sissom (214 yards - 7 receptions)

100-174 Rushing Yards

11/5/05 vs Missouri Western - Trent Hearn (107 yards - 23 carries)

175 or more Rushing Yards

10/15/05 vs Truman - Trent Hearn (178 - 27 carries)

Kickoff returned for a touchdown

10/1/2005 vs Pittsburg State - Fletcher Terrell (83 yards)

Punt returned for a touchdown

9/23/05 vs Southwest Baptist - Jake Lebahn 15-yard return (in end zone off Chris Brown blocked punt)

Punt returned for a touchdown (not on a blocked punt)

11/6/04 vs Missouri Southern - Sam Sissom (66 yards)

Interception returned for a touchdown

10/22/05 vs Emporia State - Fletcher Terrell (66 yards)

Fumble Recovery for a touchdown

9/25/04 vs Northwest Missouri - Mitch Birt (Recovery in endzone after sack)

500 Yards in Team Total Offense

10/29/2005 vs Missouri Southern - (583 total yards)

600 Yards in Team Total Offense

11/9/02 vs Missouri-Rolla (612 total yards)

30 First Downs

12/4/04 vs Northern State - (543 total yards - 13 rushing, 15 passing, 2 penalty)

Overtime Game

11/5/05 vs Missouri Western - (loss 28-21 in one overtime)

Double Overtime Game

10/26/02 vs Missouri Western - (loss 34-28 in double overtime)

Last Time Shutout

11/7/98 vs Central Missouri - (loss 37-0 -- a streak of 84 games without one)

Last Time Washburn Recorded a shutout

9/18/04 vs Truman State- (win 62-0) -- a streak of 23 games

2006 AFCA Poll #5

Sept. 26, 2006	Rec.	Pts.	Prv.
1. Grand Valley St. (Mich.) (26)	4-0	696	1
2. Northwest Missouri St. (1)	4-0	660	2
3. North Alabama	3-0	639	3
4. North Dakota (1)	4-0	630	4
5. Valdosta St. (Ga.)	3-0	579	5
6. Carson-Newman (Tenn.)	4-0	558	6
7. West Texas A&M	4-0	514	7
8. South Dakota	4-0	498	8
9. Shepherd (W.Va.)	4-0	448	9
10. Bloomsburg (Pa.)	3-1	437	10
11. North Carolina Central	4-0	399	12
12. Saginaw Valley St. (Mich.)	3-1	395	11
13. Pittsburg St. (Kan.)	3-1	351	13
14. Northwood (Mich.)	4-0	331	14
15. Catawba (N.C.)	3-0	310	15
16. Nebraska-Omaha	3-1	283	17
17. Chadron St. (Neb.)	4-0	256	20
18. Delta St. (Miss.)	3-1	208	21
19. Missouri Western St.	3-1	169	16
20. Washburn (Kan.)	3-1	164	22
21. Winona St. (Minn.)	3-1	143	23
22. C.W. Post (N.Y.)	3-1	84	24
23. Tiffin (Ohio)	5-0	73	NR
24. Newberry (S.C.)	4-0	55	NR
25. Abilene Christian (Texas)	3-0	54	NR

Others receiving votes: Arkansas Tech, 49; Tuskegee (Ala.), 23; Edinboro, (Pa.), 21; Minnesota-Duluth, 17; Central Missouri, 13; Midwestern St. (Texas), 12; Lane (Tenn.), 7; Southeastern Oklahoma St., 5; Presbyterian (S.C.), 4; Fort Lewis (Colo.), 3; Bemidji St. (Minn.), 2; California (Pa.), 2; Concordia-St. Paul (Minn.), 2; Ferris St. (Mich.), 2; Henderson St. (Ark.), 2; Western Oregon, 2.

D2Football.com Poll #5

	Last Week	Record
1 Grand Valley	1	(4-0)
2 Northwest Missouri	2	(4-0)
3 North Dakota	3	(4-0)
4 North Alabama	4	(3-0)
5 Valdosta State	5	(3-0)
6 South Dakota	6	(4-0)
7 NC Central	7	(4-0)
8 West Texas A&M	8	(4-0)
9 Bloomsburg	9	(3-1)
10 Carson-Newman	10	(4-0)
11 Saginaw Valley	11	(3-1)
12 Shepherd	12	(4-0)
13 Northwood	13	(4-0)
14 Pittsburg State	15	(3-1)
15 Chadron State	16	(4-0)
16 Missouri Western	14	(3-1)
17 Nebraska-Omaha	17	(3-1)
18 Delta State	18	(3-1)
19 Washburn	19	(3-1)
20 Presbyterian	22	(2-2)
21 Catawba	23	(3-0)
22 Abilene Christian	NR	(3-0)
23 C.W. Post	24	(3-1)
24 Henderson State	NR	(3-1)
25 Midwestern State	NR	(4-0)

Week by Week in the National Polls

	P	1	2	3	4	5	6	7	8	9	10	11
AFCA	17	16	T15	25	22	20						
D2FB.com	P	15	13	21	19	19						



2006 Washburn Ichabod Football

2005 MIAA Champions

OFFENSE

Quarterback

10 Jordan Brill	6-4, 225, Jr.
15 Beau Wofford	6-5, 210, RS-Fr.

Running Back

6 Trent Hearn	6-1, 225, Sr.
18 Brandon Walker	6-1, 205, So.

Fullback

5 Taurence Minikwu	6-0, 230, Sr.
38 Damian Brackenbury	5-10, 220, Jr.

Wide Receiver X

4 Aaron Gardiner	5-11, 195, Sr.
8 Brad Cole	6-2, 190, RS-Fr.

Wide Receiver Z

83 Sam Sissom	6-0, 195, Sr.
81 Jake Lebahn	6-4, 215, Jr.

Tight End Y

32 James Martin	6-2, 252, Jr.
88 Ben Ramsey	6-2, 244, Jr.

Left Tackle

65 Jeff Rickard	6-3, 296, So.
55 Nick Bull	6-2, 295, Sr.

Left Guard

64 Eric Eisenbarth	6-2, 285, Jr.
71 Trent Stanley	6-3, 287, Jr.

Center

54 Dan Schneider	6-0, 283, Sr.
57 Grant Hajek	6-2, 275, RS-Fr.

Right Guard

71 Trent Stanley	6-3, 287, Jr.
79 Brian Strand	6-4, 306, Jr.

Right Tackle

62 Andy Kavanaugh	6-3, 294, So.
70 Ted Hilger	6-7, 320, Jr.

OFFENSE

Wide Receiver

12 Nick Smart	5-11 180 JR
5 Derrick Foster	5-7 158 SO

Wide Receiver

7 Robert Woodson	5-9 161 SR
6 Frank Grant	5-11 171 SO

Left Tackle

78 Josh Schrader	6-2 252 SO
73 Cody Dempsey	6-6 280 FR

Left Guard

70 Austin Osment	6-3 284 SO
71 Andrew Lindeman	6-3 261 FR

Center

68 Daryl Porter	6-2 274 JR
69 Charles Robinson	6-2 257 FR

Right Guard

50 Brandon Strange	6-3 314 SO
74 Chris Gardner	6-3 290 JR

Right Tackle

55 Michael Rogers	6-3 280 SO
63 Mark Talbert	6-4 280 SR

Wide Receiver

19 Jeremy Packer	6-1 180 JR
80 Gary Thompson	6-2 200 FR

Wide Receiver

4 Darrell Pride	6-0 191 JR
81 Brian Robinson	5-11 203 SO

Tailback

18 Jeff Finnell	5-6 168 JR
44 Desmond Mays	6-2 220 FR

Quarterback

13 Robert Clardy	6-0 198 SR
22 John McCoy	6-3 210 SO

DEFENSE

Defensive End

90 Eric Lawrence	6-2, 255, So.
80 Mitch Birt	6-2, 255, So.

Defensive Tackle

76 Trey Lewis	6-3, 290, Sr.
96 Brandon Jackson	6-2, 275, RS-Fr.

Defensive Tackle

13 Roy Sims	6-6, 295, Sr.
72 Cody Huenefeld	6-1, 267, Sr.

Defensive End

94 Dustin Moyer	6-2, 252, So.
77 Ben Bianchino	6-5, 255, RS-Fr.

Outside Linebacker

22 Aaron Neal	6-0, 220, Sr.
48 Nathan Gaswick	6-1, 180, RS-Fr.

Inside Linebacker

17 Bruce Ringwood	6-0, 227, Jr.
57 Aaron Hicks	6-0, 227, Jr.

Inside Linebacker

43 Zach Watkins	6-0, 220, RS-Fr.
37 Michael Krajicek	6-0, 220, RS-Fr.

Outside Linebacker

1 Chris Brown	5-10, 200, Sr.
33 Adam Ewy	6-1, 201, Jr.

Cornerback

2 Fletcher Terrell	6-1, 190, Sr.
24 Henry Talley	6-1, 204, Jr.

Cornerback

12 Cary Williams	6-2, 185, Jr.
19 Marquetis Burgess	5-11, 185, Sr.

Free Safety

23 Jarod Tetuan	5-11, 198, Jr.
20 Erin Beck	5-11, 195, Jr.

DEFENSE

Defensive End

86 Kyle Meek	6-4 240 FR
92 David Martin	6-7 249 SR

Defensive Tackle

77 Scott Crain	6-4 302 FR
90 Kyle Swallows	6-2 242 FR

Nose Guard

95 Bradley Clark	6-1 274 FR
39 Steve Alverson	5-10 220 SO

Defensive End

93 William Ramirez	5-11 204 FR
47 Jarred Schumpert	6-1 221 SO

Weakside Linebacker

52 Willie Davis	5-11 200 JR
47 Jarred Schumpert	6-1 221 SO

Middle Linebacker

58 Andrew Whitaker	5-10 200 FR
56 Reicorda Bennett	5-8 198 JR

Strongside Linebacker

20 Terry Jones	5-10 171 JR
36 Robert Barrow	5-9 190 JR

Defensive Back

1 Lester Shelton	5-10 182 JR
9 Raashad Thompkins	5-11 171 SR

Weak Safety

28 Reuban Hartzler	5-9 171 SO
15 Tyron Stigers	5-11 185 SO

Free Safety

24 Evan Nunez	6-2 224 JR
3 Klint King	6-1 185 SR

Defensive Back

31 Tony Holman	5-9 179 JR
24 Evan Nunez	6-2 224 JR

SPECIAL TEAMS

Punter

35 Ben Boswell	6-0, 179, Sr.
15 Beau Wofford	6-5, 210, RS-Fr.

PAT/FG

86 Connor Sabel	6-2, 180, Sr.
-----------------	---------------

Kickoffs

86 Connor Sabel	6-2, 180, Sr.
-----------------	---------------

Long Snapper

56 Aaron Hicks	6-0, 227, Jr.
----------------	---------------

Short Snapper

56 Aaron Hicks	6-0, 227, Jr.
----------------	---------------

Holder

23 Jarod Tetuan	5-11, 198, Jr.
-----------------	----------------

Punt Return

83 Sam Sissom	6-0, 195, Sr.
23 Jarod Tetuan	5-11, 198, Jr.

Kickoff Return

3 Ra'Shawn Mosley	5-10, 200, Jr.
2 Fletcher Terrell	6-1, 190, Sr.



SPECIAL TEAMS

Placekicker

10 Ryan Smith	5-5 153 SR
46 Tim Bowers	6-0 194 SR

Punter

46 Tim Bowers	6-0 194 SR
---------------	------------

Kickoff Return

20 Terry Jones	5-10 171 JR
18 Jeff Finnell	5-6 168 JR

Punt Return

19 Jeremy Packer	6-1 180 JR
------------------	------------

20 Terry Jones	5-10 171 JR
18 Jeff Finnell	5-6 168 JR

19 Jeremy Packer	6-1 180 JR
------------------	------------





2006 Washburn Ichabod Football

2005 MIAA Champions

1	Chris Brown***	LB	5-10	200	Sr.	Kansas City, Mo./North Kansas City HS	54	Dan Schneider*	OL	6-0	283	Sr.	Topeka, Kan./Hayden HS/Butler County
2	Fletcher Terrell***	DB	6-1	190	Sr.	Minneapolis, Minn./St. Louis Park HS	55	Nick Bull***	OL	6-2	295	Sr.	Elkhorn, Neb./Elkhorn HS
3	Ra'Shawn Mosley**	RB	5-10	200	Jr.	San Antonio, Texas/Southwest HS	56	Aaron Hicks**	LB	6-0	227	Jr.	Olathe, Kan./Olathe North HS
4	Aaron Gardiner*	WR	5-11	195	Sr.	Kansas City, Mo./Upper Iowa/NKC HS	57	Grant Hajek	OL	6-2	275	RS-Fr.	Omaha, Neb./Millard North HS
5	Taurence Minikwu***	FB	6-0	230	Sr.	Miami, Fla./Hialeah-Miami HS	58	Jason Lybarger	LB	6-2	225	Fr.	Overland Park, Kan./Blue Valley West HS
6	Trent Hearn***	RB	6-1	225	Sr.	Lancaster, Texas/Lancaster HS	59	David Becker*	OL	6-2	293	So.	Omaha, Neb./Millard South HS
7	Drameagon Powers	WR	6-3	193	RS-Fr.	Elkhart, Texas/Elkhart HS	60	Joey Russell	OL	6-5	300	Jr.	Topeka, Kan./Highland CC/Hayden HS
8	Brad Cole	WR	6-2	190	RS-Fr.	Kansas City, Mo./Northern Iowa/NKC HS	61	David Boucher	LB	5-10	190	RS-Fr.	Smith Center, Kan./Smith Center HS
9	Tommy Mangino*	QB	5-11	185	Jr.	Lawrence, Kan./Lawrence HS	62	Andy Kavanaugh*	OL	6-3	294	So.	Lohrville, Iowa/Southern Cal HS
10	Jordan Brill**	QB	6-4	225	Jr.	Elkhorn, Neb./Elkhorn HS	63	Chris Durkin	LB	6-0	220	RS-Fr.	Eudora, Kan./Eudora HS
11	Jake Iverson	QB	6-4	210	Fr.	Lincoln, Neb./Lincoln Northstar HS	64	Eric Eisenbarth**	OL	6-2	285	Jr.	Holton, Kan./Holton HS
12	Cary Williams	DB	6-2	185	Jr.	Miami, Fla./Fordham University	65	Jeff Rickard**	OL	6-3	296	Jr.	Westminster, Colo./Standley Lake HS
13	Roy Sims*	DT	6-6	295	Sr.	San Benito, Calif./Gavilan College	67	Ty Lewis	OL	6-2	250	Fr.	Denver, Colo./Jefferson Academy
14	Steven Schuster*	DB	5-11	187	So.	Topeka, Kan./Hayden HS	68	Clayton Calder	LB	5-9	170	RS-Fr.	Olathe, Kan./Olathe South HS
15	Beau Wofford	QB	6-5	210	RS-Fr.	Independence, Mo./Truman HS	69	John Hattrup	LB	5-10	200	RS-Fr.	Wichita, Kan./Kapaun Mt. Carmel HS
16	Michael Wilhoite	FS	6-2	205	RS-Fr.	Topeka, Kan./Highland Park HS	70	Ted Hilger	OL	6-7	320	Jr.	Wichita, Kan./Coffeyville CC
17	Bruce Ringwood	LB	6-0	227	Jr.	Blue Springs, Mo./Kansas	71	Trent Stanley	OL	6-3	287	Jr.	Tecumseh, Kan./Coffeyville CC
18	Brandon Walker*	WR	6-1	205	So.	Garland, Texas/Lakeview HS	72	Cody Huenefeld***	DE	6-1	267	Sr.	Aurora, Neb./Aurora HS
19	Marquetis Burgess**	DB	5-11	185	Sr.	West Palm Beach, Fla./Palm Beach Lakes CHS	73	Bill Boyer	OL	6-4	320	Fr.	Lakewood, Colo./Green Mountain HS
20	Erin Beck**	FS	5-11	195	Jr.	Clafin, Kan./Clafin HS	74	David Demars	OL	6-4	275	Fr.	St. Marys, Kan./St. Marys HS
21	Trent Stepps	WR	5-10	190	Jr.	Fort Scott, Kan./Coffeyville CC	75	Ian Vistine	OL	6-6	295	Fr.	Blue Springs, Mo./Blue Springs HS
22	Aaron Neal***	LB	6-0	220	Sr.	Topeka, Kan./Butler County CC	76	Trey Lewis***	DT	6-3	290	Sr.	Topeka, Kan./Washburn Rural HS
23	Jarod Tetuan**	FS	5-11	198	Jr.	Topeka, Kan./Hayden HS	77	Ben Bianchino	DE	6-5	255	RS-Fr.	Overland Park, Kan./Blue Valley West HS
24	Henry Talley III**	LB	6-1	204	Jr.	Kansas City, Mo./Park Hill South HS	78	Josh Moller	OL	6-4	280	Fr.	Republic, Mo./Republic HS
26	Brody Schuler	WR	5-10	185	Fr.	Topeka, Kan./Hayden HS	79	Brian Strand	OL	6-4	306	Jr.	Venango, Neb./Nebraska Wesleyan
28	Josh Torrez	RB	6-0	195	Fr.	Topeka, Kan./Hayden HS	80	Mitch Birt*	DE	6-2	255	So.	Omaha, Neb./Millard North HS
29	Jake Forck*	DB	6-0	181	So.	Paola, Kan./Paola HS	81	Jake Lebahn**	WR	6-4	215	Jr.	Salina, Kan./Salina Central HS
30	Aaron Harvey	RB	5-10	180	Fr.	Kansas City, Mo./North Kansas City HS	82	Joe Hastings	WR	6-0	175	RS-Fr.	Wichita, Kan./Bishop Carroll HS
31	Terrence Lowe	RB	5-8	170	Fr.	Alamogordo, N.M./Alamogordo HS	83	Sam Sissom***	WR	6-0	195	Sr.	Kansas City, Mo./Winnemoka HS
32	James Martin***	TE	6-2	252	Jr.	Topeka, Kan./Hayden HS	85	Mark Scott*	TE	6-2	235	So.	Lenexa, Kan./Shawnee Mission West HS
33	Adam Ewy**	FS	6-1	201	Jr.	Maize, Kan./Maize HS/Cowley County	86	Conner Sabel***	PK	6-2	180	Sr.	Topeka, Kan./Hayden HS
35	Ben Boswell***	P	6-0	179	Sr.	Lenexa, Kan./Shawnee Mission West HS	87	Cameron Knox	TE	6-2	255	Fr.	Minneapolis, Kan./Minneapolis HS
36	Ray Trice	LB	6-1	188	Fr.	Kansas City, Mo./Park Hill South HS	88	Ben Ramsey	TE	6-2	244	Jr.	Scott City, Kan./Troy
37	Michael Krajicek	LB	6-0	220	RS-Fr.	Gretna, Neb./Gretna HS	89	Matt Brown	WR	5-11	181	Sr.	St. Louis, Mo./Seckman HS
38	Damian Brackenbury	FB	5-10	227	Jr.	Holton, Kan./Holton HS/Garden City CC	90	Eric Lawrence*	DE	6-2	255	So.	Belleglade, Fla./Glades Central Comm. HS
39	Bryce Trumpp	FB	5-10	190	RS-Fr.	Palco, Kan./Palco HS	91	Josh Larsen	DE	6-1	220	RS-Fr.	Gretna, Neb./Gretna HS
40	Ben Muir	LB	6-2	225	RS-Fr.	Belton, Mo./Belton HS	92	Justin Knutzen	TE	6-3	230	So.	Stilwell, Kan./Blue Valley HS
41	Taylor Bauer	LB	5-10	185	So.	Olathe, Kan./Olathe East HS	93	Chris Ketter	DE	6-3	220	Fr.	Lecompton, Kan./Lecompton HS
42	Luke Schuckman	LB	5-11	205	Fr.	Wichita, Kan./Bishop Carroll HS	94	Dustin Moyer*	DE	6-2	252	So.	Eudora, Kan./Eudora HS
43	Zach Watkins	LB	6-0	220	RS-Fr.	Independence, Mo./Truman HS	95	Terek Wisinger	DE	6-3	225	Fr.	Cheney, Kan./Cheney HS
44	Sam Tossie	LB	6-2	250	Jr.	Hutchinson, Kan./Hutchinson HS/Idaho	96	Brandon Jackson	DE	6-2	275	RS-Fr.	Kansas City, Mo./Liberty HS
46	Brad Haug	FB	5-10	207	RS-Fr.	Seneca, Kan./B&B Baileyville HS	97	Tim Banke	DT	6-5	275	Fr.	Omaha, Neb./Skutt Catholic HS
47	Ryan Hawthorne	FB	6-1	220	RS-Fr.	Minden, Neb./Minden HS	98	Zach Hemmerling***	DE	6-5	279	Sr.	Hutchinson, Kan./Hutchinson HS
48	Nathan Gaswick	LB	6-1	180	RS-Fr.	Imperial, Neb./Chase County HS	99	Brett Payne	DT	6-3	275	Fr.	Amarillo, Texas/Russell HS
49	Jeremy Assal**	FB	5-9	200	Jr.	Overland Park, Kan./Blue Valley NW HS							
50	Erik Thomas	OL	6-1	285	Jr.	Garden City, Kan./Garden City CC							
52	D.J. Frommoethelydo	DL	6-2	265	Jr.	San Ramon, Calif./Diablo Valley							
53	Thadd Taylor	OL	6-3	275	Fr.	Topeka, Kan./Seaman HS							



2006 Washburn Ichabod Football

2005 MIAA Champions

2006 Results (3-1, 2-0 MIAA)

Date	Opponent	Score	Time	Attend
Sep 03	Colorado Mines	W 41-21	2:35	6156
Sep 09	at Western Washington	L 13-16	2:34	1800
Sep 16	at No. 19 Central Missouri*	W 14-10	2:29	9970
Sep 23	at Fort Hays State*	W 37-7	2:42	2468

*MIAA Game

Team Statistics

	WU	OPP
SCORING	105	54
Points Per Game	26.2	13.5
FIRST DOWNS	64	61
Rushing	25	19
Passing	36	39
Penalty	3	3
RUSHING YARDAGE	468	308
Yards gained rushing	568	418
Yards lost rushing	100	110
Rushing Attempts	139	124
Average Per Rush	3.4	2.5
Average Per Game	117.0	77.0
TDs Rushing	5	3
PASSING YARDAGE	912	756
Att-Cmp-Int	100-56-2	131-75-5
Average Per Pass	9.1	5.8
Average Per Catch	16.3	10.1
Average Per Game	228.0	189.0
TDs Passing	9	3
TOTAL OFFENSE	1380	1064
Total Plays	239	255
Average Per Play	5.8	4.2
Average Per Game	345.0	266.0
KICK RETURNS: #-YARDS	9-160	14-319
PUNT RETURNS: #-YARDS	13-102	5-71
INT RETURNS: #-YARDS	5-14	2--3
KICK RETURN AVERAGE	17.8	22.8
PUNT RETURN AVERAGE	7.8	14.2
INT RETURN AVERAGE	2.8	-1.5
FUMBLES-LOST	8-3	2-0
PENALTIES-YARDS	20-188	18-158
Average Per Game	47.0	39.5
PUNTS-YARDS	19-671	25-778
Average Per Punt	35.3	31.1
Net punt average	29.5	25.4
TIME OF POSSESSION/GAME	27:33	32:27
3RD-DOWN CONVERSIONS	21/51	17/58
3rd-Down Pct	41%	29%
4TH-DOWN CONVERSIONS	2/3	6/11
4th-Down Pct	67%	55%
SACKS BY-YARDS	12-80	8-59
MISC YARDS	0	0
TOUCHDOWNS SCORED	14	6
FIELD GOALS-ATTEMPTS	3-5	4-5
ON-SIDE KICKS	0-0	0-0
RED-ZONE SCORES	14-18 78%	6-9 67%
RED-ZONE TOUCHDOWNS	12-18 67%	4-9 44%
PAT-ATTEMPTS	12-12 100%	4-5 80%
ATTENDANCE	6762	14238
Games/Avg Per Game	1/6762	3/4746

SCORE BY QUARTERS	1st	2nd	3rd	4th	OT	Total
Washburn	24	24	27	30	-	105
Opponents	3	28	7	16	-	54

Offensive Statistics

Rushing	GP	Att	Gain	Loss	Net	Avg	TD	Long	Avg/G
Hearn,Trent	4	67	254	18	236	3.5	3	26	59.0
Mosley,Ra'Shawn	2	24	145	5	140	5.8	1	41	70.0
Walker,Brandon	4	22	84	11	73	3.3	1	14	18.2
Cole,Brad	3	5	29	0	29	5.8	0	23	9.7
Gardiner,Aaron	3	1	12	0	12	12.0	0	12	4.0
Kavanaugh,Andy	4	0	5	0	5	0.0	0	0	1.2
Wofford,Beau	1	1	4	0	4	4.0	0	4	4.0
Haug,Brad	2	1	4	0	4	4.0	0	4	2.0
Brackenbury,Damian	3	1	3	0	3	3.0	0	3	1.0
Minikwu,Taurence	4	1	2	0	2	2.0	0	2	0.5
TEAM	2	3	0	3	-3	-1.0	0	0	-1.5
Brill,Jordan	4	13	26	63	-37	-2.8	0	11	-9.2
Total.....	4	139	568	100	468	3.4	5	41	117.0
Opponents.....	4	124	418	110	308	2.5	3	33	77.0

PASSING	G	Effic	Att-Cmp-Int	Pct	Yds	TD	Lng	Avg/G
Brill,Jordan	4	161.54	56-98-2	57.1	912	9	74	228.0
Wofford,Beau	1	0.00	0-2-0	0.0	0	0	0	0.0
Total.....	4	158.31	56-100-2	56.0	912	9	74	228.0
Opponents.....	4	105.65	75-131-5	57.3	756	3	46	189.0

RECEIVING	G	No.	Yds	Avg	TD	Long	Avg/G
Sissom,Sam	4	20	398	19.9	2	74	99.5
Gardiner,Aaron	3	10	217	21.7	2	49	72.3
Lebahn,Jake	4	10	196	19.6	2	40	49.0
Ramsey,Ben	4	6	40	6.7	3	16	10.0
Minikwu,Taurence	4	3	14	4.7	0	6	3.5
Walker,Brandon	4	2	18	9.0	0	12	4.5
Hearn,Trent	4	2	12	6.0	0	8	3.0
Mosley,Ra'Shawn	2	2	11	5.5	0	6	5.5
Powers,Drameagon	2	1	6	6.0	0	6	3.0
Total.....	4	56	912	16.3	9	74	228.0
Opponents.....	4	75	756	10.1	3	46	189.0

PUNT RETURNS	No.	Yds	Avg	TD	Long
Sissom,Sam	9	76	8.4	0	36
Tetuan,Jarod	3	11	3.7	0	5
Martin,James	1	15	15.0	0	15
Total.....	13	102	7.8	0	36
Opponents.....	5	71	14.2	0	21

INTERCEPTIONS	No.	Yds	Avg	TD	Long
Williams,Cary	2	10	5.0	0	10
Tetuan,Jarod	1	0	0.0	0	0
Terrell,Fletcher	1	0	0.0	0	0
Krajicek,Michael	1	4	4.0	0	4
Total.....	5	14	2.8	0	10
Opponents.....	2	-3	-1.5	0	0

KICK RETURNS	No.	Yds	Avg	TD	Long
Terrell,Fletcher	6	128	21.3	0	32
Williams,Cary	2	33	16.5	0	24
Martin,James	1	-1	-1.0	0	0
Total.....	9	160	17.8	0	32
Opponents.....	14	319	22.8	0	43

FUMBLE RETURNS	No.	Yds	Avg	TD	Long
Total.....	0	0	0.0	0	0
Opponents.....	0	0	0.0	0	0



2006 Washburn Ichabod Football

2005 MIAA Champions

SCORING	TD	FGs	PAT Kick	PAT Rush	PAT Rcv	PAT Pass	Saf	PTS
Sabel, Connor	0	3-5	12-12	0-0	0	0-0	0	21
Ramsey, Ben	3	0-0	0-0	0-0	0	0-0	0	18
Hearn, Trent	3	0-0	0-0	0-0	0	0-0	0	18
Sissom, Sam	2	0-0	0-0	0-0	0	0-0	0	12
Gardiner, Aaron	2	0-0	0-0	0-0	0	0-0	0	12
Lebahn, Jake	2	0-0	0-0	0-0	0	0-0	0	12
Mosley, Ra'Shawn	1	0-0	0-0	0-0	0	0-0	0	6
Walker, Brandon	1	0-0	0-0	0-0	0	0-0	0	6
Tetuan, Jarod	0	0-0	0-0	0-0	0	0-2	0	0
Total.....	14	3-5	12-12	0-0	0	0-2	0	105
Opponents.....	6	4-5	4-5	0-0	1	1-1	0	54

TOTAL OFFENSE	G	Plays	Rush	Pass	Total	Avg/G
Brill, Jordan	4	111	-37	912	875	218.8
Hearn, Trent	4	67	236	0	236	59.0
Mosley, Ra'Shawn	2	24	140	0	140	70.0
Walker, Brandon	4	22	73	0	73	18.2
Cole, Brad	3	5	29	0	29	9.7
Gardiner, Aaron	3	1	12	0	12	4.0
Kavanaugh, Andy	4	0	5	0	5	1.2
Wofford, Beau	1	3	4	0	4	4.0
Haug, Brad	2	1	4	0	4	2.0
Brackenbury, Damian	3	1	3	0	3	1.0
Minikwu, Taurence	4	1	2	0	2	0.5
TEAM	2	3	-3	0	-3	-1.5
Total.....	4	239	468	912	1380	345.0
Opponents.....	4	255	308	756	1064	266.0

PUNTING	No.	Yds	Avg	Long	TB	FC	I20	Blkd
Boswell, Ben	19	671	35.3	70	2	4	4	0
Total.....	19	671	35.3	70	2	4	4	0
Opponents.....	25	778	31.1	48	2	3	4	1

KICKOFFS	No.	Yds	Avg	TB	OB	Retn	Net	YdLn
Sabel, Connor	22	1241	56.4	5	1			
Total.....	22	1241	56.4	5	1	319	37.4	27
Opponents.....	13	785	60.4	3	1	160	43.5	21

FIELD GOALS	FGM-FGA	Pct	01-19	20-29	30-39	40-49	50+	Lng	Blk
Sabel, Connor	3-5	60.0	0-0	1-1	2-4	0-0	0-0	38	0

FG SEQUENCE	Washburn	OPPONENTS
Colorado Mines	(36),(38)	-
Western Washington	35	(24),(33),(40)
Central Missouri	-	17,(44)
Fort Hays State	(25),36	-

ALL PURPOSE	G	Rush	Rec	PR	KOR	IR	Tot	Avg/G
Sissom, Sam	4	0	398	76	0	0	474	118.5
Hearn, Trent	4	236	12	0	0	0	248	62.0
Gardiner, Aaron	3	12	217	0	0	0	229	76.3
Lebahn, Jake	4	0	196	0	0	0	196	49.0
Mosley, Ra'Shawn	2	140	11	0	0	0	151	75.5
Terrell, Fletcher	4	0	0	0	128	0	128	32.0
Walker, Brandon	4	73	18	0	0	0	91	22.8
Williams, Cary	4	0	0	0	33	10	43	10.8
Ramsey, Ben	4	0	40	0	0	0	40	10.0
Cole, Brad	3	29	0	0	0	0	29	9.7
Minikwu, Taurence	4	2	14	0	0	0	16	4.0
Martin, James	4	0	0	15	-1	0	14	3.5
Tetuan, Jarod	4	0	0	11	0	0	11	2.8
Powers, Drameagon	2	0	6	0	0	0	6	3.0
Kavanaugh, Andy	4	5	0	0	0	0	5	1.2
Krajicek, Michael	4	0	0	0	0	4	4	1.0
Wofford, Beau	1	4	0	0	0	0	4	4.0
Haug, Brad	2	4	0	0	0	0	4	2.0
Brackenbury, Damian	3	3	0	0	0	0	3	1.0
TEAM	2	-3	0	0	0	0	-3	-1.5
Brill, Jordan	4	-37	0	0	0	0	-37	-9.2
Total.....	4	468	912	102	160	14	1656	414.0
Opponents.....	4	308	756	71	319	-3	1451	362.8

Defensive Statistics

	GP	UT	AT	TT	TFL	Sacks	Int-Yds	PD	QBH	FR-Yds	FFBLK	Saf
Watkins, Zach	4	19	17	36	5-11	1-5
Tetuan, Jarod	4	15	14	29	.	.	1-0	1
Neal, Aaron	4	13	8	21	4-12	2-9
Lewis, Trey	4	7	14	21	5-14	1-8	.	.	1	.	1	1
Krajicek, Michael	7	13	20	.	.	.	1-4	1
Terrell, Fletcher	4	9	8	17	.	.	1-0	3
Sims, Roy	4	6	8	14	3-5	1-3
Ringwood, Bruce	4	5	8	13	1-6	1-6
Williams, Cary	4	8	4	12	1-2	.	2-10	3
Hicks, Aaron	4	3	9	12	1-0	.	.	1	.	.	1	.
Lawrence, Eric	4	9	2	11	4-14	3-10	.	2	1	.	.	.
Ewy, Adam	4	6	5	11	2-8
Brown, Chris	4	3	8	11	1-1	1-1	.	3
Jackson, Brandon	3	4	5	9	3-6	2-5
Birt, Mitch	3	2	5	7	2-11	1-10
Huenefeld, Cody	3	2	3	5	3-13	1-10
Beck, Erin	3	.	4	4
Martin, James	4	2	2	4
Moyer, Dustin	4	3	1	4	2-5	1-5
Wilhoite, Michael	2	2	1	3
Tossie, Sam	2	2	1	3
Lebahn, Jake	4	2	.	2
Bianchino, Ben	3	1	1	2	2-8	1-8
Burgess, Marquetis	3	1	1	2	.	.	.	1
Gaswick, Nathan	1	.	2	2
Haug, Brad	2	.	1	1
Frommo, D.J.	1	.	1	1
Cole, Brad	3	1	.	1
Ramsey, Ben	4	1	.	1
Sabel, Connor	4	1	.	1
Sissom, Sam	4	1	.	1
TEAM	2	1	.
Total.....	4	136	146	282	39-116	12-80	5-14	15	2	.	2	2
Opponents.....	4	143	90	233	24-93	8-59	2--3	12	.	3-0	5	.



2006 Washburn Ichabod Football

2005 MIAA Champions

Game By Game Rushing

	No-Yds/TD	CSM	WWU	UCM	FHSU	SBU	PSU	NWMSU	TSU	ESU	MSSU	MWSU
Hearn,Trent	67-236/3	22-99/0	22-68/1	13-46/2	10-23/0							
Mosley,Ra'Shawn	24-140/1	DNP	DNP	11-77/0	13-63/1							
Walker,Brandon	22-73/1	7-19/0	4-7/0	5-26/0	6-21/1							
Cole,Brad	5-29/0	5-29/0	DNP	-	-							
Gardiner,Aaron	1-12/0	-	1-12/0	DNP	-							
Wofford,Beau	1-4/0	DNP	DNP	DNP	1-4/0							
Haug,Brad	1-4/0	DNP	DNP	-	1-4/0							
Brackenbury,Dam	1-3/0	-	DNP	-	1-3/0							
Minikwu,Taurenc	1-2/0	1-2/0	-	-	-							
TEAM	3--3/0	DNP	DNP	3--3/0	-							
Brill,Jordan	13--37/0	4--27/0	3--3/0	4--8/0	2-1/0							

Game By Game Receiving

	No-Yds/D	CSM	WWU	UCM	FHSU	SBU	PSU	NWMSU	TSU	ESU	MSSU	MWSU
Sissom,Sam	20-398/2	4-93/1	7-214/0	4-28/0	5-63/1							
Gardiner,Aaron	10-217/2	6-128/2	4-89/0	DNP	-							
Lebahn,Jake	10-196/2	3-55/1	2-20/0	3-66/0	2-55/1							
Ramsey,Ben	6-40/3	1-3/1	1-3/1	-	4-34/1							
Walker,Brandon	2-18/0	1-12/0	-	1-6/0	-							
Minikwu,Taurenc	3-14/0	2-10/0	1-4/0	-	-							
Hearn,Trent	2-12/0	1-8/0	-	-	1-4/0							
Mosley,Ra'Shawn	2-11/0	DNP	DNP	1-5/0	1-6/0							
Powers,Drameago	1-6/0	DNP	DNP	1-6/0	-							

Game By Game Passing

#10 Brill,Jordan	Att	Comp	Int	Pct	Yards	TD	Long	Sack	Yds	Effic
Colorado Mines	27	18	0	66.7	309	5	49	3	28	223.9
Western Washington	29	15	2	51.7	330	1	74	2	12	144.9
Central Missouri	18	10	0	55.6	111	0	31	3	19	107.4
Fort Hays State	24	13	0	54.2	162	3	40	0	0	152.1
TOTALS	98	56	2	57.1	912	9	74	8	59	161.5

#15 Wofford,Beau	Att	Comp	Int	Pct	Yards	TD	Long	Sack	Yds	Effic
Fort Hays State	2	0	0	0.0	0	0	0	0	0	0.0
TOTALS	2	0	0	0.0	0	0	0	0	0	0.0

Game By Game Punt Returns

	No-Yds	CSM	WWU	UCM	FHSU	SBU	PSU	NWMSU	TSU	ESU	MSSU	MWSU
Sissom,Sam	9-76	1-36	1-6	1-1	6-33							
Martin,James	1-15	-	-	-	1-15							
Tetuan,Jarod	3-11	1-2	1-4	-	1-5							

Game By Game Kickoff Returns

	No-Yds	CSM	WWU	UCM	FHSU	SBU	PSU	NWMSU	TSU	ESU	MSSU	MWSU
Terrell,Fletche	6-128	2-39	2-31	1-26	1-32							
Williams,Cary	2-33	1-24	-	1-9	-							
Martin,James	1--1	1--1	-	-	-							

Game By Game Interception Returns

	No-Yds	CSM	WWU	UCM	FHSU	SBU	PSU	NWMSU	TSU	ESU	MSSU	MWSU
Williams,Cary	2-10	2-10	-	-	-							
Tetuan,Jarod	1-0	-	-	-	1-0							
Terrell,Fletche	1-0	-	-	-	1-0							
Krajicek,Michae	1-4	1-4	-	-	-							

Game By Game Sacks

	UA-A	TOT	CSM	WWU	UCM	FHSU	SBU	PSU	NWMSU	TSU	ESU	MSSU	MWSU
Lawrence,Eric	2-1	3	1-7	1-0	1-3	-							
Jackson,Brandon	0-2	2	-	DNP	1-3	1-2							
Neal,Aaron	1-1	2	1-2	1-7	-	-							
Brown,Chris	0-1	1	-	-	-	1-1							
Watkins,Zach	1-0	1	-	1-5	-	-							
Ringwood,Bruce	1-0	1	-	-	-	1-6							
Birt,Mitch	1-0	1	-	DNP	1-10	-							
Bianchino,Ben	1-0	1	-	DNP	-	1-8							
Lewis,Trey	1-0	1	-	1-8	-	-							
Moyer,Dustin	1-0	1	-	1-5	-	-							
Sims,Roy	0-1	1	1-3	-	-	-							
Huenefeld,Cody	1-0	1	-	DNP	1-10	-							



2006 Washburn Ichabod Football

2005 MIAA Champions

Game By Game Tackles for Loss

	UA-A	TOT	CSM	WWU	UCM	FHSU	SBU	PSU	NWMSU	TSU	ESU	MSSU	MWSU
Watkins,Zach	3-2	5	1-3	1-5	3-3	-							
Lewis,Trey	2-3	5	1-2	2-11	-	2-1							
Neal,Aaron	3-1	4	2-3	2-9	-	-							
Lawrence,Eric	3-1	4	2-10	1-1	1-3	-							
Sims,Roy	0-3	3	1-3	-	1-1	1-1							
Huenefeld,Cody	1-2	3	1-2	DNP	1-10	1-1							
Jackson,Brandon	0-3	3	-	DNP	2-4	1-2							
Birt,Mitch	1-1	2	-	DNP	1-10	1-1							
Ewy,Adam	2-0	2	-	2-8	-	-							
Bianchino,Ben	1-1	2	-	DNP	1-0	1-8							
Moyer,Dustin	1-1	2	-	1-5	-	1-0							
Ringwood,Bruce	1-0	1	-	-	-	1-6							
Brown,Chris	0-1	1	-	-	-	1-1							
Williams,Cary	1-0	1	-	1-2	-	-							
Hicks,Aaron	0-1	1	-	-	1-0	-							

Game By Game Tackles - Leaders

	UA-A	TOT	CSM	WWU	UCM	FHSU	SBU	PSU	NWMSU	TSU	ESU	MSSU	MWSU
Watkins,Zach	19-17	36	6-5	3-3	6-5	4-4							
Tetuan,Jarod	15-14	29	3-5	4-4	3-3	5-2							
Neal,Aaron	13-8	21	5-4	5-0	2-1	1-3							
Lewis,Trey	7-14	21	1-3	3-1	1-4	2-6							
Krajicek,Michae	7-13	20	1-3	1-5	3-3	2-2							
Terrell,Fletche	9-8	17	4-2	0-3	2-3	3-0							
Sims,Roy	6-8	14	1-4	4-0	1-2	0-2							
Ringwood,Bruce	5-8	13	1-3	2-1	1-1	1-3							
Williams,Cary	8-4	12	1-0	3-3	3-1	1-0							
Hicks,Aaron	3-9	12	1-5	-	2-4	-							
Ewy,Adam	6-5	11	0-3	3-1	2-1	1-0							
Brown,Chris	3-8	11	1-1	0-1	1-4	1-2							
Lawrence,Eric	9-2	11	2-1	6-0	1-1	-							
Jackson,Brandon	4-5	9	-	DNP	2-3	2-2							

All Purpose Yards - Leaders

	TOT	CSM	WWU	UCM	FHSU	SBU	PSU	NWMSU	TSU	ESU	MSSU	MWSU
Sissom,Sam	474	129	220	29	96							
Hearn,Trent	248	107	68	46	27							
Gardiner,Aaron	229	128	101	DNP	-							
Lebahn,Jake	196	55	20	66	55							
Mosley,Ra'Shawn	151	DNP	DNP	82	69							
Terrell,Fletche	128	39	31	26	32							
Walker,Brandon	91	31	7	32	21							
Williams,Cary	43	34	-	9	-							
Ramsey,Ben	40	3	3	-	34							
Cole,Brad	29	29	DNP	-	-							
Minikwu,Taurenc	16	12	4	-	-							
Martin,James	14	-1	-	-	15							
Tetuan,Jarod	11	2	4	-	5							
Powers,Drameago	6	DNP	DNP	6	-							
Kavanaugh,Andy	5	-	-	-	5							
Haug,Brad	4	DNP	DNP	-	4							
Krajicek,Michae	4	4	-	-	-							
Wofford,Beau	4	DNP	DNP	DNP	4							
Brackenbury,Dam	3	-	DNP	-	3							
TEAM	-3	-	-	-3	-							
Brill,Jordan	-37	-27	-3	-8	1							

Game By Game Punting

#35 Ben Boswell	No	Yds	Avg	Long	Blkd	TB	FC	50+	I20
CSM	2	74	37.0	40	0	0	1	0	1
at WWU	4	135	33.8	45	0	0	0	0	0
at UCM	7	295	42.1	70	0	2	1	3	3
at FHSU	6	167	27.8	44	0	0	2	0	0



2006 Washburn Ichabod Football

2005 MIAA Champions

Washburn Individual Highs

Rushes	22	Hearn,Trent vs Colorado Mines (Sep 02, 2006)
		Hearn,Trent at Western Washington (Sep 09, 2006)
Yards Rushing	99	Hearn,Trent vs Colorado Mines (Sep 02, 2006)
TD Rushes	2	Hearn,Trent at Central Missouri (Sep 16, 2006)
Long Rush	41	Mosley,Ra'Shawn at Central Missouri (Sep 16, 2006)
Pass attempts	29	Brill,Jordan at Western Washington (Sep 09, 2006)
Pass completions	18	Brill,Jordan vs Colorado Mines (Sep 02, 2006)
Yards Passing	330	Brill,Jordan at Western Washington (Sep 09, 2006)
TD Passes	5	Brill,Jordan vs Colorado Mines (Sep 02, 2006)
Long Pass	74	Brill,Jordan at Western Washington (Sep 09, 2006)
Receptions	7	Sissom,Sam at Western Washington (Sep 09, 2006)
Yards Receiving	214	Sissom,Sam at Western Washington (Sep 09, 2006)
TD Receptions	2	Gardiner,Aaron vs Colorado Mines (Sep 02, 2006)
Long Reception	74	Sissom,Sam at Western Washington (Sep 09, 2006)
Field Goals	2	Sabel,Connor vs Colorado Mines (Sep 02, 2006)
Long Field Goal	38	Sabel,Connor vs Colorado Mines (Sep 02, 2006)
Punts	7	Boswell,Ben at Central Missouri (Sep 16, 2006)
Punting Avg	42.1	Boswell,Ben at Central Missouri (Sep 16, 2006)
Long Punt	70	Boswell,Ben at Central Missouri (Sep 16, 2006)
Long Punt Return	36	Sissom,Sam vs Colorado Mines (Sep 02, 2006)
Long Kickoff Return	32	Terrell,Fletcher at Fort Hays State (Sep 23, 2006)
Tackles	11	Watkins,Zach vs Colorado Mines (Sep 02, 2006)
		Watkins,Zach at Central Missouri (Sep 16, 2006)
Sacks	1.0	Sims,Roy vs Colorado Mines (Sep 02, 2006)
		Neal,Aaron vs Colorado Mines (Sep 02, 2006)
		Lawrence,Eric vs Colorado Mines (Sep 02, 2006)
		Neal,Aaron at Western Washington (Sep 09, 2006)
		Watkins,Zach at Western Washington (Sep 09, 2006)
		Lewis,Trey at Western Washington (Sep 09, 2006)
		Lawrence,Eric at Western Washington (Sep 09, 2006)
		Moyer,Dustin at Western Washington (Sep 09, 2006)
		Huenefeld,Cody at Central Missouri (Sep 16, 2006)
		Birt,Mitch at Central Missouri (Sep 16, 2006)
		Lawrence,Eric at Central Missouri (Sep 16, 2006)
		Jackson,Brandon at Central Missouri (Sep 16, 2006)
		Brown,Chris at Fort Hays State (Sep 23, 2006)
		Ringwood,Bruce at Fort Hays State (Sep 23, 2006)
		Bianchino,Ben at Fort Hays State (Sep 23, 2006)
		Jackson,Brandon at Fort Hays State (Sep 23, 2006)
Tackles For Loss	3.0	Watkins,Zach at Central Missouri (Sep 16, 2006)
Interceptions	2	Williams,Cary vs Colorado Mines (Sep 02, 2006)

Washburn Team Highs

Rushes	39	vs Colorado Mines (Sep 02, 2006)
Yards Rushing	138	at Central Missouri (Sep 16, 2006)
Yards Per Rush	3.8	at Central Missouri (Sep 16, 2006)
TD Rushes	2	at Central Missouri (Sep 16, 2006)
		at Fort Hays State (Sep 23, 2006)
Pass attempts	29	at Western Washington (Sep 09, 2006)
Pass completions	18	vs Colorado Mines (Sep 02, 2006)
Yards Passing	330	at Western Washington (Sep 09, 2006)
Yards Per Pass	11.4	vs Colorado Mines (Sep 02, 2006)
TD Passes	5	vs Colorado Mines (Sep 02, 2006)
Total Plays	66	vs Colorado Mines (Sep 02, 2006)
Total Offense	431	vs Colorado Mines (Sep 02, 2006)
Yards Per Play	7.0	at Western Washington (Sep 09, 2006)
Points	41	vs Colorado Mines (Sep 02, 2006)
Sacks By	4	at Western Washington (Sep 09, 2006)
First Downs	20	vs Colorado Mines (Sep 02, 2006)
Penalties	7	at Western Washington (Sep 09, 2006)
Penalty Yards	65	at Western Washington (Sep 09, 2006)
Turnovers	3	at Western Washington (Sep 09, 2006)
Interceptions By	3	vs Colorado Mines (Sep 02, 2006)

Opponent Individual Highs

Rushes	25	McCarty,Calvin, at Western Washington (Sep 09, 2006)
Yards Rushing	71	McCarty,Calvin, at Western Washington (Sep 09, 2006)
TD Rushes	2	Mehl,Garrett, vs Colorado Mines (Sep 02, 2006)
Long Rush	33	Mehl,Garrett, vs Colorado Mines (Sep 02, 2006)
Pass attempts	41	Mehl,Garrett, vs Colorado Mines (Sep 02, 2006)
Pass completions	29	Mehl,Garrett, vs Colorado Mines (Sep 02, 2006)
Yards Passing	246	Mehl,Garrett, vs Colorado Mines (Sep 02, 2006)
TD Passes	1	Mehl,Garrett, vs Colorado Mines (Sep 02, 2006)
		Monrean,James, at Western Washington (Sep 09, 2006)
		Korrodi,Toby, at Central Missouri (Sep 16, 2006)
Long Pass	46	Korrodi,Toby, at Central Missouri (Sep 16, 2006)
Receptions	13	Dyktra,Derek, vs Colorado Mines (Sep 02, 2006)
Yards Receiving	131	Dyktra,Derek, vs Colorado Mines (Sep 02, 2006)
TD Receptions	1	Dyktra,Derek, vs Colorado Mines (Sep 02, 2006)
		Alley,Kellen, at Western Washington (Sep 09, 2006)
		Jacobsen,Matt, at Central Missouri (Sep 16, 2006)
Long Reception	46	Faddis,Brooks, at Central Missouri (Sep 16, 2006)
Field Goals	3	Smith,Robby, at Western Washington (Sep 09, 2006)
Long Field Goal	44	Webb,Spencer, at Central Missouri (Sep 16, 2006)
Punts	9	Elder,Tyler, at Fort Hays State (Sep 23, 2006)
Punting Avg	39.3	Frankel,Matt, at Central Missouri (Sep 16, 2006)
Long Punt	48	Frankel,Matt, at Central Missouri (Sep 16, 2006)
Long Punt Return	21	McClellan,Todd, at Western Washington (Sep 09, 2006)
Long Kickoff Return	43	Garner,Craig, at Western Washington (Sep 09, 2006)
Tackles	13	Wardlaw,Hunter, vs Colorado Mines (Sep 02, 2006)
Sacks	2.0	Sprague,Danny, vs Colorado Mines (Sep 02, 2006)
Tackles For Loss	3.0	Sprague,Danny, vs Colorado Mines (Sep 02, 2006)
		Simmons,Shane, at Western Washington (Sep 09, 2006)
Interceptions	1	Van Datta,Danny, at Western Washington (Sep 09, 2006)
		Elliott,Chayce, at Western Washington (Sep 09, 2006)

Opponent Team Highs

Rushes	41	at Fort Hays State (Sep 23, 2006)
Yards Rushing	97	at Fort Hays State (Sep 23, 2006)
Yards Per Rush	3.9	vs Colorado Mines (Sep 02, 2006)
TD Rushes	2	vs Colorado Mines (Sep 02, 2006)
Pass attempts	41	vs Colorado Mines (Sep 02, 2006)
Pass completions	29	vs Colorado Mines (Sep 02, 2006)
Yards Passing	246	vs Colorado Mines (Sep 02, 2006)
Yards Per Pass	7.4	at Western Washington (Sep 09, 2006)
TD Passes	1	vs Colorado Mines (Sep 02, 2006)
		at Western Washington (Sep 09, 2006)
		at Central Missouri (Sep 16, 2006)
Total Plays	67	at Fort Hays State (Sep 23, 2006)
Total Offense	324	vs Colorado Mines (Sep 02, 2006)
Yards Per Play	5.3	vs Colorado Mines (Sep 02, 2006)
Points	21	vs Colorado Mines (Sep 02, 2006)
Sacks By	3	vs Colorado Mines (Sep 02, 2006)
		at Central Missouri (Sep 16, 2006)
First Downs	19	at Central Missouri (Sep 16, 2006)
Penalties	7	at Western Washington (Sep 09, 2006)
Penalty Yards	67	at Western Washington (Sep 09, 2006)
Turnovers	3	vs Colorado Mines (Sep 02, 2006)
Interceptions By	2	at Western Washington (Sep 09, 2006)



2006 Washburn Ichabod Football

2005 MIAA Champions

WASHBURN

2006 Record (3-1, 2-0 MIAA)

Sept. 2	Colorado Mines	W 41-21
Sept. 9	at Western Washington	L 13-16
Sept. 16	at No. 19 Central Missouri	W 14-10
Sept. 23	at Fort Hays State	W 37-7
Sept. 30	Southwest Baptist	1 p.m.
Oct. 7	at Pittsburg State	2 p.m.
Oct. 14	Northwest Missouri	1 p.m.
Oct. 21	at Truman	2 p.m.
Oct. 28	Emporia State	1 p.m.
Nov. 4	at Missouri Southern	2 p.m.
Nov. 11	Missouri Western	1 p.m.

COLORADO MINES

2006 Record (1-3, 0-2 RMAC)

Sept. 2	at No. 15 Washburn	L 21-41
Sept. 9	Fort Hays State	W 31-24
Sept. 16	Adams State	L 7-26
Sept. 23	at No. 20 Chadron State	L 0-57
Sept. 30	Oklahoma Panhandle	1 p.m.
Oct. 7	New Mexico Highlands	noon
Oct. 14	at Western New Mexico	1 p.m.
Oct. 21	Fort Lewis	1 p.m.
Oct. 28	at Nebraska-Kearney	1 p.m.
Nov. 4	Mesa State	noon
Nov. 11	at Western State	1 p.m.

WESTERN WASHINGTON

2006 Record (1-3, 0-2 NCC)

Aug. 31	at Humboldt State	L 23-28
Sept. 9	No. 15 Washburn	W 16-13
Sept. 16	No. 20 Nebraska-Omaha	L 10-38
Sept. 23	at No. 4 North Dakota	L 20-26
Sept. 30	Minnesota-Duluth	1 p.m.
Oct. 7	at St. Cloud State	1 p.m.
Oct. 14	South Dakota	1 p.m.
Oct. 21	Central Washington	6 p.m.
Oct. 28	Western Oregon	1 p.m.
Nov. 4	Augustana	1 p.m.
Nov. 11	at Minnesota St-Mankato	noon

CENTRAL MISSOURI

2006 Record (2-2, 0-2 MIAA)

Sept. 2	at Lincoln	W 78-0
Sept. 9	Dakota State	W 52-0
Sept. 16	No. 25 Washburn	L 10-14
Sept. 23	at Truman	L 21-24
Sept. 30	at Fort Hays State	2 p.m.
Oct. 7	Missouri Western	1:30 p.m.
Oct. 14	Southwest Baptist	1:30 p.m.
Oct. 21	at Missouri Southern	2 p.m.
Oct. 28	Northwest Missouri	1:30 p.m.
Nov. 4	Emporia State	1:30 p.m.
Nov. 11	at Pittsburg State	2 p.m.

FORT HAYS STATE

2006 Record (0-4, 0-2 MIAA)

Sept. 2	Texas A&M-Commerce	L 14-17
Sept. 9	at Colorado Mines	L 24-31
Sept. 16	at Emporia State	L 10-48
Sept. 23	No. 22 Washburn	L 7-37
Sept. 30	Central Missouri	2 p.m.
Oct. 7	at Southwest Baptist	2 p.m.
Oct. 14	Pittsburg State	7 p.m.
Oct. 21	at Northwest Missouri	1:30 p.m.
Oct. 28	Missouri Southern	7 p.m.
Nov. 4	at Missouri Western	2 p.m.
Nov. 11	Truman	2 p.m.

SOUTHWEST BAPTIST

2006 Record (0-4, 0-2 MIAA)

Aug. 31	Harding	L 30-42
Sept. 9	at Missouri State	L 14-45
Sept. 16	at Missouri Southern	L 21-42
Sept. 23	Emporia State	L 31-35
Sept. 30	at Washburn	1 p.m.
Oct. 7	Fort Hays State	2 p.m.
Oct. 14	at Central Missouri	1:30 p.m.
Oct. 21	at Pittsburg State	1:30 p.m.
Oct. 28	Missouri Western	1:30 p.m.
Nov. 4	at Truman State	1:30 p.m.
Nov. 11	Northwest Missouri	1:30 p.m.

PITTSBURG STATE

2006 Record (3-1, 1-1 MIAA)

Sept. 2	at East Central	W 52-12
Sept. 9	Panhandle State	W 87-0
Sept. 16	at No. 23 Missouri Western	L 35-48
Sept. 23	Missouri Southern	W 48-24
Sept. 30	at Emporia State	1 p.m.
Oct. 7	Washburn	2 p.m.
Oct. 14	at Fort Hays State	2 p.m.
Oct. 21	Southwest Baptist	2 p.m.
Oct. 28	Truman State	2 p.m.
Nov. 4	#vs Northwest Missouri	2 p.m.
Nov. 11	Central Missouri	2 p.m.

NORTHWEST MISSOURI

2006 Record (4-0, 2-0 MIAA)

Sept. 2	Minnesota State	W 31-14
Sept. 9	No. 10 Nebraska-Omaha	W 31-0
Sept. 16	at Truman State	W 31-10
Sept. 23	No. 16 Missouri Western	W 24-21
Sept. 30	at Missouri Southern	6 p.m.
Oct. 7	Emporia State	1 p.m.
Oct. 14	at Washburn	1 p.m.
Oct. 21	Fort Hays State	1:30 p.m.
Oct. 28	Central Missouri	1:30 p.m.
Nov. 4	vs Pittsburg State	2 p.m.
Nov. 11	Southwest Baptist	1:30 p.m.

TRUMAN STATE

2006 Record (1-3, 1-1 MIAA)

Aug. 24	at Minn. St.-Mankato	L 16-34
Sept. 2	at No. 15 Winona State	L 13-24
Sept. 16	No. 2 Northwest Missouri	L 10-31
Sept. 23	Central Missouri	W 24-21
Sept. 30	at Missouri Western	2 p.m.
Oct. 7	Missouri Southern	2 p.m.
Oct. 14	at Emporia State	1 p.m.
Oct. 21	Washburn	2 p.m.
Oct. 28	at Pittsburg State	2 p.m.
Nov. 4	Southwest Baptist	noon
Nov. 11	at Fort Hays State	2 p.m.

EMPORIA STATE

2006 Record (3-1, 2-0 MIAA)

Sept. 2	at Oklahoma Panhandle	W 69-6
Sept. 9	No. 15 Winona State	L 18-21
Sept. 16	Fort Hays State	W 48-10
Sept. 23	at Southwest Baptist	W 35-31
Sept. 30	Pittsburg State	1 p.m.
Oct. 7	at Northwest Missouri	1 p.m.
Oct. 14	Truman	1 p.m.
Oct. 21	at Missouri Western	2 p.m.
Oct. 28	at Washburn	1 p.m.
Nov. 4	at Central Missouri	1:30 p.m.
Nov. 11	Missouri Southern	1 p.m.

MISSOURI SOUTHERN

2006 Record (3-1, 1-1 MIAA)

Sept. 2	Ouachita Baptist	W 28-22
Sept. 9	at Harding	W 30-27
Sept. 16	Southwest Baptist	W 42-21
Sept. 23	at No. 13 Pittsburg State	L 24-48
Sept. 30	Northwest Missouri	6 p.m.
Oct. 7	at Truman	2 p.m.
Oct. 14	Missouri Western	2 p.m.
Oct. 21	Central Missouri	2 p.m.
Oct. 28	at Fort Hays State	7 p.m.
Nov. 4	Washburn	2 p.m.
Nov. 11	at Emporia State	1 p.m.

MISSOURI WESTERN

2006 Record (3-1, 1-1 MIAA)

Aug. 31	at Central Oklahoma WOT	32-29
Sept. 9	St. Cloud State	W 27-14
Sept. 16	No. 7 Pittsburg State	W 48-35
Sept. 23	at No. 2 Northwest Missouri	L 21-24
Sept. 30	Truman	2 p.m.
Oct. 7	at Central Missouri	1:30 p.m.
Oct. 14	at Missouri Southern	2 p.m.
Oct. 21	Emporia State	2 p.m.
Oct. 28	at Southwest Baptist	1:30 p.m.
Oct. 4	Fort Hays State	2 p.m.
Nov. 11	at Washburn	1 p.m.



Game 1 • No. 16 Washburn 41, Colorado Mines 21 • Sept. 2, 2006

TOPEKA, Kan. - Junior quarterback Jordan Brill passed for 309 yards and tied his career high with five touchdown passes in the win completing 18 of 27 passes as the No. 16 ranked Washburn Ichabods opened the 2006 season with a 41-21 win over the Colorado School of Mines in front of 6,156 people in Yager Stadium.

Washburn won the opening toss and marched 69 yards in five plays as Brill hooked up with senior wide receiver Sam Sissom for a 12-yard touchdown pass. The reception gave Sissom 37 for his career, one shy of the MIAA's career all-game record of 38 held by Jamaica Rector (Northwest Missouri).


On the Orediggers first possession of the game, they marched down to the Ichabod 4-yard line, but the Ichabod defense stopped them on four plays, including two inside the 1-yard line. Washburn took the ball and marched 95 yards on 13 plays as Brill found senior wide receiver Aaron Gardiner for a 25-yard touchdown strike putting the Ichabods up 14-0 with 33 seconds left in the first quarter.

After forcing a three-and-out for the Orediggers, junior wide receiver Jake Lebahn hooked up with Brill for a 17-yard touchdown reception capping a three-play, 22 yard drive set up by Sissom's 36-yard punt return into Oredigger territory.

Connor Sabel added a 36-yard field goal at the 6:16 mark of the second quarter after freshman linebacker Michael Krajicek picked off a Garrett Mehl pass at the Mines' 45 yard line.

On their next possession, Mines scored their first points as Mehl hit Derek Dyktra on a 16-yard touchdown reception, but the extra point attempt was blocked by senior defensive tackle Trey Lewis cutting the Washburn lead to 24-6.

Washburn fumbled the ensuing kickoff and the Orediggers took advantage of the mistake scoring their second touchdown



in :25 seconds and Mehl rushed for eight yards to cut the Washburn lead to 10 points at 24-14 following the two-point conversion. Gardiner recorded his second touchdown pass of the afternoon with the only points of the third quarter as Brill hit him on a seven yard touchdown reception pushing the Washburn lead to 31-14.

In the fourth quarter, both teams traded punts and Sabel connected on a 38-yard field goal with 12:05 left in the game.

The Orediggers capped a 68-yard drive as Mehl rushed 33 yards down the sideline to once again cut the Washburn lead to two scores at 34-21. After a Washburn punt by Ben Boswell that was downed at the CSM 1-yard line, junior cornerback Cary Williams picked off a Mehl pass and returned it to the Orediggers'

30 yard line. Four plays later, Brill tossed his fifth touchdown pass of the afternoon to junior tight end Ben Ramsey on a 3-yard connection, wrapping the scoring at 41-21.

Brill's 309 yard passing performance was his third of his Washburn career and his second highest total following a 348 yard outing against the Orediggers and a 328 yard day against Central Washington last season. In two starts against the Orediggers, Brill is 32-of-52 for 657 yards and eight touchdowns.

Gardiner led the Ichabods in receiving yards with 128 and six receptions with the two touchdowns and Sissom finished with four receptions for 93 yards.

On the ground, Washburn's Trent Hearn had 22 carries for 99 yards.

Defensively, Washburn's redshirt freshman linebacker Zach Watkins had 11 tackles including six solo stops with a tackle for loss. Senior linebacker Aaron Neal had nine stops. Williams had two interceptions for the Ichabods and three pass breakups.

Score by Quarters

Colorado Mines	0	14	0	7	21	Record: (0-1)
Washburn	14	10	7	10	41	Record: (1-0)

Scoring Summary

1st Quarter

12:59 WU Sissom, Sam 12 yd pass from Brill, Jordan (Sabel, Connor kick), 5-69 2:01, CSM 0 - WU 7
 00:33 WU Gardiner, Aaron 25 yd pass from Brill, Jordan (Sabel, Connor kick), 13-95 4:57, CSM 0 - WU 14
 11:42 WU Lebahn, Jake 17 yd pass from Brill, Jordan (Sabel, Connor kick), 3-22 1:27, CSM 0 - WU 21
 06:16 WU Sabel, Connor 36 yd field goal, 9-27 3:50, CSM 0 - WU 24
 00:35 CSM Dyktra, Derek 16 yd pass from Mehl, Garrett (Abel, Aaron kick blocked), 12-66 5:37, CSM 6 - WU 24
 00:10 CSM Mehl, Garrett 8 yd run (Floendo, Bryan pass from Mehl, Garrett), 3-33 0:29, CSM 14 - WU 24

3rd Quarter

06:46 WU Gardiner, Aaron 7 yd pass from Brill, Jordan (Sabel, Connor kick), 8-77 3:03, CSM 14 - WU 31

4th Quarter

12:05 WU Sabel, Connor 38 yd field goal, 9-45 4:15, CSM 14 - WU 34
 10:49 CSM Mehl, Garrett 33 yd run (Abel, Aaron kick), 5-68 1:12, CSM 21 - WU 34
 02:39 WU Ramsey, Ben 3 yd pass from Brill, Jordan (Sabel, Connor kick), 4-30 1:28, CSM 21 - WU 41

Team Stats

	CSM	WU
FIRST DOWNS	18	20
RUSHES-YARDS (NET)	20-78	39-122
PASSING YDS (NET)	246	309
Passes Att-Comp-Int	41-29-3	27-18-0
TOTAL OFFENSE PLAYS-YARDS	61-324	66-431
Fumble Returns-Yards	0-0	0-0
Punt Returns-Yards	0-0	2-38
Kickoff Returns-Yards	6-146	4-62
Interception Returns-Yards	0-0	3-14
Punts (Number-Avg)	4-34.0	2-37.0
Fumbles-Lost	0-0	3-2
Penalties-Yards	3-15	2-15
Possession Time	29:27	30:33
Third-Down Conversions	4 of 11	8 of 14
Fourth-Down Conversions	2 of 3	2 of 2
Red-Zone Scores-Chances	2-3	5-5
Sacks By: Number-Yards	3-28	2-12

Colorado Mines 21 No. 16 Washburn 41

Sept. 2, 2006 • Topeka, Kan. • Yager Stadium
Attendance: 6,156

Washburn

Rushing	No	Gain	Loss	Net	TD	Lg	Avg
Hearn, Trent	22	106	7	99	0	26	4.5
Cole, Brad	5	29	0	29	0	23	5.8
Walker, Brandon	7	19	0	19	0	5	2.7
Minikwu, Taurence	1	2	0	2	0	2	2.0
Brill, Jordan	4	1	28	-27	0	1	-6.8
Totals...	39	157	35	122	0	26	3.1

Passing	Att	Cmp	Int	Yds	TD	Long	Sack
Brill, Jordan	27	18	0	309	5	49	3
Totals...	27	18	0	309	5	49	3

Receiving	No.	Yds	TD	Long
Gardiner, Aaron	6	128	2	49
Sissom, Sam	4	93	1	48
Lebahn, Jake	3	55	1	24
Minikwu, Taurence	2	10	0	6
Walker, Brandon	1	12	0	12
Hearn, Trent	1	8	0	8
Ramsey, Ben	1	3	1	3
Totals...	18	309	5	49

Punting	No.	Yds	Avg	Long	In20	TB
Boswell, Ben	2	74	37.0	40	1	0
Totals...	2	74	37.0	40	1	0

All Returns	Punts			Kickoffs			Intercepts		
	No	Yds	Lg	No	Yds	Lg	No	Yds	Lg
Sissom, Sam	1	36	36	0	0	0	0	0	0
Tetuan, Jarod	1	2	2	0	0	0	0	0	0
Martin, James	0	0	0	1	-1	0	0	0	0
Krajicek, Michael	0	0	0	0	0	0	1	4	4
Terrell, Fletcher	0	0	0	2	39	31	0	0	0
Williams, Cary	0	0	0	1	24	24	2	10	10
Totals...	2	38	36	4	62	31	3	14	10

Field Goals

Sabel, Connor	2nd	06:16	36 yds	Good
Sabel, Connor	4th	12:05	38 yds	Good

Colorado Mines

Rushing	No	Gain	Loss	Net	TD	Lg	Avg
Mehl, Garrett	12	73	12	61	2	33	5.1
Floendo, Bryan	7	21	0	21	0	8	3.0
Pippins, Michael	1	0	4	-4	0	0	-4.0
Totals...	20	94	16	78	2	33	3.9

Passing	Att	Cmp	Int	Yds	TD	Long	Sack
Mehl, Garrett	41	29	3	246	1	28	2
Totals...	41	29	3	246	1	28	2

Receiving	No.	Yds	TD	Long
Dyktra, Derek	13	131	1	28
Floendo, Bryan	8	52	0	15
Dickinson, Brent	3	38	0	25
Curl, Michael	2	12	0	8
Chacon, Brent	2	8	0	5
Huck, Corey	1	5	0	5
Totals...	29	246	1	28

Punting	No.	Yds	Avg	Long	In20	TB
Schietinger, Ryan	3	105	35.0	38	0	0
Mehl, Garrett	1	31	31.0	31	0	0
Totals...	4	136	34.0	38	0	0

All Returns	Punts			Kickoffs			Intercepts		
	No	Yds	Lg	No	Yds	Lg	No	Yds	Lg
Dickinson, Brent	0	0	0	4	101	32	0	0	0
Curl, Michael	0	0	0	1	25	25	0	0	0
Pippins, Michael	0	0	0	1	20	20	0	0	0
Totals...	0	0	0	6	146	32	0	0	0

Field Goals

none



Game 2 • Western Washington 16, No. 15 Washburn 13 • Sept. 9, 2006


BELLINGHAM, Wash. - The No. 15 ranked Washburn Ichabods second trip to Washington in as many years yielded the same result in another heartbreaking loss as they fell 16-13 to Western Washington. The Vikings' Robby Smith hit a 40-yard field goal with 2.7 seconds remaining pushing Western Washington to the win.

Western took a 3-0 lead late in the first quarter on a 24-yard Smith field goal that capped a nine-play drive. Washburn appeared to take the lead twice on its next possession, but a pair of Brill touchdown passes were both called back by penalties, and on the first play of second quarter, Connor Sabel missed a 35-yard field goal.

The Ichabods took a 7-3 lead on the opening possession of the second half. Two plays after a short punt and a penalty gave Washburn the ball on the Western 36, Brill connected on a 31-yard pass to Sissom to the 1, and Trent Hearn plunged over for the touchdown.

The Ichabods had taken a 13-10 lead on the opening play of the fourth quarter, as quarterback Jordan Brill threw a 3-yard touchdown pass to tight end Ben Ramsey. A two-point conversion pass failed.

Smith tied the game with 2:32 to play, hitting a 33-yard field goal set up by a 32-yard completion



New Coach New Conference New Era

from quarterback James Monrean to running back Calvin McCarthy.

Washburn then moved the ball to nearly midfield, but on a second-and-1 play, Western linebacker Shane Simmons dislodged the ball from Ichabod running back Trent Hearn, and safety Steve Davis recovered, giving the Vikings the ball at their own 49 with 1:51 left.

After the fumble recovery, Western moved 28 yards in four plays setting up Smith's game-winning field goal.

Washburn had a 414-279 edge in total offense, with Brill completing 15-of-29 passes for 330 yards with a touchdown and two interceptions. Wide receiver Sam Sissom had seven receptions for 214 yards for the Ichabods.

On the ground, Hearn had 68 yards on 22 carries to lead the Ichabods. Brill recorded his second straight 300-yard passing game with 330 yards completing 15 of 29 attempts.

Monrean completed 17-of-29 passes for 215 yards and a touchdown for Western. McCarty had five receptions for 79 yards and rushed 25 times for 71 yards.

After committing only two penalties in their opener, Washburn was flagged for seven for 65 yards and converted two of four trips into the red zone.

Score by Quarters

Washburn	0	0	7	6	13 (1-1)
Western Washington	3	0	7	6	16 (1-1)

Scoring Summary

1st Quarter

02:52 WWU Smith, Robby 24 yd field goal

3rd Quarter

13:07 WU Hearn, Trent 1 yd run (Sabel, Connor kick)
01:18 WWU Alley, Kellen 22 yd pass from Monrean, James (Smith, Robby kick)

4th Quarter

14:56 WU Ramsey, Ben 3 yd pass from Brill, Jordan (Tetuan, Jarod pass failed)
02:52 WWU Smith, Robby 33 yd field goal
00:02 WWU Smith, Robby 40 yd field goal

Team Stats

	WU	WWU
FIRST DOWNS	15	15
RUSHES-YARDS (NET)	30-84	33-64
PASSING YDS (NET)	330	215
Passes Att-Comp-Int	29-15-2	29-17-0
TOTAL OFFENSE PLAYS-YARDS	59-414	62-279
Fumble Returns-Yards	0-0	0-0
Punt Returns-Yards	2-10	3-44
Kickoff Returns-Yards	2-31	2-53
Interception Returns-Yards	0-0	2--3
Punts (Number-Avg)	4-33.8	7-32.6
Fumbles-Lost	2-1	0-0
Penalties-Yards	7-65	7-67
Possession Time	26:54	33:06
Third-Down Conversions	5 of 12	6 of 16
Fourth-Down Conversions	0 of 1	0 of 0
Red-Zone Scores-Chances	2-4	2-2
Sacks By: Number-Yards	4-25	2-12

No. 15 Washburn 13 Western Washington 16

Sept. 9, 2006 • Bellingham, Wash. • Civic Stadium

Attendance: 1,800

Washburn

Rushing	No	Gain	Loss	Net	TD	Lg	Avg
Hearn, Trent	22	79	11	68	1	11	3.1
Gardiner, Aaron	1	12	0	12	0	12	12.0
Walker, Brandon	4	7	0	7	0	3	1.8
Brill, Jordan	3	9	12	-3	0	9	-1.0
Totals...	30	107	23	84	1	12	2.8

Passing	Att	Cmp	Int	Yds	TD	Long	Sack
Brill, Jordan	29	15	2	330	1	74	2
Totals...	29	15	2	330	1	74	2

Receiving	No.	Yds	TD	Long
Sissom, Sam	7	214	0	74
Gardiner, Aaron	4	89	0	44
Lebahn, Jake	2	20	0	12
Minikwu, Taurence	1	4	0	4
Ramsey, Ben	1	3	1	3
Totals...	15	330	1	74

Punting	No.	Yds	Avg	Long	In20	TB
Boswell, Ben	4	135	33.8	45	0	0
Totals...	4	135	33.8	45	0	0

All Returns	No	Yds	Lg	No	Yds	Lg	No	Yds	Lg
Sissom, Sam	1	6	6	0	0	0	0	0	0
Tetuan, Jarod	1	4	4	0	0	0	0	0	0
Terrell, Fletcher	0	0	0	2	31	17	0	0	0
Totals...	2	10	6	2	31	17	0	0	0

Field Goals

Sabel, Connor 2nd 14:55 35 yds Missed

Western Washington

Rushing	No	Gain	Loss	Net	TD	Lg	Avg
McCarty, Calvin	25	84	13	71	0	17	2.8
Garner, Craig	2	6	0	6	0	4	3.0
Monrean, James	6	12	25	-13	0	7	-2.2
Totals...	33	102	38	64	0	17	1.9

Passing	Att	Cmp	Int	Yds	TD	Long	Sack
Monrean, James	29	17	0	215	1	32	4
Totals...	29	17	0	215	1	32	4

Receiving	No.	Yds	TD	Long
McCarty, Calvin	5	79	0	32
McKee, Travis	4	43	0	22
Alley, Kellen	3	51	1	23
Garner, Craig	3	21	0	13
Birkley, Tyler	1	13	0	13
Upchurch, Brett	1	8	0	8
Totals...	17	215	1	32

Punting	No.	Yds	Avg	Long	In20	TB
Anderson, Corbin	6	201	33.5	42	2	0
Smith, Robby	1	27	27.0	27	1	0
Totals...	7	228	32.6	42	3	0

All Returns	No	Yds	Lg	No	Yds	Lg	No	Yds	Lg
Garner, Craig	0	0	0	1	43	43	0	0	0
Birkley, Tyler	0	0	0	1	10	10	0	0	0
McClellan, Todd	3	44	21	0	0	0	0	0	0
Elliott, Chayce	0	0	0	0	0	0	1	-3	0
Van Datta, Danny	0	0	0	0	0	0	1	0	0
Totals...	3	44	21	2	53	43	2	-3	0

Field Goals

Smith, Robby 1st 02:52 24 yds Good
Smith, Robby 4th 02:52 33 yds Good
Smith, Robby 4th 00:02 40 yds Good



Game 3 • No. 25 Washburn 14, No. 19 Central Missouri 10 • Sept. 16, 2006

WARRENSBURG, Mo. - The No. 25 ranked Washburn Ichabods won for the first time in Warrensburg since Oct. 7, 1995 in a 14-10 win over No. 19 Central Missouri. With the win, Washburn improved to 2-1 on the season and 1-0 in the MIAA.

Washburn opened the scoring on their second drive as Trent Hearn scored from 2-yards out at the 9:17 mark of the second quarter capping a 13-play, 70-yard drive. On the drive, Hearn became Washburn's all-time leading rusher on a second and seven from the Central 20 as he picked up the first down and passed Dino DeLisa (1983-85) with he picked up is 2,795th yard. Hearn would finish the day with 46 yards on 13 carries and two touchdown rushes.

UCM came back on the next drive with an eight-play, 63-yard series that was wrapped up by a 19-yard Toby Korrodi touchdown pass to Matt Jacobsen. Korrodi came back to guide the drive after getting shaken up in the first quarter. Mike Spiegel pulled double duty, playing quarterback and wide receiver. Both teams had one more drive in the half, but nobody could score, going into the break tied 7-7.

The Ichabod defense came up big on the first drive of the second half as UCM drove down to the Washburn 12-yard line, but a Washburn sack by Cody Huenefeld pushed UCM back to the Washburn 22 forcing a fourth and 15. UCM faked the field goal and Ted Maxwell stepped out of bounds before converting the fourth down conversion attempt.

After Washburn took possession and went three-and-out, Ben Boswell bombed a 70-yard punt pushing UCM back to their own 12 yard line. Again UCM drove down to the Washburn red-zone and eventually to the 1-yard line, but the Ichabods stopped the Mules on a third and goal from the one and then a Spencer Webb field goal attempt from 17-yards hit the left upright.

Score by Quarters

Washburn	0	7	0	7	14	(2-1,1-0)
Central Missouri	0	7	0	3	10	(2-1,0-1)


Scoring Summary

2nd Quarter

09:17	WU	Hearn, Trent 2 yd run (Sabel, Connor kick)
05:07	UCM	Jacobsen, Matt 19 yd pass from Korrodi, Toby (Webb, Spencer kick)

4th Quarter

13:36	WU	Hearn, Trent 2 yd run (Sabel, Connor kick),
04:25	UCM	Webb, Spencer 44 yd field goal



remaining. After two incomplete passes to set up a fourth and 22 from their own 6-yard line, his final pass to Mike Spiegel was overthrown and Washburn took possession at the UCM 6, but Jordan Brill took three straight knees to wrap up the game and the win for the Ichabods.

Ra'Shawn Mosley, seeing his first action this season after suffering an ankle injury, rushed for 77 yards. Hearn finished with 46 raising his WU record total to 2,810 yards.

Brill was 10 of 18 passing for 111 yards and Sam Sissom had four receptions for 28 yards and Jake Lebahn had three catches for 66 yards. Boswell averaged 42.1 yards per punt including the 70-yard boot.

On defense, Washburn's Zach Watkins had 11 tackles including six solo stops and two tackles for loss to lead Washburn. Brandon Jackson, Eric Lawrence, Mitch Birt and Huenefeld all had sacks for Washburn.

Team Stats

	WU	UCM
FIRST DOWNS	13	19
RUSHES-YARDS (NET)	36-138	30-69
PASSING YDS (NET)	111	229
Passes Att-Comp-Int	18-10-0	35-23-0
TOTAL OFFENSE PLAYS-YARDS	54-249	65-298
Fumble Returns-Yards	0-0	0-0
Punt Returns-Yards	1-1	0-0
Kickoff Returns-Yards	2-35	3-69
Interception Returns-Yards	0-0	0-0
Punts (Number-Avg)	7-42.1	4-38.2
Fumbles-Lost	0-0	1-0
Penalties-Yards	5-45	4-44
Possession Time	25:36	34:24
Third-Down Conversions	4 of 13	6 of 14
Fourth-Down Conversions	0 of 0	0 of 2
Red-Zone Scores-Chances	2-3	1-3
Sacks By: Number-Yards	3-26	3-19

Washburn took over and had two more snaps in the third quarter as they had only five plays in the third quarter. Washburn's drive continued into the fourth quarter and they marched 80-yards in eight plays in 2:08 as the Ichabods converted two third down opportunities - both on pass receptions to Jake Lebahn to take a 14-7 lead.

After trading punts, UCM took a short field and converted a 44-yard field goal with 4:25 remaining in the game cutting the Washburn lead to 14-10.

Washburn went three and out and Boswell blasted a 51-yard punt to the UCM 18 which was downed by the Ichabods' special teams.

UCM's Korrodi was called for an intentional grounding on their first play as they took possession with two minutes

No. 25 Washburn 14 No. 19 Central Missouri 10

Sept. 16, 2006 • Warrensburg, Mo. • Walton Stadium • Attendance: 9,970

Washburn

Rushing	No	Gain	Loss	Net	TD	Lg	Avg
Mosley, Ra'Shawn	11	77	0	77	0	41	7.0
Hearn, Trent	13	46	0	46	2	8	3.5
Walker, Brandon	5	27	1	26	0	13	5.2
TEAM	3	0	3	-3	0	0	-1.0
Brill, Jordan	4	11	19	-8	0	11	-2.0
Totals...	36	161	23	138	2	41	3.8

Passing	Att	Cmp	Int	Yds	TD	Long	Sack
Brill, Jordan	18	10	0	111	0	31	3
Totals...	18	10	0	111	0	31	3

Receiving	No.	Yds	TD	Long
Sissom, Sam	4	28	0	16
Lebahn, Jake	3	66	0	31
Walker, Brandon	1	6	0	6
Powers, Drameagon	1	6	0	6
Mosley, Ra'Shawn	1	5	0	5
Totals...	10	111	0	31

Punting	No.	Yds	Avg	Long	In20	TB
Boswell, Ben	7	295	42.1	70	3	2
Totals...	7	295	42.1	70	3	2

All Returns	No	Yds	Lg	No	Yds	Lg	No	Yds	Lg
Sissom, Sam	1	1	1	0	0	0	0	0	0
Williams, Cary	0	0	0	1	9	9	0	0	0
Terrell, Fletcher	0	0	0	1	26	26	0	0	0
Totals...	1	1	1	2	35	26	0	0	0

Field Goals
none

Central Missouri

Rushing	No	Gain	Loss	Net	TD	Lg	Avg
Braden, Jeremy	15	55	1	54	0	13	3.6
Caldwell, Will	11	38	1	37	0	8	3.4
Korrodi, Toby	4	4	26	-22	0	4	-5.5
Totals...	30	97	28	69	0	13	2.3

Passing	Att	Cmp	Int	Yds	TD	Long	Sack
Korrodi, Toby	30	19	0	200	1	46	3
Spiegel, Mike	5	4	0	29	0	11	0
Totals...	35	23	0	229	1	46	3

Receiving	No.	Yds	TD	Long
Maxwell, Ted	7	51	0	11
Jacobsen, Matt	5	68	1	19
Spiegel, Mike	3	25	0	12
Sawyer, Rolando	2	23	0	13
Caldwell, Will	2	5	0	6
Faddis, Brooks	1	46	0	46
McCartney, Jason	1	12	0	12
Mason, Seth	1	1	0	1
Braden, Jeremy	1	-2	0	0
Totals...	23	229	1	46

Punting	No.	Yds	Avg	Long	In20	TB
Frankel, Matt	3	118	39.3	48	0	1
Korrodi, Toby	1	35	35.0	35	0	1
Totals...	4	153	38.2	48	0	2

All Returns	No	Yds	Lg	No	Yds	Lg	No	Yds	Lg
Foster, Spencer	0	0	0	1	8	8	0	0	0
Williams, Bruce	0	0	0	2	61	37	0	0	0
Totals...	0	0	0	3	69	37	0	0	0

Field Goals
Webb, Spencer 3rd 00:45 17 yds Missed
Webb, Spencer 4th 04:25 44 yds Good



Game 4 • No. 22 Washburn 37, Fort Hays State 7 • Sept. 23, 2006

HAYS, Kan. - The No. 22 ranked Washburn Ichabods moved to 2-0 in the MIAA and 3-1 overall with a 37-7 win over Fort Hays State. In the win, senior wide receiver Sam Sissom became Washburn's all-time career receptions leader with five and tied the MIAA record for touchdown receptions with his 38th. Washburn will play their first game at home since their opener on Sept. 2 this Saturday, Sept. 30 against Southwest Baptist at 1 p.m. inside Yager Stadium.

Placekicker Connor Sabel opened the scoring for the Ichabods with a 25-yard field goal at the 2:54 mark of the first quarter. After forcing a Tiger three-and-out, the Ichabods' Jordan Brill hooked up with Jake Lebahn for a 40-yard touchdown pass to put Washburn up 10-0.

On the Tigers' next possession, Washburn's Jarod Tetuan picked off a deflected pass setting up a five-play, 32 yard scoring drive capped by Brandon Walker's 14-yard run around the right side putting the Ichabods up 17-0.

The Tigers jumped on the board on a 1-yard run by Jordan Hickel finishing off a 61-yard



drive as neither team would score the rest of the way as Washburn led 17-7 at the break.

In the second half, Washburn added two more Brill touchdown passes. One on a 16-yard pass to Ben Ramsey with 5:56 remaining in the third quarter and the other to Sissom on an 11-yard strike tying Northwest Missouri's Jamaica Rector for the MIAA's all-game career touchdown reception record. Sandwiched between the two touchdown

passes was a 5-yard run by Ra'Shawn Mosley.

Mosley led the Ichabods with 63 yards on the ground on 13 carries while Brill finished 13 for 24 for 162 yards and three touchdowns. Sissom finished with five receptions for 63 yards.

Defensively, Zach Watkins and Trey Lewis each had eight tackles to lead the Ichabods.

The Ichabods held the Tigers to nine first downs and 163 yards in total offense and an average of 2.4 yards per play. The Washburn defense also held the Tigers to 1 of 17 on third down conversions.

No. 22 Washburn 37 Fort Hays State 7

Sept. 23, 2006 • Warrensburg, Mo. • Lewis Field Stadium • Attendance: 2,468

Washburn									
Rushing	No	Gain	Loss	Net	TD	Lg	Avg		
Mosley, Ra'Shawn	13	68	5	63	1	17	4.8		
Hearn, Trent	10	23	0	23	0	7	2.3		
Walker, Brandon	6	31	10	21	1	14	3.5		
Wofford, Beau	1	4	0	4	0	4	4.0		
Haug, Brad	1	4	0	4	0	4	4.0		
Brackenbury, Damian	1	3	0	3	0	3	3.0		
Brill, Jordan	2	5	4	1	0	5	0.5		
Kavanaugh, Andy	0	5	0	5	0	0	0.0		
Totals...	34	143	19	124	2	17	3.6		

Passing	Att	Cmp	Int	Yds	TD	Long	Sack
Brill, Jordan	24	13	0	162	3	40	0
Wofford, Beau	2	0	0	0	0	0	0
Totals...	26	13	0	162	3	40	0

Receiving	No.	Yds	TD	Long
Sissom, Sam	5	63	1	27
Ramsey, Ben	4	34	1	16
Lebahn, Jake	2	55	1	40
Mosley, Ra'Shawn	1	6	0	6
Hearn, Trent	1	4	0	4
Totals...	13	162	3	40

Punting	No.	Yds	Avg	Long	In20	TB
Boswell, Ben	6	167	27.8	44	0	0
Totals...	6	167	27.8	44	0	0

Punts									
Kickoffs									
Intercepts									
All Returns	No	Yds	Lg	No	Yds	Lg	No	Yds	Lg
Sissom, Sam	6	33	14	0	0	0	0	0	0
Tetuan, Jarod	1	5	5	0	0	0	1	0	0
Martin, James	1	15	15	0	0	0	0	0	0
Terrell, Fletcher	0	0	0	1	32	32	1	0	0
Totals...	8	53	15	1	32	32	2	0	0

Field Goals					
Sabel, Connor	1st	02:54	25 yds	Good	
Sabel, Connor	3rd	10:09	36 yds	Missed	

Fort Hays State									
Rushing	No	Gain	Loss	Net	TD	Lg	Avg		
Melton, Anthony	13	47	3	44	0	12	3.4		
Hickel, Jordan	19	43	1	42	1	9	2.2		
Elder, Tyler	1	25	0	25	0	25	25.0		
Dallas, Drew	4	10	8	2	0	7	0.5		
Black, Denzel	1	0	0	0	0	0	0.0		
Jackson, Shane	3	0	16	-16	0	0	-5.3		
Totals...	41	125	28	97	1	25	2.4		

Passing	Att	Cmp	Int	Yds	TD	Long	Sack
Dallas, Drew	20	4	0	49	0	22	1
Jackson, Shane	6	2	2	17	0	9	2
Totals...	26	6	2	66	0	22	3

Receiving	No.	Yds	TD	Long
Young, Jeremy	2	11	0	8
Snyder, John	1	22	0	22
Morris, Deonte	1	16	0	16
Manwarren, Tyler	1	9	0	9
Hickel, Jordan	1	8	0	8
Totals...	6	66	0	22

Punting	No.	Yds	Avg	Long	In20	TB
TEAM	1	-5	-5.0	0	0	0
Elder, Tyler	9	266	29.6	38	1	0
Totals...	10	261	26.1	38	1	0

Punts									
Kickoffs									
Intercepts									
All Returns	No	Yds	Lg	No	Yds	Lg	No	Yds	Lg
Snyder, John	0	0	0	1	19	19	0	0	0
Zott, Trevor	2	27	17	0	0	0	0	0	0
Lovett, C.J.	0	0	0	2	32	18	0	0	0
Totals...	2	27	17	3	51	19	0	0	0

Field Goals
none

Score by Quarters

Washburn	10	7	13	7	37	(3-1,2-0)
Central Missouri	0	7	0	0	7	(0-4,0-2)

Scoring Summary

1st Quarter

02:54	WU	Sabel, Connor 25 yd field goal
01:09	WU	Lebahn, Jake 40 yd pass from Brill, Jordan (Sabel, Connor kick)

2nd Quarter

12:06	WU	Walker, Brandon 14 yd run (Sabel, Connor kick)
06:36	FHSU	Hickel, Jordan 1 yd run (Barr, Justin kick)

3rd Quarter

05:56	WU	Ramsey, Ben 16 yd pass from Brill, Jordan (Sabel, Connor kick)
02:55	WU	Mosley, Ra'Shawn 5 yd run (Tetuan, Jarod pass failed)

4th Quarter

12:21	WU	Sissom, Sam 11 yd pass from Brill, Jordan (Sabel, Connor kick)
-------	----	--

Team Stats

	WU	FHSU
FIRST DOWNS	16	9
RUSHES-YARDS (NET)	34-124	41-97
PASSING YDS (NET)	162	66
Passes Att-Cmp-Int	26-13-0	26-6-2
TOTAL OFFENSE PLAYS-YARDS	60-286	67-163
Fumble Returns-Yards	0-0	0-0
Punt Returns-Yards	8-53	2-27
Kickoff Returns-Yards	1-32	3-51
Interception Returns-Yards	2-0	0-0
Punts (Number-Avg)	6-27.8	10-26.1
Fumbles-Lost	3-0	1-0
Penalties-Yards	6-63	4-32
Possession Time	27:08	32:52
Third-Down Conversions	4 of 12	1 of 17
Fourth-Down Conversions	0 of 0	4 of 6
Red-Zone Scores-Chances	5-6	1-1
Sacks By: Number-Yards	3-17	0-0