



**2006 Washburn Ichabod Football**

**2005 MIAA Champions**



**Washburn (4-4, 3-3 MIAA)**

**VS**

**Emporia State (3-5, 2-4 MIAA)**

**Oct. 28, 2006 • Yager Stadium (7,200)**

**Topeka, Kan. • 1 p.m. CST**



## **Fast Facts**

### **Radio**

KTPK 106.9 FM with Bruce Steinbrock (play-by-play), Mark Elliott (color) and Jamie Overocker (sideline)

### **Coaches**

Craig Schurig is 29-25 in his fifth season at Washburn. He is 22-19 against the MIAA. He is 3-1 against Emporia State. Dave Wiemers, the 1990 Washburn graduate, is 35-30 in his sixth year of guiding the Hornets. He is 2-3 against Washburn.

### **Tickets**

Tickets for Washburn home games are available by calling the Washburn ticket office at (785) 670-BODS (2637).

### **Sports Information Contacts**

#### **Washburn**

Gene Cassell

Email: gene.cassell@washburn.edu

Phone: (785) 670-1791

Yager Stadium Press Box: (785) 670-1563

Internet Address: www.wusports.com

#### **Emporia State**

Football Contact: Don Weast

Email: weastdon@emporia.edu

Office Phone: (620) 341-5526

SID Fax: (620) 341-5808

Press Box Phone: (620) 341-5020

Internet Address: www.emporia.edu/athletics

Overnight Address: 1200 Commercial  
Emporia, Kan. 66801

### **Ichabods vs Hornets**

#### **The Game ...**

It's Homecoming 2006 as the Washburn Ichabods play host to the Emporia State Hornets in the 103rd edition of the Turnpike Tussle. The Ichabods enter the game with a 4-4 overall record and a 3-3 mark in the MIAA. The Hornets are 3-5 and 2-4 in the MIAA. The Washburn/Emporia State series is the currently the longest running rivalry in NCAA Division II football.

#### **Ichabods on Radio ...**

The game will be broadcast live on KTPK 106.9 FM - the home of the Ichabods and Lady Blues. The game can also be heard on the internet at www.wusports.com by following the "Listen to the Game" links. Bruce Steinbrock will be the play-by-play voice of the Ichabods and former WU quarterback Mark Elliott will be the color analyst. Jamie Overocker will provide sideline reports. Join the broadcast team and Ichabod head coach Craig Schurig at 7 p.m. on Thursdays at Skinny's Sports Bar and Grille in the Huntoon Shopping Plaza for the Washburn Coaches Show.

#### **The Coaches ...**

**Washburn head football coach Craig Schurig** was named head coach of the Ichabod football program Dec. 28, 2001. Schurig is 29-25 (.569) in his fifth season as the Ichabod head coach and he is 22-19 (.579) against the MIAA. He led the Ichabods their first MIAA title since joining the league and the first conference title since the Ichabods won the CSIC in 1983 this past season. He was the 2005 MIAA Coach of the Year after leading the Ichabods to their first NCAA Playoffs and MIAA Championship. (complete bio on page 2 of notes)

**Emporia State head coach Dave Wiemers** is 35-29 in his sixth year of guiding the Hornets. The 1990 Washburn graduate was named Wilson/MIAA Coach of the Year in 2003 after guiding ESU to their first MIAA championship and a spot in the NCAA playoffs.

#### **Ichabods last time out ...**

##### **The Ichabods last time out - Truman 21, Washburn 7:**

(Oct. 21) KIRKSVILLE, Mo. - The Ichabods turned the ball over on six of their seven second-half possessions, setting up two Truman touchdowns as Washburn lost 21-7 to the Bulldogs on a wet afternoon at Stokes Stadium Saturday. The Ichabods had their record evened at 4-4 overall and 3-3 in the MIAA as they lost their third straight while TSU went to 4-4 and 4-2.

The Ichabods kept the ball on the ground for most of the day with Trent Hearn, Ra'Shawn Mosley and Brandon Walker each rushing for over 50 yards. Mosley had the lone WU touchdown on a five-yard run in the first quarter. Quarterback Beau Wofford, who threw the ball just once in the first half, was 3-for-7 for 19 yards and an interception.

Truman scored first on a short rush from Mickey Masucci. WU had to punt on its next possession and then got the ball back as Fletcher Terrell recovered a TSU fumble on the return. Starting on the Truman 12-yard line, Mosley carried the ball three straight times to get the score.

The Ichabods fumbled on the opening drive in the second half and TSU's Terry Chandler returned it 30 yards for a touchdown to break the 7-7 tie. The Ichabods



## 2006 Washburn Ichabod Football

## 2005 MIAA Champions

### 2006 MIAA Standings

MIAA Overall

 NWMSU (2)	5-0	7-0
 PSU (11)	4-1	6-1
 MWSU (17)	4-1	6-1
 WU	3-2	4-3
 TSU	3-2	3-4
 UCM	2-3	4-3
 ESU	2-3	3-4
 MSSU	1-4	3-4
 SBU	1-4	1-6
 FHSU	0-5	0-7

### Previous Results

**Oct. 14, 2006**

- \*NWMSU 31 @ WU 26 Final
- \*TSU 14 @ ESU 13 Final
- \*SBU 24 @ UCM 49 Final
- \*MWSU 24 @ MSSU 17 Final
- \*PSU 35 @ FHSU 28 Final

### Upcoming Schedule

**Saturday, October 21**

- \*FHSU @ NWMSU (HC)..... 1:30 p.m.
- \*UCM @ MSSU..... 2 p.m.
- \*ESU @ MWSU (HC)..... 2 p.m.
- \*SBU @ PSU (HC)..... 2 p.m.
- \*WU @ TSU (HC)..... 2 p.m.

**Saturday, October 28**

- \*ESU @ WU (HC)..... 1 p.m.
- \*MWSU @ SBU..... 1:30 p.m.
- \*NWMSU @ UCM..... 1:30 p.m.
- \*TSU @ PSU..... 2 p.m.
- \*MSSU @ FHSU..... 7 p.m.

**Saturday, November 4**

- \*SBU @ TSU..... 12 noon
- \*ESU @ UCM..... 1:30 p.m.
- \*FHSU @ MWSU..... 2 p.m.
- \*PSU vs NWMSU, The Fall Classic V..... 2 p.m.
- \*WU @ MSSU..... 2 p.m.

also fumbled their first drive in the fourth quarter that set up a three-play, 16-yards touchdown drive for the Bulldogs.

Both teams had trouble moving the ball throughout the game. Washburn had nine first downs while TSU had eight. The two teams combined for just 316 total yards of offense, including just 33 through the air.

### About the Opponent . . . last time out

#### Missouri Western 21, Emporia State 6 - Oct. 21, 2006

ST. JOSEPH, Mo. - The Emporia State football team blocked a field goal that turned into a Missouri Western touchdown and gave the Griffons a 7-6 lead on the way to a 24-12 Griffon victory on Saturday in St. Joseph, Mo. Seville Ko gave the Hornets a 6-0 lead following the first of four blocked kicks by ESU. The snap on the extra point was high keeping the lead at six. Jake Richter blocked a MWSU punt from the Griffon 27 yard line to set up a two play, two yard drive for the Hornets. ESU's Alex Otoo intercepted a Western pass in the endzone to thwart a Griffon scoring drive in the first quarter. MWSU had a chance to put points on the board at the end of the half, before Richter blocked a 20 yard field goal attempt to send the Hornets into the half up 6-0. Brandon Stribling blocked a Griffon field goal attempt with 6:18 left in the third that MWSU picked up and threw into the end zone for a 7-6 lead. MWSU went up 10-6 on a 35 yard field goal with 9.4 seconds left in the third and then went up 17-6 with 10:47 remaining in the game on a Jeremiah White touchdown. The Griffons went up 24-6 on a Matt Landess pass to Jarrett Brooks with 3:02 left. The Hornets got their final points on a two yard pass from Ben

### Ichabod head coach Craig Schurig

Entering his fifth seasons as the Ichabods' head coach, Washburn head coach Craig Schurig has led the Washburn football program to a 29-25 (.569) overall record and a 22-19 (.579) record in the MIAA.

The Schurig-led Ichabods built on the momentum of the 2004 Mineral Water Bowl Championship to their first NCAA Playoff appearance as well as Washburn earning their first MIAA Championship in 2005. Schurig earned the MIAA's Coach of the Year for his efforts leading the Ichabods in 2005. The conference championship was the first by the Ichabods since the 1983 season. He was also named the AFCA's Region 3 Coach of the Year.

Washburn finished the 2005 season with a school-record nine wins and a 7-1 mark in conference play.

The 2004 season saw the Ichabods record their first winning season since 1999 and their first postseason win since 1986 with a 36-33 win over Northern State in the Mineral Water Bowl.

Schurig was named the Ichabod head coach on

Dec. 28, 2001 after coaching for nearly a decade in a winning program. Schurig has brought the knowledge of success, a winning attitude and a new intensity to the Ichabod football program.

In his four seasons at Washburn, the Ichabods have had three All-American selections, two MIAA Freshman of the Year and 41 players receive all-MIAA honors. He has been equally on task with players in the classroom with 54 Ichabods named to the MIAA Commissioner's Academic Honor Roll, including two Academic All-Americans.

Schurig, a Willingboro, N.J., native, was a four-year letterman as a defensive back at Colorado Mines and was selected team captain as a senior. He earned second-team all-Rocky Mountain Athletic Conference honors as a senior. He graduated in 1987 with a bachelor's degree in petroleum engineering.

Schurig earned a master's degree in physical education at Pittsburg State in 1996. Craig and his wife, Louisa, have a daughter, Samantha, and two sons, Mitchell and Michael.

### Washburn in the AFCA National Poll under Coach Schurig

Number of times in the ranking	15	Times ranked No. 1	0
Number of times in the Top 10	3	Most weeks at No. 1	0
Highest ranking	5 (11/5/05)	Most consecutive weeks at No. 1	0
Highest final ranking	13 (2005)	Last No. 1 ranking	n/a
Most consecutive times in rankings	14	Last week ranked	RV
Most consecutive times in the top 10	3	Current streak of weeks ranked	14

#### Week-by-week in the national poll under head coach Craig Schurig

Year	Pre	1	2	3	4	5	6	7	8	9	10	11	12	Final
2002	--	--	--	--	--	--	--	--	--	--	--	--	--	--
2003	--	--	--	RV	--	--	--	--	--	--	--	--	--	--
2004	--	--	--	--	--	--	--	--	--	--	--	--	--	--
2005	--	RV	RV	RV	24	RV	RV	25	13	10	6	5	12	13
2006	17	16	T15	25	22	20	19	RV	RV					



## 2006 Washburn Ichabod Football

## 2005 MIAA Champions

### About the Hornets



### General Information

Name: Emporia State University

Location: Emporia, Kan.

Founded: 1863

Enrollment: 6,005

Affiliation: NCAA II

Conference: MIAA

Nickname: Hornets

Colors: Old gold and black

President: Dr. Kay Schallenkamp

Athletics Director: Kent Weiser

Stadium: Welch Stadium

Playing Surface: Surf Turf

### Coaching Staff



Head Coach:

Dave Wiemers

(Washburn, 1990)

Record at ESU:

35-29 (5 years)

Overall Record:

same

Best time to reach Weimers:

Mornings

Football Office Phone:

(620) 341-5504

Assistant Coaches:

Jon Wiemers (Offensive coordinator/O-Line)

Clayt Birmingham (Defensive coordinator/defensive line)

Larry Wiemers (Linebackers)

Chet Pobolish (Quarterbacks)

Danny Cavender (Tight ends)

Jerod Kruse (Safeties)

### Sports Information

Football Contact: Don Weast

Email: weastdon@emporia.edu

Office Phone: (620) 341-5526

Home Phone: (620) 342-6406

SID Fax: (620) 341-5808

Press Box Phone: (620) 341-5020

Internet Address: www.emporia.edu/athletics

Overnight Address: 1200 Commercial  
Emporia, Kan. 66801

Purkepile to Scott Schoenfeld. Ko ended the day with 112 yards on 24 carries and a touchdown and Ryan Hulings had three catches for 64 yards.

### Series Notes . . .

Today's meeting is the 103rd in the series between the Ichabods and the Hornets. Emporia State and Washburn have met every year since 1899 with the exception of 1943 through 1945 because of World War II and 1989 and 1990 after Washburn moved to NCAA Division II and the Hornets remained in NAIA until 1991. The teams also played twice during the 1966 season. Emporia State leads the all-time series 51-45-6. The Ichabods have won three of the last four meetings. Last season, the Ichabods napped a seven-game losing streak in Emporia winning 42-14. The Ichabods have won the last two meetings in Topeka.

The series is the most played in NCAA Division II after North Dakota and North Dakota State and South have played 110 times, but not since the 2003 season after North Dakota State has moved up to NCAA I-AA in football. South Dakota and South Dakota State have played 104 times, but not since the 2003 season after South Dakota State moved up to NCAA I-AA in football.

Games	Opponents	Series	First meeting
110	North Dakota-North Dakota St.	% 62-45-3	1894
104	South Dakota-South Dakota St.	% 50-47-7	1889
<b>102</b>	<b>Emporia St.-Washburn</b>	<b>51-45-6</b>	<b>1899</b>
94	Tuskegee-Morehouse	59-27-8	1902
94	Presbyterian-Newberry	57-32-5	1913
91	South Dakota-Morningside#	57-29-5	1898
91	North Dakota St.-South Dakota St.&	50-36-5	1903
89	Truman-Central Mo. St.	51-33-5	1905
88	Colorado Mines-Colorado Col.#	46-37-5	1889
86	Pittsburg St.-Emporia St.	53-31-2	1915
85	Catawba-Lenoir-Rhyne	43-38-4	1907
85	Truman-Northwest Mo. St.	54-27-4	1908
84	Central Ark.-Arkansas Tech	41-40-3	1911
83	Virginia Union-Hampton#	41-39-3	1906

#Have not met since 2000. &Both teams are reclassifying to Division I-AA. %Have not met since 2003.

### Series history with Emporia State Hornets lead 51-45-6

1899 L 0-11	1926 L 0-35	1955 W 26-6	S27 1980 L 7-45 Emporia
1901 W 6-0	1927 L 7-20	1956 W 34-6	O10 1981 W 17-10 Topeka
1902 W 6-0	1928 L 6-45	1957 W 25-0	O9 1982 L 13-20 Topeka
1903 T 0-0	1929 W 6-2	1958 L 6-27	O1 1983 W 41-7 Topeka
1904 W 21-0	1930 W 13-6	1959 L 13-24	S29 1984 L 0-14 Emporia
1905 W 29-6	1931 W 20-7	1960 L 6-7	O5 1985 W 25-18 Topeka
1906 W 6-0	1932 T 0-0	O13 1961 L 10-26 Emporia	O4 1986 L 16-22 Emporia
1907 W 18-0	1933 L 6-7	O13 1962 W 7-6 Topeka	N14 1987 W 28-21 Emporia
1908 W 6-0	1934 L 6-14	O12 1963 W 32-6 Emporia	N12 1988 W 59-46 Topeka
1909 W 24-6	1935 W 12-7	N14 1964 W 19-6 Topeka	O12 1991 L 18-49 Emporia
1910 L 12-14	1936 L 7-14	N13 1965 W 21-0 Emporia	O10 1992 L 18-25 Topeka
1911 W 8-0	1937 L 6-12	S10 1966 L 0-14 Emporia	N6 1993 L 19-37 Emporia
1912 L 6-7	1938 W 19-6	N12 1966 L 6-12 Topeka	N5 1994 L 7-43 Topeka
1913 W 41-7	1939 W 12-0	N11 1967 L 7-34 Emporia	S30 1995 L 24-25 Emporia
1914 L 0-19	1940 L 7-38	N9 1968 L 19-47 Topeka	O5 1996 L 35-40 Topeka
1915 T 7-7	1941 L 12-20	N8 1969 L 14-28 Emporia	O30 1997 L 35-64 Emporia
1916 L 7-23	1942 L 0-12	N7 1970 W 34-21 Emporia	O29 1998 L 27-35 Topeka
1917 T 0-0	1946 W 20-12	N6 1971 L 0-3 Topeka	N13 1999 L 20-45 Emporia
1918 W 22-3	1947 L 6-12	N11 1972 L 7-41 Emporia	N11 2000 L 21-35 Topeka
1919 W 20-6	1948 L 0-7	N10 1973 W 20-10 Emporia	O27 2001 L 19-38 Emporia
1920 T 7-7	1949 L 14-19	O5 1974 W 36-15 Emporia	N2 2002 W 34-21 Topeka
1921 W 10-7	1950 L 19-27	O4 1975 W 42-13 Topeka	S20 2003 LOT 28-35 Emporia
1922 L 0-34	1951 W 14-13	O9 1976 W 21-0 Emporia	S11 2004 W 28-10 Topeka
1923 T 7-7	1952 L 6-7	O1 1977 W 40-12 Topeka	O22 2005 W 42-14 Emporia
1924 L 0-18	1953 W 21-0	S30 1978 W 17-7 Emporia	
1925 L 0-6	1954 W 14-6	S29 1979 L 11-17 Topeka	





## 2006 Washburn Ichabod Football

## 2005 MIAA Champions

### Last Meeting with Emporia State . . .

(Oct. 22, 2005) - EMPORIA, Kan.

- The No. 10 Washburn Ichabods tied a school record for single season wins as they improved to 8-1 with a 42-14 win over arch-rival Emporia State in the 102nd edition of the Turnpike Tussle winning in Emporia for the first time since 1987, snapping a seven-game losing streak at Welch Stadium putting a damper on ESU's homecoming festivities. Washburn improved to 8-1 with the win and 6-0 in the MIAA.

The Ichabods set the tone for the game early as they took the opening drive 80 yards in six plays as Jordan Brill hit Jake Lebahn for a 52-yard touchdown pass.

Another piece of history was written as Trent Hearn rushed for a 42-yard touchdown scamper. It was his 32nd of his career, snapping the school record of 31 held by Brandon Rainer. The drive took only :46 seconds and the Ichabods ran three plays covering 70 yards for the score.

Washburn built a 21-0 lead as Brandon Walker came in at quarterback and carried the ball 27 yards converting a two-play drive as Walker covered all 36 yards on the drive in two carries for the score.

The Hornets got on the board after a 16-play, 79-yard drive, helped impart by a Washburn pass interference penalty in the end zone keeping the ESU drive alive cutting the Ichabod lead to 21-7 at the half.

Emporia State received the kickoff to open the second half, but fumbled the return and the Ichabods Aaron Hicks recovered setting up the short field for Washburn. The Ichabods would score six plays latter as Brill hit Mike Odupitan for the touchdown strike that covered 20 yards to push the Ichabods to a 28-7 lead.

After trading drives, the Ichabods' Eric Lawrence picked off an ESU pass attempt and Brill again hit Odupitan on a 10-yard reception and a 35-7 Ichabod lead with 5:56 left in the third quarter.

On the ensuing ESU drive, Fletcher Terrell intercepted his 14th pass of his career and returned it 66 yards for an Ichabod score putting the Ichabods up 42-7. His 14th interception passed A.C. Poynter on top of the Washburn record book.

The Hornets would add a late touchdown with 2:09 left in the game placing the final score at 42-14.

Hearn finished the day with 60 yards

### Last Meeting with the Hornets

#### **No. 10 Washburn 42 Emporia State 14**

Oct. 22, 2005 • Emporia, Kan.

Welch Stadium • Attendance: 6,678

Washburn							
Rushing	No	Gain	Loss	Net	TD	Lg	Avg
Hearn,Trent	11	67	7	60	1	42	5.5
Walker,Brandon	7	40	7	33	1	27	4.7
Brown,Chris	3	26	0	26	0	13	8.7
McCann,Chris	5	18	3	15	0	8	3.0
Patterson,A.J.	4	15	1	14	0	6	3.5
Bland,Rawshawn	2	6	0	6	0	5	3.0
Brill,Jordan	2	2	1	1	0	0	0.5
TM-Ichabods	1	0	1	-1	0	0	-1.0
<b>Totals...</b>	<b>35</b>	<b>174</b>	<b>20</b>	<b>154</b>	<b>2</b>	<b>42</b>	<b>4.4</b>

Passing	Att	Cmp	Int	Yds	TD	Long	Sack
Brill,Jordan	15	9	0	170	3	52	1
Walker,Brandon	1	0	0	0	0	0	0
<b>Totals...</b>	<b>16</b>	<b>9</b>	<b>0</b>	<b>170</b>	<b>3</b>	<b>52</b>	<b>1</b>

Receiving	No.	Yds	TD	Long
Odupitan,Mike	3	59	2	29
Lebahn,Jake	2	72	1	52
Hearn,Trent	2	13	0	9
Bland,Rawshawn	1	14	0	14
Lehman,Cason	1	12	0	12
<b>Totals...</b>	<b>9</b>	<b>170</b>	<b>3</b>	<b>52</b>

Punting	No.	Yds	Avg	Long	In20	TB
Massey,Curtis	5	224	44.8	54	0	1
<b>Totals...</b>	<b>5</b>	<b>224</b>	<b>44.8</b>	<b>54</b>	<b>0</b>	<b>1</b>

Punts							
Kickoffs							
Intercepts							
All Returns	No	Yds	Lg	No	Yds	Lg	No
Odupitan,Mike	0	0	0	1	25	25	0
Lehman,Cason	3	21	14	0	0	0	0
Lawrence,Eric	0	0	0	0	0	0	1
Terrell,Fletcher	0	0	0	0	0	0	1
<b>Totals...</b>	<b>3</b>	<b>21</b>	<b>14</b>	<b>1</b>	<b>25</b>	<b>25</b>	<b>2</b>

Field Goals  
None

#### **Score by Quarters**

Washburn	14	7	21	0	42
Emporia State	0	7	0	7	14

#### **Scoring Summary**

##### **1st Quarter**

WU	12:35	Lebahn,Jake 52 yd pass from Brill,Jordan
		Sabel,Connor kick
WU	00:00	Hearn,Trent 42 yd run
		Sabel,Connor kick

##### **2nd Quarter**

WU	12:19	Walker,Brandon 27 yd run
		Sabel,Connor kick
ESU	05:56	Henry,ElRay 2 yd run
		Edwards,Jeff kick

##### **3rd Quarter**

WU	12:22	Odupitan,Mike 20 yd pass from Brill,Jordan
		Sabel,Connor kick
WU	05:55	Odupitan,Mike 10 yd pass from Brill,Jordan
		Sabel,Connor kick
WU	03:19	Terrell,Fletche 66 yd interception return
		Sabel,Connor kick

##### **4th Quarter**

ESU	02:09	Ko,Seville 1 yd run
		Edwards,Jeff kick

#### **Emporia State**

Rushing	No	Gain	Loss	Net	TD	Lg	Avg
Ko,Seville	24	94	8	86	1	14	3.6
Whitworth,Justi	9	43	9	34	0	16	3.8
Hulings,Ryan	4	31	0	31	0	18	7.8
Henry,ElRay	12	29	0	29	1	9	2.4
Weems,Brandon	0	3	0	3	0	0	0.0
<b>Totals...</b>	<b>49</b>	<b>200</b>	<b>17</b>	<b>183</b>	<b>2</b>	<b>18</b>	<b>3.7</b>

Passing	Att	Cmp	Int	Yds	TD	Long	Sack
Whitworth,Justi	21	12	2	121	0	40	1
<b>Totals...</b>	<b>21</b>	<b>12</b>	<b>2</b>	<b>121</b>	<b>0</b>	<b>40</b>	<b>1</b>

Receiving	No.	Yds	TD	Long
Martin,Matt	3	32	0	22
Hulings,Ryan	2	50	0	40
Richard,JJ	2	23	0	13
Schoenfeld,Scot	2	10	0	7
Olivier,Trent	2	10	0	6
Ko,Seville	1	-4	0	0
<b>Totals...</b>	<b>12</b>	<b>121</b>	<b>0</b>	<b>40</b>

Punting	No.	Yds	Avg	Long	In20	TB
Torres,Johnny	7	249	35.6	48	1	0
<b>Totals...</b>	<b>7</b>	<b>249</b>	<b>35.6</b>	<b>48</b>	<b>1</b>	<b>0</b>

Punts							
Kickoffs							
Intercepts							
All Returns	No	Yds	Lg	No	Yds	Lg	No
Hulings,Ryan	3	36	16	6	114	27	0
<b>Totals...</b>	<b>3</b>	<b>36</b>	<b>16</b>	<b>6</b>	<b>114</b>	<b>27</b>	<b>0</b>

Field Goals	1st	2nd	3rd	4th	Total
Edwards,Jeff	00:46	46 yds			Missed

#### **Team Stats**

	WU	ESU
FIRST DOWNS	16	18
Rushing	6	8
Passing	8	6
Penalty	2	4
NET YARDS RUSHING	154	183
Rushing Attempts	35	49
Average Per Rush	4.4	3.7
Yards Gained Rushing	174	200
Yards Lost Rushing	20	17
NET YARDS PASSING	170	121
Completions-Attempts-Int	9-16-0	12-21-2
Average Per Attempt	10.6	5.8
Average Per Completion	18.9	10.1
TOTAL OFFENSE YARDS	324	304
Total offense plays	51	70
Average Gain Per Play	6.4	4.3
Fumbles: Number-Lost	2-1	3-1
Penalties: Number-Yards	10-81	10-101
PUNTS-YARDS	5-224	7-249
Average Yards Per Punt	44.8	35.6
Net Yards Per Punt	33.6	32.6
KICKOFFS-YARDS	7-446	3-135
Average Yards Per Kickoff	63.7	45.0
Punt returns: Number-Yards-TD	3-21-0	3-36-0
Average Per Return	7.0	12.0
Kickoff returns: Number-Yds-TD	1-25-0	6-114-0
Average Per Return	25.0	19.0
Interceptions: Number-Yds-TD	2-66-1	0-0-0
Fumble Returns: Number-Yds-TD	0-0-0	0-0-0
Miscellaneous Yards	0	0
Possession Time	24:28	35:26
Third-Down Conversions	2 of 9	5 of 16
Fourth-Down Conversions	0 of 0	2 of 2
Red-Zone Scores-Chances	2-2	2-2
Sacks By: Number-Yards	1-7	1-1

Ben Boswell, P vs vs Central Missouri

### Record watch . . .

[illegible]



## 2006 Washburn Ichabod Football

## 2005 MIAA Champions

### • Trent Hearn and the rushing and scoring charts

Senior running back Trent Hearn became Washburn's all-time leading rusher passing Dino DeLisa (1983-85) on top of the all-time rushing chart lifting against Central Missouri. He has rushed for 2,992 career yards and has also recorded 46 rushing touchdowns ... with eight more yards he'll become the first Ichabod to rush for at least 3,000 yards in a career ... Hearn also owns the single season record of 1,203 yards set last season ... his 282 points is also tops on the school scoring chart.

### • Sam Sissom and the receiving charts

This season, Sissom has snapped the WU all-time receptions with 181 and his 3,150 career receiving yards ... against SBU, Sissom recorded his 39th career TD, breaking the MIAA's career touchdown reception record for all games record held by Northwest Missouri's Jamaica Rector ... Sissom's 3,150 career receiving yards is pushes him into fifth on the all-time chart. He trails ESU's Lester McCoy (1997-2000), who recorded 3,234 needing 84 yards to move into fourth.

### • Connor Sabel and the kicking charts

Senior placekicker Connor Sabel has recorded 187 career points, which is tied for fifth on the all-time scoring chart with Brandon Rainer ... the school kick scoring record is 210 held by Chad Todd (1997-2000).

### • Schurig and the Washburn coaching charts

Fifth-year head coach Craig Schurig enters the season ranked fifth on the school wins chart with 29 ... next on the list is Tony

DeMeo (1994-2001) who recorded 31 in his eight seasons at Washburn.

### Ichabods in homecoming games ...

Today's game will be the Ichabods' second homecoming game of the season after taking on Truman for their homecoming game last time out. The Ichabods have won 16 of their last 22 homecoming matchups played on the road and in Yager Stadium. The Ichabods have won three straight homecoming games in Yager Stadium last falling on Oct. 26, 2002 in double overtime to Missouri Western 34-28.

### 'Bods and Ends ...

- Of Sam Sissom's 39 touchdown receptions, Jordan Brill has thrown six of his career 39 to Sissom. Other quarterbacks who have tossed TD's to Sissom are Tyler Schuerman (16 of his career 53), Dustin Hickel (15 of his career 32), Cason Lehman (2 of his career 4).
- The Ichabods are outscoring their opponents 61 to 28 in the third quarter. But they are being outscored in the second quarter 55-45.
- The Ichabods are 22 of 29 in the redzone this season and 20 trips have been converted into touchdowns with two field goals. Ichabod opponents are 19 of 26 in the redzone and they have scored 13 touchdowns with six field goals.
- In addition to needing only eight yards to become the first Ichabod to rush for 3,000 yards in a career, Trent Hearn needs 21 carries to break Dino DeLisa's career rushing attempts mark of 665.

### 2006 Players of the Game -- as selected by Ichabod Coaching Staff

Game	Off. Skill	Def. Skill	Special Teams	Off. Line	Def. Line	Work Team Off.	Work Team Def.	Big Hit
CSM	Aaron Gardiner, WR	Cary Williams, DB	Connor Sabel, PK Erin Beck, FS	Andy Kavanaugh, OT	Trey Lewis, DT	Jake Iverson, QB	Chris Durkin, LB	Nick Bull, OL Bruce Ringwood, LB
at WWU	Sam Sissom, WR	Jarod Tetuan, FS	Jake Lebahn, WR Zach Watkins, LB	Dan Schneider, OC	Eric Lawrence, DE	Bill Boyer, OL	Jake Forck, DB	Bruce Ringwood, LB
at UCM	Brandon Walker, WR	Zach Watkins, LB	Ben Boswell, P Zach Watkins, LB	Jeff Rickard, OL	Brandon Jackson, DE	Terrance Lowe, RB	Seth Homolka, LB	The D-Line
at FHSU	Jordan Brill, QB	Fletcher Terrell, DB	Jake Lebahn, WR Chris Brown, LB	Eric Eisenbarth, OL	Cody Huenefeld, DE	Cameron Knox, TE	Clayton Calder, LB	Michael Krajeck, LB
SBU	Ra'Shawn Mosley, RB	Aaron Neal, LB	Connor Sabel, PK Brad Cole, WR	Dan Schneider, OL	Eric Lawrence, DE	Jake Iverson, QB	Marcus Shanahan, FS	Aaron Neal, LB
at PSU	Trent Hearn, RB	Fletcher Terrell, DB	Ben Boswell, P Michael Krajeck, LB	Trent Stanley, OL	Trey Lewis, DT	Josh Moller, OL	Marcus Shanahan, FS	Trent Stanley, OL
at NWMSU	Beau Woford, QB Brandon Walker, QB	Bruce Ringwood, LB	Ben Boswell, P Cary Williams	Eric Eisenbarth, OL	Mitch Birt, DE	Josh Torrez, RB	Ben Muir, LB	Bruce Ringwood, LB Adam Ewy, LB
at TSU	Ra'Shawn Mosley, RB	Jarod Tetuan, FS	Ben Boswell, P Fletcher Terrell, DB	Andy Kavanaugh, OT	Cody Huenefeld, DT	Ty Lewis, OL	Ray Trice, LB	Adam Ewy, LB





## **2006 Washburn Ichabod Football**

## **2005 MIAA Champions**

- Fletcher Terrell needs five more total tackles to reach 200 for his career.
- The Ichabods are looking to avoid their first four-game losing streak during the season since 2002 when the Ichabods lost five straight to begin the year.

### **Washburn Athletics Hall of Fame Inductees . . .**

Before Saturday's game, the Washburn athletic department will induct four new members into the current 106 of the Washburn Athletic Hall of Fame.

#### **Michael Dritlein, ba '99**

##### **Football, 1992-95**

Dritlein was a member of the Ichabod football team from 1992-95 and was named Washburn's first football All-American as a member of the NCAA first team Football Gazette honors and second team CoSIDA honors in 1995 after he recorded 1,112 receiving yards as a senior. The same organization also choose him as a first team all-region pick in 1995. Dritlein second team academic All-American honors as a sophomore and as a senior, he was a weekly recipient of the \$25,000 Burger King Scholar Athlete of the Week Award, which endowed a scholarship in his name at Washburn. He was also a three-time all-MIAA Academic pick and a three-time commissioner's academic honor roll member. Dritlein finished his career as WU's career leader in receptions with 170 and in receiving yards with 3,103.

#### **Chris Torrez, ba '96**

##### **Softball, 1993-96**

Torrez was a member of the Lady Blues softball team from 1993-96 and she received third team All-America honors as an outfielder in 1996. She is the only Lady Blue to receive team MVP honors three times. Torrez is one of two Washburn softball players to receive first team All-MIAA honors three seasons (1994-96) after receiving second team all-MIAA honors as a freshman. She also is a two-time first team all-region selection as a junior and senior. She finished her career as the school leader in career hits (245) and is still atop the career home runs (32), runs batted in (167) and batting average (.398).

#### **Rhonda (Matzke) Flerlage, ba '94, ba '96**

##### **Basketball, 1992-94**

Matzke was a member of the Lady Blues basketball team from 1992-94 and scored 956 points in two seasons after transferring from Oklahoma. Her point total ranked No. 13 on the all-time scoring chart when her career ended. As a junior, her first season at Washburn, she was named the MIAA's Newcomer of the Year and was a two-time first team all-MIAA selection. Matzke's 81 three-pointers was No. 2 on the career chart when she finished playing. Her career .820 free throw percentage (201-245) is No. 2 on the all-time chart. In 1994, Matzke was a second team academic All-American selection, a first team academic all-region selection, NCAA Kansas Woman of the Year and a two-time All-MIAA Academic team member.

#### **Basketball, 1985-89**

Wilson was a member of the Ichabod basketball team from 1985-89. He finished his career fourth on the all-time point chart with 1,321 and fourth on the rebounding list with 569. Both those totals rank seventh on today's charts. Wilson played in 135 games at Washburn, which is the second most a player has played in school history. He currently ranks fifth in field goal attempts (1,106), tied for sixth in field goals made (514), seventh in free throws made (290) and eighth in free throws attempted (407). He was a first team all-CSIC selection in 1988.

### **Up next . . .**

The Ichabods will hit the road for the final time during the regular season as they travel to Joplin, Mo., on Nov. 4 to take on Missouri Southern at 2 p.m. before returning home for senior day on Nov. 11 against Missouri Western at 1 p.m. in Yager Stadium.

#### **Greg "Buzz" Wilson, bs '00**



## 2006 Washburn Ichabod Football

## 2005 MIAA Champions

### The last time it happened . . .

#### 400 Passing Yards

12/4/04 vs Northern State - Tyler Schuerman (400 yards)

#### 300 Passing Yards

9/9/06 vs Western Washington - Jordan Brill (330 yards)

#### 40 Pass Attempts

10/26/02 vs Missouri Western - Dustin Hickel (42 attempts)

#### 20 Pass Completions

9/17/05 vs Central Washington - Jordan Brill (21 completions)

10/8/05 vs Northwest Missouri - Jordan Brill (21 completions)

#### 100-199 Receiving Yards

9/2/06 vs Colorado Mines - Aaron Gardiner (128 yards - 6 receptions)

#### 200 or more Receiving Yards

9/9/06 vs Western Washington - Sam Sissom (214 yards - 7 receptions)

#### 100-174 Rushing Yards

11/5/05 vs Missouri Western - Trent Hearn (107 yards - 23 carries)

#### 175 or more Rushing Yards

9/30/2006 vs Southwest Baptist - Ra'Shawn Mosley (193 - 15 carries)

#### Kickoff returned for a touchdown

10/1/2005 vs Pittsburg State - Fletcher Terrell (83 yards)

#### Punt returned for a touchdown

9/23/05 vs Southwest Baptist - Jake Lebahn 15-yard return (in end zone off Chris Brown blocked punt)

#### Punt returned for a touchdown (not on a blocked punt)

11/6/04 vs Missouri Southern - Sam Sissom (66 yards)

#### Interception returned for a touchdown

9/30/06 vs Southwest Baptist - Aaron Neal (74 yard return)

#### Fumble Recovery for a touchdown

10/14/06 vs Northwest Missouri - Zach Watkins (72-yard return)

9/25/04 vs Northwest Missouri - Mitch Birt (Recovery in endzone after sack)

#### 500 Yards in Team Total Offense

10/29/2005 vs Missouri Southern - (583 total yards)

#### 600 Yards in Team Total Offense

9/30/06 vs Southwest Baptist (644 total yards)

#### 30 First Downs

12/4/04 vs Northern State - (543 total yards - 13 rushing, 15 passing, 2 penalty)

#### Overtime Game

11/5/05 vs Missouri Western - (loss 28-21 in one overtime)

#### Double Overtime Game

10/26/02 vs Missouri Western - (loss 34-28 in double overtime)

#### Last Time Shutout

11/7/98 vs Central Missouri - (loss 37-0 -- a streak of 88 games without one)

#### Last Time Washburn Recorded a shutout

9/18/04 vs Truman State- (win 62-0) -- a streak of 27 games

### 2006 AFCA Poll #9

Oct. 24, 2006	Rec.	Pts.	Prv.
1. Grand Valley St. (Mich.) (26)	8-0	697	1
2. Northwest Missouri St. (1)	8-0	669	2
3. North Alabama (1)	7-0	649	3
4. North Carolina Central	8-0	570	6
5. Shepherd (W.Va.)	7-0	548	5
6. Bloomsburg (Pa.)	7-1	537	7
7. Nebraska-Omaha	6-1	520	8
8. Pittsburg St. (Kan.)	7-1	459	10
9. Chadron St. (Neb.)	8-0	448	12
10. North Dakota	6-1	438	11
11. South Dakota	7-1	410	13
12. Valdosta St. (Ga.)	6-1	380	14
13. West Texas A&M	7-1	372	4
14. Abilene Christian (Texas)	7-0	351	20
15. Newberry (S.C.)	8-0	347	17
16. Missouri Western St.	7-1	333	16
17. Northwood (Mich.)	6-1	270	9
18. Tiffin (Ohio)	8-0	250	19
19. Delta St. (Miss.)	6-2	166	15
20. Indiana (Pa.)	6-1	159	24
21. Carson-Newman (Tenn.)	6-2	148	23
22. Lane (Tenn.)	7-1	114	25
23. Elizabeth City St. (N.C.)	7-1	57	NR
24. Winona St. (Minn.)	6-2	43	18
25. Midwestern St. (Texas)	6-2	35	NR

Others receiving votes: C.W. Post (N.Y.), 31; Wingate (N.C.), 31; Henderson St. (Ark.), 28; Tuskegee (Ala.), 11; Ferris St. (Mich.), 8; Fort Lewis (Colo.), 8; Arkansas Tech, 4; Bemidji St. (Minn.), 3; Augustana (S.D.), 2; Bryant (R.I.), 2; Kentucky St., 1; St. Joseph's (I

### D2Football.com Poll #9

	Last Week	Record
1 Grand Valley	1	(8-0)
2 Northwest Missouri	2	(8-0)
3 North Alabama	3	(7-0)
4 NC Central	4	(8-0)
5 Bloomsburg	6	(7-1)
6 Shepherd	8	(7-0)
7 Nebraska-Omaha	9	(6-1)
8 South Dakota	10	(7-1)
9 North Dakota	11	(6-1)
10 Pittsburg State	12	(7-1)
11 Abilene Christian	18	(7-0)
12 Chadron State	13	(8-0)
13 Valdosta State	15	(6-1)
14 Missouri Western	16	(7-1)
15 Newberry	17	(8-0)
16 West Texas A&M	5	(7-1)
17 Northwood	7	(6-1)
18 Delta State	14	(6-2)
19 Tiffin	21	(8-0)
20 Carson-Newman	23	(6-2)
21 Henderson State	24	(6-2)
22 Elizabeth City	NR	(7-1)
23 Wingate	20	(6-2)
24 IUP	NR	(6-1)
25 California	NR	(6-2)

### Week by Week in the National Polls

	P	1	2	3	4	5	6	7	8	9	10	11
AFCA	17	16	T15	25	22	20	19	RV	RV	-		
D2FB.com	P	15	13	21	19	19	17	23	-	-		





## 2006 Washburn Ichabod Football

## 2005 MIAA Champions

### OFFENSE

#### Quarterback

15	Beau Wofford	6-5, 210, RS-Fr.
18	Brandon Walker	6-1, 205, So.

#### Running Back

6	Trent Hearn	6-1, 225, Sr.
3	Ra'Shawn Mosley	5-10, 200, Jr.

#### Fullback

5	Taurence Minikwu	6-0, 230, Sr.
38	Damian Brackenbury	5-10, 220, Jr.

#### Wide Receiver X

4	Aaron Gardiner	5-11, 195, Sr.
8	Brad Cole	6-2, 190, RS-Fr.

#### Wide Receiver Z

83	Sam Sissom	6-0, 195, Sr.
81	Jake Lebahn	6-4, 215, Jr.

#### Tight End Y

32	James Martin	6-2, 252, Jr.
88	Ben Ramsey	6-2, 244, Jr.

#### Left Tackle

65	Jeff Rickard	6-3, 296, So.
55	Nick Bull	6-2, 295, Sr.

#### Left Guard

64	Eric Eisenbarth	6-2, 285, Jr.
71	Trent Stanley	6-3, 287, Jr.

#### Center

54	Dan Schneider	6-0, 283, Sr.
57	Grant Hajek	6-2, 275, RS-Fr.

#### Right Guard

71	Trent Stanley	6-3, 287, Jr.
79	Brian Strand	6-4, 306, Jr.

#### Right Tackle

62	Andy Kavanaugh	6-3, 294, So.
70	Ted Hilger	6-7, 320, Jr.

### DEFENSE

#### Defensive End

90	Eric Lawrence	6-2, 255, So.
80	Mitch Birt	6-2, 255, So.

#### Defensive Tackle

76	Trey Lewis	6-3, 290, Sr.
96	Brandon Jackson	6-2, 275, RS-Fr.

#### Defensive Tackle

13	Roy Sims	6-6, 295, Sr.
72	Cody Huenefeld	6-1, 267, Sr.

#### Defensive End

94	Dustin Moyer	6-2, 252, So.
77	Ben Bianchino	6-5, 255, RS-Fr.

#### Outside Linebacker

22	Aaron Neal	6-0, 220, Sr.
48	Nathan Gaswick	6-1, 180, RS-Fr.

#### Inside Linebacker

17	Bruce Ringwood	6-0, 227, Jr.
57	Aaron Hicks	6-0, 227, Jr.

#### Inside Linebacker

43	Zach Watkins	6-0, 220, RS-Fr.
37	Michael Krajicek	6-0, 220, RS-Fr.

#### Outside Linebacker

1	Chris Brown	5-10, 200, Sr.
33	Adam Ewy	6-1, 201, Jr.

#### Cornerback

2	Fletcher Terrell	6-1, 190, Sr.
24	Henry Talley	6-1, 204, Jr.

#### Cornerback

12	Cary Williams	6-2, 185, Jr.
19	Marquetis Burgess	5-11, 185, Sr.

#### Free Safety

23	Jarod Tetuan	5-11, 198, Jr.
20	Erin Beck	5-11, 195, Jr.

### SPECIAL TEAMS

#### Punter

35	Ben Boswell	6-0, 179, Sr.
15	Beau Wofford	6-5, 210, RS-Fr.

#### PAT/FG

86	Connor Sabel	6-2, 180, Sr.
----	--------------	---------------

#### Kickoffs

86	Connor Sabel	6-2, 180, Sr.
----	--------------	---------------

#### Long Snapper

43	Zach Watkins	6-0, 220, RS-Fr.
----	--------------	------------------

#### Short Snapper

56	Aaron Hicks	6-0, 227, Jr.
----	-------------	---------------

#### Holder

23	Jarod Tetuan	5-11, 198, Jr.
----	--------------	----------------

#### Punt Return

83	Sam Sissom	6-0, 195, Sr.
23	Jarod Tetuan	5-11, 198, Jr.

#### Kickoff Return

3	Ra'Shawn Mosley	5-10, 200, Jr.
2	Fletcher Terrell	6-1, 190, Sr.



### OFFENSE

#### Wide Receiver

13	Ryan Hulings	5-9 170 SR/3L
7	Jarad Biggs	6-0 185 JR/2L

#### Left Tackle

58	Matt Ferris	6-3 275 JR/2L
77	Jacob Bassett	6-5 315 JR/1L

#### Left Guard

65	Joel Griffiths	6-3 290 SO/1L
73	Steve Underwood	6-4 275 FR/HS

#### Center

51	Luke Costello	6-0 256 SO/SQ
79	Brandon Olney	5-11 258 SR/2L

#### Right Guard

75	Cecil Wattree	6-4 299 JR/2L
78	Paul Reimann	6-4 280 FR/HS

#### Right Tackle

76	Josh Koerkenmeier	6-2 282 JR/2L
77	Jacob Bassett	6-5 315 JR/1L

#### Tight End

88	Scott Schoenfeld	6-3 257 SR/3L
32	Lance Claibourn	6-3 245 JR/TR

#### Wide Receiver

6	Sean Partridge	6-1 185 SO/1L
80	Shae Grosdidier	6-2 190 SR/2L

#### Wide Receiver

80	Shae Grosdidier	6-2 190 SR/2L
85	Curt Frazell	6-1 170 SR/SQ

#### H-Back

17	Zac Teske	6-4 235 SR/1L
26	Lucas Sullivan	6-0 235 SO/TR

#### Fullback

26	Lucas Sullivan	6-0 235 SO/TR
33	Steve Eurich	5-10 222 SR/1L

#### Running Back

20	Seville Ko	5-10 195 SO/1L
34	ElRay Henry	6-1 230 SR/1L

#### Quarterback

10	Ben Purkepile	6-3 210 SO/1L
5	Justin Whitworth	6-1 199 SR/3L

### DEFENSE

#### Defensive End

92	A.J. Franklin	6-3 270 JR/1L
90	Ryan Friederichs	6-3 251 SR/1L

#### Defensive Tackle

57	Angelo Webb	6-1 260 SO/TR
92	A.J. Franklin	6-3 270 JR/1L

#### Most Tackle

66	Matt McClain	6-3 295 SO/1L
99	Michael Nunley	6-4 290 FR/RS

#### Defensive End

3	Junis McDowell	6-2 230 JR/1L
96	Kaden Adams	6-2 248 SO/1L

#### Linebacker

18	Matt Demicoli	6-0 222 JR/1L
43	Eric Rondeau	6-1 231 SR/3L

#### Linebacker

56	Cade Armstrong	6-1 221 SR/3L
54	Mike LoPorto	5-11 225 SO/1L

#### Cornerback

1	Brandon Stibling	6-2 190 SR/3L
31	Travis Lee	5-10 185 FR/RS

#### Weakside Safety

25	Jaron Swafford	6-0 206 SR/2L
42	Jeff Hoag	5-8 175 JR/TR

#### Strong Safety

11	Justin Ewers	5-10 220 JR/TR
24	Katrel Larkins	6-1 205 FR/RS

#### Free Safety

9	Jake Richter	5-11 190 JR/2L
27	John Kosko	5-10 190 SO/TR

#### Cornerback

21	Emmanuel Howard	6-2 200 JR/1L
2	Alex Otoo	6-1 205 SO/TR

### SPECIAL TEAMS

#### Placekicker

22	Jeff Edwards	5-10 180 SR/1L
38	Johnny Torres	5-8 150 SO/1L

#### Punter

38	Johnny Torres	5-8 150 SO/1L
22	Jeff Edwards	5-10 180 SR/1L

#### Holder

5	Justin Whitworth	6-1 199 SR/3L
---	------------------	---------------

#### Longsnapper

56	Cade Armstrong	6-1 221 SR/3L
----	----------------	---------------

#### Punt Returner

13	Ryan Hulings	5-9 170 SR/3L
6	Sean Partridge	6-1 185 So/1L

#### Kickoff Return

13	Ryan Hulings	5-9 170 SR/3L
----	--------------	---------------





## 2006 Washburn Ichabod Football

## 2005 MIAA Champions

1	Chris Brown***	LB	5-10	200	Sr.	Kansas City, Mo./North Kansas City HS	54	Dan Schneider*	OL	6-0	283	Sr.	Topeka, Kan./Hayden HS/Butler County
2	Fletcher Terrell***	DB	6-1	190	Sr.	Minneapolis, Minn./St. Louis Park HS	55	Nick Bull***	OL	6-2	295	Sr.	Elkhorn, Neb./Elkhorn HS
3	Ra'Shawn Mosley**	RB	5-10	200	Jr.	San Antonio, Texas/Southwest HS	56	Aaron Hicks**	LB	6-0	227	Jr.	Olathe, Kan./Olathe North HS
4	Aaron Gardiner*	WR	5-11	195	Sr.	Kansas City, Mo./Upper Iowa/NKC HS	57	Grant Hajek	OL	6-2	275	RS-Fr.	Omaha, Neb./Millard North HS
5	Taurence Minikwu***	FB	6-0	230	Sr.	Miami, Fla./Hialeah-Miami HS	58	Jason Lybarger	LB	6-2	225	Fr.	Overland Park, Kan./Blue Valley West HS
6	Trent Hearn***	RB	6-1	225	Sr.	Lancaster, Texas/Lancaster HS	59	David Becker*	OL	6-2	293	So.	Omaha, Neb./Millard South HS
7	Drameagon Powers	WR	6-3	193	RS-Fr.	Elkhart, Texas/Elkhart HS	60	Joey Russell	OL	6-5	300	Jr.	Topeka, Kan./Highland CC/Hayden HS
8	Brad Cole	WR	6-2	190	RS-Fr.	Kansas City, Mo./Northern Iowa/NKC HS	61	David Boucher	LB	5-10	190	RS-Fr.	Smith Center, Kan./Smith Center HS
9	Tommy Mangino*	QB	5-11	185	Jr.	Lawrence, Kan./Lawrence HS	62	Andy Kavanaugh*	OL	6-3	294	So.	Lohrville, Iowa/Southern Cal HS
10	Jordan Brill**	QB	6-4	225	Jr.	Elkhorn, Neb./Elkhorn HS	63	Chris Durkin	LB	6-0	220	RS-Fr.	Eudora, Kan./Eudora HS
11	Jake Iverson	QB	6-4	210	Fr.	Lincoln, Neb./Lincoln Northstar HS	64	Eric Eisenbarth**	OL	6-2	285	Jr.	Holton, Kan./Holton HS
12	Cary Williams	DB	6-2	185	Jr.	Miami, Fla./Fordham University	65	Jeff Rickard**	OL	6-3	296	Jr.	Westminster, Colo./Standley Lake HS
13	Roy Sims*	DT	6-6	295	Sr.	San Benito, Calif./Gavilan College	67	Ty Lewis	OL	6-2	250	Fr.	Denver, Colo./Jefferson Academy
14	Steven Schuster*	DB	5-11	187	So.	Topeka, Kan./Hayden HS	68	Clayton Calder	LB	5-9	170	RS-Fr.	Olathe, Kan./Olathe South HS
15	Beau Wofford	QB	6-5	210	RS-Fr.	Independence, Mo./Truman HS	69	John Hattrup	LB	5-10	200	RS-Fr.	Wichita, Kan./Kapaun Mt. Carmel HS
16	Michael Wilhoite	FS	6-2	205	RS-Fr.	Topeka, Kan./Highland Park HS	70	Ted Hilger	OL	6-7	320	Jr.	Wichita, Kan./Coffeyville CC
17	Bruce Ringwood	LB	6-0	227	Jr.	Blue Springs, Mo./Kansas	71	Trent Stanley	OL	6-3	287	Jr.	Tecumseh, Kan./Coffeyville CC
18	Brandon Walker*	WR	6-1	205	So.	Garland, Texas/Lakeview HS	72	Cody Huenefeld***	DE	6-1	267	Sr.	Aurora, Neb./Aurora HS
19	Marquetis Burgess**	DB	5-11	185	Sr.	West Palm Beach, Fla./Palm Beach Lakes CHS	73	Bill Boyer	OL	6-4	320	Fr.	Lakewood, Colo./Green Mountain HS
20	Erin Beck**	FS	5-11	195	Jr.	Clafin, Kan./Clafin HS	74	David Demars	OL	6-4	275	Fr.	St. Marys, Kan./St. Marys HS
21	Trent Stepps	WR	5-10	190	Jr.	Fort Scott, Kan./Coffeyville CC	75	Ian Vistine	OL	6-6	295	Fr.	Blue Springs, Mo./Blue Springs HS
22	Aaron Neal***	LB	6-0	220	Sr.	Topeka, Kan./Butler County CC	76	Trey Lewis***	DT	6-3	290	Sr.	Topeka, Kan./Washburn Rural HS
23	Jarod Tetuan**	FS	5-11	198	Jr.	Topeka, Kan./Hayden HS	77	Ben Bianchino	DE	6-5	255	RS-Fr.	Overland Park, Kan./Blue Valley West HS
24	Henry Talley III**	LB	6-1	204	Jr.	Kansas City, Mo./Park Hill South HS	78	Josh Moller	OL	6-4	280	Fr.	Republic, Mo./Republic HS
26	Brody Schuler	WR	5-10	185	Fr.	Topeka, Kan./Hayden HS	79	Brian Strand	OL	6-4	306	Jr.	Venango, Neb./Nebraska Wesleyan
28	Josh Torrez	RB	6-0	195	Fr.	Topeka, Kan./Hayden HS	80	Mitch Birt*	DE	6-2	255	So.	Omaha, Neb./Millard North HS
29	Jake Forck*	DB	6-0	181	So.	Paola, Kan./Paola HS	81	Jake Lebahn**	WR	6-4	215	Jr.	Salina, Kan./Salina Central HS
30	Aaron Harvey	RB	5-10	180	Fr.	Kansas City, Mo./North Kansas City HS	82	Joe Hastings	WR	6-0	175	RS-Fr.	Wichita, Kan./Bishop Carroll HS
31	Terrence Lowe	RB	5-8	170	Fr.	Alamogordo, N.M./Alamogordo HS	83	Sam Sissom***	WR	6-0	195	Sr.	Kansas City, Mo./Winnemoka HS
32	James Martin***	TE	6-2	252	Jr.	Topeka, Kan./Hayden HS	85	Mark Scott*	TE	6-2	235	So.	Lenexa, Kan./Shawnee Mission West HS
33	Adam Ewy**	FS	6-1	201	Jr.	Maize, Kan./Maize HS/Cowley County	86	Conner Sabel***	PK	6-2	180	Sr.	Topeka, Kan./Hayden HS
35	Ben Boswell***	P	6-0	179	Sr.	Lenexa, Kan./Shawnee Mission West HS	87	Cameron Knox	TE	6-2	255	Fr.	Minneapolis, Kan./Minneapolis HS
36	Ray Trice	LB	6-1	188	Fr.	Kansas City, Mo./Park Hill South HS	88	Ben Ramsey	TE	6-2	244	Jr.	Scott City, Kan./Troy
37	Michael Krajicek	LB	6-0	220	RS-Fr.	Gretna, Neb./Gretna HS	89	Matt Brown	WR	5-11	181	Sr.	St. Louis, Mo./Seckman HS
38	Damian Brackenbury	FB	5-10	227	Jr.	Holton, Kan./Holton HS/Garden City CC	90	Eric Lawrence*	DE	6-2	255	So.	Belleglade, Fla./Glades Central Comm. HS
39	Bryce Trumpp	FB	5-10	190	RS-Fr.	Palco, Kan./Palco HS	91	Josh Larsen	DE	6-1	220	RS-Fr.	Gretna, Neb./Gretna HS
40	Ben Muir	LB	6-2	225	RS-Fr.	Belton, Mo./Belton HS	92	Justin Knutzen	TE	6-3	230	So.	Stilwell, Kan./Blue Valley HS
41	Taylor Bauer	LB	5-10	185	So.	Olathe, Kan./Olathe East HS	93	Chris Ketter	DE	6-3	220	Fr.	Lecompton, Kan./Lecompton HS
42	Luke Schuckman	LB	5-11	205	Fr.	Wichita, Kan./Bishop Carroll HS	94	Dustin Moyer*	DE	6-2	252	So.	Eudora, Kan./Eudora HS
43	Zach Watkins	LB	6-0	220	RS-Fr.	Independence, Mo./Truman HS	95	Terek Wisinger	DE	6-3	225	Fr.	Cheney, Kan./Cheney HS
44	Sam Tossie	LB	6-2	250	Jr.	Hutchinson, Kan./Hutchinson HS/Idaho	96	Brandon Jackson	DE	6-2	275	RS-Fr.	Kansas City, Mo./Liberty HS
46	Brad Haug	FB	5-10	207	RS-Fr.	Seneca, Kan./B&B Baileyville HS	97	Tim Banke	DT	6-5	275	Fr.	Omaha, Neb./Skutt Catholic HS
47	Ryan Hawthorne	FB	6-1	220	RS-Fr.	Minden, Neb./Minden HS	98	Zach Hemmerling***	DE	6-5	279	Sr.	Hutchinson, Kan./Hutchinson HS
48	Nathan Gaswick	LB	6-1	180	RS-Fr.	Imperial, Neb./Chase County HS	99	Brett Payne	DT	6-3	275	Fr.	Amarillo, Texas/Russell HS
49	Jeremy Assal**	FB	5-9	200	Jr.	Overland Park, Kan./Blue Valley NW HS							
50	Erik Thomas	OL	6-1	285	Jr.	Garden City, Kan./Garden City CC							
52	D.J. Frommoethelydo	DL	6-2	265	Jr.	San Ramon, Calif./Diablo Valley							
53	Thadd Taylor	OL	6-3	275	Fr.	Topeka, Kan./Seaman HS							



## 2006 Washburn Ichabod Football

## 2005 MIAA Champions

### 2006 Results (4-4, 3-3 MIAA)

Date	Opponent	Score	Time	Attend
Sep 03	Colorado Mines	W 41-21	2:35	6156
Sep 09	at Western Washington	L 13-16	2:34	1800
Sep 16	at No. 19 Central Missouri*	W 14-10	2:29	9970
Sep 23	at Fort Hays State*	W 37-7	2:42	2468
Sep 30	Southwest Baptist*	W 56-23	3:01	6527
Oct 07	at No. 11 Pittsburg State*	L 14-29	2:55	8577
Oct 14	No. 2 Northwest Missouri*	L 26-31	2:35	6103
Oct 21	at Truman State*	L 7-21	2:14	2500

\*MIAA Game

### Team Statistics

	WU	OPP
SCORING	208	158
Points Per Game	26.0	19.8
FIRST DOWNS	121	136
Rushing	58	48
Passing	58	77
Penalty	5	11
RUSHING YARDAGE	1226	922
Yards gained rushing	1424	1174
Yards lost rushing	198	252
Rushing Attempts	299	284
Average Per Rush	4.1	3.2
Average Per Game	153.2	115.2
TDs Rushing	16	7
PASSING YARDAGE	1477	1672
Att-Comp-Int	166-88-8	228-133-11
Average Per Pass	8.9	7.3
Average Per Catch	16.8	12.6
Average Per Game	184.6	209.0
TDs Passing	11	11
TOTAL OFFENSE	2703	2594
Total Plays	465	512
Average Per Play	5.8	5.1
Average Per Game	337.9	324.2
KICK RETURNS: #-YARDS	28-625	28-652
PUNT RETURNS: #-YARDS	21-159	12-85
INT RETURNS: #-YARDS	11-92	8-84
KICK RETURN AVERAGE	22.3	23.3
PUNT RETURN AVERAGE	7.6	7.1
INT RETURN AVERAGE	8.4	10.5
FUMBLES-LOST	17-10	7-3
PENALTIES-YARDS	56-475	35-295
Average Per Game	59.4	36.9
PUNTS-YARDS	40-1456	44-1363
Average Per Punt	36.4	31.0
Net punt average	33.3	26.5
TIME OF POSSESSION/GAME	27:44	32:16
3RD-DOWN CONVERSIONS	38/99	39/112
3rd-Down Pct	38%	35%
4TH-DOWN CONVERSIONS	3/7	7/15
4th-Down Pct	43%	47%
SACKS BY-YARDS	20-137	12-77
MISC YARDS	0	0
TOUCHDOWNS SCORED	29	19
FIELD GOALS-ATTEMPTS	3-6	9-12
ON-SIDE KICKS	0-0	0-0
RED-ZONE SCORES	22-29 76%	19-26 73%
RED-ZONE TOUCHDOWNS	20-29 69%	13-26 50%
PAT-ATTEMPTS	25-26 96%	15-17 88%
ATTENDANCE	19392	25315
Games/Avg Per Game	3/6464	5/5063

SCORE BY QUARTERS	1st	2nd	3rd	4th	OT	Total
Washburn	58	45	61	44	-	208
Opponents	33	55	28	42	-	158

### Offensive Statistics

Rushing	GP	Att	Gain	Loss	Net	Avg	TD	Long	Avg/G
Mosley,Ra'Shawn	6	81	599	28	571	7.0	6	53	95.2
Hearn,Trent	8	109	424	29	395	3.6	7	28	49.4
Walker,Brandon	8	67	278	29	249	3.7	3	18	31.1
Cole,Brad	6	9	46	1	45	5.0	0	23	7.5
Haug,Brad	5	4	23	0	23	5.8	0	9	4.6
Gardiner,Aaron	7	1	12	0	12	12.0	0	12	1.7
Wofford,Beau	4	3	6	0	6	2.0	0	4	1.5
Kavanaugh,Andy	7	0	5	0	5	0.0	0	0	0.7
Brackenbury,Damian	6	1	3	0	3	3.0	0	3	0.5
Minikwu,Taurence	8	1	2	0	2	2.0	0	2	0.2
Mangino,Tommy	1	1	0	3	-3	-3.0	0	0	-3.0
TEAM	6	5	0	27	-27	-5.4	0	0	-4.5
Brill,Jordan	6	17	26	81	-55	-3.2	0	11	-9.2
Total.....	8	299	1424	198	1226	4.1	16	53	153.2
Opponents.....	8	284	1174	252	922	3.2	7	41	115.2

PASSING	G	Effic	Att-Cmp-Int	Pct	Yds	TD	Lng	Avg/G
Brill,Jordan	6	158.05	79-137-6	57.7	1348	11	74	224.7
Wofford,Beau	4	60.87	8-22-1	36.4	88	0	34	22.0
Mangino,Tommy	1	222.20	1-2-0	50.0	41	0	41	41.0
Walker,Brandon	8	100.00	0-2-1	0.0	0	0	0	0.0
Sissom,Sam	8	0.00	0-1-0	0.0	0	0	0	0.0
TEAM	6	0.00	0-1-0	0.0	0	0	0	0.0
Mosley,Ra'Shawn	6	0.00	0-1-0	0.0	0	0	0	0.0
Total.....	8	139.98	88-166-8	53.0	1477	11	74	184.6
Opponents.....	8	126.21	133-228-11	58.3	1672	11	83	209.0

RECEIVING	G	No.	Yds	Avg	TD	Long	Avg/G
Sissom,Sam	8	29	536	18.5	3	74	67.0
Gardiner,Aaron	7	19	358	18.8	2	49	51.1
Lebahn,Jake	8	11	207	18.8	2	40	25.9
Hearn,Trent	8	8	94	11.8	1	49	11.8
Ramsey,Ben	8	7	92	13.1	3	52	11.5
Powers,Drameagon	4	4	45	11.2	0	26	11.2
Minikwu,Taurence	8	3	14	4.7	0	6	1.8
Martin,James	7	2	61	30.5	0	53	8.7
Walker,Brandon	8	2	18	9.0	0	12	2.2
Mosley,Ra'Shawn	6	2	11	5.5	0	6	1.8
Brown,Matt	1	1	41	41.0	0	41	41.0
Total.....	8	88	1477	16.8	11	74	184.6
Opponents.....	8	133	1672	12.6	11	83	209.0

PUNT RETURNS	No.	Yds	Avg	TD	Long
Sissom,Sam	16	124	7.8	0	36
Tetuan,Jarod	4	20	5.0	0	9
Martin,James	1	15	15.0	0	15
Total.....	21	159	7.6	0	36
Opponents.....	12	85	7.1	0	21

INTERCEPTIONS	No.	Yds	Avg	TD	Long
Williams,Cary	3	10	3.3	0	10
Terrell,Fletcher	2	0	0.0	0	0
Tetuan,Jarod	2	0	0.0	0	0
Gaswick,Nathan	1	0	0.0	0	0
Ewy,Adam	1	4	4.0	0	4
Neal,Aaron	1	74	74.0	1	74
Krajicek,Michael	1	4	4.0	0	4
Total.....	11	92	8.4	1	74
Opponents.....	8	84	10.5	0	24





## 2006 Washburn Ichabod Football

## 2005 MIAA Champions

KICK RETURNS	No.	Yds	Avg	TD	Long
Terrell, Fletcher	13	352	27.1	0	55
Williams, Cary	8	175	21.9	0	29
Gardiner, Aaron	3	83	27.7	0	39
Wilhoite, Michael	2	0	0.0	0	0
Martin, James	1	-1	-1.0	0	0
Burgess, Marquetis	1	16	16.0	0	16
Total.....	28	625	22.3	0	55
Opponents.....	28	652	23.3	0	50

FUMBLE RETURNS	No.	Yds	Avg	TD	Long
Watkins, Zach	1	72	72.0	1	72
Total.....	1	72	72.0	1	72
Opponents.....	0	0	0.0	0	0

SCORING	TD	FGs	PAT Kick	PAT Rush	PAT Rcv	PAT Pass	Saf	PTS
Hearn, Trent	8	0-0	0-0	0-0	0	0-0	0	48
Mosley, Ra'Shawn	6	0-0	0-0	0-0	0	0-0	0	36
Sabel, Connor	0	3-6	25-26	0-0	0	0-0	0	34
Ramsey, Ben	3	0-0	0-0	0-0	0	0-0	0	18
Walker, Brandon	3	0-0	0-0	0-0	0	0-0	0	18
Sissom, Sam	3	0-0	0-0	0-0	0	0-0	0	18
Lebahn, Jake	2	0-0	0-0	0-0	0	0-0	0	12
Gardiner, Aaron	2	0-0	0-0	0-0	0	0-0	0	12
Watkins, Zach	1	0-0	0-0	0-0	0	0-0	0	6
Neal, Aaron	1	0-0	0-0	0-0	0	0-0	0	6
Tetuan, Jarod	0	0-0	0-0	0-1	0	0-2	0	0
Total.....	29	3-6	25-26	0-1	0	0-2	0	208
Opponents.....	19	9-12	15-17	0-0	1	1-2	0	158

TOTAL OFFENSE	G	Plays	Rush	Pass	Total	Avg/G
Brill, Jordan	6	154	-55	1348	1293	215.5
Mosley, Ra'Shawn	6	82	571	0	571	95.2
Hearn, Trent	8	109	395	0	395	49.4
Walker, Brandon	8	69	249	0	249	31.1
Wofford, Beau	4	25	6	88	94	23.5
Cole, Brad	6	9	45	0	45	7.5
Mangino, Tommy	1	3	-3	41	38	38.0
Haug, Brad	5	4	23	0	23	4.6
Gardiner, Aaron	7	1	12	0	12	1.7
Kavanaugh, Andy	7	0	5	0	5	0.7
Brackenbury, Damian	6	1	3	0	3	0.5
Minikwu, Taurence	8	1	2	0	2	0.2
TEAM	6	6	-27	0	-27	-4.5
Total.....	8	465	1226	1477	2703	337.9
Opponents.....	8	512	922	1672	2594	324.2

ALL PURPOSE	G	Rush	Rec	PR	KOR	IR	Tot	Avg/G
Sissom, Sam	8	0	536	124	0	0	660	82.5
Mosley, Ra'Shawn	6	571	11	0	0	0	582	97.0
Hearn, Trent	8	395	94	0	0	0	489	61.1
Gardiner, Aaron	7	12	358	0	83	0	453	64.7
Terrell, Fletcher	8	0	0	0	352	0	352	44.0
Walker, Brandon	8	249	18	0	0	0	267	33.4
Lebahn, Jake	8	0	207	0	0	0	207	25.9
Williams, Cary	8	0	0	0	175	10	185	23.1
Ramsey, Ben	8	0	92	0	0	0	92	11.5
Martin, James	7	0	61	15	-1	0	75	10.7
Neal, Aaron	8	0	0	0	0	74	74	9.2
Cole, Brad	6	45	0	0	0	0	45	7.5
Powers, Drameagon	4	0	45	0	0	0	45	11.2
Brown, Matt	1	0	41	0	0	0	41	41.0
Haug, Brad	5	23	0	0	0	0	23	4.6
Tetuan, Jarod	8	0	0	20	0	0	20	2.5
Minikwu, Taurence	8	2	14	0	0	0	16	2.0
Burgess, Marquetis	6	0	0	0	16	0	16	2.7
Wofford, Beau	4	6	0	0	0	0	6	1.5
Kavanaugh, Andy	7	5	0	0	0	0	5	0.7
Krajicek, Michael	8	0	0	0	0	4	4	0.5
Ewy, Adam	8	0	0	0	0	4	4	0.5
Brackenbury, Damian	6	3	0	0	0	0	3	0.5
Total.....	8	1226	1477	159	625	92	3579	447.4
Opponents.....	8	922	1672	85	652	84	3415	426.9

PUNTING	No.	Yds	Avg	Long	TB	FC	I20	Blkd
Boswell, Ben	39	1427	36.6	70	2	9	14	0
TEAM	1	29	29.0	29	0	0	0	1
Total.....	40	1456	36.4	70	2	9	14	1
Opponents.....	44	1363	31.0	48	2	8	9	1

KICKOFFS	No.	Yds	Avg	TB	OB	Retn	Net	YdLn
Sabel, Connor	41	2289	55.8	8	2			
Total.....	41	2289	55.8	8	2	652	36.0	28
Opponents.....	35	2069	59.1	5	2	625	38.4	26

FIELD GOALS	FGM-FGA	Pct	01-19	20-29	30-39	40-49	50+	Lng	Blk
Sabel, Connor	3-6	50.0	0-0	1-1	2-4	0-1	0-0	38	0

FG SEQUENCE	Washburn	OPPONENTS
Colorado Mines	(36),(38)	-
Western Washington	35	(24),(33),(40)
Central Missouri	-	17,(44)
Fort Hays State	(25),36	-
Southwest Baptist	48	(29)
Pittsburg State	-	(27),(26),31,(38)
Northwest Missouri	-	38,(40)
Truman	-	-

### Defensive Statistics

	GP	UT	AT	TT	TFL	Sacks	Int-Yds	PD	QBH	FR-Yds	FFBLK	Saf
Watkins, Zach	8	30	36	66	9-18	2-10	.	.	.	2-72	.	.
Tetuan, Jarod	8	30	20	50	1-1	.	2-0	3	.	.	.	.
Neal, Aaron	8	25	20	45	8-24	3-18	1-74	.	.	.	1	.
Lewis, Trey	8	16	27	43	8-21	2-13	.	1	1	.	1	1
Ringwood, Bruce	19	19	38	8-26	3-21	.	.	.	.	.	1	.
Krajicek, Michael	16	22	38	3-8	1-4	1-4	1	.	.	.	.	.
Terrell, Fletcher	8	19	10	29	1-8	.	2-0	3	.	1-0	.	.
Williams, Cary	8	22	6	28	1-2	.	3-10	3	.	.	.	.
Ewy, Adam	8	12	12	24	4-23	1-10	1-4	1	.	.	1	.
Birt, Mitch	7	11	11	22	4-13	1-10	.	1	.	.	.	.
Sims, Roy	8	8	14	22	7-8	1-3	.	.	.	.	.	1
Hicks, Aaron	8	7	13	20	1-0	.	.	1	.	.	1	.
Lawrence, Eric	8	15	5	20	9-44	4-14	.	3	1	.	.	.
Brown, Chris	7	6	11	17	3-5	2-2	.	5	.	.	.	.
Beck, Erin	7	4	11	15	.	.	.	.	.	.	.	.
Jackson, Brandon	7	4	7	11	4-8	2-5	.	.	.	.	.	.
Tossie, Sam	5	6	5	11	1-1	.	.	.	.	.	.	.
Huenefeld, Cody	7	2	7	9	5-16	1-10	.	.	.	.	.	.
Moyer, Dustin	8	5	3	8	4-10	2-9	.	.	.	.	.	.
Wilhoite, Michael	4	2	6	.	.	.	.	.	.	.	.	.
Talley, Henry	7	2	4	6	1-0	.	.	1	.	.	.	.
Gaswick, Nathan	4	2	2	4	.	.	1-0	.	.	.	.	.
Burgess, Marquetis	6	3	1	4	.	.	.	1	.	.	.	.
Martin, James	7	2	2	4	.	.	.	.	.	.	.	.
Bianchino, Ben	5	2	1	3	2-8	1-8	.	.	.	.	.	.
Sissom, Sam	8	3	.	3	.	.	.	.	.	.	.	.
Cole, Brad	6	3	.	3	.	.	.	.	.	.	.	.
Lebahn, Jake	8	3	.	3	.	.	.	.	.	.	.	.
Forck, Jake	4	1	1	2	.	.	.	.	.	.	.	.
Haug, Brad	5	1	1	2	.	.	.	.	.	.	.	.
Kavanaugh, Andy	7	1	.	1	.	.	.	.	.	.	.	.
Trumpp, Bryce	1	1	.	1	.	.	.	.	.	.	.	.
Moller, Josh	1	1	.	1	.	.	.	.	.	.	.	.
Sabel, Connor	8	1	.	1	.	.	.	.	.	.	.	.
Ramsey, Ben	8	1	.	1	.	.	.	.	.	.	.	.
Frommoethlydo, D.J.	1	1	1	1	.	.	.	.	.	.	.	.
Wofford, Beau	4	1	.	1	.	.	.	.	.	.	.	.
Eisenbarth, Eric	8	1	.	1	.	.	.	.	.	.	.	.
TEAM	6	.	.	.	.	.	.	.	.	.	1	.
Total.....	8	290	274	564	84-244	20-137	11-92	24	2	3-72	5	3
Opponents.....	8	277	194	471	46-160	12-77	8-84	23	.	10-30	10	1



	No-Yds/TD	CSM	WUU	UCM	FHSU	SBU	PSU	NWMSU	TSU	ESU	MSSU	MWSU
Mosley,Ra'Shawn	81-571/6	DNP	DNP	11-77/0	13-63/1	15-193/2	15-97/1	10-94/1	17-47/1			
Hearn,Trent	109-395/7	22-99/0	22-68/1	13-46/2	10-23/0	6-51/2	8-23/0	12-33/2	16-52/0			
Walker,Brandon	67-249/3	7-19/0	4-7/0	5-26/0	6-21/1	20-105/2	4-11/0	7-21/0	14-39/0			
Cole,Brad	9-45/0	5-29/0	DNP	-	-	-	DNP	-	4-16/0			
Haug,Brad	4-23/0	DNP	DNP	-	1-4/0	3-19/0	-	-	DNP			
Gardiner,Aaron	1-12/0	-	1-12/0	DNP	-	-	-	-	-			
Wofford,Beau	3-6/0	DNP	DNP	DNP	1-4/0	-	DNP	-	2-2/0			
Brackenbury,Dam	1-3/0	-	DNP	-	1-3/0	-	-	-	DNP			
Minikwu,Taurenc	1-2/0	1-2/0	-	-	-	-	-	-	-			
Mangino,Tommy	1--3/0	DNP	DNP	DNP	DNP	1--3/0	DNP	DNP	DNP			
TEAM	5--27/0	DNP	DNP	3--3/0	-	-	-	-	2--24/0			
Brill,Jordan	17--55/0	4--27/0	3--3/0	4--8/0	2-1/0	1--8/0	3--10/0	DNP	DNP			

	No-Yds/D	CSM	WWU	UCM	FHSU	SBU	PSU	NWMSU	TSU	ESU	MSSU	MWSU
Sissom,Sam	29-536/3	4-93/1	7-214/0	4-28/0	5-63/1	3-71/1	4-55/0	2-12/0	-			
Gardiner,Aaron	19-358/2	6-128/2	4-89/0	DNP	-	2-29/0	2-40/0	3-57/0	2-15/0			
Lebahn,Jake	11-207/2	3-55/1	2-20/0	3-66/0	2-55/1	-	1-11/0	-	-			
Hearn,Trent	8-94/1	1-8/0	-	-	1-4/0	-	5-78/1	-	1-4/0			
Ramsey,Ben	7-92/3	1-3/1	1-3/1	-	4-34/1	1-52/0	-	-	-			
Martin,James	2-61/0	-	-	-	-	2-61/0	-	-	DNP			
Powers,Drameago	4-45/0	DNP	DNP	1-6/0	-	2-33/0	1-6/0	DNP	DNP			
Brown,Matt	1-41/0	DNP	DNP	DNP	DNP	1-41/0	DNP	DNP	DNP			
Walker,Brandon	2-18/0	1-12/0	-	1-6/0	-	-	-	-	-			
Minikwu,Taurenc	3-14/0	2-10/0	1-4/0	-	-	-	-	-	-			
Mosley,Ra'Shawn	2-11/0	DNP	DNP	1-5/0	1-6/0	-	-	-	-			

#10 Brill, Jordan	Att	Comp	Int	Pct	Yards	TD	Long	Sack	Yds	Effic
Colorado Mines	27	18	0	66.7	309	5	49	3	28	223.9
Western Washington	29	15	2	51.7	330	1	74	2	12	144.9
Central Missouri	18	10	0	55.6	111	0	31	3	19	107.4
Fort Hays State	24	13	0	54.2	162	3	40	0	0	152.1
Southwest Baptist	16	10	1	62.5	246	1	53	1	8	199.8
Pittsburg State	23	13	3	56.5	190	1	49	3	10	114.2
TOTALS	137	79	6	57.7	1348	11	74	12	77	158.1

#9 Mangino, Tommy	Att	Comp	Int	Pct	Yards	TD	Long	Sack	Yds	Effic
Southwest Baptist	2	1	0	50.0	41	0	41	0	0	222.2
TOTALS	2	1	0	50.0	41	0	41	0	0	222.2

#15 Wofford, Beau	Att	Comp	Int	Pct	Yards	TD	Long	Sack	Yds	Effic
Fort Hays State	2	0	0	0.0	0	0	0	0	0	0.0
Southwest Baptist	1	0	0	0.0	0	0	0	0	0	0.0
Northwest Missouri	12	5	0	41.7	69	0	34	0	0	90.0
Truman	7	3	1	42.9	19	0	14	0	0	37.1
TOTALS	22	8	1	36.4	88	0	34	0	0	60.9

	No-Yds	CSM	WWU	UCM	FHSU	SBU	PSU	NWMSU	TSU	ESU	MSSU	MWSU
Sissom,Sam	16-124	1-36	1-6	1-1	6-33	2-10	-	1-27	4-11			
Tetuan,Jarod	4-20	1-2	1-4	-	1-5	-	-	-	1-9			
Martin,James	1-15	-	-	-	1-15	-	-	-	-			

	No-Yds	CSM	WWU	UCM	FHSU	SBU	PSU	NWMSU	TSU	ESU	MSSU	MWSU
Terrell,Fletche	13-352	2-39	2-31	1-26	1-32	4-125	2-69	-	1-30			
Williams,Cary	8-175	1-24	-	1-9	-	-	2-45	3-78	1-19			
Gardiner,Aaron	3-83	-	-	DNP	-	-	2-62	1-21	-			
Burgess,Marquet	1-16	-	DNP	-	-	1-16	-	-	DNP			
Wilhoite,Michae	2-0	DNP	DNP	-	-	-	-	-	2-0			
Martin,James	1--1	1--1	-	-	-	-	-	-	DNP			

[illegible]



## 2006 Washburn Ichabod Football

## 2005 MIAA Champions

### Game By Game Sacks

	UA-A	TOT	CSM	WWU	UCM	FHSU	SBU	PSU	NWMSU	TSU	ESU	MSSU	MWSU
Lawrence,Eric	2-2	4	1-7	1-0	1-3	-	1-4	-	-	-	-	-	-
Neal,Aaron	2-1	3	1-2	1-7	-	-	1-9	-	-	-	-	-	-
Ringwood,Bruce	2-1	3	-	-	-	1-6	-	-	2-15	-	-	-	-
Jackson,Brandon	0-2	2	-	DNP	1-3	1-2	-	-	-	-	-	-	-
Moyer,Dustin	2-0	2	-	1-5	-	-	1-4	-	-	-	-	-	-
Brown,Chris	1-1	2	-	-	-	1-1	1-1	-	-	-	DNP	-	-
Lewis,Trey	2-0	2	-	1-8	-	-	-	1-5	-	-	-	-	-
Watkins,Zach	1-1	2	-	1-5	-	-	-	-	1-5	-	-	-	-
Birt,Mitch	1-0	1	-	DNP	1-10	-	-	-	-	-	-	-	-
Ewy,Adam	1-0	1	-	-	-	-	-	-	1-10	-	-	-	-
Krajicek,Michae	0-1	1	-	-	-	-	1-4	-	-	-	-	-	-
Sims,Roy	0-1	1	1-3	-	-	-	-	-	-	-	-	-	-
Huenefeld,Cody	1-0	1	-	DNP	1-10	-	-	-	-	-	-	-	-
Bianchino,Ben	1-0	1	-	DNP	-	1-8	-	DNP	DNP	-	-	-	-

### Game By Game Tackles for Loss

	UA-A	TOT	CSM	WWU	UCM	FHSU	SBU	PSU	NWMSU	TSU	ESU	MSSU	MWSU
Lawrence,Eric	6-3	9	2-10	1-1	1-3	-	1-4	1-3	2-22	1-1	-	-	-
Watkins,Zach	3-6	9	1-3	1-5	3-3	-	1-1	1-1	2-5	-	-	-	-
Ringwood,Bruce	5-3	8	-	-	-	1-6	1-0	-	5-18	1-2	-	-	-
Neal,Aaron	4-4	8	2-3	2-9	-	-	1-9	1-1	2-2	-	-	-	-
Lewis,Trey	3-5	8	1-2	2-11	-	2-1	-	2-6	1-1	-	-	-	-
Sims,Roy	1-6	7	1-3	-	1-1	1-1	1-1	2-0	1-2	-	-	-	-
Huenefeld,Cody	1-4	5	1-2	DNP	1-10	1-1	-	-	1-1	1-2	-	-	-
Birt,Mitch	1-3	4	-	DNP	1-10	1-1	-	-	1-1	1-1	-	-	-
Moyer,Dustin	3-1	4	-	1-5	-	1-0	1-4	-	-	1-1	-	-	-
Ewy,Adam	4-0	4	-	2-8	-	-	1-5	-	1-10	-	-	-	-
Jackson,Brandon	0-4	4	-	DNP	2-4	1-2	-	-	-	-	-	-	-
Krajicek,Michae	1-2	3	-	-	-	-	1-4	1-0	-	1-4	-	-	-
Brown,Chris	1-2	3	-	-	-	1-1	2-4	-	-	DNP	-	-	-
Bianchino,Ben	1-1	2	-	DNP	1-0	1-8	-	DNP	DNP	-	-	-	-
Hicks,Aaron	0-1	1	-	-	1-0	-	-	-	-	-	-	-	-
Williams,Cary	1-0	1	-	1-2	-	-	-	-	-	-	-	-	-
Talley,Henry	0-1	1	-	DNP	-	-	1-0	-	-	-	-	-	-
Tossie,Sam	1-0	1	DNP	DNP	-	-	1-1	-	DNP	-	-	-	-
Terrell,Fletche	1-0	1	-	-	-	-	1-8	-	-	-	-	-	-
Tetuan,Jarod	1-0	1	-	-	-	-	-	-	-	1-1	-	-	-

### Game By Game Tackles - Leaders

	UA-A	TOT	CSM	WWU	UCM	FHSU	SBU	PSU	NWMSU	TSU	ESU	MSSU	MWSU
Watkins,Zach	30-36	66	6-5	3-3	6-5	4-4	3-3	2-6	2-9	4-1	-	-	-
Tetuan,Jarod	30-20	50	3-5	4-4	3-3	5-2	-	2-2	6-3	7-1	-	-	-
Neal,Aaron	25-20	45	5-4	5-0	2-1	1-3	5-1	3-3	4-8	-	-	-	-
Lewis,Trey	16-27	43	1-3	3-1	1-4	2-6	2-3	3-6	2-2	2-2	-	-	-
Krajicek,Michae	16-22	38	1-3	1-5	3-3	2-2	2-2	0-6	4-0	3-1	-	-	-
Ringwood,Bruce	19-19	38	1-3	2-1	1-1	1-3	2-3	3-3	7-5	2-0	-	-	-
Terrell,Fletche	19-10	29	4-2	0-3	2-3	3-0	3-0	2-1	4-1	1-0	-	-	-
Williams,Cary	22-6	28	1-0	3-3	3-1	1-0	1-1	7-1	3-0	3-0	-	-	-
Ewy,Adam	12-12	24	0-3	3-1	2-1	1-0	2-0	0-3	2-1	2-3	-	-	-
Sims,Roy	8-14	22	1-4	4-0	1-2	0-2	0-2	0-4	2-0	-	-	-	-
Birt,Mitch	11-11	22	1-1	DNP	1-0	0-4	1-0	1-1	2-3	5-2	-	-	-
Hicks,Aaron	7-13	20	1-5	-	2-4	-	2-0	1-2	1-1	0-1	-	-	-
Lawrence,Eric	15-5	20	2-1	6-0	1-1	-	1-1	1-1	2-1	2-0	-	-	-
Brown,Chris	6-11	17	1-1	0-1	1-4	1-2	2-2	1-1	-	DNP	-	-	-
Beck,Erin	4-11	15	0-3	DNP	0-1	-	1-3	2-3	1-1	-	-	-	-
Tossie,Sam	6-5	11	DNP	DNP	-	2-1	4-1	0-3	DNP	-	-	-	-
Jackson,Brandon	4-7	11	-	DNP	2-3	2-2	0-1	0-1	-	-	-	-	-

### All Purpose Yards - Leaders

	TOT	CSM	WWU	UCM	FHSU	SBU	PSU	NWMSU	TSU	ESU	MSSU	MWSU
Sissom,Sam	660	129	220	29	96	81	55	39	11	-	-	-
Mosley,Ra'Shawn	582	DNP	DNP	82	69	193	97	94	47	-	-	-
Hearn,Trent	489	107	68	46	27	51	101	33	56	-	-	-
Gardiner,Aaron	453	128	101	DNP	-	29	102	78	15	-	-	-
Terrell,Fletche	352	39	31	26	32	125	69	-	30	-	-	-
Walker,Brandon	267	31	7	32	21	105	11	21	39	-	-	-
Lebahn,Jake	207	55	20	66	55	-	11	-	-	-	-	-
Williams,Cary	185	34	-	9	-	-	45	78	19	-	-	-
Ramsey,Ben	92	3	3	-	34	52	-	-	-	-	-	-
Martin,James	75	-1	-	-	15	61	-	-	DNP	-	-	-
Neal,Aaron	74	-	-	-	-	74	-	-	-	-	-	-
Powers,Drameago	45	DNP	DNP	6	-	33	6	DNP	DNP	-	-	-
Cole,Brad	45	29	DNP	-	-	-	DNP	-	16	-	-	-
Brown,Matt	41	DNP	DNP	DNP	DNP	41	DNP	DNP	DNP	-	-	-
Haug,Brad	23	DNP	DNP	-	4	19	-	-	DNP	-	-	-





## 2006 Washburn Ichabod Football

## 2005 MIAA Champions

### Washburn Individual Highs

Rushes	22	Hearn,Trent vs Colorado Mines (Sep 02, 2006)
		Hearn,Trent at Western Washington (Sep 09, 2006)
Yards Rushing	193	Mosley,Ra'Shawn vs Southwest Baptist (Sep 30, 2006)
TD Rushes	2	Hearn,Trent at Central Missouri (Sep 16, 2006)
		Hearn,Trent vs Southwest Baptist (Sep 30, 2006)
		Walker,Brandon vs Southwest Baptist (Sep 30, 2006)
		Mosley,Ra'Shawn vs Southwest Baptist (Sep 30, 2006)
		Hearn,Trent vs Northwest Missouri (Oct 14, 2006)
Long Rush	53	Mosley,Ra'Shawn vs Northwest Missouri (Oct 14, 2006)
Pass attempts	29	Brill,Jordan at Western Washington (Sep 09, 2006)
Pass completions	18	Brill,Jordan vs Colorado Mines (Sep 02, 2006)
Yards Passing	330	Brill,Jordan at Western Washington (Sep 09, 2006)
TD Passes	5	Brill,Jordan vs Colorado Mines (Sep 02, 2006)
Long Pass	74	Brill,Jordan at Western Washington (Sep 09, 2006)
Receptions	7	Sissom,Sam at Western Washington (Sep 09, 2006)
Yards Receiving	214	Sissom,Sam at Western Washington (Sep 09, 2006)
TD Receptions	2	Gardiner,Aaron vs Colorado Mines (Sep 02, 2006)
Long Reception	74	Sissom,Sam at Western Washington (Sep 09, 2006)
Field Goals	2	Sabel,Connor vs Colorado Mines (Sep 02, 2006)
Long Field Goal	38	Sabel,Connor vs Colorado Mines (Sep 02, 2006)
Punts	7	Boswell,Ben at Central Missouri (Sep 16, 2006)
Punting Avg	42.1	Boswell,Ben at Central Missouri (Sep 16, 2006)
Long Punt	70	Boswell,Ben at Central Missouri (Sep 16, 2006)
Long Punt Return	36	Sissom,Sam vs Colorado Mines (Sep 02, 2006)
Long Kickoff Return	55	Terrell,Fletcher at Pittsburg State (Oct 07, 2006)
Tackles	12	Ringwood,Bruce vs Northwest Missouri (Oct 14, 2006)
		Neal,Aaron vs Northwest Missouri (Oct 14, 2006)
Sacks	2.0	Ringwood,Bruce vs Northwest Missouri (Oct 14, 2006)
Tackles For Loss	5.0	Ringwood,Bruce vs Northwest Missouri (Oct 14, 2006)
Interceptions	2	Williams,Cary vs Colorado Mines (Sep 02, 2006)

### Washburn Team Highs

Rushes	55	at Truman (Oct 21, 2006)
Yards Rushing	357	vs Southwest Baptist (Sep 30, 2006)
Yards Per Rush	7.8	vs Southwest Baptist (Sep 30, 2006)
TD Rushes	6	vs Southwest Baptist (Sep 30, 2006)
Pass attempts	29	at Western Washington (Sep 09, 2006)
Pass completions	18	vs Colorado Mines (Sep 02, 2006)
Yards Passing	330	at Western Washington (Sep 09, 2006)
Yards Per Pass	14.4	vs Southwest Baptist (Sep 30, 2006)
TD Passes	5	vs Colorado Mines (Sep 02, 2006)
Total Plays	66	vs Colorado Mines (Sep 02, 2006)
		vs Southwest Baptist (Sep 30, 2006)
Total Offense	644	vs Southwest Baptist (Sep 30, 2006)
Yards Per Play	9.8	vs Southwest Baptist (Sep 30, 2006)
Points	56	vs Southwest Baptist (Sep 30, 2006)
Sacks By	4	at Western Washington (Sep 09, 2006)
		vs Southwest Baptist (Sep 30, 2006)
First Downs	24	vs Southwest Baptist (Sep 30, 2006)
Penalties	12	vs Southwest Baptist (Sep 30, 2006)
		at Pittsburg State (Oct 07, 2006)
Penalty Yards	108	at Pittsburg State (Oct 07, 2006)
Turnovers	6	at Truman (Oct 21, 2006)
Interceptions By	3	vs Colorado Mines (Sep 02, 2006)
		vs Southwest Baptist (Sep 30, 2006)

### Opponent Individual Highs

Rushes	35	Omon,Xavier, vs Northwest Missouri (Oct 14, 2006)
Yards Rushing	153	Race,Germaine, at Pittsburg State (Oct 07, 2006)
TD Rushes	2	Mehl,Garrett, vs Colorado Mines (Sep 02, 2006)
		Ticich,Matt, at Truman (Oct 21, 2006)
Long Rush	41	Waters,Geno, at Pittsburg State (Oct 07, 2006)
Pass attempts	41	Mehl,Garrett, vs Colorado Mines (Sep 02, 2006)
Pass completions	29	Mehl,Garrett, vs Colorado Mines (Sep 02, 2006)
Yards Passing	347	Mathews,Josh, vs Northwest Missouri (Oct 14, 2006)
TD Passes	3	Waters,Geno, at Pittsburg State (Oct 07, 2006)
		Mathews,Josh, vs Northwest Missouri (Oct 14, 2006)
Long Pass	83	Mathews,Josh, vs Northwest Missouri (Oct 14, 2006)
Receptions	13	Dyktra,Derek, vs Colorado Mines (Sep 02, 2006)
Yards Receiving	179	Wright,Kendall, vs Northwest Missouri (Oct 14, 2006)
TD Receptions	2	Peterson,Mike, vs Northwest Missouri (Oct 14, 2006)
Long Reception	83	Wright,Kendall, vs Northwest Missouri (Oct 14, 2006)
Field Goals	3	Smith,Robby, at Western Washington (Sep 09, 2006)
		Alleman,Nathan, at Pittsburg State (Oct 07, 2006)
Long Field Goal	44	Webb,Spencer, at Central Missouri (Sep 16, 2006)
Punts	9	Elder,Tyler, at Fort Hays State (Sep 23, 2006)
Punting Avg	39.3	Frankel,Matt, at Central Missouri (Sep 16, 2006)
Long Punt	48	Frankel,Matt, at Central Missouri (Sep 16, 2006)
		Bowers,Tim, vs Southwest Baptist (Sep 30, 2006)
Long Punt Return	21	McClellan,Todd, at Western Washington (Sep 09, 2006)
Long Kickoff Return	50	Wright,Kendall, vs Northwest Missouri (Oct 14, 2006)
Tackles	13	Wardlaw,Hunter, vs Colorado Mines (Sep 02, 2006)
Sacks	2.0	Sprague,Danny, vs Colorado Mines (Sep 02, 2006)
Tackles For Loss	3.0	Sprague,Danny, vs Colorado Mines (Sep 02, 2006)
		Simmons,Shane, at Western Washington (Sep 09, 2006)
		Harness,Ben, vs Northwest Missouri (Oct 14, 2006)
Interceptions	1	Van Datta,Danny, at Western Washington (Sep 09, 2006)
		Elliott,Chayce, at Western Washington (Sep 09, 2006)
		Shelton,Lester, vs Southwest Baptist (Sep 30, 2006)
		Tisdale,Geoff, at Pittsburg State (Oct 07, 2006)
		Dellasega,Nick, at Pittsburg State (Oct 07, 2006)
		West,Nathan, at Pittsburg State (Oct 07, 2006)
		LeFlore,Chris, vs Northwest Missouri (Oct 14, 2006)
		Sternberg,Eric, at Truman (Oct 21, 2006)

### Opponent Team Highs

Rushes	44	at Pittsburg State (Oct 07, 2006)
		vs Northwest Missouri (Oct 14, 2006)
		at Truman (Oct 21, 2006)
Yards Rushing	296	at Pittsburg State (Oct 07, 2006)
Yards Per Rush	6.7	at Pittsburg State (Oct 07, 2006)
TD Rushes	2	vs Colorado Mines (Sep 02, 2006)
		at Truman (Oct 21, 2006)
Pass attempts	41	vs Colorado Mines (Sep 02, 2006)
Pass completions	29	vs Colorado Mines (Sep 02, 2006)
Yards Passing	347	vs Northwest Missouri (Oct 14, 2006)
Yards Per Pass	11.8	at Pittsburg State (Oct 07, 2006)
TD Passes	3	at Pittsburg State (Oct 07, 2006)
		vs Northwest Missouri (Oct 14, 2006)
Total Plays	76	vs Northwest Missouri (Oct 14, 2006)
Total Offense	544	at Pittsburg State (Oct 07, 2006)
Yards Per Play	8.4	at Pittsburg State (Oct 07, 2006)
Points	31	vs Northwest Missouri (Oct 14, 2006)
Sacks By	3	vs Colorado Mines (Sep 02, 2006)
		at Central Missouri (Sep 16, 2006)
		at Pittsburg State (Oct 07, 2006)
First Downs	25	at Pittsburg State (Oct 07, 2006)
		vs Northwest Missouri (Oct 14, 2006)
Penalties	7	at Western Washington (Sep 09, 2006)
		at Pittsburg State (Oct 07, 2006)
Penalty Yards	67	at Western Washington (Sep 09, 2006)
Turnovers	4	vs Southwest Baptist (Sep 30, 2006)
Interceptions By	3	at Pittsburg State (Oct 07, 2006)



## 2006 Washburn Ichabod Football

## 2005 MIAA Champions

### WASHBURN

#### 2006 Record (4-4, 3-3 MIAA)

Sept. 2	Colorado Mines	W 41-21
Sept. 9	at Western Washington	L 13-16
Sept. 16	at No. 19 Central Missouri	W 14-10
Sept. 23	at Fort Hays State	W 37-7
Sept. 30	Southwest Baptist	W 56-23
Oct. 7	at No. 11 Pittsburg State	L 14-29
Oct. 14	No. 2 Northwest Missouri	L 26-31
Oct. 21	at Truman	L 7-21
Oct. 28	Emporia State	1 p.m.
Nov. 4	at Missouri Southern	2 p.m.
Nov. 11	Missouri Western	1 p.m.

### COLORADO MINES

#### 2006 Record (3-5, 1-4 RMAC)

Sept. 2	at No. 15 Washburn	L 21-41
Sept. 9	Fort Hays State	W 31-24
Sept. 16	Adams State	L 7-26
Sept. 23	at No. 20 Chadron State	L 0-57
Sept. 30	Oklahoma Panhandle	W 69-0
Oct. 7	New Mexico Highlands	L 16-19
Oct. 14	at Western New Mexico	W 10-6
Oct. 21	Fort Lewis	L 34-41
Oct. 28	at Nebraska-Kearney	1 p.m.
Nov. 4	Mesa State	noon
Nov. 11	at Western State	1 p.m.

### WESTERN WASHINGTON

#### 2006 Record (2-6, 1-5 NCC)

Aug. 31	at Humboldt State	L 23-28
Sept. 9	No. 15 Washburn	W 16-13
Sept. 16	No. 20 Nebraska-Omaha	L 10-38
Sept. 23	at No. 4 North Dakota	L 20-26
Sept. 30	Minnesota-Duluth	L 10-20
Oct. 7	at St. Cloud State	W 24-17
Oct. 14	No. 14 South Dakota	L 10-42
Oct. 21	Central Washington	L 28-42
Oct. 28	Western Oregon	1 p.m.
Nov. 4	Augustana	1 p.m.
Nov. 11	at Minnesota St-Mankato	noon

### CENTRAL MISSOURI

#### 2006 Record (4-4, 2-4 MIAA)

Sept. 2	at Lincoln	W 78-0
Sept. 9	Dakota State	W 52-0
Sept. 16	No. 25 Washburn	L 10-14
Sept. 23	at Truman	L 21-24
Sept. 30	at Fort Hays State	W 37-14
Oct. 7	No. 17 Missouri Western	L 20-30
Oct. 14	Southwest Baptist	W 49-24
Oct. 21	at Missouri Southern	L 26-31
Oct. 28	Northwest Missouri	1:30 p.m.
Nov. 4	Emporia State	1:30 p.m.
Nov. 11	at Pittsburg State	2 p.m.

### FORT HAYS STATE

#### 2006 Record (0-8, 0-6 MIAA)

Sept. 2	Texas A&M-Commerce	L 14-17
Sept. 9	at Colorado Mines	L 24-31
Sept. 16	at Emporia State	L 10-48
Sept. 23	No. 22 Washburn	L 7-37
Sept. 30	Central Missouri	L 14-37
Oct. 7	at Southwest Baptist	L 21-39
Oct. 14	No. 11 Pittsburg State	L 28-35
Oct. 21	at No. 2 Northwest Missouri	L 0-59
Oct. 28	Missouri Southern	7 p.m.
Nov. 4	at Missouri Western	2 p.m.
Nov. 11	Truman	2 p.m.

### SOUTHWEST BAPTIST

#### 2006 Record (1-7, 1-5 MIAA)

Aug. 31	Harding	L 30-42
Sept. 9	at Missouri State	L 14-45
Sept. 16	at Missouri Southern	L 21-42
Sept. 23	Emporia State	L 31-35
Sept. 30	at No. 20 Washburn	L 23-56
Oct. 7	Fort Hays State	W 39-21
Oct. 14	at Central Missouri	L 24-49
Oct. 21	at No. 10 Pittsburg State	L 20-63
Oct. 28	Missouri Western	1:30 p.m.
Nov. 4	at Truman State	1:30 p.m.
Nov. 11	Northwest Missouri	1:30 p.m.

### PITTSBURG STATE

#### 2006 Record (7-1, 5-1 MIAA)

Sept. 2	at East Central	W 52-12
Sept. 9	Panhandle State	W 87-0
Sept. 16	at No. 23 Missouri Western	L 35-48
Sept. 23	Missouri Southern	W 48-24
Sept. 30	at Emporia State	W (4ot) 59-57
Oct. 7	No. 19 Washburn	W 29-14
Oct. 14	at Fort Hays State	W 35-28
Oct. 21	Southwest Baptist	W 63-20
Oct. 28	Truman State	2 p.m.
Nov. 4	#vs Northwest Missouri	2 p.m.
Nov. 11	Central Missouri	2 p.m.

### NORTHWEST MISSOURI

#### 2006 Record (8-0, 6-0 MIAA)

Sept. 2	Minnesota State	W 31-14
Sept. 9	No. 10 Nebraska-Omaha	W 31-0
Sept. 16	at Truman State	W 31-10
Sept. 23	No. 16 Missouri Western	W 24-21
Sept. 30	at Missouri Southern	W 24-7
Oct. 7	Emporia State	W 49-17
Oct. 14	at Washburn	W 31-26
Oct. 21	Fort Hays State	W 59-0
Oct. 28	Central Missouri	1:30 p.m.
Nov. 4	vs Pittsburg State	2 p.m.
Nov. 11	Southwest Baptist	1:30 p.m.

### TRUMAN STATE

#### 2006 Record (4-4, 3-3 MIAA)

Aug. 24	at Minn. St.-Mankato	L 16-34
Sept. 2	at No. 15 Winona State	L 13-24
Sept. 16	No. 2 Northwest Missouri	L 10-31
Sept. 23	Central Missouri	W 24-21
Sept. 30	at No. 19 Missouri Western	L 13-38
Oct. 7	Missouri Southern	W 35-28
Oct. 14	at Emporia State	W 14-13
Oct. 21	Washburn	W 21-7
Oct. 28	at Pittsburg State	2 p.m.
Nov. 4	Southwest Baptist	noon
Nov. 11	at Fort Hays State	2 p.m.

### EMPORIA STATE

#### 2006 Record (3-4, 2-3 MIAA)

Sept. 2	at Oklahoma Panhandle	W 69-6
Sept. 9	No. 15 Winona State	L 18-21
Sept. 16	Fort Hays State	W 48-10
Sept. 23	at Southwest Baptist	W 35-31
Sept. 30	No. 13 Pittsburg State	L (4ot) 57-59
Oct. 7	at No. 2 Northwest Missouri	L 17-49
Oct. 14	Truman	L 13-14
Oct. 21	at Missouri Western	L 12-24
Oct. 28	at Washburn	1 p.m.
Nov. 4	at Central Missouri	1:30 p.m.
Nov. 11	Missouri Southern	1 p.m.

### MISSOURI SOUTHERN

#### 2006 Record (4-3, 2-3 MIAA)

Sept. 2	Ouachita Baptist	W 28-22
Sept. 9	at Harding	W 30-27
Sept. 16	Southwest Baptist	W 42-21
Sept. 23	at No. 13 Pittsburg State	L 24-48
Sept. 30	No. 2 Northwest Missouri	L 7-24
Oct. 7	at Truman	L 28-35
Oct. 14	No. 17 Missouri Western	L 17-24
Oct. 21	Central Missouri	W 31-26
Oct. 28	at Fort Hays State	7 p.m.
Nov. 4	Washburn	2 p.m.
Nov. 11	at Emporia State	1 p.m.

### MISSOURI WESTERN

#### 2006 Record (6-1, 4-1 MIAA)

Aug. 31	at Central Oklahoma WOT	32-29
Sept. 9	St. Cloud State	W 27-14
Sept. 16	No. 7 Pittsburg State	W 48-35
Sept. 23	at No. 2 Northwest Missouri	L 21-24
Sept. 30	Truman	W 38-13
Oct. 7	at Central Missouri	W 30-20
Oct. 14	at Missouri Southern	W 24-17
Oct. 21	Emporia State	W 24-12
Oct. 28	at Southwest Baptist	1:30 p.m.
Oct. 4	Fort Hays State	2 p.m.
Nov. 11	at Washburn	1 p.m.





## Game 1 • No. 16 Washburn 41, Colorado Mines 21 • Sept. 2, 2006

TOPEKA, Kan. - Junior quarterback Jordan Brill passed for 309 yards and tied his career high with five touchdown passes in the win completing 18 of 27 passes as the No. 16 ranked Washburn Ichabods opened the 2006 season with a 41-21 win over the Colorado School of Mines in front of 6,156 people in Yager Stadium.

Washburn won the opening toss and marched 69 yards in five plays as Brill hooked up with senior wide receiver Sam Sissom for a 12-yard touchdown pass. The reception gave Sissom 37 for his career, one shy of the MIAA's career all-game record of 38 held by Jamaica Rector (Northwest Missouri).


On the Orediggers first possession of the game, they marched down to the Ichabod 4-yard line, but the Ichabod defense stopped them on four plays, including two inside the 1-yard line. Washburn took the ball and marched 95 yards on 13 plays as Brill found senior wide receiver Aaron Gardiner for a 25-yard touchdown strike putting the Ichabods up 14-0 with 33 seconds left in the first quarter.

After forcing a three-and-out for the Orediggers, junior wide receiver Jake Lebahn hooked up with Brill for a 17-yard touchdown reception capping a three-play, 22 yard drive set up by Sissom's 36-yard punt return into Oredigger territory.

Connor Sabel added a 36-yard field goal at the 6:16 mark of the second quarter after freshman linebacker Michael Krajicek picked off a Garrett Mehl pass at the Mines' 45 yard line.

On their next possession, Mines scored their first points as Mehl hit Derek Dyktra on a 16-yard touchdown reception, but the extra point attempt was blocked by senior defensive tackle Trey Lewis cutting the Washburn lead to 24-6.

Washburn fumbled the ensuing kickoff and the Orediggers took advantage of the mistake scoring their second touchdown



in :25 seconds and Mehl rushed for eight yards to cut the Washburn lead to 10 points at 24-14 following the two-point conversion. Gardiner recorded his second touchdown pass of the afternoon with the only points of the third quarter as Brill hit him on a seven yard touchdown reception pushing the Washburn lead to 31-14.

In the fourth quarter, both teams traded punts and Sabel connected on a 38-yard field goal with 12:05 left in the game.

The Orediggers capped a 68-yard drive as Mehl rushed 33 yards down the sideline to once again cut the Washburn lead to two scores at 34-21. After a Washburn punt by Ben Boswell that was downed at the CSM 1-yard line, junior cornerback Cary Williams picked off a Mehl pass and returned it to the Orediggers'

30 yard line. Four plays later, Brill tossed his fifth touchdown pass of the afternoon to junior tight end Ben Ramsey on a 3-yard connection, wrapping the scoring at 41-21.

Brill's 309 yard passing performance was his third of his Washburn career and his second highest total following a 348 yard outing against the Orediggers and a 328 yard day against Central Washington last season. In two starts against the Orediggers, Brill is 32-of-52 for 657 yards and eight touchdowns.

Gardiner led the Ichabods in receiving yards with 128 and six receptions with the two touchdowns and Sissom finished with four receptions for 93 yards.

On the ground, Washburn's Trent Hearn had 22 carries for 99 yards.

Defensively, Washburn's redshirt freshman linebacker Zach Watkins had 11 tackles including six solo stops with a tackle for loss. Senior linebacker Aaron Neal had nine stops. Williams had two interceptions for the Ichabods and three pass breakups.

### Score by Quarters

Colorado Mines	0	14	0	7	21	Record: (0-1)
Washburn	14	10	7	10	41	Record: (1-0)

### Scoring Summary

#### 1st Quarter

12:59 WU Sissom, Sam 12 yd pass from Brill, Jordan (Sabel, Connor kick), 5-69 2:01, CSM 0 - WU 7  
 00:33 WU Gardiner, Aaron 25 yd pass from Brill, Jordan (Sabel, Connor kick), 13-95 4:57, CSM 0 - WU 14  
 11:42 WU Lebahn, Jake 17 yd pass from Brill, Jordan (Sabel, Connor kick), 3-22 1:27, CSM 0 - WU 21  
 06:16 WU Sabel, Connor 36 yd field goal, 9-27 3:50, CSM 0 - WU 24  
 00:35 CSM Dyktra, Derek 16 yd pass from Mehl, Garrett (Abel, Aaron kick blocked), 12-66 5:37, CSM 6 - WU 24  
 00:10 CSM Mehl, Garrett 8 yd run (Floendo, Bryan pass from Mehl, Garrett), 3-33 0:29, CSM 14 - WU 24

#### 3rd Quarter

06:46 WU Gardiner, Aaron 7 yd pass from Brill, Jordan (Sabel, Connor kick), 8-77 3:03, CSM 14 - WU 31

#### 4th Quarter

12:05 WU Sabel, Connor 38 yd field goal, 9-45 4:15, CSM 14 - WU 34  
 10:49 CSM Mehl, Garrett 33 yd run (Abel, Aaron kick), 5-68 1:12, CSM 21 - WU 34  
 02:39 WU Ramsey, Ben 3 yd pass from Brill, Jordan (Sabel, Connor kick), 4-30 1:28, CSM 21 - WU 41

### Team Stats

	CSM	WU
FIRST DOWNS	18	20
RUSHES-YARDS (NET)	20-78	39-122
PASSING YDS (NET)	246	309
Passes Att-Comp-Int	41-29-3	27-18-0
TOTAL OFFENSE PLAYS-YARDS	61-324	66-431
Fumble Returns-Yards	0-0	0-0
Punt Returns-Yards	0-0	2-38
Kickoff Returns-Yards	6-146	4-62
Interception Returns-Yards	0-0	3-14
Punts (Number-Avg)	4-34.0	2-37.0
Fumbles-Lost	0-0	3-2
Penalties-Yards	3-15	2-15
Possession Time	29:27	30:33
Third-Down Conversions	4 of 11	8 of 14
Fourth-Down Conversions	2 of 3	2 of 2
Red-Zone Scores-Chances	2-3	5-5
Sacks By: Number-Yards	3-28	2-12

## Colorado Mines No. 16 Washburn

Sept. 2, 2006 • Topeka, Kan. • Yager Stadium  
Attendance: 6,156

### Washburn

Rushing	No	Gain	Loss	Net	TD	Lg	Avg
Hearn, Trent	22	106	7	99	0	26	4.5
Cole, Brad	5	29	0	29	0	23	5.8
Walker, Brandon	7	19	0	19	0	5	2.7
Minikwu, Taurence	1	2	0	2	0	2	2.0
Brill, Jordan	4	1	28	-27	0	1	-6.8
Totals...	39	157	35	122	0	26	3.1

Passing	Att	Cmp	Int	Yds	TD	Long	Sack
Brill, Jordan	27	18	0	309	5	49	3
Totals...	27	18	0	309	5	49	3

Receiving	No.	Yds	TD	Long
Gardiner, Aaron	6	128	2	49
Sissom, Sam	4	93	1	48
Lebahn, Jake	3	55	1	24
Minikwu, Taurence	2	10	0	6
Walker, Brandon	1	12	0	12
Hearn, Trent	1	8	0	8
Ramsey, Ben	1	3	1	3
Totals...	18	309	5	49

Punting	No.	Yds	Avg	Long	In20	TB
Boswell, Ben	2	74	37.0	40	1	0
Totals...	2	74	37.0	40	1	0

All Returns	Punts			Kickoffs			Intercepts		
	No	Yds	Lg	No	Yds	Lg	No	Yds	Lg
Sissom, Sam	1	36	36	0	0	0	0	0	0
Tetuan, Jarod	1	2	2	0	0	0	0	0	0
Martin, James	0	0	0	1	-1	0	0	0	0
Krajicek, Michael	0	0	0	0	0	0	1	4	4
Terrell, Fletcher	0	0	0	2	39	31	0	0	0
Williams, Cary	0	0	0	1	24	24	2	10	10
Totals...	2	38	36	4	62	31	3	14	10

### Field Goals

Sabel, Connor	2nd	06:16	36 yds	Good
Sabel, Connor	4th	12:05	38 yds	Good

### Colorado Mines

Rushing	No	Gain	Loss	Net	TD	Lg	Avg
Mehl, Garrett	12	73	12	61	2	33	5.1
Floendo, Bryan	7	21	0	21	0	8	3.0
Pippins, Michael	1	0	4	-4	0	0	-4.0
Totals...	20	94	16	78	2	33	3.9

Passing	Att	Cmp	Int	Yds	TD	Long	Sack
Mehl, Garrett	41	29	3	246	1	28	2
Totals...	41	29	3	246	1	28	2

Receiving	No.	Yds	TD	Long
Dyktra, Derek	13	131	1	28
Floendo, Bryan	8	52	0	15
Dickinson, Brent	3	38	0	25
Curl, Michael	2	12	0	8
Chacon, Brent	2	8	0	5
Huck, Corey	1	5	0	5
Totals...	29	246	1	28

Punting	No.	Yds	Avg	Long	In20	TB
Schietinger, Ryan	3	105	35.0	38	0	0
Mehl, Garrett	1	31	31.0	31	0	0
Totals...	4	136	34.0	38	0	0

All Returns	Punts			Kickoffs			Intercepts		
	No	Yds	Lg	No	Yds	Lg	No	Yds	Lg
Dickinson, Brent	0	0	0	4	101	32	0	0	0
Curl, Michael	0	0	0	1	25	25	0	0	0
Pippins, Michael	0	0	0	1	20	20	0	0	0
Totals...	0	0	0	6	146	32	0	0	0

### Field Goals

none





## Game 2 • Western Washington 16, No. 15 Washburn 13 • Sept. 9, 2006


BELLINGHAM, Wash. - The No. 15 ranked Washburn Ichabods second trip to Washington in as many years yielded the same result in another heartbreaking loss as they fell 16-13 to Western Washington. The Vikings' Robby Smith hit a 40-yard field goal with 2.7 seconds remaining pushing Western Washington to the win.

Western took a 3-0 lead late in the first quarter on a 24-yard Smith field goal that capped a nine-play drive. Washburn appeared to take the lead twice on its next possession, but a pair of Brill touchdown passes were both called back by penalties, and on the first play of second quarter, Connor Sabel missed a 35-yard field goal.

The Ichabods took a 7-3 lead on the opening possession of the second half. Two plays after a short punt and a penalty gave Washburn the ball on the Western 36, Brill connected on a 31-yard pass to Sissom to the 1, and Trent Hearn plunged over for the touchdown.

The Ichabods had taken a 13-10 lead on the opening play of the fourth quarter, as quarterback Jordan Brill threw a 3-yard touchdown pass to tight end Ben Ramsey. A two-point conversion pass failed.

Smith tied the game with 2:32 to play, hitting a 33-yard field goal set up by a 32-yard completion



New Coach New Conference New Era

from quarterback James Monrean to running back Calvin McCarthy.

Washburn then moved the ball to nearly midfield, but on a second-and-1 play, Western linebacker Shane Simmons dislodged the ball from Ichabod running back Trent Hearn, and safety Steve Davis recovered, giving the Vikings the ball at their own 49 with 1:51 left.

After the fumble recovery, Western moved 28 yards in four plays setting up Smith's game-winning field goal.

Washburn had a 414-279 edge in total offense, with Brill completing 15-of-29 passes for 330 yards with a touchdown and two interceptions. Wide receiver Sam Sissom had seven receptions for 214 yards for the Ichabods.

On the ground, Hearn had 68 yards on 22 carries to lead the Ichabods. Brill recorded his second straight 300-yard passing game with 330 yards completing 15 of 29 attempts.

Monrean completed 17-of-29 passes for 215 yards and a touchdown for Western. McCarty had five receptions for 79 yards and rushed 25 times for 71 yards.

After committing only two penalties in their opener, Washburn was flagged for seven for 65 yards and converted two of four trips into the red zone.

### Score by Quarters

Washburn	0	0	7	6	13 (1-1)
Western Washington	3	0	7	6	16 (1-1)

### Scoring Summary

#### 1st Quarter

02:52 WWU Smith, Robby 24 yd field goal

#### 3rd Quarter

13:07 WU Hearn, Trent 1 yd run (Sabel, Connor kick)  
01:18 WWU Alley, Kellen 22 yd pass from Monrean, James (Smith, Robby kick)

#### 4th Quarter

14:56 WU Ramsey, Ben 3 yd pass from Brill, Jordan (Tetuan, Jarod pass failed)  
02:52 WWU Smith, Robby 33 yd field goal  
00:02 WWU Smith, Robby 40 yd field goal

### Team Stats

	WU	WWU
FIRST DOWNS	15	15
RUSHES-YARDS (NET)	30-84	33-64
PASSING YDS (NET)	330	215
Passes Att-Comp-Int	29-15-2	29-17-0
TOTAL OFFENSE PLAYS-YARDS	59-414	62-279
Fumble Returns-Yards	0-0	0-0
Punt Returns-Yards	2-10	3-44
Kickoff Returns-Yards	2-31	2-53
Interception Returns-Yards	0-0	2--3
Punts (Number-Avg)	4-33.8	7-32.6
Fumbles-Lost	2-1	0-0
Penalties-Yards	7-65	7-67
Possession Time	26:54	33:06
Third-Down Conversions	5 of 12	6 of 16
Fourth-Down Conversions	0 of 1	0 of 0
Red-Zone Scores-Chances	2-4	2-2
Sacks By: Number-Yards	4-25	2-12

## No. 15 Washburn 13 Western Washington 16

Sept. 9, 2006 • Bellingham, Wash. • Civic Stadium

Attendance: 1,800

### Washburn

Rushing	No	Gain	Loss	Net	TD	Lg	Avg
Hearn, Trent	22	79	11	68	1	11	3.1
Gardiner, Aaron	1	12	0	12	0	12	12.0
Walker, Brandon	4	7	0	7	0	3	1.8
Brill, Jordan	3	9	12	-3	0	9	-1.0
Totals...	30	107	23	84	1	12	2.8

Passing	Att	Cmp	Int	Yds	TD	Long	Sack
Brill, Jordan	29	15	2	330	1	74	2
Totals...	29	15	2	330	1	74	2

Receiving	No.	Yds	TD	Long
Sissom, Sam	7	214	0	74
Gardiner, Aaron	4	89	0	44
Lebahn, Jake	2	20	0	12
Minikwu, Taurence	1	4	0	4
Ramsey, Ben	1	3	1	3
Totals...	15	330	1	74

Punting	No.	Yds	Avg	Long	In20	TB
Boswell, Ben	4	135	33.8	45	0	0
Totals...	4	135	33.8	45	0	0

Punts			Kickoffs			Intercepts		
All Returns	No	Yds	Lg	No	Yds	Lg	No	Yds
Sissom, Sam	1	6	6	0	0	0	0	0
Tetuan, Jarod	1	4	4	0	0	0	0	0
Terrell, Fletcher	0	0	0	2	31	17	0	0
Totals...	2	10	6	2	31	17	0	0

### Field Goals

Sabel, Connor 2nd 14:55 35 yds Missed

### Western Washington

Rushing	No	Gain	Loss	Net	TD	Lg	Avg
McCarty, Calvin	25	84	13	71	0	17	2.8
Garner, Craig	2	6	0	6	0	4	3.0
Monrean, James	6	12	25	-13	0	7	-2.2
Totals...	33	102	38	64	0	17	1.9

Passing	Att	Cmp	Int	Yds	TD	Long	Sack
Monrean, James	29	17	0	215	1	32	4
Totals...	29	17	0	215	1	32	4

Receiving	No.	Yds	TD	Long
McCarty, Calvin	5	79	0	32
McKee, Travis	4	43	0	22
Alley, Kellen	3	51	1	23
Garner, Craig	3	21	0	13
Birkley, Tyler	1	13	0	13
Upchurch, Brett	1	8	0	8
Totals...	17	215	1	32

Punting	No.	Yds	Avg	Long	In20	TB
Anderson, Corbin	6	201	33.5	42	2	0
Smith, Robby	1	27	27.0	27	1	0
Totals...	7	228	32.6	42	3	0

Punts			Kickoffs			Intercepts		
All Returns	No	Yds	Lg	No	Yds	Lg	No	Yds
Garner, Craig	0	0	0	1	43	43	0	0
Birkley, Tyler	0	0	0	1	10	10	0	0
McClellan, Todd	3	44	21	0	0	0	0	0
Elliott, Chayce	0	0	0	0	0	0	1	-3
Van Datta, Danny	0	0	0	0	0	0	1	0
Totals...	3	44	21	2	53	43	2	-3

### Field Goals

Smith, Robby 1st 02:52 24 yds Good  
Smith, Robby 4th 02:52 33 yds Good  
Smith, Robby 4th 00:02 40 yds Good



## Game 3 • No. 25 Washburn 14, No. 19 Central Missouri 10 • Sept. 16, 2006

WARRENSBURG, Mo. - The No. 25 ranked Washburn Ichabods won for the first time in Warrensburg since Oct. 7, 1995 in a 14-10 win over No. 19 Central Missouri. With the win, Washburn improved to 2-1 on the season and 1-0 in the MIAA.

Washburn opened the scoring on their second drive as Trent Hearn scored from 2-yards out at the 9:17 mark of the second quarter capping a 13-play, 70-yard drive. On the drive, Hearn became Washburn's all-time leading rusher on a second and seven from the Central 20 as he picked up the first down and passed Dino DeLisa (1983-85) with he picked up is 2,795th yard. Hearn would finish the day with 46 yards on 13 carries and two touchdown rushes.

UCM came back on the next drive with an eight-play, 63-yard series that was wrapped up by a 19-yard Toby Korrodi touchdown pass to Matt Jacobsen. Korrodi came back to guide the drive after getting shaken up in the first quarter. Mike Spiegel pulled double duty, playing quarterback and wide receiver. Both teams had one more drive in the half, but nobody could score, going into the break tied 7-7.

The Ichabod defense came up big on the first drive of the second half as UCM drove down to the Washburn 12-yard line, but a Washburn sack by Cody Huenefeld pushed UCM back to the Washburn 22 forcing a fourth and 15. UCM faked the field goal and Ted Maxwell stepped out of bounds before converting the fourth down conversion attempt.

After Washburn took possession and went three-and-out, Ben Boswell bombed a 70-yard punt pushing UCM back to their own 12 yard line. Again UCM drove down to the Washburn red-zone and eventually to the 1-yard line, but the Ichabods stopped the Mules on a third and goal from the one and then a Spencer Webb field goal attempt from 17-yards hit the left upright.

### Score by Quarters

Washburn	0	7	0	7	14	(2-1,1-0)
Central Missouri	0	7	0	3	10	(2-1,0-1)


### Scoring Summary

#### 2nd Quarter

09:17	WU	Hearn, Trent 2 yd run (Sabel, Connor kick)
05:07	UCM	Jacobsen, Matt 19 yd pass from Korrodi, Toby (Webb, Spencer kick)

#### 4th Quarter

13:36	WU	Hearn, Trent 2 yd run (Sabel, Connor kick),
04:25	UCM	Webb, Spencer 44 yd field goal



remaining. After two incomplete passes to set up a fourth and 22 from their own 6-yard line, his final pass to Mike Spiegel was overthrown and Washburn took possession at the UCM 6, but Jordan Brill took three straight knees to wrap up the game and the win for the Ichabods.

Ra'Shawn Mosley, seeing his first action this season after suffering an ankle injury, rushed for 77 yards. Hearn finished with 46 raising his WU record total to 2,810 yards.

Brill was 10 of 18 passing for 111 yards and Sam Sissom had four receptions for 28 yards and Jake Lebahn had three catches for 66 yards. Boswell averaged 42.1 yards per punt including the 70-yard boot.

On defense, Washburn's Zach Watkins had 11 tackles including six solo stops and two tackles for loss to lead Washburn. Brandon Jackson, Eric Lawrence, Mitch Birt and Huenefeld all had sacks for Washburn.

### Team Stats

	WU	UCM
FIRST DOWNS	13	19
RUSHES-YARDS (NET)	36-138	30-69
PASSING YDS (NET)	111	229
Passes Att-Comp-Int	18-10-0	35-23-0
TOTAL OFFENSE PLAYS-YARDS	54-249	65-298
Fumble Returns-Yards	0-0	0-0
Punt Returns-Yards	1-1	0-0
Kickoff Returns-Yards	2-35	3-69
Interception Returns-Yards	0-0	0-0
Punts (Number-Avg)	7-42.1	4-38.2
Fumbles-Lost	0-0	1-0
Penalties-Yards	5-45	4-44
Possession Time	25:36	34:24
Third-Down Conversions	4 of 13	6 of 14
Fourth-Down Conversions	0 of 0	0 of 2
Red-Zone Scores-Chances	2-3	1-3
Sacks By: Number-Yards	3-26	3-19

Washburn took over and had two more snaps in the third quarter as they had only five plays in the third quarter. Washburn's drive continued into the fourth quarter and they marched 80-yards in eight plays in 2:08 as the Ichabods converted two third down opportunities - both on pass receptions to Jake Lebahn to take a 14-7 lead.

After trading punts, UCM took a short field and converted a 44-yard field goal with 4:25 remaining in the game cutting the Washburn lead to 14-10.

Washburn went three and out and Boswell blasted a 51-yard punt to the UCM 18 which was downed by the Ichabods' special teams.

UCM's Korrodi was called for an intentional grounding on their first play as they took possession with two minutes

## No. 25 Washburn 14 No. 19 Central Missouri 10

Sept. 16, 2006 • Warrensburg, Mo. • Walton Stadium • Attendance: 9,970

### Washburn

Rushing	No	Gain	Loss	Net	TD	Lg	Avg
Mosley, Ra'Shawn	11	77	0	77	0	41	7.0
Hearn, Trent	13	46	0	46	2	8	3.5
Walker, Brandon	5	27	1	26	0	13	5.2
TEAM	3	0	3	-3	0	0	-1.0
Brill, Jordan	4	11	19	-8	0	11	-2.0
Totals...	36	161	23	138	2	41	3.8

Passing	Att	Cmp	Int	Yds	TD	Long	Sack
Brill, Jordan	18	10	0	111	0	31	3
Totals...	18	10	0	111	0	31	3

Receiving	No.	Yds	TD	Long
Sissom, Sam	4	28	0	16
Lebahn, Jake	3	66	0	31
Walker, Brandon	1	6	0	6
Powers, Drameagion	1	6	0	6
Mosley, Ra'Shawn	1	5	0	5
Totals...	10	111	0	31

Punting	No.	Yds	Avg	Long	In20	TB
Boswell, Ben	7	295	42.1	70	3	2
Totals...	7	295	42.1	70	3	2

All Returns	No	Yds	Lg	No	Yds	Lg	No	Yds	Lg
Sissom, Sam	1	1	1	0	0	0	0	0	0
Williams, Cary	0	0	0	1	9	9	0	0	0
Terrell, Fletcher	0	0	0	1	26	26	0	0	0
Totals...	1	1	1	2	35	26	0	0	0

Field Goals  
none

### Central Missouri

Rushing	No	Gain	Loss	Net	TD	Lg	Avg
Braden, Jeremy	15	55	1	54	0	13	3.6
Caldwell, Will	11	38	1	37	0	8	3.4
Korrodi, Toby	4	4	26	-22	0	4	-5.5
Totals...	30	97	28	69	0	13	2.3

Passing	Att	Cmp	Int	Yds	TD	Long	Sack
Korrodi, Toby	30	19	0	200	1	46	3
Spiegel, Mike	5	4	0	29	0	11	0
Totals...	35	23	0	229	1	46	3

Receiving	No.	Yds	TD	Long
Maxwell, Ted	7	51	0	11
Jacobsen, Matt	5	68	1	19
Spiegel, Mike	3	25	0	12
Sawyer, Rolando	2	23	0	13
Caldwell, Will	2	5	0	6
Faddis, Brooks	1	46	0	46
McCartney, Jason	1	12	0	12
Mason, Seth	1	1	0	1
Braden, Jeremy	1	-2	0	0
Totals...	23	229	1	46

Punting	No.	Yds	Avg	Long	In20	TB
Frankel, Matt	3	118	39.3	48	0	1
Korrodi, Toby	1	35	35.0	35	0	1
Totals...	4	153	38.2	48	0	2

All Returns	No	Yds	Lg	No	Yds	Lg	No	Yds	Lg
Foster, Spencer	0	0	0	1	8	8	0	0	0
Williams, Bruce	0	0	0	2	61	37	0	0	0
Totals...	0	0	0	3	69	37	0	0	0

Field Goals  
Webb, Spencer 3rd 00:45 17 yds Missed  
Webb, Spencer 4th 04:25 44 yds Good





## Game 4 • No. 22 Washburn 37, Fort Hays State 7 • Sept. 23, 2006

HAYS, Kan. - The No. 22 ranked Washburn Ichabods moved to 2-0 in the MIAA and 3-1 overall with a 37-7 win over Fort Hays State. In the win, senior wide receiver Sam Sissom became Washburn's all-time career receptions leader with five and tied the MIAA record for touchdown receptions with his 38th. Washburn will play their first game at home since their opener on Sept. 2 this Saturday, Sept. 30 against Southwest Baptist at 1 p.m. inside Yager Stadium.

Placekicker Connor Sabel opened the scoring for the Ichabods with a 25-yard field goal at the 2:54 mark of the first quarter. After forcing a Tiger three-and-out, the Ichabods' Jordan Brill hooked up with Jake Lebahn for a 40-yard touchdown pass to put Washburn up 10-0.

On the Tigers' next possession, Washburn's Jarod Tetuan picked off a deflected pass setting up a five-play, 32 yard scoring drive capped by Brandon Walker's 14-yard run around the right side putting the Ichabods up 17-0.

The Tigers jumped on the board on a 1-yard run by Jordan Hickel finishing off a 61-yard



drive as neither team would score the rest of the way as Washburn led 17-7 at the break.

In the second half, Washburn added two more Brill touchdown passes. One on a 16-yard pass to Ben Ramsey with 5:56 remaining in the third quarter and the other to Sissom on an 11-yard strike tying Northwest Missouri's Jamaica Rector for the MIAA's all-game career touchdown reception record. Sandwiched between the two touchdown

passes was a 5-yard run by Ra'Shawn Mosley.

Mosley led the Ichabods with 63 yards on the ground on 13 carries while Brill finished 13 for 24 for 162 yards and three touchdowns. Sissom finished with five receptions for 63 yards.

Defensively, Zach Watkins and Trey Lewis each had eight tackles to lead the Ichabods.

The Ichabods held the Tigers to nine first downs and 163 yards in total offense and an average of 2.4 yards per play. The Washburn defense also held the Tigers to 1 of 17 on third down conversions.

### No. 22 Washburn 37 Fort Hays State 7

Sept. 23, 2006 • Hays, Kan. • Lewis Field  
Stadium • Attendance: 2,468

#### Washburn

Rushing	No	Gain	Loss	Net	TD	Lg	Avg
Mosley, Ra'Shawn	13	68	5	63	1	17	4.8
Hearn, Trent	10	23	0	23	0	7	2.3
Walker, Brandon	6	31	10	21	1	14	3.5
Wofford, Beau	1	4	0	4	0	4	4.0
Haug, Brad	1	4	0	4	0	4	4.0
Brackenbury, Damian	1	3	0	3	0	3	3.0
Brill, Jordan	2	5	4	1	0	5	0.5
Kavanaugh, Andy	0	5	0	5	0	0	0.0
Totals...	34	143	19	124	2	17	3.6

Passing	Att	Cmp	Int	Yds	TD	Long	Sack
Brill, Jordan	24	13	0	162	3	40	0
Wofford, Beau	2	0	0	0	0	0	0
Totals...	26	13	0	162	3	40	0

Receiving	No.	Yds	TD	Long
Sissom, Sam	5	63	1	27
Ramsey, Ben	4	34	1	16
Lebahn, Jake	2	55	1	40
Mosley, Ra'Shawn	1	6	0	6
Hearn, Trent	1	4	0	4
Totals...	13	162	3	40

Punting	No.	Yds	Avg	Long	In20	TB
Boswell, Ben	6	167	27.8	44	0	0
Totals...	6	167	27.8	44	0	0

All Returns	No	Yds	Lg	No	Yds	Lg	No	Yds	Lg
Sissom, Sam	6	33	14	0	0	0	0	0	0
Tetuan, Jarod	1	5	5	0	0	0	1	0	0
Martin, James	1	15	15	0	0	0	0	0	0
Terrell, Fletcher	0	0	0	1	32	32	1	0	0
Totals...	8	53	15	1	32	32	2	0	0

#### Field Goals

Sabel, Connor	1st	02:54	25 yds	Good
Sabel, Connor	3rd	10:09	36 yds	Missed

#### Fort Hays State

Rushing	No	Gain	Loss	Net	TD	Lg	Avg
Melton, Anthony	13	47	3	44	0	12	3.4
Hickel, Jordan	19	43	1	42	1	9	2.2
Elder, Tyler	1	25	0	25	0	25	25.0
Dallas, Drew	4	10	8	2	0	7	0.5
Black, Denzel	1	0	0	0	0	0	0.0
Jackson, Shane	3	0	16	-16	0	0	-5.3
Totals...	41	125	28	97	1	25	2.4

Passing	Att	Cmp	Int	Yds	TD	Long	Sack
Dallas, Drew	20	4	0	49	0	22	1
Jackson, Shane	6	2	2	17	0	9	2
Totals...	26	6	2	66	0	22	3

Receiving	No.	Yds	TD	Long
Young, Jeremy	2	11	0	8
Snyder, John	1	22	0	22
Morris, Deonte	1	16	0	16
Manwarren, Tyler	1	9	0	9
Hickel, Jordan	1	8	0	8
Totals...	6	66	0	22

Punting	No.	Yds	Avg	Long	In20	TB
TEAM	1	-5	-5.0	0	0	0
Elder, Tyler	9	266	29.6	38	1	0
Totals...	10	261	26.1	38	1	0

All Returns	No	Yds	Lg	No	Yds	Lg	No	Yds	Lg
Snyder, John	0	0	0	1	19	19	0	0	0
Zott, Trevor	2	27	17	0	0	0	0	0	0
Lovett, C.J.	0	0	0	2	32	18	0	0	0
Totals...	2	27	17	3	51	19	0	0	0

#### Field Goals

none

#### Score by Quarters

Washburn	10	7	13	7	37	(3-1,2-0)
Central Missouri	0	7	0	0	7	(0-4,0-2)

#### Scoring Summary

##### 1st Quarter

02:54	WU	Sabel, Connor 25 yd field goal
01:09	WU	Lebahn, Jake 40 yd pass from Brill, Jordan (Sabel, Connor kick)

##### 2nd Quarter

12:06	WU	Walker, Brandon 14 yd run (Sabel, Connor kick)
06:36	FHSU	Hickel, Jordan 1 yd run (Barr, Justin kick)

##### 3rd Quarter

05:56	WU	Ramsey, Ben 16 yd pass from Brill, Jordan (Sabel, Connor kick)
02:55	WU	Mosley, Ra'Shawn 5 yd run (Tetuan, Jarod pass failed)

##### 4th Quarter

12:21	WU	Sissom, Sam 11 yd pass from Brill, Jordan (Sabel, Connor kick)
-------	----	--

#### Team Stats

	WU	FHSU
FIRST DOWNS	16	9
RUSHES-YARDS (NET)	34-124	41-97
PASSING YDS (NET)	162	66
Passes Att-Cmp-Int	26-13-0	26-6-2
TOTAL OFFENSE PLAYS-YARDS	60-286	67-163
Fumble Returns-Yards	0-0	0-0
Punt Returns-Yards	8-53	2-27
Kickoff Returns-Yards	1-32	3-51
Interception Returns-Yards	2-0	0-0
Punts (Number-Avg)	6-27.8	10-26.1
Fumbles-Lost	3-0	1-0
Penalties-Yards	6-63	4-32
Possession Time	27:08	32:52
Third-Down Conversions	4 of 12	1 of 17
Fourth-Down Conversions	0 of 0	4 of 6
Red-Zone Scores-Chances	5-6	1-1
Sacks By: Number-Yards	3-17	0-0





## Game 5 • No. 20 Washburn 56, Southwest Baptist 23• Sept. 30, 2006

TOPEKA - The No. 20 Washburn Ichabods shrugged off a feisty Southwest Baptist team scoring 42 unanswered points in a 56-23 win in front of 6,527 fans for Family Day in Yager Stadium. With the win, the Ichabods improved to 4-1 (3-0 MIAA) and the Bearcats fell to 0-5 (0-3 MIAA).


The Ichabods jumped on the scoreboard early after taking the opening drive 49 yards in seven plays with Brandon Walker scoring from 1-yard out putting Washburn up. On the ensuing possession, the Bearcats scored on a 29-yard field goal after driving all the way to the Ichabod 12 yard line.

On the Ichabods' next possession, Jordan Brill hooked up with Sam Sissom for a 40-yard touchdown pass. The TD reception was Sissom's 39th of his Washburn career snapping the MIAA's record for touchdown receptions in a career passing the Dallas Cowboys' Jamaica Rector (Northwest Missouri) who recorded 38.

SBU's Robert Woodson cut the lead to 14-10 after he caught a 49-yard pass from John McCoy at the 1:41 mark of the first quarter. After one quarter, the Washburn defense held SBU (0-5, 0-3 MIAA) to -2 yards rushing.

In the second quarter, Washburn rolled off two straight rushing touchdowns via Ra'Shawn Mosley's 11-yard carry at the 7:29 mark and Trent Hearn's 3-yard dive with 4:33 remaining in the second quarter as the Ichabods took a 28-17 lead into the break.

To begin the second quarter, Washburn's Aaron Neal



picked off a Robert Clardy pass and returned it 74-yards for a touchdown putting the Ichabods up 35-17. On SBU's next possession, Washburn's Zach Watkins recovered a fumble and two plays later Mosley scampered 40-yards for a score putting the Ichabods up 42-17.

On SBU's next possession, the Ichabod defense came up with another stop as Fletcher Terrell picked off McCoy setting up Trent Hearn's 13-yard touchdown run increasing the Ichabods' lead to 49-17.

Walker opened the scoring in the fourth quarter on a 1-yard run at the 13:51 mark of the fourth quarter. SBU added a touchdown with 3:13 remaining, but the extra point was blocked by Roy Sims.

The teams combined for 1,039 yards in total offense with the Ichabods recording 644 - going over the 600-yard mark for the first time since they had 612 against Missouri-Rolla on Nov. 11, 2002. The Washburn defense held SBU to 88 yards in rushing on 28 carries. Mosley finished with 193 yards on 15 carries and two scores while Walker had 10 yards on 20 carries with two scores. Hearn also had two touchdowns scores as well.

Brill was 10 of 16 for 246 yards for the Ichabods. Sissom finished with three catches for 71 yards.

On defense, Neal led the team with six tackles (five solo) with a tackle for loss, a forced fumble and a sack as well as the interception returned for a touchdown.

### No. 20 Washburn 56 Southwest Baptist 23

Sept. 30, 2006 • Topeka, Kan. • Yager Stadium • Attendance: 6,527

Washburn									
Rushing	No	Gain	Loss	Net	TD	Lg	Avg		
Mosley,Ra'Shawn	15	193	0	193	2	40	12.9		
Walker,Brandon	20	106	1	105	2	12	5.2		
Hearn,Trent	6	51	0	51	2	19	8.5		
Haug,Brad	3	19	0	19	0	9	6.3		
Mangino,Tommy	1	0	3	-3	0	0	-3.0		
Brill,Jordan	1	0	8	-8	0	0	-8.0		
<b>Totals...</b>	<b>46</b>	<b>369</b>	<b>12</b>	<b>357</b>	<b>6</b>	<b>40</b>	<b>7.8</b>		

Passing	Att	Cmp	Int	Yds	TD	Long	Sack
Brill,Jordan	16	10	1	246	1	53	1
Mangino,Tommy	2	1	0	41	0	41	0
Wofford,Beau	1	0	0	0	0	0	0
TEAM	1	0	0	0	0	0	0
<b>Totals...</b>	<b>20</b>	<b>11</b>	<b>1</b>	<b>287</b>	<b>1</b>	<b>53</b>	<b>1</b>

Receiving	No.	Yds	TD	Long
Sissom,Sam	3	71	1	40
Martin,James	2	61	0	53
Powers,Drameagon	2	33	0	26
Gardiner,Aaron	2	29	0	19
Ramsey,Ben	1	52	0	52
Brown,Matt	1	41	0	41
<b>Totals...</b>	<b>11</b>	<b>287</b>	<b>1</b>	<b>53</b>

Punting	No.	Yds	Avg	Long	In20	TB
Boswell,Ben	3	114	38.0	47	2	0
<b>Totals...</b>	<b>3</b>	<b>114</b>	<b>38.0</b>	<b>47</b>	<b>2</b>	<b>0</b>

Punts									
Kickoffs									
Intercepts									
All Returns	No	Yds	Lg	No	Yds	Lg	No	Yds	Lg
Sissom,Sam	2	10	10	0	0	0	0	0	0
Burgess,Marquetis	0	0	0	1	16	16	0	0	0
Neal,Aaron	0	0	0	0	0	0	1	74	74
Gaswick,Nathan	0	0	0	0	0	0	1	0	0
Terrell,Fletcher	0	0	0	4	125	47	1	0	0
<b>Totals...</b>	<b>2</b>	<b>10</b>	<b>10</b>	<b>5</b>	<b>141</b>	<b>47</b>	<b>3</b>	<b>74</b>	<b>74</b>

Field Goals			
Sabel,Connor	4th	06:03	48 yds Missed

### Southwest Baptist

Rushing	No	Gain	Loss	Net	TD	Lg	Avg
Clardy,Robert	10	63	22	41	1	38	4.1
Foster,Derrick	3	31	0	31	0	19	10.3
McCoy,John	3	15	2	13	0	7	4.3
Nicholson,Moine	7	16	6	10	0	9	1.4
Mays,Desmond	3	7	5	2	0	4	0.7
Smart,Nick	1	0	1	-1	0	0	-1.0
Packer,Jeremy	1	0	8	-8	0	0	-8.0
<b>Totals...</b>	<b>28</b>	<b>132</b>	<b>44</b>	<b>88</b>	<b>1</b>	<b>38</b>	<b>3.1</b>

Passing	Att	Cmp	Int	Yds	TD	Long	Sack
McCoy,John	20	10	2	180	1	49	0
Clardy,Robert	20	12	1	127	1	35	4
<b>Totals...</b>	<b>40</b>	<b>22</b>	<b>3</b>	<b>307</b>	<b>2</b>	<b>49</b>	<b>4</b>

Receiving	No.	Yds	TD	Long
Smart,Nick	9	111	1	35
Packer,Jeremy	3	30	0	10
Nicholson,Moine	2	44	0	23
Pride,Durrell	2	37	0	28
Mays,Desmond	2	9	0	8
Woodson,Robert	1	49	1	49
Thompson,Gary	1	22	0	22
Tucker,Jamar	1	4	0	4
Foster,Derrick	1	1	0	1
<b>Totals...</b>	<b>22</b>	<b>307</b>	<b>2</b>	<b>49</b>

Punting	No.	Yds	Avg	Long	In20	TB
Bowers,Tim	7	245	35.0	48	2	0
<b>Totals...</b>	<b>7</b>	<b>245</b>	<b>35.0</b>	<b>48</b>	<b>2</b>	<b>0</b>

Punts									
Kickoffs									
Intercepts									
All Returns	No	Yds	Lg	No	Yds	Lg	No	Yds	Lg
Packer,Jeremy	2	-4	2	0	0	0	0	0	0
Pride,Durrell	0	0	0	1	22	22	0	0	0
Foster,Derrick	0	0	0	4	82	33	0	0	0
Jones,Terry	0	0	0	1	20	20	0	0	0
Shelton,Lester	0	0	0	0	0	0	1	22	22
<b>Totals...</b>	<b>2</b>	<b>-4</b>	<b>2</b>	<b>6</b>	<b>124</b>	<b>33</b>	<b>1</b>	<b>22</b>	<b>22</b>

Field Goals			
Smith,Ryan	1st	08:55	29 yds Good

#### Score by Quarters

Southwest Baptist	10	7	0	6	23	(0-5,0-3)
Washburn	14	14	21	7	56	(4-1,3-0)

#### Scoring Summary

##### 1st Quarter

12:22	WU	Walker,Brandon	1 yd run	(Sabel,Connor kick)
08:55	SBU	Smith,Ryan	29 yd field goal	
07:30	WU	Sissom,Sam	40 yd pass from Brill,Jordan	(Sabel,Connor kick)
01:41	SBU	Woodson,Robert	49 yd pass from McCoy,John	(Smith,Ryan kick)

##### 2nd Quarter

09:52	SBU	Smart,Nick	6 yd pass from Clardy,Robert	(Smith,Ryan kick)
07:29	WU	Mosley,Ra'Shawn	11 yd run	(Sabel,Connor kick)
04:33	WU	Hearn,Trent	3 yd run	(Sabel,Connor kick)

##### 3rd Quarter

11:55	WU	Neal,Aaron	74 yd interception return	(Sabel,Connor kick)
09:42	WU	Mosley,Ra'Shawn	40 yd run	(Sabel,Connor kick)
07:54	WU	Hearn,Trent	13 yd run	(Sabel,Connor kick)

##### 4th Quarter

13:51	WU	Walker,Brandon	1 yd run	(Sabel,Connor kick)
03:13	SBU	Clardy,Robert	14 yd run	(Smith,Ryan kick blocked)

#### Team Stats

	SBU	WU
FIRST DOWNS	17	24
RUSHES-YARDS (NET)	28-88	46-357
PASSING YDS (NET)	307	287
Passes Att-Cmp-Int	40-22-3	20-11-1
TOTAL OFFENSE PLAYS-YARDS	68-395	66-644
Fumble Returns-Yards	0-0	0-0
Punt Returns-Yards	2--4	2-10
Kickoff Returns-Yards	6-124	5-141
Interception Returns-Yards	1-22	3-74
Punts (Number-Avg)	7-35.0	3-38.0
Fumbles-Lost	2-1	2-2
Penalties-Yards	6-50	12-78
Possession Time	29:50	30:10
Third-Down Conversions	4 of 14	4 of 9
Fourth-Down Conversions	1 of 2	0 of 1
Red-Zone Scores-Chances	3-3	5-7
Sacks By: Number-Yards	1-8	4-22



## Game 6 • No. 11 Pittsburg State 29, No. 19 Washburn 14 • Oct. 7, 2006

PITTSBURG, Kan. - The No. 11 Pittsburg State Gorillas handed the No. 19 ranked Washburn Ichabods their first loss of the MIAA season in a 29-14 setback at Carnie Smith Stadium in Pittsburg. The loss was the Ichabods (4-2, 3-1 MIAA) 16th in a row in Pittsburg dating back to Oct. 29, 1977.

The Gorillas (5-1, 3-1 MIAA) took the first lead of the game on a Nathan Alleman 27-yard field goal, but on the next possession, Trent Hearn caught a 49-yard screen pass capping a 5-play 65-yard drive putting the Ichabods up 7-3.

Another PSU field goal by Alleman cut the lead to one a 7-6 with 2:35 to play in the first quarter.

PSU scored the only points of the second quarter on a 39-yard pass play from Geno Walters, who entered the game for the injured Mark Smith, to Bryan Pray putting the Gorillas up 12-7 entering the halftime break.

At halftime, the Ichabods held PSU's all-American running back Germaine Race to 42 yards, with 31 yards coming on one carry and 54 yards total rushing. However, the Ichabods

were whistled for 78 yards in penalties, while the Gorillas went the first half without one being called.


To open the second half, PSU took the opening kickoff and traveled 75 yards in 1:26 pushing the lead to 12 at 19-7 with 13:23 remaining in the third quarter.

Ra'Shawn Mosley dove in from 4-yards out with 2:22 remaining in the third quarter to cut PSU's lead to 19-14, but it is as close as the Ichabods would

get the rest of the way as the Gorillas added a touchdown and a field goal in the final 10:59 of the final quarter leading to the 29-14 win.

Mosley led the Ichabods on the ground with 97 yards rushing averaging 6.5 yards per carry. Treant Hearn had 23 yards on the ground, but recorded new career highs in receptions (5) and yards (78) accounting for 101 all-purpose yards.

Sam Sissom had four receptions for 55 yards raising his career total to 3,138 passing Michael Driteleins' Washburn total of 3,103 for first on the all-time receiving chart.



### Score by Quarters

Washburn	7	0	7	0	14	(4-2,3-1)
Pittsburg State	6	6	7	10	29	(5-1,3-1)

### Scoring Summary

#### 1st Quarter

10:50	PSU	Alleman, Nathan 27 yd field goal
08:07	WU	Hearn, Trent 49 yd pass from Brill, Jordan (Sabel, Connor kick)
02:35	PSU	Alleman, Nathan 26 yd field goal

#### 2nd Quarter

05:46	PSU	Pray, Bryan 39 yd pass from Walters, Geno (Waters, Geno pass failed)
-------	-----	--

#### 3rd Quarter

13:23	PSU	Farabi, Caleb 17 yd pass from Waters, Geno (Alleman, Nathan kick)
02:22	WU	Mosley, Ra'Shawn 4 yd run (Sabel, Connor kick)

#### 4th Quarter

10:59	PSU	Ryan, Derek 17 yd pass from Walters, Geno (Alleman, Nathan kick)
04:06	PSU	Alleman, Nathan 38 yd field goal

### Team Stats

	WU	PSU
FIRST DOWNS	16	25
RUSHES-YARDS (NET)	30-121	44-296
PASSING YDS (NET)	190	248
Passes Att-Comp-Int	24-13-3	21-14-1
TOTAL OFFENSE PLAYS-YARDS	54-311	65-544
Fumble Returns-Yards	0-0	0-0
Punt Returns-Yards	0-0	2-15
Kickoff Returns-Yards	6-176	3-57
Interception Returns-Yards	1-0	3-49
Punts (Number-Avg)	6-38.0	2-24.0
Fumbles-Lost	2-0	0-0
Penalties-Yards	12-108	7-62
Possession Time	26:32	33:28
Third-Down Conversions	5 of 12	6 of 12
Fourth-Down Conversions	0 of 0	0 of 0
Red-Zone Scores-Chances	1-1	4-6
Sacks By: Number-Yards	1-5	3-10

## No. 19 Washburn 14 No. 11 Pittsburg State 29

Oct. 7, 2006 • Pittsburg, Kan.

Carnie Smith Stadium • Attendance: 8,577

### Washburn

Rushing	No	Gain	Loss	Net	TD	Lg	Avg
Mosley, Ra'Shawn	15	105	8	97	1	20	6.5
Hearn, Trent	8	23	0	23	0	6	2.9
Walker, Brandon	4	15	4	11	0	7	2.8
Brill, Jordan	3	0	10	-10	0	0	-3.3
Totals...	30	143	22	121	1	20	4.0

Passing	Att	Comp	Int	Yds	TD	Long	Sack
Brill, Jordan	23	13	3	190	1	49	3
Mosley, Ra'Shawn	1	0	0	0	0	0	0
Totals...	24	13	3	190	1	49	3

Receiving	No.	Yds	TD	Long
Hearn, Trent	5	78	1	49
Sissom, Sam	4	55	0	25
Gardiner, Aaron	2	40	0	32
Lebahn, Jake	1	11	0	11
Powers, Drameagon	1	6	0	6
Totals...	13	190	1	49

Punting	No.	Yds	Avg	Long	In20	TB
Boswell, Ben	6	228	38.0	47	4	0
Totals...	6	228	38.0	47	4	0

Punts			Kickoffs			Intercepts		
All Returns	No	Yds	Lg	No	Yds	Lg	No	Yds
Gardiner, Aaron	0	0	0	2	62	39	0	0
Williams, Cary	0	0	0	2	45	23	1	0
Terrell, Fletcher	0	0	0	2	69	55	0	0
Totals...	0	0	0	6	176	55	1	0

Field Goals  
none

### Pittsburg State

Rushing	No	Gain	Loss	Net	TD	Lg	Avg
Race, Germaine	25	158	5	153	0	31	6.1
Waters, Geno	8	61	6	55	0	41	6.9
Pray, Bryan	1	36	0	36	0	36	36.0
Nelson, Marques	1	26	0	26	0	26	26.0
Collums, Tyler	2	9	0	9	0	7	4.5
Farabi, Caleb	4	8	0	8	0	6	2.0
Bean, Justin	1	7	0	7	0	7	7.0
Smith, Mark	1	3	0	3	0	3	3.0
TEAM	1	0	1	-1	0	0	-1.0
Totals...	44	308	12	296	0	41	6.7

Passing	Att	Comp	Int	Yds	TD	Long	Sack
Waters, Geno	18	13	1	236	3	39	1
Smith, Mark	2	1	0	12	0	12	0
Farabi, Caleb	1	0	0	0	0	0	0
Totals...	21	14	1	248	3	39	1

Receiving	No.	Yds	TD	Long
Pray, Bryan	4	108	1	39
Farabi, Caleb	3	27	1	17
Nelson, Marques	2	45	0	32
Clawson, Eric	2	19	0	14
Kush, Harrison	1	17	0	17
Ryan, Derek	1	17	1	17
Curran, Pierce	1	15	0	15
Totals...	14	248	3	39

Punting	No.	Yds	Avg	Long	In20	TB
Stephenson, Grant	2	48	24.0	33	1	0
Totals...	2	48	24.0	33	1	0

Punts			Kickoffs			Intercepts		
All Returns	No	Yds	Lg	No	Yds	Lg	No	Yds
Pray, Bryan	0	0	0	2	39	22	0	0
Kush, Harrison	2	15	12	1	18	18	0	0
West, Nathan	0	0	0	0	0	0	1	15
Tisdale, Geoff	0	0	0	0	0	0	1	24
Dellasega, Nick	0	0	0	0	0	0	1	10
Totals...	2	15	12	3	57	22	3	49

### Field Goals

Alleman, Nathan	1st	10:50	27 yds	Good
Alleman, Nathan	1st	02:35	26 yds	Good
Alleman, Nathan	2nd	08:43	31 yds	Missed
Alleman, Nathan	4th	04:06	38 yds	Good





## Game 7 • No. 2 Northwest Missouri 31, Washburn 25 • Oct. 14, 2006

TOPEKA - Zach Watkins returned a fumble 72 yards late in the fourth quarter to pull the Ichabods within five points of No. 2 Northwest Missouri State but came up short after the Bearcats ran the clock out and handed Washburn a 31-26 loss Saturday afternoon in front of 6,103 at Yager Stadium. Washburn fell to 4-3 and 3-2 in the MIAA while NWMSU stayed perfect at 7-0 and 5-0.


Beau Wofford, starting in his first game in place of injured Jordan Brill, was 5-of-12 for 69 yards in just his third game. Ra'Shawn Mosley was the leading rusher with 94 yards and a touchdown in 10 carries while Trent Hearn ran for 33 yards and a pair of touchdowns. Aaron Gardiner had 57 receiving yards in three catches.

After the Ichabods went three and out in their opening drive, the Bearcats had a 10-play, 87 yard drive that ended when quarterback Josh Mathews hit Mike Peterson on a 14-yard touchdown pass.

Washburn answered that score right away with a 53-yard run from Mosley, his fifth touchdown of the year and longest rush. After a bad snap on the extra point attempt, holder Jarod Tetuan was tackled as he tried to get the ball in, making the score 7-6 NWMSU after a quarter.

The Bearcats scored two touchdowns to start the second quarter and then the Ichabods pulled to within 21-13 at halftime. Trent Hearn found a hole on the left side and darted in for a 28-yard touchdown, his seventh of the year.

Northwest Missouri State scored to open the sec-



ond half but then threw interceptions on its next two drives. Adam Ewy picked off the first one at the NWMSU 26-yard line that set up a one-yard touchdown run for Hearn. The Ichabods could have closed the gap to eight points, but Connor Sabel missed his first extra-point attempt in 82 tries, making the score 28-19 with 4:35 left in the third quarter.

Tetuan then picked off a Mathews pass on the next Bearcat possession but the Ichabods offense couldn't capitalize on the turnover.

In the fourth quarter the Bearcats hit a 40-yard field goal to take a 12-point lead. Later they had

the ball with under two minutes to go looking like they could hold on for a victory. Bruce Ringwood sacked Mathews at the Washburn 28 yard-line, forcing a fumble that Watkins returned 72 yards for the score with 1:53 left in the game. Sabel's extra point was good but his onside kick attempt only went eight yards to his left before it bounced out of bounds.

The Bearcats got a first down on three rushes and then ran out the rest of the clock.

Ringwood and Aaron Neal led WU on defense with 12 tackles each. Ringwood had a pair of sacks while Ewy and Zach Watkins each had one.

The Bearcats had 25 first downs and allowed WU only eight. The Ichabods were able to stay in the game by taking advantage of two interceptions and a fumble.

## No. 2 Northwest Missouri 31 Washburn 26

Oct. 14, 2006 • Topeka, Kan.

Yager Stadium • Attendance: 6,103

### Washburn

Rushing	No	Gain	Loss	Net	TD	Lg	Avg
Mosley, Ra'Shawn	10	97	3	94	1	53	9.4
Hearn, Trent	12	40	7	33	2	28	2.8
Walker, Brandon	7	21	0	21	0	7	3.0
Totals...	29	158	10	148	3	53	5.1

Passing	Att	Comp	Int	Yds	TD	Long	Sack
Wofford, Beau	12	5	0	69	0	34	0
Walker, Brandon	2	0	1	0	0	0	0
Sissom, Sam	1	0	0	0	0	0	0
Totals...	15	5	1	69	0	34	0

Receiving	No.	Yds	TD	Long
Gardiner, Aaron	3	57	0	34
Sissom, Sam	2	12	0	16
Totals...	5	69	0	34

Punting	No.	Yds	Avg	Long	In20	TB
Boswell, Ben	5	195	39.0	52	2	0
TEAM	1	29	29.0	29	0	0
Totals...	6	224	37.3	52	2	0

	Punts			Kickoffs			Intercepts		
All Returns	No	Yds	Lg	No	Yds	Lg	No	Yds	Lg
Gardiner,Aaron	0	0	0	1	21	21	0	0	0
Sissom,Sam	1	27	27	0	0	0	0	0	0
Williams,Cary	0	0	0	3	78	29	0	0	0
Tetuan,Jarod	0	0	0	0	0	0	1	0	0
Ewy,Adam	0	0	0	0	0	0	1	4	4
Totals...	1	27	27	4	99	29	2	4	4

Field Goals  
none

### Northwest Missouri

Rushing	No	Gain	Loss	Net	TD	Lg	Avg
Omon, Xavier	35	134	13	121	1	11	3.5
TEAM	2	0	4	-4	0	0	-2.0
Falkner, E.J.	2	5	19	-14	0	5	-7.0
Mathews, Josh	5	6	30	-24	0	5	-4.8
Totals...	44	145	66	79	1	11	1.8

Passing	Att	Comp	Int	Yds	TD	Long	Sack
Mathews, Josh	32	21	2	347	3	83	3
Totals...	32	21	2	347	3	83	3

Receiving	No.	Yds	TD	Long
Wright, Kendall	9	179	0	83
Peterson, Mike	4	65	2	24
Qaoud, Abe	3	49	1	27
Falkner, E.J.	2	35	0	18
Robinson, Raphael	2	18	0	10
Omon, Xavier	1	1	0	1
Totals...	21	347	3	83

Punting	No.	Yds	Avg	Long	In20	TB
Bradshaw, Jake	2	74	37.0	38	0	0
Totals...	2	74	37.0	38	0	0

All Returns	Punts			Kickoffs			Intercepts		
	No	Yds	Lg	No	Yds	Lg	No	Yds	Lg
Wright,Kendall	2	12	12	2	81	50	0	0	0
Falkner,E.J.	0	0	0	1	15	15	0	0	0
LeFlore,Chris	0	0	0	0	0	0	1	5	5
Gannan,Josh	0	0	0	1	19	19	0	0	0
Totals...	2	12	12	4	115	50	1	5	5

Field Goals  
Frevort, Tommy 2nd 00:00 38 yds Missed  
Frevort, Tommy 4th 11:40 40 yds Good

### Score by Quarters

Northwest Missouri	7	14	7	3	-	31 (7-0, 5-0)
Washburn	6	7	6	7	-	26 (4-3, 3-2)

### Scoring Summary

#### 1st Quarter

08:03	NWMSU	Peterson, Mike 14 yd pass from Mathews, Josh (Frevort, Tommy kick)
04:46	WU	Mosley, Ra'Shawn 53 yd run (Tetuan, Jarod rush failed)

#### 2nd

13:14	NWMSU	Omon, Xavier 1 yd run (Frevort, Tommy kick)
06:14	NWMSU	Qaoud, Abe 27 yd pass from Mathews, Josh (Frevort, Tommy kick)
03:46	WU	Hearn, Trent 28 yd run (Sabel, Connor kick)

#### 3rd

09:37	NWMSU	Peterson, Mike 22 yd pass from Mathews, Josh (Frevort, Tommy kick)
04:35	WU	Hearn, Trent 1 yd run (Sabel, Connor kick failed)

#### 4th

11:40	NWMSU	Frevort, Tommy 40 yd field goal, 7-17 3
01:53	WU	Watkins, Zach 72 yd fumble recovery (Sabel, Connor kick)

### Team Stats

	NWMSU	WU
FIRST DOWNS	25	8
RUSHES-YARDS (NET)	44-79	29-148
PASSING YDS (NET)	347	69
Passes Att-Comp-Int	32-21-2	15-5-1
TOTAL OFFENSE PLAYS-YARDS	76-426	44-217
Fumble Returns-Yards	0-0	1-72
Punt Returns-Yards	2-12	1-27
Kickoff Returns-Yards	4-115	4-99
Interception Returns-Yards	1-5	2-4
Punts (Number-Avg)	2-37.0	6-37.3
Fumbles-Lost	2-1	0-0
Penalties-Yards	2-15	5-48
Possession Time	37:08	22:52
Third-Down Conversions	9 of 16	5 of 12
Fourth-Down Conversions	0 of 1	0 of 0
Red-Zone Scores-Chances	4-6	1-1
Sacks By: Number-Yards	0-0	3-30






## Game 8 • Truman 21, Washburn 7 • Oct. 21, 2006

KIRKSVILLE, Mo. – The Ichabods turned the ball over on six of their seven second-half possessions, setting up two Truman touchdowns as Washburn lost 21-7 to the Bulldogs on a wet afternoon at Stokes Stadium Saturday. The Ichabods had their record evened at 4-4 overall and 3-3 in the MIAA as they lost their third straight while TSU went to 4-4 and 4-2.

The Ichabods kept the ball on the ground for most of the day with Trent Hearn, Ra'Shawn Mosley and Brandon Walker each rushing for over 50 yards. Mosley had the lone WU touchdown on a five-yard run in the first quarter. Quarterback Beau Wofford, who threw the ball just once in the first half, was 3-for-7 for 19 yards and an interception.

Truman scored first on a short rush from Mickey Masucci. WU had to punt on its next possession and then got the ball



back as Fletcher Terrell recovered a TSU fumble on the return. Starting on the Truman 12-yard line, Mosley carried the ball three straight times to get the score.

The Ichabods fumbled on the opening drive in the second half and TSU's Terry Chandler returned it 30 yards for a touchdown to break the 7-7 tie.

The Ichabods also fumbled their first drive in the fourth quarter that set up a three-play, 16-yards touchdown drive for the Bulldogs.

Both teams had trouble moving the ball throughout the game. Washburn had nine first downs while TSU had eight. The two teams combined for just 316 total yards of offense, including just 33 through the air.

### Washburn 7 Truman 21

Oct. 21, 2006 • Kirksville, Mo.  
Stokes Stadium • Attendance: 2,500

Washburn						
Rushing	No	Gain	Loss	Net	TD	Lg Avg
Hearn, Trent	16	56	4	52	0	11 3.2
Mosley, Ra'Shawn	17	59	12	47	1	9 2.8
Walker, Brandon	14	52	13	39	0	18 2.8
Cole, Brad	4	17	1	16	0	12 4.0
Wofford, Beau	2	2	0	2	0	2 1.0
TEAM	2	0	24	-24	0	0-12.0
Totals...	55	186	54	132	1	18 2.4

Passing						
	Att	Cmp	Int	Yds	TD	Long Sack
Wofford, Beau	7	3	1	19	0	14 0
Totals...	7	3	1	19	0	14 0

Receiving				
No.	Yds	TD	Long	
Gardner, Aaron	2	15	0	14
Hearn, Trent	1	4	0	4
Totals...	3	19	0	14

Punting						
No.	Yds	Avg	Long	In20	TB	
Boswell, Ben	6	219	36.5	53	2	0
Totals...	6	219	36.5	53	2	0

Punts Kickoffs Intercepts									
All Returns	No	Yds	Lg	No	Yds	Lg	No	Yds	Lg
Williams, Cary	0	0	0	1	19	19	0	0	0
Wilhoite, Michael	0	0	0	2	0	0	0	0	0
Tetuan, Jarod	1	9	9	0	0	0	0	0	0
Sissom, Sam	4	11	5	0	0	0	0	0	0
Terrell, Fletcher	0	0	0	1	30	30	0	0	0
Totals...	5	20	9	4	49	30	0	0	0

Field Goals  
none

Truman						
Rushing	No	Gain	Loss	Net	TD	Lg Avg
Ticich, Matt	21	89	8	81	2	18 3.9
Bembry, Marvin	13	58	2	56	0	37 4.3
Kenney, Phil	8	24	2	22	0	9 2.8
TEAM	2	0	8	-8	0	0 -4.0
Totals...	44	171	20	151	2	37 3.4

Passing						
	Att	Cmp	Int	Yds	TD	Long Sack
Ticich, Matt	4	1	0	14	0	14 0
Totals...	4	1	0	14	0	14 0

Receiving				
No.	Yds	TD	Long	
Kenney, Phil	1	14	0	14
Totals...	1	14	0	14

Punting						
No.	Yds	Avg	Long	In20	TB	
Masucci, Mickey	8	218	27.2	36	2	0
Totals...	8	218	27.2	36	2	0

Punts Kickoffs Intercepts									
All Returns	No	Yds	Lg	No	Yds	Lg	No	Yds	Lg
Rodriguez, Derek	1	-9	0	1	37	37	0	0	0
Sternberg, Eric	0	0	0	0	0	0	1	11	11
Totals...	1	-9	0	1	37	37	1	11	11

Field Goals  
none

#### Score by Quarters

Washburn	7	0	0	0	7	(4-4,3-3)
Truman	7	0	7	7	21	(4-4,4-2)

#### Scoring Summary

##### 1st Quarter

05:32	TSU	Ticich, Matt 1 yd run (Masucci, Mickey kick),
02:17	WU	Mosley, Ra'Shawn 5 yd run (Sabel, Connor kick)

##### 3rd Quarter

13:10	TSU	Terry, Chandler 30 yd fumble recovery (Masucci, Mickey kick)
-------	-----	--

##### 4th Quarter

11:20	TSU	Ticich, Matt 15 yd run (Masucci, Mickey kick)
-------	-----	---

#### Team Stats

	WU	TSU
FIRST DOWNS	9	8
RUSHES-YARDS (NET)	55-132	44-151
PASSING YDS (NET)	19	14
Passes Att-Cmp-Int	7-3-1	4-1-0
TOTAL OFFENSE PLAYS-YARDS	62-151	48-165
Fumble Returns-Yards	0-0	1-30
Punt Returns-Yards	5-20	1--9
Kickoff Returns-Yards	4-49	1-37
Interception Returns-Yards	0-0	1-11
Punts (Number-Avg)	6-36.5	8-27.2
Fumbles-Lost	5-5	1-1
Penalties-Yards	7-53	2-10
Possession Time	32:06	27:54
Third-Down Conversions	3 of 15	3 of 12
Fourth-Down Conversions	1 of 3	0 of 1
Red-Zone Scores-Chances	1-2	2-2
Sacks By: Number-Yards	0-0	0-0