



2006 Washburn Ichabod Football

2005 MIAA Champions



Washburn (5-4, 4-3 MIAA)

VS

Missouri Southern (4-5, 2-5 MIAA)
Nov. 4, 2006 • Fred Hughes Stadium (7,000)
Joplin, Mo. • 2 p.m. CST



Fast Facts

Radio

KTPK 106.9 FM with Bruce Steinbrock (play-by-play), Mark Elliott (color) and Jamie Overocker (sideline)

Coaches

Craig Schurig is 30-25 in his fifth season at Washburn. He is 23-19 against the MIAA. He is 3-1 against Missouri Southern. Bart Tatum is 4-5 in his first season at Missouri Southern. He spent 12 seasons as an assistant coach at Northwest Missouri.

Tickets

Tickets for Washburn home games are available by calling the Washburn ticket office at (785) 670-BODS (2637).

Sports Information Contacts

Washburn

Gene Cassell

Email: gene.cassell@washburn.edu

Phone: (785) 670-1791

Yager Stadium Press Box: (785) 670-1563

Internet Address: www.wusports.com

Missouri Southern

Football Contact: Justin Maskus

Email: maskus-j@mssu.edu

Office Phone: (417) 625-9359

SID Fax: (417) 625-9397

Press Box Phone: (417) 659-4384

Internet Address: www.mssu.edu/athletics

Overnight Address: 3950 E. Newman Rd.
Joplin, Mo. 64801

Ichabods vs Lions

The Game . . .

The Washburn Ichabods (5-4, 4-3 MIAA) will travel to Missouri Southern (4-5, 2-5 MIAA) for their final regular season road game of the season. The Ichabods are in search of their second straight win overall and fourth straight against the Lions in the series. Washburn is coming off a 37-6 homecoming win over Emporia State and the Lions fell to Fort Hays State 10-0 last time out. With a Washburn win, the Ichabods would clinch their third straight winning season.

Ichabods on Radio . . .

The game will be broadcast live on KTPK 106.9 FM - the home of the Ichabods and Lady Blues. The game can also be heard on the internet at www.wusports.com by following the "Listen to the Game" links. Bruce Steinbrock will be the play-by-play voice of the Ichabods and former WU quarterback Mark Elliott will be the color analyst. Jamie Overocker will provide sideline reports.

The Coaches . . .

Washburn head football coach Craig Schurig was named head coach of the Ichabod football program Dec. 28, 2001. Schurig is 30-25 (.569) in his fifth season as the Ichabod head coach and he is 23-19 (.579) against the MIAA. He led the Ichabods their first MIAA title since joining the league and the first conference title since the Ichabods won the CSIC in 1983 this past season. He was the 2005 MIAA Coach of the Year after leading the Ichabods to their first NCAA Playoffs and MIAA Championship. (complete bio on page 2 of notes).

Missouri Southern head coach Bart Tatum spent 12 seasons as an assistant at Northwest Missouri before being named head football coach at Missouri Southern on Dec. 13, 2005. The move to MSSU marks Tatum's first head coaching job. At Northwest Tatum was offensive coordinator for two seasons and recruiting coordinator for all 12.

Ichabods last time out . . .

The Ichabods last time out - Washburn 37, Emporia State 6:

(Oct. 28) TOPEKA - The Washburn Ichabods snapped a three-game losing streak with a 37-6 win over arch-rival Emporia State on homecoming Saturday at Yager Stadium in the 103 rd meeting between the two schools. Washburn will be in action next Saturday in Joplin, Mo., as they take on the Missouri Southern Lions at 2 p.m.

Emporia State (3-6, 2-5 MIAA) jumped on the board first as Lucas Sullivan caught a 14-yard pass from Ben Purkeypile capping a 51-yard drive. On the extra point attempt, ESU was called for holding pushing the attempt back 10 yards and it was wide as ESU took the early 6-0 lead.

On the ensuing drive, Washburn (5-4, 4-3 MIAA) marched 60 yards in 13 plays covering 6:21 as Trent Hearn scored from 4-yards out and Connor Sabel added the extra point giving the Ichabods a 7-6 lead late in the first quarter. It was all the scoring the Ichabods would need as Washburn then added 30 straight points leading to the final margin of 29 points.

After both teams went nearly the entire second quarter without a score, Zach



2006 Washburn Ichabod Football

2005 MIAA Champions

2006 MIAA Standings

MIAA Overall

 NWMSU (2)	7-0	9-0
 PSU (8)	6-1	8-1
 MWSU (16)	6-1	8-1
 WU	4-3	5-4
 TSU	4-3	4-5
 MSSU	2-5	4-5
 UCM	2-5	4-5
 ESU	2-5	3-6
 SBU	1-6	1-8
 FHSU	1-6	1-8

Previous Results

Oct. 28, 2006

- *ESU 6 @ WU 37 Final
- *MWSU 24 @ SBU 21 Final
- *NWMSU 31 @ UCM 14 Final
- *MSSU 0 @ FHSU 10 Final
- *TSU 21 @ PSU 45 Final

Upcoming Schedule

Saturday, November 4

- *SBU @ TSU..... 12 noon
- *ESU @ UCM..... 1:30 p.m.
- *FHSU @ MWSU..... 2 p.m.
- *PSU vs NWMSU, The Fall Classic V..... 2 p.m.
- *WU @ MSSU..... 2 p.m.

Saturday, November 11

- *MSSU @ ESU..... 1 p.m.
- *MWSU @ WU..... 1 p.m.
- *NWMSU @ SBU..... 1:30 p.m.
- *UCM @ PSU..... 2 p.m.
- *TSU @ FHSU..... 2 p.m.

Saturday, November 18

NCAA Division II Playoffs – First Round

Saturday, November 25

NCAA Division II Playoffs –Second Round

Saturday, December 2

NCAA Division II Playoffs –Quarters
Mineral Water Bowl @ Excelsior Springs, Mo. 1 p.m.

Watkins intercepted a Purkeypile pass and returned it 19 yards for a score to put the Ichabods up 14-6 after the extra point.

The Hornets were held to a three-and-out on their next possession and the Ichabods drove from the ESU 41 to the ESU 6 and Sabel connected on a 23-yard yard field right before halftime pushing the Ichabods to a 17-6 lead at the break.

The Ichabods held the Hornets to 88 yards of total offense in the first half on 27 plays while the Ichabods gained 220 yards on 37 plays.

In the second half, Washburn's special teams came up big on the Hornets' first drive as Fletcher Terrell blocked an ESU punt and the Ichabods recovered it at the ESU 17. Four plays later, Ra'Shawn Mosley crossed paydirt for the score and a 24-6 Washburn lead.

On ESU's ensuing drive, Terrell came up with an interception at the Washburn 34 setting up another Washburn score as the Ichabods drove 49 yards and 10 plays as staring linebacker Chris Brown scored from 1-yard out with 3:03 on the clock in the third quarter.

Washburn wrapped up the scoring with 17 seconds left in the game as Brandon Walker scampered 28 yards for the score and a 37-6 Washburn win.

Walker finished with 114 yards on the ground on 21 carries to lead the Ichabods as Washburn gained 248 yards in rushing on 52 attempts. Mosley rushed for 62 and a score and Trent Hearn had 28 and a touchdown raising his career rushing total to 3,020 becoming the first Ichabod to rush for more than 3,000 in a career.

Beau Wofford, making his third start, was 11 for 19 for 170 yards with the majority of his yardage going to Aaron Gardiner who had four catches for 90 yards.

Ichabod head coach Craig Schurig

Entering his fifth seasons as the Ichabods' head coach, Washburn head coach Craig Schurig has led the Washburn football program to a 30-25 (.569) overall record and a 23-19 (.579) record in the MIAA.

The Schurig-led Ichabods built on the momentum of the 2004 Mineral Water Bowl Championship to their first NCAA Playoff appearance as well as Washburn earning their first MIAA Championship in 2005. Schurig earned the MIAA's Coach of the Year for his efforts leading the Ichabods in 2005. The conference championship was the first by the Ichabods since the 1983 season. He was also named the AFCA's Region 3 Coach of the Year.

Washburn finished the 2005 season with a school-record nine wins and a 7-1 mark in conference play.

The 2004 season saw the Ichabods record their first winning season since 1999 and their first postseason win since 1986 with a 36-33 win over Northern State in the Mineral Water Bowl.

Schurig was named the Ichabod head coach on

Dec. 28, 2001 after coaching for nearly a decade in a winning program. Schurig has brought the knowledge of success, a winning attitude and a new intensity to the Ichabod football program.

In his four seasons at Washburn, the Ichabods have had three All-American selections, two MIAA Freshman of the Year and 41 players receive all-MIAA honors. He has been equally on task with players in the classroom with 54 Ichabods named to the MIAA Commissioner's Academic Honor Roll, including two Academic All-Americans.

Schurig, a Willingboro, N.J., native, was a four-year letterman as a defensive back at Colorado Mines and was selected team captain as a senior. He earned second-team all-Rocky Mountain Athletic Conference honors as a senior. He graduated in 1987 with a bachelor's degree in petroleum engineering.

Schurig earned a master's degree in physical education at Pittsburg State in 1996. Craig and his wife, Louisa, have a daughter, Samantha, and two sons, Mitchell and Michael.

Washburn in the AFCA National Poll under Coach Schurig

Number of times in the ranking	15	Times ranked No. 1	0
Number of times in the Top 10	3	Most weeks at No. 1	0
Highest ranking	5 (11/5/05)	Most consecutive weeks at No. 1	0
Highest final ranking	13 (2005)	Last No. 1 ranking	n/a
Most consecutive times in rankings	14	Last week ranked	RV
Most consecutive times in the top 10	3	Current streak of weeks ranked	14

Week-by-week in the national poll under head coach Craig Schurig

Year	Pre	1	2	3	4	5	6	7	8	9	10	11	12	Final
2002	--	--	--	--	--	--	--	--	--	--	--	--	--	--
2003	--	--	--	RV	--	--	--	--	--	--	--	--	--	--
2004	--	--	--	--	--	--	--	--	--	--	--	--	--	--
2005	--	RV	RV	RV	24	RV	RV	25	13	10	6	5	12	13
2006	17	16	T15	25	22	20	19	RV	RV	--	--	--	--	--



2006 Washburn Ichabod Football

2005 MIAA Champions

About the Lions



General Information

Name: Missouri Southern State University
 Location: Joplin, Mo.
 Founded: 1968
 Enrollement: 5,740
 Affiliation: NCAA II
 Conference: MIAA
 Nickname: Lions
 Colors: Green and white
 President: Dr. Julio S. Leon
 Athletics Director: Sallie Beard
 Stadium: Fred G. Hughes Stadium
 Playing Surface: Sprint Turf

Coaching Staff



Head Coach:
 Bart Tatum
 (Austin College, 1991)
 Record at MSSU:
 4-5, First season
 Overall Record:
 same
 Best time to reach Tatum:

Mornings
 Football Office Phone:
 (417) 625-9358
 Assistant Coaches:
 Daryl Daye (Defensive coordinator)
 Matt Karleskint (Co-offensive coordinator/offensive
 backs)
 Casey Meile (Co-offensive coordinator/offensive
 line)
 Brian Ward (Special teams/safeties)
 Matt Plunkett (Wide receivers)
 John Tatum (Cornerbacks)

Sports Information

Football Contact: Justin Maskus
 Email: maskus-j@mssu.edu
 Office Phone: (417) 625-9359
 SID Fax: (417) 625-9397
 Press Box Phone: (417) 659-4384
 Internet Address: www.mssu.edu/athletics
 Overnight Address: 3950 E. Newman Rd.
 Joplin, Mo. 64801

Defensively, the Ichabods were led by Jarod Tetuan who had eight tackles. Bruce Ringwood had seven tackles with three for loss and a fumble recovery.

Washburn held the Hornets to 168 total offensive yards, compared to 418 for the Ichabods. Washburn had a 36:05 to 23:55 advantage in time of possession including a 11:45 to 3:15 in the fourth quarter.

About the Opponent . . . last time out

Fort Hays State 10, Missouri Southern 0 - Oct. 28, 2006

Hays, Kan. -- The Missouri Southern offense was silenced for the first time in three years, 33 games to be exact, as Fort Hays State got its first win as a member of the MIAA, defeating the Lions 10-0.

Southern (4-5, 2-5 MIAA) out gained the Tigers 227-199, but four interceptions and two fumbles kept the Lions' trips to the redzone limited to just two on the day.

Neither team scored in the first quarter, but with 12:49 left in the second, Tigers' running back Jordan Hickel ran the ball in for a one-yard touchdown, putting Fort Hays (1-8, 1-6) up 7-0 after the Justin Barr kick after. Barr added a 26 yard field goal with 6:49 left in the half to make the lead 10-0. No one would score after that point as both defenses dug in.

Junior receiver Colin Bado came into the game needing just four receptions to tie the Southern single-season mark and in the third quarter Bado collected two separate passes of nine yards from Adam Hinspeter to tie and break the record set by DeMarcus Mathes in 2004. Bado added four more receptions, nine in all, for 74 this season. The nine receptions gives Bado 152 in his career, just six shy of tying the Southern career mark of 158 held by Rod Smith.

Ronnell Newman had 82 yards on 11 carries, while Adam Hinspeter threw for 144 yards on 20-34 passing. Jared Brawner had a career-high 11 tackles. Kyle Mayden had 10 tackles, 2.5 for a loss of 10 yards, and 1.5 sacks. Kellen Anderson had nine tackles and a half a sack, while Luke Deras picked up a sack.

The Tigers' Isaiah Burnette had two of FHSU's four interceptions on the day. Hoang Mai, Alonzo McAdoo and Albert Rodriguez had a sack each.

Series Notes . . .

Today's meeting is the 37th meeting in the series. The Lions lead the all-time series 20-15-1. The Ichabods have won seven of the last eight meetings. In games played in Joplin, the Ichabods have won three of the last four. In Topeka, the

Series history with Missouri Southern Lions lead the all-time series 20-15-1

O17 1970	T	21-21	Joplin	O5 1991	L	6-31	Topeka
O16 1971	L	10-14	Topeka	O3 1992	L	14-44	Joplin
O21 1972	L	3-14	Topeka	O30 1993	L	21-36	Topeka
O19 1973	W	9-3	Joplin	O29 1994	L	16-38	Joplin
N2 1974	W	35-17	Topeka	N11 1995	L	0-25	Topeka
N1 1975	L	9-21	Joplin	N16 1996	L	31-32	Joplin
O23 1976	L	21-35	Joplin	O23 1997	L	14-17	Topeka
O8 1977	L	21-38	Topeka	O24 1998	W	49-37	Joplin
O7 1978	L	7-20	Joplin	S18 1999	W	35-28	Topeka
N10 1979	W	20-19	Topeka	S16 2000	W	24-22	Joplin
N8 1980	L	9-35	Joplin	S22 2001	W	29-28	Topeka
O3 1981	L	0-12	Topeka	S28 2002	L	28-52	Joplin
O2 1982	L	0-20	Topeka	N15 2003	W	38-35	Topeka
N12 1983	W	24-10	Topeka	N6 2004	W	58-43	Joplin
N10 1984	W	31-29	Joplin	O29 2005	W	49-35	Topeka
S28 1985	W	19-6	Topeka				
S27 1986	W	25-7	Joplin				
O24 1987	L	14-32	Topeka				
O22 1988	W	35-23	Joplin				
S23 1989	L	6-21	Joplin				
S22 1990	L	3-30	Joplin				



2006 Washburn Ichabod Football

2005 MIAA Champions

Ichabods have won the last four games. In the last 10 games in the series, the Ichabods have outscored the Lions 355 to 329 - an averaged of 35.5 to 32.9 points.

Last Meeting with Emporia State . . .

(Oct. 29, 2005) - TOPEKA -- The No. 6 Washburn Ichabods improved to 9-1 and 7-0 in the MIAA with their 49-35 win over Missouri Southern. With the win, the Ichabods clinched at least a share of the MIAA title.

The Ichabods jumped on the Lions as they scored touchdowns on five of its first six possessions. The first two coming on Trent Hearn runs of 3- and 24-yards.

Brandon Walker came in at quarterback and guided the Ichabods on a 10-play, 64-yard drive as he ran 11 yards for a touchdown to put the Ichabods up 21-0 with 14:12 to go in the second quarter.

Hearn rushed for his third touchdown of the afternoon on a 4-yard run. Hearn would not carry the ball the rest of the game as he would finish with 122 yards on eight carries and the three touchdowns playing only one quarter and 3:40 of the second quarter. Hearn also raised his season total to 1,035 yards becoming only the fourth Ichabod to rush for more than 1,000 yards in a single season and the first Ichabod to do it twice in a career.

Rawshawan Bland capped a 9-play, 95-yard drive that put the 'Bods up 35-0 entering halftime.

The Lions jumped on the board as Dartan Johnson scored on a 5-yard run. A.J. Patterson scored on a 16-yard pass from Jordan Brill to push the Ichabods back to a 42-7 lead with 4:41 left in the third quarter.

The Lions scored again as Jamison Hummel pulled down an Adam Hinspeter pass from seven yards out.

Washburn's Chris Brown, who played both defense and offense for the second straight week, scored on a 6-yard run to wrap up the Ichabod scoring. Brown finished with a game-high 129 yards on the ground on 17 carries.

Southern scored on a 17-yard run by Ronnell Newman and added two more scores within 2:12 of one another as they blocked two punts inside the Ichabod 20 and converted them both for two touchdowns.

The Ichabods as a team rushed for 382

Last Meeting with the Lions

Missouri Southern 35 No. 6 Washburn 49

Oct. 29, 2005 • Topeka, Kan.
Yager Stadium • Attendance: 4,825

Washburn						
Rushing	No	Gain	Loss	Net	TD	Lg Avg
Brown, Chris	17	131	2	129	1	26 7.6
Hearn, Trent	8	122	0	122	3	66 15.2
Walker, Brandon	11	104	5	99	1	16 9.0
Patterson, A.J.	7	35	0	35	0	13 5.0
Bland, Rawshawan	3	16	0	16	1	8 5.3
McCann, Chris	5	11	0	11	0	5 2.2
Gardiner, Aaron	1	3	0	3	0	3 3.0
TM-Ichabods	1	0	1	-1	0	0 -1.0
Brill, Jordan	2	0	12	-12	0	0 -6.0
Mangino, Tommy	2	0	20	-20	0	0 -10.0
Totals...	57	422	40	382	6	66 6.7

Passing	Att	Cmp	Int	Yds	TD	Long	Sack
Brill, Jordan	18	10	0	201	1	42	1
Mangino, Tommy	0	0	0	0	0	0	2
Totals...	18	10	0	201	1	42	3

Receiving	No.	Yds	TD	Long
Lehman, Cason	3	72	0	42
Scott, Jeff	2	60	0	35
Odupitan, Mike	2	33	0	19
Gardiner, Aaron	1	19	0	19
Patterson, A.J.	1	16	1	16
Bland, Rawshawan	1	1	0	1
Totals...	10	201	1	42

Punting	No.	Yds	Avg	Long	In20	TB
Massey, Curtis	2	111	55.5	85	0	1
TM-Ichabods	2	0	0.0	0	0	0
Totals...	4	111	27.8	85	0	1

	Punts			Kickoffs			Intercepts		
All Returns	No	Yds	Lg	No	Yds	Lg	No	Yds	Lg
Lehman,Cason	1	10	10	0	0	0	0	0	0
Terrell,Fletcher	2	17	11	0	0	0	2	16	10
Walker,Brandon	0	0	0	1	22	22	0	0	0
Totals...	3	27	11	1	22	22	2	16	10

Field Goals
None

Score by Quarters

Missouri Southern	0	0	14	21	35
Washburn	14	21	7	7	49

Scoring Summary

1st Quarter

WU	13:45	Hearn, Trent	3 yd run
		Sabel, Connor	kick
WU	09:28	Hearn, Trent	24 yd run
		Sabel, Connor	kick

2nd Quarter

WU	14:12	Walker, Brandon	11 yd run
		Sabel, Connor	kick
WU	10:20	Hearn, Trent	4 yd run
		Sabel, Connor	kick
WU	04:22	Bland, Rawshawan	3 yd run
		Sabel, Connor	kick

3rd Quarter

MSSU	07:51	Johnson, Dartan	5 yd run
		McBride, Shane	kick
WU	04:41	Patterson, A.J.	16 yd pass from Brill, Jordan
		Sabel, Connor	kick
MSSU	01:32	Hummel, Jamison	7 yd pass from Hinspeter, Adam
		McBride, Shane	kick

4th Quarter

WU	12:14	Brown, Chris	6 yd run
		Sabel, Connor	kick
MSSU	10:05	Newman, Ronnell	17 yd run
		McBride, Shane	kick
MSSU	07:29	Mason, Tedaryl	14 yd pass from Emert, Nathan
		McBride, Shane	kick failed
MSSU	05:17	Emert, Nathan	2 yd run
		McBride, Shane	rush

Missouri Southern

Rushing	No	Gain	Loss	Net	TD	Lg	Avg
Newman, Ronnell	8	64	0	64	1	17	8.0
Johnson, Dartan	13	54	1	53	1	13	4.1
Hinspeter, Adam	7	33	10	23	0	12	3.3
Bado, Colin	1	6	0	6	0	6	6.0
Emert, Nathan	1	2	0	2	1	2	2.0
Totals...	30	159	11	148	3	17	4.9

Passing	Att	Cmp	Int	Yds	TD	Long	Sack
Hinspeter, Adam	36	24	2	279	1	63	0
Emert, Nathan	2	1	0	14	1	14	0
Totals...	38	25	2	293	2	63	0

Receiving	No.	Yds	TD	Long
Bado, Colin	7	71	0	27
Johnson, Dartan	6	56	0	18
Newman, Ronnell	5	57	0	18
Bromley, Dustin	2	67	0	63
Mason, Tedaryl	2	25	1	14
Farrell, Matt	2	10	0	7
Hummel, Jamison	1	7	1	7
Totals...	25	293	2	63

Punting	No.	Yds	Avg	Long	In20	TB
Hawkins, Brandon	4	151	37.8	43	0	0
Totals...	4	151	37.8	43	0	0

All Returns	Punts			Kickoffs			Intercepts		
	No	Yds	Lg	No	Yds	Lg	No	Yds	Lg
Chapman, Jordan	2	10	0	0	0	0	0	0	0
Wyatt, Keith	0	0	0	1	3	0	0	0	0
Hughes, Ricky	0	0	0	2	18	12	0	0	0
Brown, Travis	0	0	0	1	24	24	0	0	0
Totals...	2	10	0	4	45	24	0	0	0

Field Goals
None

Team Stats

	MSSU	WU
FIRST DOWNS	23	28
Rushing	10	19
Passing	12	9
Penalty	1	0
NET YARDS RUSHING	148	382
Rushing Attempts	30	57
Average Per Rush	4.9	6.7
NET YARDS PASSING	293	201
Completions-Attempts-Int	25-38-2	10-18-0
Average Per Completion	11.7	20.1
TOTAL OFFENSE YARDS	441	583
Total offense plays	68	75
Average Gain Per Play	6.5	7.8
Fumbles: Number-Lost	2-0	2-0
Penalties: Number-Yards	9-70	7-51
PUNTS-YARDS	4-151	4-111
Average Yards Per Punt	37.8	27.8
Net Yards Per Punt	31.0	20.2
KICKOFFS-YARDS	6-341	8-481
Average Yards Per Kickoff	56.8	60.1
Net Yards Per Kickoff	39.8	44.5
Touchbacks	4	4
Punt returns: Number-Yards-TD	2-10-0	3-27-0
Average Per Return	5.0	9.0
Kickoff returns: Number-Yds-TD	4-45-0	1-22-0
Average Per Return	11.2	22.0
Interceptions: Number-Yds-TD	0-0-0	2-16-0
Fumble Returns: Number-Yds-TD	0-0-0	0-0-0
Miscellaneous Yards	0	0
Possession Time	26:42	33:18
Third-Down Conversions	3 of 10	7 of 13
Fourth-Down Conversions	0 of 2	2 of 2

[illegible]



2006 Washburn Ichabod Football

2005 MIAA Champions

Topeka ... the 73 plays Washburn ran against the Hornets were a season high.

Ichabods vs ranked opponents . .

The Ichabods are 5-33 vs ranked Division II opponents after their win over No. 4 ranked Pittsburg State on Oct. 1, 2005.

The win was the highest win over a ranked opponent since the Ichabods joined the D-II ranks. The win over the then No. 14 ranked Colorado Mines in the 2005 opener was the first win over a ranked team on the road for the Ichabods and the win over then No. 5 Northwest Missouri was the Ichabods' highest win over a ranked opponent on the road. The other two wins over a ranked opponents are Emporia State 34-21, when the Hornets were ranked No. 16 in the nation on Nov. 2, 2002.

The other two wins over ranked opponents were both against UCM - on Oct. 17, 1992 when the Ichabods beat 20th-ranked Central Missouri 13-10 in Topeka and on Sept. 16, 2006 when the Ichabods beat the Mules in Warrensburg 14-10.

Under head coach Craig Schurig, the Ichabods are 5-12 against ranked opponents since 2002. They are 4-5 since the 2004 season including a 3-1 record in 2005.

Record watch . . .

• Trent Hearn and the rushing and scoring charts

Senior running back Trent Hearn became Washburn's all-time leading rusher passing Dino DeLisa (1983-85) on top of the all-time rushing chart lifting against Central Missouri. He has rushed for 3,020 career yards and has also recorded 47 rushing touchdowns ... he became the first Ichabod to rush for at least

3,000 yards in a career ... Hearn also owns the single season record of 1,203 yards set last season ... his 288 points is also tops on the school scoring chart ... he is also sixth on the school's all-time all purpose yardage chart with 3,172.

• Sam Sissom and the receiving charts

• This season, Sissom has snapped the WU all-time receptions with 183 and his 3,178 career receiving yards ... against SBU, Sissom recorded his 39th career TD, breaking the MIAA's career touchdown reception record for all games record held by Northwest Missouri's Jamaica Rector ... Sissom's 3,178 career receiving yards is pushes him into fifth on the MIAA's all-time chart. He trails ESU's Lester McCoy (1997-2000), who recorded 3,234 needing 56 yards to move into fourth ... Sissom also needs 53 yards to become the third Ichabod to gain 4,000 all-purpose yards entering the Missouri Southern game with 3,947.

• Connor Sabel and the kicking charts

• Senior placekicker Connor Sabel has recorded 194 career points, which is tied for fifth on the all-time scoring chart ... the school kick scoring record is 210 held by Chad Todd (1997-2000).

• Schurig and the Washburn coaching charts

Fifth-year head coach Craig Schurig enters the season ranked fifth on the school wins chart with 30 ... next on the list is Tony DeMeo (1994-2001) who recorded 31 in his eight seasons at Washburn.

2006 Players of the Game -- as selected by Ichabod Coaching Staff

Game	Off. Skill	Def. Skill	Special Teams	Off. Line	Def. Line	Work Team Off.	Work Team Def.	Big Hit
CSM	Aaron Gardiner, WR	Cary Williams, DB	Connor Sabel, PK Erin Beck, FS	Andy Kavanaugh, OT	Trey Lewis, DT	Jake Iverson, QB	Chris Durkin, LB	Nick Bull, OL Bruce Ringwood, LB
at WWU	Sam Sissom, WR	Jarod Tetuan, FS	Jake Lebahn, WR Zach Watkins, LB	Dan Schneider, OC	Eric Lawrence, DE	Bill Boyer, OL	Jake Forck, DB	Bruce Ringwood, LB
at UCM	Brandon Walker, WR	Zach Watkins, LB	Ben Boswell, P Zach Watkins, LB	Jeff Rickard, OL	Brandon Jackson, DE	Terrance Lowe, RB	Seth Homolka, LB	The D-Line
at FHSU	Jordan Brill, QB	Fletcher Terrell, DB	Jake Lebahn, WR Chris Brown, LB	Eric Eisenbarth, OL	Cody Huenefeld, DE	Cameron Knox, TE	Clayton Calder, LB	Michael Krajeck, LB
SBU	Ra'Shawn Mosley, RB	Aaron Neal, LB	Connor Sabel, PK Brad Cole, WR	Dan Schneider, OL	Eric Lawrence, DE	Jake Iverson, QB	Marcus Shanahan, FS	Aaron Neal, LB
at PSU	Trent Hearn, RB	Fletcher Terrell, DB	Ben Boswell, P Michael Krajeck, LB	Trent Stanley, OL	Trey Lewis, DT	Josh Moller, OL	Marcus Shanahan, FS	Trent Stanley, OL
at NWMSU	Beau Woford, QB Brandon Walker, QB	Bruce Ringwood, LB	Ben Boswell, P Cary Williams, DB	Eric Eisenbarth, OL	Mitch Birt, DE	Josh Torrez, RB	Ben Muir, LB	Bruce Ringwood, LB Adam Ewy, LB
at TSU	Ra'Shawn Mosley, RB	Jarod Tetuan, FS	Ben Boswell, P Fletcher Terrell, DB	Andy Kavanaugh, OT	Cody Huenefeld, DT	Ty Lewis, OL	Ray Trice, LB	Adam Ewy, LB
ESU	Jake Lebahn, WR	Jarod Tetuan, FS	Fletcher Terrell, DB Brad Cole, WR	Dan Schneider, OL	Bruce Ringwood, LB	Ian Visttine, OL	John Hattrup, LB	Henry Talley, LB James Martin, TE



2006 Washburn Ichabod Football

2005 MIAA Champions

Ichabods in homecoming games . . .

With their homecoming win over Emporia State, the Ichabods have won 17 of their last 23 homecoming match ups played on the road and in Yager Stadium. The Ichabods have now won four straight homecoming games in Yager Stadium last falling on Oct. 26, 2002 in double overtime to Missouri Western 34-28.

'Bods and Ends . . .

- Of Sam Sissom's 39 touchdown receptions, Jordan Brill has thrown six of his career 39 to Sissom. Other quarterbacks who have tossed TD's to Sissom are Tyler Schuerman (16 of his career 53), Dustin Hickel (15 of his career 32), Cason Lehman (2 of his career 4).
- The Ichabods are outscoring their opponents 75 to 28 in the third quarter.
- The Ichabods are 26 of 35 in the redzone this season and 23 trips have been converted into touchdowns with three field goals. Ichabod opponents are 20 of 27 in the redzone and they have scored 14 touchdowns with six field goals.
- In addition to needing only eight yards to become the first Ichabod to rush for 3,000 yards in a career, Trent Hearn needs 14 carries to break Dino DeLisa's career rushing attempts mark of 665.
- Fletcher Terrell needs three more total tackles to reach 200 for his career ... he added his Washburn record 20th interception against Emporia State on Saturday ... he also raised his NCAA Division II record for passes defended to 65.

Southwest Regional Rankings (10-30) . . .

1. Northwest Missouri State (9-0)
2. Chadron State (9-0)
3. Missouri Western State (8-1)
4. Tarleton State (5-3)
5. Abilene Christian (7-1)
6. West Texas A&M (8-1)
7. Midwestern State (7-2)
8. Pittsburg State (8-1)
9. Fort Lewis (6-4)
10. Southwestern Oklahoma State (5-4)
11. Washburn (5-4)
12. Nebraska-Kearney (4-4)

Up next . . .

The Ichabods return home for senior day on Nov. 11 against Missouri Western at 1 p.m. in Yager Stadium. Sixteen seniors will be honored in pregame ceremonies: they are Zach Hemmerling, Nick Bull, Roy Sims, Trey Lewis, Fletcher Terrell, Cody Huenefeld, Connor Sabel, Trent Hearn, Dan Schneider, Aaron Neal, Aaron Gardiner, Taurence Minikwu, Matt Brown, Chris Brown, Marquetis Burgess and Sam Sissom.



2006 Washburn Ichabod Football

2005 MIAA Champions

The last time it happened . . .

400 Passing Yards

12/4/04 vs Northern State - Tyler Schuerman (400 yards)

300 Passing Yards

9/9/06 vs Western Washington - Jordan Brill (330 yards)

40 Pass Attempts

10/26/02 vs Missouri Western - Dustin Hickel (42 attempts)

20 Pass Completions

9/17/05 vs Central Washington - Jordan Brill (21 completions)

10/8/05 vs Northwest Missouri - Jordan Brill (21 completions)

100-199 Receiving Yards

9/2/06 vs Colorado Mines - Aaron Gardiner (128 yards - 6 receptions)

200 or more Receiving Yards

9/9/06 vs Western Washington - Sam Sissom (214 yards - 7 receptions)

100-174 Rushing Yards

10/28/06 vs Emporia State - Brandon Walker (114 yards - 21 carries)

175 or more Rushing Yards

9/30/2006 vs Southwest Baptist - Ra'Shawn Mosley (193 - 15 carries)

Kickoff returned for a touchdown

10/1/2005 vs Pittsburg State - Fletcher Terrell (83 yards)

Punt returned for a touchdown

9/23/05 vs Southwest Baptist - Jake Lebahn 15-yard return (in end zone off Chris Brown blocked punt)

Punt returned for a touchdown (not on a blocked punt)

11/6/04 vs Missouri Southern - Sam Sissom (66 yards)

Interception returned for a touchdown

10/28/06 vs Emporia State - Zach Watkins (19 yards)

Fumble Recovery for a touchdown

10/14/06 vs Northwest Missouri - Zach Watkins (72-yard return)

9/25/04 vs Northwest Missouri - Mitch Birt (Recovery in endzone after sack)

500 Yards in Team Total Offense

10/29/2005 vs Missouri Southern - (583 total yards)

600 Yards in Team Total Offense

9/30/06 vs Southwest Baptist (644 total yards)

30 First Downs

12/4/04 vs Northern State - (543 total yards - 13 rushing, 15 passing, 2 penalty)

Overtime Game

11/5/05 vs Missouri Western - (loss 28-21 in one overtime)

Double Overtime Game

10/26/02 vs Missouri Western - (loss 34-28 in double overtime)

Last Time Shutout

11/7/98 vs Central Missouri - (loss 37-0 -- a streak of 89 games without one)

Last Time Washburn Recorded a shutout

9/18/04 vs Truman State- (win 62-0) -- a streak of 28 games

2006 AFCA Poll #10

Oct. 31, 2006	Rec.	Pts.	Prv.
1. Grand Valley St. (Mich.) (26)	9-0	697	1
2. Northwest Missouri St. (1)	9-0	669	2
3. North Alabama (1)	8-0	649	3
4. North Carolina Central	9-0	590	4
5. Shepherd (W.Va.)	8-0	553	5
6. Bloomsburg (Pa.)	8-1	551	6
7. Nebraska-Omaha	7-1	523	7
8. Pittsburg St. (Kan.)	8-1	488	8
9. Chadron St. (Neb.)	9-0	481	9
10. North Dakota	7-1	467	10
11. Newberry (S.C.)	9-0	410	15
12. West Texas A&M	8-1	392	13
13. Missouri Western St.	8-1	371	16
14. Northwood (Mich.)	7-1	305	17
15. Tiffin (Ohio)	9-0	288	18
16. Valdosta St. (Ga.)	6-2	245	12
17. Delta St. (Miss.)	7-2	236	19
18. Indiana (Pa.)	7-1	223	20
19. Abilene Christian (Texas)	7-1	217	14
20. South Dakota	7-2	216	11
21. Elizabeth City St. (N.C.)	8-1	140	23
22. Winona St. (Minn.)	7-2	105	24
23. Midwestern St. (Texas)	7-2	91	25
24. Wingate (N.C.)	7-2	60	NR
25. C.W. Post (N.Y.)	7-2	43	NR

Others receiving votes: Bemidji St. (Minn.), 17; California (Pa.), 15; Lane (Tenn.), 14; Arkansas Tech, 10; Carson-Newman (Tenn.), 10; Presbyterian (S.C.), 6; Harding (Ark.), 5; Bryant (R.I.), 4; Kentucky St., 4; St. Joseph's (Ind.), 3; Tarleton St. (Texas), 2.

D2Football.com Poll #10

	Last Week	Record
1 Grand Valley	1	(9-0)
2 Northwest Missouri	2	(9-0)
3 North Alabama	3	(8-0)
4 NC Central	4	(9-0)
5 Bloomsburg	5	(8-1)
6 Shepherd	6	(8-0)
7 Nebraska-Omaha	7	(7-1)
8 North Dakota	9	(7-1)
9 Pittsburg State	10	(8-1)
10 Chadron State	12	(9-0)
11 Missouri Western	14	(8-1)
12 Newberry	15	(9-0)
13 West Texas A&M	16	(8-1)
14 Northwood	17	(7-1)
15 South Dakota	8	(7-2)
16 Abilene Christian	11	(7-1)
17 Valdosta State	13	(6-2)
18 Delta State	18	(7-2)
19 Tiffin	19	(9-0)
20 Elizabeth City	22	(8-1)
21 Wingate	23	(7-2)
22 IUP	24	(7-1)
23 California	25	(7-2)
24 Harding	NR	(6-2)
25 Midwestern State	NR	(7-2)

Week by Week in the National Polls

	P	1	2	3	4	5	6	7	8	9	10	11
AFCA	17	16	T15	25	22	20	19	RV	RV	-	-	-
D2FB.com	P	15	13	21	19	19	17	23	-	-	-	-



2006 Washburn Ichabod Football

OFFENSE

Quarterback

15 Beau Wofford	6-5, 210, RS-Fr.
18 Brandon Walker	6-1, 205, So.

Running Back

6 Trent Hearn	6-1, 225, Sr.
3 Ra'Shawn Mosley	5-10, 200, Jr.

Fullback

5 Taurence Minikwu	6-0, 230, Sr.
38 Damian Brackenbury	5-10, 220, Jr.

Wide Receiver X

4 Aaron Gardiner	5-11, 195, Sr.
8 Brad Cole	6-2, 190, RS-Fr.

Wide Receiver Z

83 Sam Sissom	6-0, 195, Sr.
81 Jake Lebahn	6-4, 215, Jr.

Tight End Y

32 James Martin	6-2, 252, Jr.
88 Ben Ramsey	6-2, 244, Jr.

Left Tackle

65 Jeff Rickard	6-3, 296, So.
55 Nick Bull	6-2, 295, Sr.

Left Guard

64 Eric Eisenbarth	6-2, 285, Jr.
71 Trent Stanley	6-3, 287, Jr.

Center

54 Dan Schneider	6-0, 283, Sr.
57 Grant Hajek	6-2, 275, RS-Fr.

Right Guard

71 Trent Stanley	6-3, 287, Jr.
79 Brian Strand	6-4, 306, Jr.

Right Tackle

62 Andy Kavanaugh	6-3, 294, So.
70 Ted Hilger	6-7, 320, Jr.

DEFENSE

Defensive End

90 Eric Lawrence	6-2, 255, So.
94 Dustin Moyer	6-2, 252, So.

Defensive Tackle

76 Trey Lewis	6-3, 290, Sr.
96 Brandon Jackson	6-2, 275, RS-Fr.

Defensive Tackle

72 Cody Huenefeld	6-1, 267, Sr.
13 Roy Sims	6-6, 295, Sr.

Defensive End

80 Mitch Birt	6-2, 255, So.
77 Ben Bianchino	6-5, 255, RS-Fr.

Outside Linebacker

22 Aaron Neal	6-0, 220, Sr.
48 Nathan Gaswick	6-1, 180, RS-Fr.

Inside Linebacker

17 Bruce Ringwood	6-0, 227, Jr.
57 Aaron Hicks	6-0, 227, Jr.

Inside Linebacker

43 Zach Watkins	6-0, 220, RS-Fr.
37 Michael Krajicek	6-0, 220, RS-Fr.

Outside Linebacker

33 Adam Ewy	6-1, 201, Jr.
1 Chris Brown	5-10, 200, Sr.

Cornerback

2 Fletcher Terrell	6-1, 190, Sr.
24 Henry Talley	6-1, 204, Jr.

Cornerback

12 Cary Williams	6-2, 185, Jr.
19 Marquetis Burgess	5-11, 185, Sr.

Free Safety

23 Jarod Tetuan	5-11, 198, Jr.
20 Erin Beck	5-11, 195, Jr.

2005 MIAA Champions

SPECIAL TEAMS

Punter

35 Ben Boswell	6-0, 179, Sr.
15 Beau Wofford	6-5, 210, RS-Fr.

PAT/FG

86 Connor Sabel	6-2, 180, Sr.
-----------------	---------------

Kickoffs

86 Connor Sabel	6-2, 180, Sr.
-----------------	---------------

Long Snapper

43 Zach Watkins	6-0, 220, RS-Fr.
-----------------	------------------

Short Snapper

56 Aaron Hicks	6-0, 227, Jr.
----------------	---------------

Holder

23 Jarod Tetuan	5-11, 198, Jr.
-----------------	----------------

Punt Return

83 Sam Sissom	6-0, 195, Sr.
23 Jarod Tetuan	5-11, 198, Jr.

Kickoff Return

3 Ra'Shawn Mosley	5-10, 200, Jr.
2 Fletcher Terrell	6-1, 190, Sr.



OFFENSE

Wide Receiver

23 Colin Bado	5-7, 175, Jr.
18 Noah Harding	6-1, 180, Fr.

Left Tackle

76 Allen Barbre	6-4, 296, Sr.
69 Ben Holley	6-1, 293, Fr.

Left Guard

61 Ryan McCluskey	6-1, 315, So.
58 Justin Maxwell	6-1, 303, Sr.

Center

62 Tyler White	5-9, 240, Sr.
75 Chris Norris	6-0, 245, RS-Fr.

Right Guard

77 Matt Stout	6-3, 300, Jr.
53 Montero Baker	5-10, 265, Jr.

Right Tackle

66 Justin Reynolds	6-3, 285, Sr.
72 Elliott Ginn	6-3, 306, So.

Tight End

15 Aaron McNealy	6-3, 230, Sr.
11 Korie Henry	6-4, 235, RS-Fr.

Wide Receiver

81 Isaac Norman	5-6, 150, Fr.
83 Johnny Johnson	5-7, 160, Fr.

Fullback

34 Anthon Aiono	6-2, 260, Fr.
30 Brandon Hennington	5-10, 215, Jr.

Running Back

31 Ronnell Newman	5-11, 205, So.
32 Freddie Colbert	5-10, 205, Jr.

Quarterback

14 Adam Hinspeter	6-5, 205, So.
13 Roland Thompson	6-1, 180, Fr.

DEFENSE

Defensive End

91 Devin Rutledge	6-3, 256, Sr.
41 Lucas Williamson	6-2, 225, Jr.

Defensive Tackle

44 Kyle Mayden	6-0, 268, Jr.
93 Josh Baugh	6-2, 276, RS-Fr.

Most Tackle

52 Elbert Johnson	6-1, 240, Sr.
93 Josh Baugh	6-2, 276, RS-Fr.

Defensive End

90 B.J. Russow	6-0, 241, Jr.
78 Joey Wagner	6-1, 223, Jr.

Weakside Linebacker

57 Johnny Berry	6-3, 235, Sr.
12 Casey Ellett	5-10, 200, So.

Middle Linebacker

54 Jared Brawner	6-2, 225, RS-Fr.
10 Luke Deras	5-11, 220, Jr.

Strongside Linebacker

48 Rudy Mascaro	6-3, 200, RS-Fr.
42 Jake Long	5-11, 231, Sr.

Left Cornerback

7 Ben Augustin	5-8, 171, Sr.
36 Terrance Scott	6-2, 195, Fr.

Strong Safety

6 Mark Watson	6-0, 185, RS-Fr.
38 Sam Sebo	6-1, 190, Fr.

Free Safety

37 Kellen Anderson	5-11, 180, RS-Fr.
27 Jordan Chapman	6-0, 185, Sr.

Cornerback

17 Moses Manga	5-11, 170, Sr.
25 Josh Walker	5-11, 180, RS-Fr.

SPECIAL TEAMS

Placekicker

45 Brian Malette	5-10, 180, So.
98 Evan Thomas	5-7, 170, Fr.

Punter

87 Brandon Hawkins	5-6, 182, Sr.
82 Braden ham	6-2, 195, RS-Fr.

Holder

23 Colin Bado	5-7, 175, Jr.
---------------	---------------

Longsnapper

29 Dusty Johnson	5-7, 198, Jr.
66 Justin Reynolds	6-3, 285, Sr.

Punt Returners

23 Colin Bado	5-7, 175, Jr.
81 Isaac Norman	5-6, 150, Fr.

6 Mark Watson	6-0, 185, RS-Fr.
---------------	------------------

Kickoff Returns

23 Colin Bado	5-7, 175, Jr.
81 Isaac Norman	5-6, 150, Fr.

6 Mark Watson	6-0, 185, RS-Fr.
---------------	------------------





2006 Washburn Ichabod Football

2005 MIAA Champions

1	Chris Brown***	LB	5-10	200	Sr.	Kansas City, Mo./North Kansas City HS	54	Dan Schneider*	OL	6-0	283	Sr.	Topeka, Kan./Hayden HS/Butler County
2	Fletcher Terrell***	DB	6-1	190	Sr.	Minneapolis, Minn./St. Louis Park HS	55	Nick Bull***	OL	6-2	295	Sr.	Elkhorn, Neb./Elkhorn HS
3	Ra'Shawn Mosley**	RB	5-10	200	Jr.	San Antonio, Texas/Southwest HS	56	Aaron Hicks**	LB	6-0	227	Jr.	Olathe, Kan./Olathe North HS
4	Aaron Gardiner*	WR	5-11	195	Sr.	Kansas City, Mo./Upper Iowa/NKC HS	57	Grant Hajek	OL	6-2	275	RS-Fr.	Omaha, Neb./Millard North HS
5	Taurence Minikwu***	FB	6-0	230	Sr.	Miami, Fla./Hialeah-Miami HS	58	Jason Lybarger	LB	6-2	225	Fr.	Overland Park, Kan./Blue Valley West HS
6	Trent Hearn***	RB	6-1	225	Sr.	Lancaster, Texas/Lancaster HS	59	David Becker*	OL	6-2	293	So.	Omaha, Neb./Millard South HS
7	Drameagon Powers	WR	6-3	193	RS-Fr.	Elkhart, Texas/Elkhart HS	60	Joey Russell	OL	6-5	300	Jr.	Topeka, Kan./Highland CC/Hayden HS
8	Brad Cole	WR	6-2	190	RS-Fr.	Kansas City, Mo./Northern Iowa/NKC HS	61	David Boucher	LB	5-10	190	RS-Fr.	Smith Center, Kan./Smith Center HS
9	Tommy Mangino*	QB	5-11	185	Jr.	Lawrence, Kan./Lawrence HS	62	Andy Kavanaugh*	OL	6-3	294	So.	Lohrville, Iowa/Southern Cal HS
10	Jordan Brill**	QB	6-4	225	Jr.	Elkhorn, Neb./Elkhorn HS	63	Chris Durkin	LB	6-0	220	RS-Fr.	Eudora, Kan./Eudora HS
11	Jake Iverson	QB	6-4	210	Fr.	Lincoln, Neb./Lincoln Northstar HS	64	Eric Eisenbarth**	OL	6-2	285	Jr.	Holton, Kan./Holton HS
12	Cary Williams	DB	6-2	185	Jr.	Miami, Fla./Fordham University	65	Jeff Rickard**	OL	6-3	296	Jr.	Westminster, Colo./Standley Lake HS
13	Roy Sims*	DT	6-6	295	Sr.	San Benito, Calif./Gavilan College	67	Ty Lewis	OL	6-2	250	Fr.	Denver, Colo./Jefferson Academy
14	Steven Schuster*	DB	5-11	187	So.	Topeka, Kan./Hayden HS	68	Clayton Calder	LB	5-9	170	RS-Fr.	Olathe, Kan./Olathe South HS
15	Beau Wofford	QB	6-5	210	RS-Fr.	Independence, Mo./Truman HS	69	John Hattrup	LB	5-10	200	RS-Fr.	Wichita, Kan./Kapaun Mt. Carmel HS
16	Michael Wilhoite	FS	6-2	205	RS-Fr.	Topeka, Kan./Highland Park HS	70	Ted Hilger	OL	6-7	320	Jr.	Wichita, Kan./Coffeyville CC
17	Bruce Ringwood	LB	6-0	227	Jr.	Blue Springs, Mo./Kansas	71	Trent Stanley	OL	6-3	287	Jr.	Tecumseh, Kan./Coffeyville CC
18	Brandon Walker*	WR	6-1	205	So.	Garland, Texas/Lakeview HS	72	Cody Huenefeld***	DE	6-1	267	Sr.	Aurora, Neb./Aurora HS
19	Marquetis Burgess**	DB	5-11	185	Sr.	West Palm Beach, Fla./Palm Beach Lakes CHS	73	Bill Boyer	OL	6-4	320	Fr.	Lakewood, Colo./Green Mountain HS
20	Erin Beck**	FS	5-11	195	Jr.	Clafin, Kan./Clafin HS	74	David Demars	OL	6-4	275	Fr.	St. Marys, Kan./St. Marys HS
21	Trent Stepps	WR	5-10	190	Jr.	Fort Scott, Kan./Coffeyville CC	75	Ian Vistine	OL	6-6	295	Fr.	Blue Springs, Mo./Blue Springs HS
22	Aaron Neal***	LB	6-0	220	Sr.	Topeka, Kan./Butler County CC	76	Trey Lewis***	DT	6-3	290	Sr.	Topeka, Kan./Washburn Rural HS
23	Jarod Tetuan**	FS	5-11	198	Jr.	Topeka, Kan./Hayden HS	77	Ben Bianchino	DE	6-5	255	RS-Fr.	Overland Park, Kan./Blue Valley West HS
24	Henry Talley III**	LB	6-1	204	Jr.	Kansas City, Mo./Park Hill South HS	78	Josh Moller	OL	6-4	280	Fr.	Republic, Mo./Republic HS
26	Brody Schuler	WR	5-10	185	Fr.	Topeka, Kan./Hayden HS	79	Brian Strand	OL	6-4	306	Jr.	Venango, Neb./Nebraska Wesleyan
28	Josh Torrez	RB	6-0	195	Fr.	Topeka, Kan./Hayden HS	80	Mitch Birt*	DE	6-2	255	So.	Omaha, Neb./Millard North HS
29	Jake Forck*	DB	6-0	181	So.	Paola, Kan./Paola HS	81	Jake Lebahn**	WR	6-4	215	Jr.	Salina, Kan./Salina Central HS
30	Aaron Harvey	RB	5-10	180	Fr.	Kansas City, Mo./North Kansas City HS	82	Joe Hastings	WR	6-0	175	RS-Fr.	Wichita, Kan./Bishop Carroll HS
31	Terrence Lowe	RB	5-8	170	Fr.	Alamogordo, N.M./Alamogordo HS	83	Sam Sissom***	WR	6-0	195	Sr.	Kansas City, Mo./Winnemoka HS
32	James Martin***	TE	6-2	252	Jr.	Topeka, Kan./Hayden HS	85	Mark Scott*	TE	6-2	235	So.	Lenexa, Kan./Shawnee Mission West HS
33	Adam Ewy**	FS	6-1	201	Jr.	Maize, Kan./Maize HS/Cowley County	86	Conner Sabel***	PK	6-2	180	Sr.	Topeka, Kan./Hayden HS
35	Ben Boswell***	P	6-0	179	Sr.	Lenexa, Kan./Shawnee Mission West HS	87	Cameron Knox	TE	6-2	255	Fr.	Minneapolis, Kan./Minneapolis HS
36	Ray Trice	LB	6-1	188	Fr.	Kansas City, Mo./Park Hill South HS	88	Ben Ramsey	TE	6-2	244	Jr.	Scott City, Kan./Troy
37	Michael Krajicek	LB	6-0	220	RS-Fr.	Gretna, Neb./Gretna HS	89	Matt Brown	WR	5-11	181	Sr.	St. Louis, Mo./Seckman HS
38	Damian Brackenbury	FB	5-10	227	Jr.	Holton, Kan./Holton HS/Garden City CC	90	Eric Lawrence*	DE	6-2	255	So.	Belleglade, Fla./Glades Central Comm. HS
39	Bryce Trumpp	FB	5-10	190	RS-Fr.	Palco, Kan./Palco HS	91	Josh Larsen	DE	6-1	220	RS-Fr.	Gretna, Neb./Gretna HS
40	Ben Muir	LB	6-2	225	RS-Fr.	Belton, Mo./Belton HS	92	Justin Knutzen	TE	6-3	230	So.	Stilwell, Kan./Blue Valley HS
41	Taylor Bauer	LB	5-10	185	So.	Olathe, Kan./Olathe East HS	93	Chris Ketter	DE	6-3	220	Fr.	Lecompton, Kan./Lecompton HS
42	Luke Schuckman	LB	5-11	205	Fr.	Wichita, Kan./Bishop Carroll HS	94	Dustin Moyer*	DE	6-2	252	So.	Eudora, Kan./Eudora HS
43	Zach Watkins	LB	6-0	220	RS-Fr.	Independence, Mo./Truman HS	95	Terek Wisinger	DE	6-3	225	Fr.	Cheney, Kan./Cheney HS
44	Sam Tossie	LB	6-2	250	Jr.	Hutchinson, Kan./Hutchinson HS/Idaho	96	Brandon Jackson	DE	6-2	275	RS-Fr.	Kansas City, Mo./Liberty HS
46	Brad Haug	FB	5-10	207	RS-Fr.	Seneca, Kan./B&B Baileyville HS	97	Tim Banke	DT	6-5	275	Fr.	Omaha, Neb./Skutt Catholic HS
47	Ryan Hawthorne	FB	6-1	220	RS-Fr.	Minden, Neb./Minden HS	98	Zach Hemmerling***	DE	6-5	279	Sr.	Hutchinson, Kan./Hutchinson HS
48	Nathan Gaswick	LB	6-1	180	RS-Fr.	Imperial, Neb./Chase County HS	99	Brett Payne	DT	6-3	275	Fr.	Amarillo, Texas/Russell HS
49	Jeremy Assal**	FB	5-9	200	Jr.	Overland Park, Kan./Blue Valley NW HS							
50	Erik Thomas	OL	6-1	285	Jr.	Garden City, Kan./Garden City CC							
52	D.J. Frommoethelydo	DL	6-2	265	Jr.	San Ramon, Calif./Diablo Valley							
53	Thadd Taylor	OL	6-3	275	Fr.	Topeka, Kan./Seaman HS							



2006 Washburn Ichabod Football

2005 MIAA Champions

2006 Results (5-4, 4-3 MIAA)

Date	Opponent	Score	Time	Attend
Sep 03	Colorado Mines	W 41-21	2:35	6156
Sep 09	at Western Washington	L 13-16	2:34	1800
Sep 16	at No. 19 Central Missouri*	W 14-10	2:29	9970
Sep 23	at Fort Hays State*	W 37-7	2:42	2468
Sep 30	Southwest Baptist*	W 56-23	3:01	6527
Oct 07	at No. 11 Pittsburg State*	L 14-29	2:55	8577
Oct 14	No. 2 Northwest Missouri*	L 26-31	2:35	6103
Oct 21	at Truman State*	L 7-21	2:14	2500
Oct 28	Emporia State*	W 37-6	2:45	6093

*MIAA Game

Team Statistics

	WU	OPP
SCORING	245	164
Points Per Game	27.2	18.2
FIRST DOWNS	139	149
Rushing	72	55
Passing	62	82
Penalty	5	12
RUSHING YARDAGE	1474	1033
Yards gained rushing	1695	1294
Yards lost rushing	221	261
Rushing Attempts	351	313
Average Per Rush	4.2	3.3
Average Per Game	163.8	114.8
TDs Rushing	20	7
PASSING YARDAGE	1647	1729
Att-Comp-Int	187-99-10	253-141-13
Average Per Pass	8.8	6.8
Average Per Catch	16.6	12.3
Average Per Game	183.0	192.1
TDs Passing	11	12
TOTAL OFFENSE	3121	2762
Total Plays	538	566
Average Per Play	5.8	4.9
Average Per Game	346.8	306.9
KICK RETURNS: #-YARDS	29-628	33-752
PUNT RETURNS: #-YARDS	25-211	13-98
INT RETURNS: #-YARDS	13-128	10-92
KICK RETURN AVERAGE	21.7	22.8
PUNT RETURN AVERAGE	8.4	7.5
INT RETURN AVERAGE	9.8	9.2
FUMBLES-LOST	17-10	8-4
PENALTIES-YARDS	64-535	37-312
Average Per Game	59.4	34.7
PUNTS-YARDS	43-1539	50-1535
Average Per Punt	35.8	30.7
Net punt average	32.6	25.7
TIME OF POSSESSION/GAME	28:40	31:20
3RD-DOWN CONVERSIONS	45/116	44/124
3rd-Down Pct	39%	35%
4TH-DOWN CONVERSIONS	7/12	7/16
4th-Down Pct	58%	44%
SACKS BY-YARDS	21-140	13-83
MISC YARDS	0	0
TOUCHDOWNS SCORED	34	20
FIELD GOALS-ATTEMPTS	4-7	9-12
ON-SIDE KICKS	0-0	0-0
RED-ZONE SCORES	26-35 74%	20-27 74%
RED-ZONE TOUCHDOWNS	23-35 66%	14-27 52%
PAT-ATTEMPTS	29-31 94%	15-18 83%
ATTENDANCE	25485	25315
Games/Avg Per Game	4/6371	5/5063

SCORE BY QUARTERS	1st	2nd	3rd	4th	OT	Total
Washburn	65	55	75	50	-	245
Opponents	39	55	28	42	-	164

Offensive Statistics

Rushing	GP	Att	Gain	Loss	Net	Avg	TD	Long	Avg/G
Mosley,Ra'Shawn	7	94	674	41	633	6.7	7	53	90.4
Hearn,Trent	9	116	453	30	423	3.6	8	28	47.0
Walker,Brandon	9	88	395	32	363	4.1	4	28	40.3
Cole,Brad	7	11	65	1	64	5.8	0	23	9.1
Brown,Chris	8	6	25	0	25	4.2	1	12	3.1
Haug,Brad	6	4	23	0	23	5.8	0	9	3.8
Gardiner,Aaron	8	1	12	0	12	12.0	0	12	1.5
Wofford,Beau	5	6	12	6	6	1.0	0	4	1.2
Kavanaugh,Andy	8	0	5	0	5	0.0	0	0	0.6
Brackenbury,Damian	7	1	3	0	3	3.0	0	3	0.4
Minikwu,Taurence	9	1	2	0	2	2.0	0	2	0.2
Mangino,Tommy	1	1	0	3	-3	-3.0	0	0	-3.0
TEAM	7	5	0	27	-27	-5.4	0	0	-3.9
Brill,Jordan	6	17	26	81	-55	-3.2	0	11	-9.2
Total.....	9	351	1695	221	1474	4.2	20	53	163.8
Opponents.....	9	313	1294	261	1033	3.3	7	41	114.8

PASSING	G	Effic	Att-Cmp-Int	Pct	Yds	TD	Lng	Avg/G
Brill,Jordan	6	158.05	79-137-6	57.7	1348	11	74	224.7
Wofford,Beau	5	84.57	19-41-3	46.3	258	0	43	51.6
Walker,Brandon	9	100.00	0-2-1	0.0	0	0	0	0.0
TEAM	7	0.00	0-2-0	0.0	0	0	0	0.0
Sissom,Sam	9	0.00	0-2-0	0.0	0	0	0	0.0
Mangino,Tommy	1	222.20	1-2-0	50.0	41	0	41	41.0
Mosley,Ra'Shawn	7	0.00	0-1-0	0.0	0	0	0	0.0
Total.....	9	135.64	99-187-10	52.9	1647	11	74	183.0
Opponents.....	9	118.51	141-253-13	55.7	1729	12	83	192.1

RECEIVING	G	No.	Yds	Avg	TD	Long	Avg/G
Sissom,Sam	9	31	564	18.2	3	74	62.7
Gardiner,Aaron	8	23	448	19.5	2	49	56.0
Lebahn,Jake	9	15	245	16.3	2	40	27.2
Hearn,Trent	9	8	94	11.8	1	49	10.4
Ramsey,Ben	9	7	92	13.1	3	52	10.2
Powers,Drameagon	5	5	59	11.8	0	26	11.8
Minikwu,Taurence	9	3	14	4.7	0	6	1.6
Martin,James	8	2	61	30.5	0	53	7.6
Walker,Brandon	9	2	18	9.0	0	12	2.0
Mosley,Ra'Shawn	7	2	11	5.5	0	6	1.6
Brown,Matt	2	1	41	41.0	0	41	20.5
Total.....	9	99	1647	16.6	11	74	183.0
Opponents.....	9	141	1729	12.3	12	83	192.1

PUNT RETURNS	No.	Yds	Avg	TD	Long
Sissom,Sam	19	154	8.1	0	36
Tetuan,Jarod	4	20	5.0	0	9
Terrell,Fletcher	1	22	22.0	0	0
Martin,James	1	15	15.0	0	15
Total.....	25	211	8.4	0	36
Opponents.....	13	98	7.5	0	21

INTERCEPTIONS	No.	Yds	Avg	TD	Long
Terrell,Fletcher	3	17	5.7	0	17
Williams,Cary	3	10	3.3	0	10
Tetuan,Jarod	2	0	0.0	0	0
Watkins,Zach	1	19	19.0	1	19
Krajicek,Michael	1	4	4.0	0	4
Ewy,Adam	1	4	4.0	0	4
Gaswick,Nathan	1	0	0.0	0	0
Neal,Aaron	1	74	74.0	1	74
Total.....	13	128	9.8	2	74
Opponents.....	10	92	9.2	0	24



2006 Washburn Ichabod Football

2005 MIAA Champions

KICK RETURNS	No.	Yds	Avg	TD	Long
Terrell,Fletcher	13	352	27.1	0	55
Williams,Cary	9	178	19.8	0	29
Gardiner,Aaron	3	83	27.7	0	39
Wilhoite,Michael	2	0	0.0	0	0
Martin,James	1	-1	-1.0	0	0
Burgess,Marquetis	1	16	16.0	0	16
Total.....	29	628	21.7	0	55
Opponents.....	33	752	22.8	0	50

FUMBLE RETURNS	No.	Yds	Avg	TD	Long
Watkins,Zach	1	72	72.0	1	72
Total.....	1	72	72.0	1	72
Opponents.....	0	0	0.0	0	0

SCORING	TD	FGs	PAT Kick	PAT Rush	PAT Rcv	PAT Pass	Saf	PTS
Hearn,Trent	9	0-0	0-0	0-0	0	0-0	0	54
Mosley,Ra'Shawn	7	0-0	0-0	0-0	0	0-0	0	42
Sabel,Connor	0	4-7	29-31	0-0	0	0-0	0	41
Walker,Brandon	4	0-0	0-0	0-0	0	0-0	0	24
Sissom,Sam	3	0-0	0-0	0-0	0	0-0	0	18
Ramsey,Ben	3	0-0	0-0	0-0	0	0-0	0	18
Watkins,Zach	2	0-0	0-0	0-0	0	0-0	0	12
Gardiner,Aaron	2	0-0	0-0	0-0	0	0-0	0	12
Lebahn,Jake	2	0-0	0-0	0-0	0	0-0	0	12
Brown,Chris	1	0-0	0-0	0-0	0	0-0	0	6
Neal,Aaron	1	0-0	0-0	0-0	0	0-0	0	6
Tetuan,Jarod	0	0-0	0-0	0-1	0	0-2	0	0
Total.....	34	4-7	29-31	0-1	0	0-2	0	245
Opponents.....	20	9-12	15-18	0-0	1	1-2	0	164

ALL PURPOSE	G	Rush	Rec	PR	KOR	IR	Tot	Avg/G
Sissom,Sam	9	0	564	154	0	0	718	79.8
Mosley,Ra'Shawn	7	633	11	0	0	0	644	92.0
Gardiner,Aaron	8	12	448	0	83	0	543	67.9
Hearn,Trent	9	423	94	0	0	0	517	57.4
Terrell,Fletcher	9	0	0	22	352	17	391	43.4
Walker,Brandon	9	363	18	0	0	0	381	42.3
Lebahn,Jake	9	0	245	0	0	0	245	27.2
Williams,Cary	9	0	0	0	178	10	188	20.9
Ramsey,Ben	9	0	92	0	0	0	92	10.2
Martin,James	8	0	61	15	-1	0	75	9.4
Neal,Aaron	9	0	0	0	0	74	74	8.2
Cole,Brad	7	64	0	0	0	0	64	9.1
Powers,Drameagon	5	0	59	0	0	0	59	11.8
Brown,Matt	2	0	41	0	0	0	41	20.5
Brown,Chris	8	25	0	0	0	0	25	3.1
Haug,Brad	6	23	0	0	0	0	23	3.8
Tetuan,Jarod	9	0	0	20	0	0	20	2.2
Watkins,Zach	9	0	0	0	0	19	19	2.1
Minikwu,Taurence	9	2	14	0	0	0	16	1.8
Burgess,Marquetis	7	0	0	0	16	0	16	2.3
Wofford,Beau	5	6	0	0	0	0	6	1.2
Kavanaugh,Andy	8	5	0	0	0	0	5	0.6
Ewy,Adam	9	0	0	0	0	4	4	0.4
Krajicek,Michael	9	0	0	0	0	4	4	0.4
Brackenbury,Damian	7	3	0	0	0	0	3	0.4
Mangino,Tommy	1	-3	0	0	0	0	-3	-3.0
TEAM	7	-27	0	0	0	0	-27	-3.9
Brill,Jordan	6	-55	0	0	0	0	-55	-9.2
Total.....	9	1474	1647	211	628	128	4088	454.2
Opponents.....	9	1033	1729	98	752	92	3704	411.6

PUNTING	No.	Yds	Avg	Long	TB	FC	I20	Blkd
Boswell,Ben	41	1494	36.4	70	2	9	15	0
TEAM	2	45	22.5	29	0	0	0	2
Total.....	43	1539	35.8	70	2	9	15	2
Opponents.....	50	1535	30.7	48	2	8	9	2

KICKOFFS	No.	Yds	Avg	TB	OB	Retn	Net	YdLn
Sabel,Connor	48	2690	56.0	10	2			
Total.....	48	2690	56.0	10	2	752	36.2	28
Opponents.....	37	2157	58.3	5	2	628	38.6	26

TOTAL OFFENSE	G	Plays	Rush	Pass	Total	Avg/G
Brill,Jordan	6	154	-55	1348	1293	215.5
Mosley,Ra'Shawn	7	95	633	0	633	90.4
Hearn,Trent	9	116	423	0	423	47.0
Walker,Brandon	9	90	363	0	363	40.3
Wofford,Beau	5	47	6	258	264	52.8
Cole,Brad	7	11	64	0	64	9.1
Mangino,Tommy	1	3	-3	41	38	38.0
Brown,Chris	8	6	25	0	25	3.1
Haug,Brad	6	4	23	0	23	3.8
Gardiner,Aaron	8	1	12	0	12	1.5
Kavanaugh,Andy	8	0	5	0	5	0.6
Brackenbury,Damian	7	1	3	0	3	0.4
Minikwu,Taurence	9	1	2	0	2	0.2
TEAM	7	7	-27	0	-27	-3.9
Total.....	9	538	1474	1647	3121	346.8
Opponents.....	9	566	1033	1729	2762	306.9

FIELD GOALS	FGM-FGA	Pct	01-19	20-29	30-39	40-49	50+	Lng	Blk
Sabel,Connor	3-6	50.0	0-0	1-1	2-4	0-1	0-0	38	0

FG SEQUENCE	Washburn	OPPONENTS
Colorado Mines	(36),(38)	-
Western Washington	35	(24),(33),(40)
Central Missouri	-	17,(44)
Fort Hays State	(25),36	-
Southwest Baptist	48	(29)
Pittsburg State	-	(27),(26),31,(38)
Northwest Missouri	-	38,(40)
Truman	-	-
Emporia State	(23)	-

Defensive Statistics

	GP	UT	AT	TT	TFL	Sacks	Int-Yds	PD	QBH	FR-Yds	FFBLK	Saf
Watkins,Zach	9	32	38	70	10-19	2-10	1-19	.	.	2-72	.	.
Tetuan,Jarod	9	35	23	58	1-1	.	2-0	3
Neal,Aaron	9	26	23	49	8-24	3-18	1-74	.	.	.	1	.
Lewis,Trey	9	18	29	47	9-24	3-16	.	1	1	.	1	1
Ringwood,Bruce	9	25	20	45	11-31	3-21	.	.	.	1-0	1	.
Krajicek,Michael	9	18	22	40	3-8	1-4	1-4	1
Terrell,Fletcher	9	21	10	31	1-8	.	3-17	4	.	1-0	.	1
Williams,Cary	9	22	7	29	1-2	.	3-10	4
Ewy,Adam	9	14	14	28	4-23	1-10	1-4	1	.	.	1	.
Birt,Mitch	8	11	12	23	4-13	1-10	.	1
Sims,Roy	9	8	14	22	7-8	1-3	1
Hicks,Aaron	9	7	13	20	1-0	.	.	1	.	.	1	.
Lawrence,Eric	9	15	5	20	9-44	4-14	.	4	1	.	.	.
Brown,Chris	8	6	11	17	3-5	2-2	.	5
Beck,Erin	8	5	11	16
Jackson,Brandon	8	5	8	13	4-8	2-5
Tossie,Sam	5	6	5	11	1-1
Huenefeld,Cody	2	9	11	6-17	1-10
Talley,Henry	8	4	4	8	1-0	.	.	1
Moyer,Dustin	9	5	3	8	4-10	2-9
Wilhoite,Michael	7	4	2	6
Cole,Brad	7	5	.	5
Bianchino,Ben	6	2	2	4	2-8	1-8
Gaswick,Nathan	4	2	2	4	.	.	1-0
Burgess,Marquetis	7	3	1	4	.	.	.	1
Martin,James	8	2	2	4
Lebahn,Jake	9	3	1	4
Sissom,Sam	9	3	1	4
Haug,Brad	6	2	1	3
Forck,Jake	5	2	1	3	.	.	.	1
Moller,Josh	1	1	.	1
Sabel,Connor	9	1	.	1
Frommoethelydo,D.J.	.	.	1	1
Kavanaugh,Andy	8	1	.	1
Trumpp,Bryce	1	1	.	1
Eisenbarth,Eric	9	1	.	1
Ramsey,Ben	9	1	.	1
Wofford,Beau	5	1	.	1



Game By Game Rushing

Game By Game Receiving

Game By Game Passing

#18 Walker,Brandon	Att	Comp	Int	Pct	Yards	TD	Long	Sack	Yds	Effic
Northwest Missouri	2	0	1	0.0	0	0	0	0	0	-100.0
TOTALS	2	0	1	0.0	0	0	0	0	0	-100.0

Game By Game Punt Returns

Game By Game Kickoff Returns

	No-Yds	CSM	WVU	UCM	FHSU	SBU	PSU	NWMSU	TSU	ESU	MSSU	MWSU
Terrell,Fletche	13-352	2-39	2-31	1-26	1-32	4-125	2-69	-	1-30	-	-	-
Williams,Cary	9-178	1-24	-	1-9	-	-	2-45	3-78	1-19	1-3	-	-
Gardiner,Aaron	3-83	-	-	DNP	-	-	2-62	1-21	-	-	-	-
Burgess,Marquet	1-16	-	DNP	-	-	1-16	-	-	DNP	-	-	-
Wilhoite,Michae	2-0	DNP	DNP	-	-	-	-	-	2-0	-	-	-
Martin,James	1--1	1--1	-	-	-	-	-	-	DNP	-	-	-



2006 Washburn Ichabod Football

2005 MIAA Champions

Game By Game Interception Returns

	No-Yds	CSM	WWU	UCM	FHSU	SBU	PSU	NWMSU	TSU	ESU	MSSU	MWSU
Terrell,Fletche	3-17	-	-	-	1-0	1-0	-	-	-	1-17		
Williams,Cary	3-10	2-10	-	-	-	-	1-0	-	-	-		
Tetuan,Jarod	2-0	-	-	-	1-0	-	-	1-0	-	-		
Neal,Aaron	1-74	-	-	-	-	1-74	-	-	-	-		
Krajicek,Michae	1-4	1-4	-	-	-	-	-	-	-	-		
Gaswick,Nathan	1-0	DNP	DNP	DNP	-	1-0	DNP	-	-	DNP		
Ewy,Adam	1-4	-	-	-	-	-	-	1-4	-	-		
Watkins,Zach	1-19	-	-	-	-	-	-	-	-	1-19		

Game By Game Fumble Returns

	No-Yds	CSM	WWU	UCM	FHSU	SBU	PSU	NWMSU	TSU	ESU	MSSU	MWSU
Watkins,Zach	1-72	-	-	-	-	-	-	1-72	-	-		

Game By Game Sacks

	UA-A	TOT	CSM	WWU	UCM	FHSU	SBU	PSU	NWMSU	TSU	ESU	MSSU	MWSU
Lawrence,Eric	2-2	4	1-7	1-0	1-3	-	1-4	-	-	-	-		
Neal,Aaron	2-1	3	1-2	1-7	-	-	1-9	-	-	-	-		
Lewis,Trey	3-0	3	-	1-8	-	-	-	1-5	-	-	1-3		
Ringwood,Bruce	2-1	3	-	-	-	1-6	-	-	2-15	-	-		
Moyer,Dustin	2-0	2	-	1-5	-	-	1-4	-	-	-	-		
Watkins,Zach	1-1	2	-	1-5	-	-	-	-	1-5	-	-		
Brown,Chris	1-1	2	-	-	-	1-1	1-1	-	-	DNP	-		
Jackson,Brandon	0-2	2	-	DNP	1-3	1-2	-	-	-	-	-		
Krajicek,Michae	0-1	1	-	-	-	-	1-4	-	-	-	-		
Sims,Roy	0-1	1	1-3	-	-	-	-	-	-	-	-		
Huenefeld,Cody	1-0	1	-	DNP	1-10	-	-	-	-	-	-		
Ewy,Adam	1-0	1	-	-	-	-	-	-	1-10	-	-		
Bianchino,Ben	1-0	1	-	DNP	-	1-8	-	DNP	DNP	-	-		
Birt,Mitch	1-0	1	-	DNP	1-10	-	-	-	-	-	-		

Game By Game Tackles for Loss

	UA-A	TOT	CSM	WWU	UCM	FHSU	SBU	PSU	NWMSU	TSU	ESU	MSSU	MWSU
Ringwood,Bruce	8-3	11	-	-	-	1-6	1-0	-	5-18	1-2	3-5		
Watkins,Zach	3-7	10	1-3	1-5	3-3	-	1-1	1-1	2-5	-	1-1		
Lawrence,Eric	6-3	9	2-10	1-1	1-3	-	1-4	1-3	2-22	1-1	-		
Lewis,Trey	4-5	9	1-2	2-11	-	2-1	-	2-6	1-1	-	1-3		
Neal,Aaron	4-4	8	2-3	2-9	-	-	1-9	1-1	2-2	-	-		
Sims,Roy	1-6	7	1-3	-	1-1	1-1	1-1	2-0	1-2	-	-		
Huenefeld,Cody	1-5	6	1-2	DNP	1-10	1-1	-	-	1-1	1-2	1-1		
Moyer,Dustin	3-1	4	-	1-5	-	1-0	1-4	-	-	1-1	-		
Birt,Mitch	1-3	4	-	DNP	1-10	1-1	-	-	1-1	1-1	-		
Ewy,Adam	4-0	4	-	2-8	-	-	1-5	-	1-10	-	-		
Jackson,Brandon	0-4	4	-	DNP	2-4	1-2	1-2	-	-	-	-		
Krajicek,Michae	1-2	3	-	-	-	-	1-4	1-0	-	1-4	-		
Brown,Chris	1-2	3	-	-	-	1-1	2-4	-	-	DNP	-		
Bianchino,Ben	1-1	2	-	DNP	1-0	1-8	-	DNP	DNP	-	-		
Talley,Henry	0-1	1	-	DNP	-	-	1-0	-	-	-	-		
Tossie,Sam	1-0	1	DNP	DNP	-	-	1-1	-	DNP	-	DNP		
Hicks,Aaron	0-1	1	-	-	1-0	-	-	-	-	-	-		
Terrell,Fletche	1-0	1	-	-	-	-	1-8	-	-	-	-		
Williams,Cary	1-0	1	-	1-2	-	-	-	-	-	-	-		
Tetuan,Jarod	1-0	1	-	-	-	-	-	-	-	1-1	-		

Game By Game Tackles - Leaders

	UA-A	TOT	CSM	WWU	UCM	FHSU	SBU	PSU	NWMSU	TSU	ESU	MSSU	MWSU
Watkins,Zach	32-38	70	6-5	3-3	6-5	4-4	3-3	2-6	2-9	4-1	2-2		
Tetuan,Jarod	35-23	58	3-5	4-4	3-3	5-2	-	2-2	6-3	7-1	5-3		
Neal,Aaron	26-23	49	5-4	5-0	2-1	1-3	5-1	3-3	4-8	-	1-3		
Lewis,Trey	18-29	47	1-3	3-1	1-4	2-6	2-3	3-6	2-2	2-2	2-2		
Ringwood,Bruce	25-20	45	1-3	2-1	1-1	1-3	2-3	3-3	7-5	2-0	6-1		
Krajicek,Michae	18-22	40	1-3	1-5	3-3	2-2	2-2	0-6	4-0	3-1	2-0		
Terrell,Fletche	21-10	31	4-2	0-3	2-3	3-0	3-0	2-1	4-1	1-0	2-0		
Williams,Cary	22-7	29	1-0	3-3	3-1	1-0	1-1	7-1	3-0	3-0	0-1		
Ewy,Adam	14-14	28	0-3	3-1	2-1	1-0	2-0	0-3	2-1	2-3	2-2		
Birt,Mitch	11-12	23	1-1	DNP	1-0	0-4	1-0	1-1	2-3	5-2	0-1		
Sims,Roy	8-14	22	1-4	4-0	1-2	0-2	0-2	0-4	2-0	-	-		
Hicks,Aaron	7-13	20	1-5	-	2-4	-	2-0	1-2	1-1	0-1	-		
Lawrence,Eric	15-5	20	2-1	6-0	1-1	-	1-1	1-1	2-1	2-0	-		



2006 Washburn Ichabod Football

2005 MIAA Champions

All Purpose Yards - Leaders

	TOT	CSM	WWU	UCM	FHSU	SBU	PSU	NWMSU	TSU	ESU	MSSU	MWSU
Sissom, Sam	718	129	220	29	96	81	55	39	11	58		
Mosley, Ra'Shawn	644	DNP	DNP	82	69	193	97	94	47	62		
Gardiner, Aaron	543	128	101	DNP	-	29	102	78	15	90		
Hearn, Trent	517	107	68	46	27	51	101	33	56	28		
Terrell, Fletche	391	39	31	26	32	125	69	-	30	39		
Walker, Brandon	381	31	7	32	21	105	11	21	39	114		
Lebahn, Jake	245	55	20	66	55	-	11	-	-	38		
Williams, Cary	188	34	-	9	-	-	45	78	19	3		
Ramsey, Ben	92	3	3	-	34	52	-	-	-	-		
Martin, James	75	-1	-	-	15	61	-	-	DNP	-		
Neal, Aaron	74	-	-	-	-	74	-	-	-	-		
Cole, Brad	64	29	DNP	-	-	-	DNP	-	16	19		
Powers, Drameago	59	DNP	DNP	6	-	33	6	DNP	DNP	14		
Brown, Matt	41	DNP	DNP	DNP	DNP	41	DNP	DNP	DNP	-		
Brown, Chris	25	-	-	-	-	-	-	-	DNP	25		
Haug, Brad	23	DNP	DNP	-	4	19	-	-	DNP	-		
Tetuan, Jarod	20	2	4	-	5	-	-	-	9	-		
Watkins, Zach	19	-	-	-	-	-	-	-	-	19		
Burgess, Marquet	16	-	DNP	-	-	16	-	-	DNP	-		
Minikwu, Taurenc	16	12	4	-	-	-	-	-	-	-		
Wofford, Beau	6	DNP	DNP	DNP	4	-	DNP	-	2	-		
Kavanaugh, Andy	5	-	-	-	5	-	-	-	DNP	-		
Krajicek, Michae	4	4	-	-	-	-	-	-	-	-		
Ewy, Adam	4	-	-	-	-	-	-	4	-	-		
Brackenbury, Dam	3	-	DNP	-	3	-	-	-	DNP	-		
Mangino, Tommy	-3	DNP	DNP	DNP	DNP	-3	DNP	DNP	DNP	DNP		
TEAM	-27	-	-	-3	-	-	-	-	-24	-		
Brill, Jordan	-55	-27	-3	-8	1	-8	-10	DNP	DNP	DNP		



2006 Washburn Ichabod Football

2005 MIAA Champions

Washburn Individual Highs

Rushes	22	Hearn,Trent vs Colorado Mines (Sep 02, 2006)
		Hearn,Trent at Western Washington (Sep 09, 2006)
Yards Rushing	193	Mosley,Ra'Shawn vs Southwest Baptist (Sep 30, 2006)
TD Rushes	2	Hearn,Trent at Central Missouri (Sep 16, 2006)
		Hearn,Trent vs Southwest Baptist (Sep 30, 2006)
		Walker,Brandon vs Southwest Baptist (Sep 30, 2006)
		Mosley,Ra'Shawn vs Southwest Baptist (Sep 30, 2006)
		Hearn,Trent vs Northwest Missouri (Oct 14, 2006)
Long Rush	53	Mosley,Ra'Shawn vs Northwest Missouri (Oct 14, 2006)
Pass attempts	29	Brill,Jordan at Western Washington (Sep 09, 2006)
Pass completions	18	Brill,Jordan vs Colorado Mines (Sep 02, 2006)
Yards Passing	330	Brill,Jordan at Western Washington (Sep 09, 2006)
TD Passes	5	Brill,Jordan vs Colorado Mines (Sep 02, 2006)
Long Pass	74	Brill,Jordan at Western Washington (Sep 09, 2006)
Receptions	7	Sissom,Sam at Western Washington (Sep 09, 2006)
Yards Receiving	214	Sissom,Sam at Western Washington (Sep 09, 2006)
TD Receptions	2	Gardiner,Aaron vs Colorado Mines (Sep 02, 2006)
Long Reception	74	Sissom,Sam at Western Washington (Sep 09, 2006)
Field Goals	2	Sabel,Connor vs Colorado Mines (Sep 02, 2006)
Long Field Goal	38	Sabel,Connor vs Colorado Mines (Sep 02, 2006)
Punts	7	Boswell,Ben at Central Missouri (Sep 16, 2006)
Punting Avg	42.1	Boswell,Ben at Central Missouri (Sep 16, 2006)
Long Punt	70	Boswell,Ben at Central Missouri (Sep 16, 2006)
Long Punt Return	36	Sissom,Sam vs Colorado Mines (Sep 02, 2006)
Long Kickoff Return	55	Terrell,Fletcher at Pittsburg State (Oct 07, 2006)
Tackles	12	Ringwood,Bruce vs Northwest Missouri (Oct 14, 2006)
		Neal,Aaron vs Northwest Missouri (Oct 14, 2006)
Sacks	2.0	Ringwood,Bruce vs Northwest Missouri (Oct 14, 2006)
Tackles For Loss	5.0	Ringwood,Bruce vs Northwest Missouri (Oct 14, 2006)
Interceptions	2	Williams,Cary vs Colorado Mines (Sep 02, 2006)

Washburn Team Highs

Rushes	55	at Truman (Oct 21, 2006)
Yards Rushing	357	vs Southwest Baptist (Sep 30, 2006)
Yards Per Rush	7.8	vs Southwest Baptist (Sep 30, 2006)
TD Rushes	6	vs Southwest Baptist (Sep 30, 2006)
Pass attempts	29	at Western Washington (Sep 09, 2006)
Pass completions	18	vs Colorado Mines (Sep 02, 2006)
Yards Passing	330	at Western Washington (Sep 09, 2006)
Yards Per Pass	14.4	vs Southwest Baptist (Sep 30, 2006)
TD Passes	5	vs Colorado Mines (Sep 02, 2006)
Total Plays	73	vs Emporia State (Oct 28, 2006)
Total Offense	644	vs Southwest Baptist (Sep 30, 2006)
Yards Per Play	9.8	vs Southwest Baptist (Sep 30, 2006)
Points	56	vs Southwest Baptist (Sep 30, 2006)
Sacks By	4	at Western Washington (Sep 09, 2006)
		vs Southwest Baptist (Sep 30, 2006)
First Downs	24	vs Southwest Baptist (Sep 30, 2006)
Penalties	12	vs Southwest Baptist (Sep 30, 2006)
		at Pittsburg State (Oct 07, 2006)
Penalty Yards	108	at Pittsburg State (Oct 07, 2006)
Turnovers	6	at Truman (Oct 21, 2006)
Interceptions By	3	vs Colorado Mines (Sep 02, 2006)
		vs Southwest Baptist (Sep 30, 2006)

Opponent Individual Highs

Rushes	35	Omon,Xavier, vs Northwest Missouri (Oct 14, 2006)
Yards Rushing	153	Race,Germaine, at Pittsburg State (Oct 07, 2006)
TD Rushes	2	Mehl,Garrett, vs Colorado Mines (Sep 02, 2006)
		Ticich,Matt, at Truman (Oct 21, 2006)
Long Rush	41	Waters,Geno, at Pittsburg State (Oct 07, 2006)
Pass attempts	41	Mehl,Garrett, vs Colorado Mines (Sep 02, 2006)
Pass completions	29	Mehl,Garrett, vs Colorado Mines (Sep 02, 2006)
Yards Passing	347	Mathews,Josh, vs Northwest Missouri (Oct 14, 2006)
TD Passes	3	Waters,Geno, at Pittsburg State (Oct 07, 2006)
		Mathews,Josh, vs Northwest Missouri (Oct 14, 2006)
Long Pass	83	Mathews,Josh, vs Northwest Missouri (Oct 14, 2006)
Receptions	13	Dyktra,Derek, vs Colorado Mines (Sep 02, 2006)
Yards Receiving	179	Wright,Kendall, vs Northwest Missouri (Oct 14, 2006)
TD Receptions	2	Peterson,Mike, vs Northwest Missouri (Oct 14, 2006)
Long Reception	83	Wright,Kendall, vs Northwest Missouri (Oct 14, 2006)
Field Goals	3	Smith,Robby, at Western Washington (Sep 09, 2006)
		Alleman,Nathan, at Pittsburg State (Oct 07, 2006)
Long Field Goal	44	Webb,Spencer, at Central Missouri (Sep 16, 2006)
Punts	9	Elder,Tyler, at Fort Hays State (Sep 23, 2006)
Punting Avg	39.3	Frankel,Matt, at Central Missouri (Sep 16, 2006)
Long Punt	48	Frankel,Matt, at Central Missouri (Sep 16, 2006)
		Bowers,Tim, vs Southwest Baptist (Sep 30, 2006)
Long Punt Return	21	McClellan,Todd, at Western Washington (Sep 09, 2006)
Long Kickoff Return	50	Wright,Kendall, vs Northwest Missouri (Oct 14, 2006)
Tackles	18	Richter,Jake, vs Emporia State (Oct 28, 2006)
Sacks	2.0	Sprague,Danny, vs Colorado Mines (Sep 02, 2006)
Tackles For Loss	3.0	Sprague,Danny, vs Colorado Mines (Sep 02, 2006)
		Simmons,Shane, at Western Washington (Sep 09, 2006)
		Harness,Ben, vs Northwest Missouri (Oct 14, 2006)
Interceptions	2	Richter,Jake, vs Emporia State (Oct 28, 2006)

Opponent Team Highs

Rushes	44	at Pittsburg State (Oct 07, 2006)
		vs Northwest Missouri (Oct 14, 2006)
		at Truman (Oct 21, 2006)
Yards Rushing	296	at Pittsburg State (Oct 07, 2006)
Yards Per Rush	6.7	at Pittsburg State (Oct 07, 2006)
TD Rushes	2	vs Colorado Mines (Sep 02, 2006)
		at Truman (Oct 21, 2006)
Pass attempts	41	vs Colorado Mines (Sep 02, 2006)
Pass completions	29	vs Colorado Mines (Sep 02, 2006)
Yards Passing	347	vs Northwest Missouri (Oct 14, 2006)
Yards Per Pass	11.8	at Pittsburg State (Oct 07, 2006)
TD Passes	3	at Pittsburg State (Oct 07, 2006)
		vs Northwest Missouri (Oct 14, 2006)
Total Plays	76	vs Northwest Missouri (Oct 14, 2006)
Total Offense	544	at Pittsburg State (Oct 07, 2006)
Yards Per Play	8.4	at Pittsburg State (Oct 07, 2006)
Points	31	vs Northwest Missouri (Oct 14, 2006)
Sacks By	3	vs Colorado Mines (Sep 02, 2006)
		at Central Missouri (Sep 16, 2006)
		at Pittsburg State (Oct 07, 2006)
First Downs	25	at Pittsburg State (Oct 07, 2006)
		vs Northwest Missouri (Oct 14, 2006)
Penalties	7	at Western Washington (Sep 09, 2006)
		at Pittsburg State (Oct 07, 2006)
Penalty Yards	67	at Western Washington (Sep 09, 2006)
Turnovers	4	vs Southwest Baptist (Sep 30, 2006)
Interceptions By	3	at Pittsburg State (Oct 07, 2006)



2006 Washburn Ichabod Football

2005 MIAA Champions

WASHBURN

2006 Record (5-4, 4-3 MIAA)

Sept. 2	Colorado Mines	W 41-21
Sept. 9	at Western Washington	L 13-16
Sept. 16	at No. 19 Central Missouri	W 14-10
Sept. 23	at Fort Hays State	W 37-7
Sept. 30	Southwest Baptist	W 56-23
Oct. 7	at No. 11 Pittsburg State	L 14-29
Oct. 14	No. 2 Northwest Missouri	L 26-31
Oct. 21	at Truman	L 7-21
Oct. 28	Emporia State	W 37-6
Nov. 4	at Missouri Southern	2 p.m.
Nov. 11	Missouri Western	1 p.m.

COLORADO MINES

2006 Record (4-5, 2-4 RMAC)

Sept. 2	at No. 15 Washburn	L 21-41
Sept. 9	Fort Hays State	W 31-24
Sept. 16	Adams State	L 7-26
Sept. 23	at No. 20 Chadron State	L 0-57
Sept. 30	Oklahoma Panhandle	W 69-0
Oct. 7	New Mexico Highlands	L 16-19
Oct. 14	at Western New Mexico	W 10-6
Oct. 21	Fort Lewis	L 34-41
Oct. 28	at Nebraska-Kearney	W 20-14
Nov. 4	Mesa State	noon
Nov. 11	at Western State	1 p.m.

WESTERN WASHINGTON

2006 Record (3-6, 1-5 NCC)

Aug. 31	at Humboldt State	L 23-28
Sept. 9	No. 15 Washburn	W 16-13
Sept. 16	No. 20 Nebraska-Omaha	L 10-38
Sept. 23	at No. 4 North Dakota	L 20-26
Sept. 30	Minnesota-Duluth	L 10-20
Oct. 7	at St. Cloud State	W 24-17
Oct. 14	No. 14 South Dakota	L 10-42
Oct. 21	Central Washington	L 28-42
Oct. 28	Western Oregon	W 17-14
Nov. 4	Augustana	1 p.m.
Nov. 11	at Minnesota St-Mankato	noon

CENTRAL MISSOURI

2006 Record (4-5, 2-5 MIAA)

Sept. 2	at Lincoln	W 78-0
Sept. 9	Dakota State	W 52-0
Sept. 16	No. 25 Washburn	L 10-14
Sept. 23	at Truman	L 21-24
Sept. 30	at Fort Hays State	W 37-14
Oct. 7	No. 17 Missouri Western	L 20-30
Oct. 14	Southwest Baptist	W 49-24
Oct. 21	at Missouri Southern	L 26-31
Oct. 28	No. 2 Northwest Missouri	L 14-31
Nov. 4	Emporia State	1:30 p.m.
Nov. 11	at Pittsburg State	2 p.m.

FORT HAYS STATE

2006 Record (1-8, 1-6 MIAA)

Sept. 2	Texas A&M-Commerce	L 14-17
Sept. 9	at Colorado Mines	L 24-31
Sept. 16	at Emporia State	L 10-48
Sept. 23	No. 22 Washburn	L 7-37
Sept. 30	Central Missouri	L 14-37
Oct. 7	at Southwest Baptist	L 21-39
Oct. 14	No. 11 Pittsburg State	L 28-35
Oct. 21	at No. 2 Northwest Missouri	L 0-59
Oct. 28	Missouri Southern	W 10-0
Nov. 4	at Missouri Western	2 p.m.
Nov. 11	Truman	2 p.m.

SOUTHWEST BAPTIST

2006 Record (1-8, 1-6 MIAA)

Aug. 31	Harding	L 30-42
Sept. 9	at Missouri State	L 14-45
Sept. 16	at Missouri Southern	L 21-42
Sept. 23	Emporia State	L 31-35
Sept. 30	at No. 20 Washburn	L 23-56
Oct. 7	Fort Hays State	W 39-21
Oct. 14	at Central Missouri	L 24-49
Oct. 21	at No. 10 Pittsburg State	L 20-63
Oct. 28	No. 16 Missouri Western	L 21-24
Nov. 4	at Truman State	1:30 p.m.
Nov. 11	Northwest Missouri	1:30 p.m.

PITTSBURG STATE

2006 Record (8-1, 6-1 MIAA)

Sept. 2	at East Central	W 52-12
Sept. 9	Panhandle State	W 87-0
Sept. 16	at No. 23 Missouri Western	L 35-48
Sept. 23	Missouri Southern	W 48-24
Sept. 30	at Emporia State	W (4ot) 59-57
Oct. 7	No. 19 Washburn	W 29-14
Oct. 14	at Fort Hays State	W 35-28
Oct. 21	Southwest Baptist	W 63-20
Oct. 28	Truman State	W 45-21
Nov. 4	vs Northwest Missouri	2 p.m.
Nov. 11	Central Missouri	2 p.m.

NORTHWEST MISSOURI

2006 Record (9-0, 7-0 MIAA)

Sept. 2	Minnesota State	W 31-14
Sept. 9	No. 10 Nebraska-Omaha	W 31-0
Sept. 16	at Truman State	W 31-10
Sept. 23	No. 16 Missouri Western	W 24-21
Sept. 30	at Missouri Southern	W 24-7
Oct. 7	Emporia State	W 49-17
Oct. 14	at Washburn	W 31-26
Oct. 21	Fort Hays State	W 59-0
Oct. 28	Central Missouri	W 31-14
Nov. 4	vs Pittsburg State	2 p.m.
Nov. 11	Southwest Baptist	1:30 p.m.

TRUMAN STATE

2006 Record (4-5, 3-4 MIAA)

Aug. 24	at Minn. St.-Mankato	L 16-34
Sept. 2	at No. 15 Winona State	L 13-24
Sept. 16	No. 2 Northwest Missouri	L 10-31
Sept. 23	Central Missouri	W 24-21
Sept. 30	at No. 19 Missouri Western	L 13-38
Oct. 7	Missouri Southern	W 35-28
Oct. 14	at Emporia State	W 14-13
Oct. 21	Washburn	W 21-7
Oct. 28	at No. 8 Pittsburg State	L 21-45
Nov. 4	Southwest Baptist	noon
Nov. 11	at Fort Hays State	2 p.m.

EMPORIA STATE

2006 Record (3-6, 2-5 MIAA)

Sept. 2	at Oklahoma Panhandle	W 69-6
Sept. 9	No. 15 Winona State	L 18-21
Sept. 16	Fort Hays State	W 48-10
Sept. 23	at Southwest Baptist	W 35-31
Sept. 30	No. 13 Pittsburg State	L (4ot) 57-59
Oct. 7	at No. 2 Northwest Missouri	L 17-49
Oct. 14	Truman	L 13-14
Oct. 21	at Missouri Western	L 12-24
Oct. 28	at Washburn	L 6-37
Nov. 4	at Central Missouri	1:30 p.m.
Nov. 11	Missouri Southern	1 p.m.

MISSOURI SOUTHERN

2006 Record (4-5, 2-5 MIAA)

Sept. 2	Ouachita Baptist	W 28-22
Sept. 9	at Harding	W 30-27
Sept. 16	Southwest Baptist	W 42-21
Sept. 23	at No. 13 Pittsburg State	L 24-48
Sept. 30	No. 2 Northwest Missouri	L 7-24
Oct. 7	at Truman	L 28-35
Oct. 14	No. 17 Missouri Western	L 17-24
Oct. 21	Central Missouri	W 31-26
Oct. 28	at Fort Hays State	L 0-10
Nov. 4	Washburn	2 p.m.
Nov. 11	at Emporia State	1 p.m.

MISSOURI WESTERN

2006 Record (8-1, 6-1 MIAA)

Aug. 31	at Central Oklahoma WOT	32-29
Sept. 9	St. Cloud State	W 27-14
Sept. 16	No. 7 Pittsburg State	W 48-35
Sept. 23	at No. 2 Northwest Missouri	L 21-24
Sept. 30	Truman	W 38-13
Oct. 7	at Central Missouri	W 30-20
Oct. 14	at Missouri Southern	W 24-17
Oct. 21	Emporia State	W 24-12
Oct. 28	at Southwest Baptist	W 24-21
Oct. 4	Fort Hays State	2 p.m.
Nov. 11	at Washburn	1 p.m.



Game 1 • No. 16 Washburn 41, Colorado Mines 21 • Sept. 2, 2006

TOPEKA, Kan. - Junior quarterback Jordan Brill passed for 309 yards and tied his career high with five touchdown passes in the win completing 18 of 27 passes as the No. 16 ranked Washburn Ichabods opened the 2006 season with a 41-21 win over the Colorado School of Mines in front of 6,156 people in Yager Stadium.

Washburn won the opening toss and marched 69 yards in five plays as Brill hooked up with senior wide receiver Sam Sissom for a 12-yard touchdown pass. The reception gave Sissom 37 for his career, one shy of the MIAA's career all-game record of 38 held by Jamaica Rector (Northwest Missouri).


On the Orediggers first possession of the game, they marched down to the Ichabod 4-yard line, but the Ichabod defense stopped them on four plays, including two inside the 1-yard line. Washburn took the ball and marched 95 yards on 13 plays as Brill found senior wide receiver Aaron Gardiner for a 25-yard touchdown strike putting the Ichabods up 14-0 with 33 seconds left in the first quarter.

After forcing a three-and-out for the Orediggers, junior wide receiver Jake Lebahn hooked up with Brill for a 17-yard touchdown reception capping a three-play, 22 yard drive set up by Sissom's 36-yard punt return into Oredigger territory.

Connor Sabel added a 36-yard field goal at the 6:16 mark of the second quarter after freshman linebacker Michael Krajicek picked off a Garrett Mehl pass at the Mines' 45 yard line.

On their next possession, Mines scored their first points as Mehl hit Derek Dyktra on a 16-yard touchdown reception, but the extra point attempt was blocked by senior defensive tackle Trey Lewis cutting the Washburn lead to 24-6.

Washburn fumbled the ensuing kickoff and the Orediggers took advantage of the mistake scoring their second touchdown



in :25 seconds and Mehl rushed for eight yards to cut the Washburn lead to 10 points at 24-14 following the two-point conversion. Gardiner recorded his second touchdown pass of the afternoon with the only points of the third quarter as Brill hit him on a seven yard touchdown reception pushing the Washburn lead to 31-14.

In the fourth quarter, both teams traded punts and Sabel connected on a 38-yard field goal with 12:05 left in the game.

The Orediggers capped a 68-yard drive as Mehl rushed 33 yards down the sideline to once again cut the Washburn lead to two scores at 34-21. After a Washburn punt by Ben Boswell that was downed at the CSM 1-yard line, junior cornerback Cary Williams picked off a Mehl pass and returned it to the Orediggers'

30 yard line. Four plays later, Brill tossed his fifth touchdown pass of the afternoon to junior tight end Ben Ramsey on a 3-yard connection, wrapping the scoring at 41-21.

Brill's 309 yard passing performance was his third of his Washburn career and his second highest total following a 348 yard outing against the Orediggers and a 328 yard day against Central Washington last season. In two starts against the Orediggers, Brill is 32-of-52 for 657 yards and eight touchdowns.

Gardiner led the Ichabods in receiving yards with 128 and six receptions with the two touchdowns and Sissom finished with four receptions for 93 yards.

On the ground, Washburn's Trent Hearn had 22 carries for 99 yards.

Defensively, Washburn's redshirt freshman linebacker Zach Watkins had 11 tackles including six solo stops with a tackle for loss. Senior linebacker Aaron Neal had nine stops. Williams had two interceptions for the Ichabods and three pass breakups.

Score by Quarters

Colorado Mines	0	14	0	7	21	Record: (0-1)
Washburn	14	10	7	10	41	Record: (1-0)

Scoring Summary

1st Quarter

12:59 WU Sissom, Sam 12 yd pass from Brill, Jordan (Sabel, Connor kick), 5-69 2:01, CSM 0 - WU 7
 00:33 WU Gardiner, Aaron 25 yd pass from Brill, Jordan (Sabel, Connor kick), 13-95 4:57, CSM 0 - WU 14
 11:42 WU Lebahn, Jake 17 yd pass from Brill, Jordan (Sabel, Connor kick), 3-22 1:27, CSM 0 - WU 21
 06:16 WU Sabel, Connor 36 yd field goal, 9-27 3:50, CSM 0 - WU 24
 00:35 CSM Dyktra, Derek 16 yd pass from Mehl, Garrett (Abel, Aaron kick blocked), 12-66 5:37, CSM 6 - WU 24
 00:10 CSM Mehl, Garrett 8 yd run (Floendo, Bryan pass from Mehl, Garrett), 3-33 0:29, CSM 14 - WU 24

3rd Quarter

06:46 WU Gardiner, Aaron 7 yd pass from Brill, Jordan (Sabel, Connor kick), 8-77 3:03, CSM 14 - WU 31

4th Quarter

12:05 WU Sabel, Connor 38 yd field goal, 9-45 4:15, CSM 14 - WU 34
 10:49 CSM Mehl, Garrett 33 yd run (Abel, Aaron kick), 5-68 1:12, CSM 21 - WU 34
 02:39 WU Ramsey, Ben 3 yd pass from Brill, Jordan (Sabel, Connor kick), 4-30 1:28, CSM 21 - WU 41

Team Stats

	CSM	WU
FIRST DOWNS	18	20
RUSHES-YARDS (NET)	20-78	39-122
PASSING YDS (NET)	246	309
Passes Att-Comp-Int	41-29-3	27-18-0
TOTAL OFFENSE PLAYS-YARDS	61-324	66-431
Fumble Returns-Yards	0-0	0-0
Punt Returns-Yards	0-0	2-38
Kickoff Returns-Yards	6-146	4-62
Interception Returns-Yards	0-0	3-14
Punts (Number-Avg)	4-34.0	2-37.0
Fumbles-Lost	0-0	3-2
Penalties-Yards	3-15	2-15
Possession Time	29:27	30:33
Third-Down Conversions	4 of 11	8 of 14
Fourth-Down Conversions	2 of 3	2 of 2
Red-Zone Scores-Chances	2-3	5-5
Sacks By: Number-Yards	3-28	2-12

Colorado Mines 21 No. 16 Washburn 41

Sept. 2, 2006 • Topeka, Kan. • Yager Stadium
Attendance: 6,156

Washburn

Rushing	No	Gain	Loss	Net	TD	Lg	Avg
Hearn, Trent	22	106	7	99	0	26	4.5
Cole, Brad	5	29	0	29	0	23	5.8
Walker, Brandon	7	19	0	19	0	5	2.7
Minikwu, Taurence	1	2	0	2	0	2	2.0
Brill, Jordan	4	1	28	-27	0	1	-6.8
Totals...	39	157	35	122	0	26	3.1

Passing	Att	Cmp	Int	Yds	TD	Long	Sack
Brill, Jordan	27	18	0	309	5	49	3
Totals...	27	18	0	309	5	49	3

Receiving	No.	Yds	TD	Long
Gardiner, Aaron	6	128	2	49
Sissom, Sam	4	93	1	48
Lebahn, Jake	3	55	1	24
Minikwu, Taurence	2	10	0	6
Walker, Brandon	1	12	0	12
Hearn, Trent	1	8	0	8
Ramsey, Ben	1	3	1	3
Totals...	18	309	5	49

Punting	No.	Yds	Avg	Long	In20	TB
Boswell, Ben	2	74	37.0	40	1	0
Totals...	2	74	37.0	40	1	0

All Returns	No	Yds	Lg	No	Yds	Lg	No	Yds	Lg
Sissom, Sam	1	36	36	0	0	0	0	0	0
Tetuan, Jarod	1	2	2	0	0	0	0	0	0
Martin, James	0	0	0	1	-1	0	0	0	0
Krajicek, Michael	0	0	0	0	0	0	1	4	4
Terrell, Fletcher	0	0	0	2	39	31	0	0	0
Williams, Cary	0	0	0	1	24	24	2	10	10
Totals...	2	38	36	4	62	31	3	14	10

Field Goals

Sabel, Connor	2nd	06:16	36 yds	Good
Sabel, Connor	4th	12:05	38 yds	Good

Colorado Mines

Rushing	No	Gain	Loss	Net	TD	Lg	Avg
Mehl, Garrett	12	73	12	61	2	33	5.1
Floendo, Bryan	7	21	0	21	0	8	3.0
Pippins, Michael	1	0	4	-4	0	0	-4.0
Totals...	20	94	16	78	2	33	3.9

Passing	Att	Cmp	Int	Yds	TD	Long	Sack
Mehl, Garrett	41	29	3	246	1	28	2
Totals...	41	29	3	246	1	28	2

Receiving	No.	Yds	TD	Long
Dyktra, Derek	13	131	1	28
Floendo, Bryan	8	52	0	15
Dickinson, Brent	3	38	0	25
Curl, Michael	2	12	0	8
Chacon, Brent	2	8	0	5
Huck, Corey	1	5	0	5
Totals...	29	246	1	28

Punting	No.	Yds	Avg	Long	In20	TB
Schietinger, Ryan	3	105	35.0	38	0	0
Mehl, Garrett	1	31	31.0	31	0	0
Totals...	4	136	34.0	38	0	0

All Returns	No	Yds	Lg	No	Yds	Lg	No	Yds	Lg
Dickinson, Brent	0	0	0	4	101	32	0	0	0
Curl, Michael	0	0	0	1	25	25	0	0	0
Pippins, Michael	0	0	0	1	20	20	0	0	0
Totals...	0	0	0	6	146	32	0	0	0

Field Goals

none



Game 2 • Western Washington 16, No. 15 Washburn 13 • Sept. 9, 2006


BELLINGHAM, Wash. - The No. 15 ranked Washburn Ichabods second trip to Washington in as many years yielded the same result in another heartbreaking loss as they fell 16-13 to Western Washington. The Vikings' Robby Smith hit a 40-yard field goal with 2.7 seconds remaining pushing Western Washington to the win.

Western took a 3-0 lead late in the first quarter on a 24-yard Smith field goal that capped a nine-play drive. Washburn appeared to take the lead twice on its next possession, but a pair of Brill touchdown passes were both called back by penalties, and on the first play of second quarter, Connor Sabel missed a 35-yard field goal.

The Ichabods took a 7-3 lead on the opening possession of the second half. Two plays after a short punt and a penalty gave Washburn the ball on the Western 36, Brill connected on a 31-yard pass to Sissom to the 1, and Trent Hearn plunged over for the touchdown.

The Ichabods had taken a 13-10 lead on the opening play of the fourth quarter, as quarterback Jordan Brill threw a 3-yard touchdown pass to tight end Ben Ramsey. A two-point conversion pass failed.

Smith tied the game with 2:32 to play, hitting a 33-yard field goal set up by a 32-yard completion



New Coach New Conference New Era

from quarterback James Monrean to running back Calvin McCarthy.

Washburn then moved the ball to nearly midfield, but on a second-and-1 play, Western linebacker Shane Simmons dislodged the ball from Ichabod running back Trent Hearn, and safety Steve Davis recovered, giving the Vikings the ball at their own 49 with 1:51 left.

After the fumble recovery, Western moved 28 yards in four plays setting up Smith's game-winning field goal.

Washburn had a 414-279 edge in total offense, with Brill completing 15-of-29 passes for 330 yards with a touchdown and two interceptions. Wide receiver Sam Sissom had seven receptions for 214 yards for the Ichabods.

On the ground, Hearn had 68 yards on 22 carries to lead the Ichabods. Brill recorded his second straight 300-yard passing game with 330 yards completing 15 of 29 attempts.

Monrean completed 17-of-29 passes for 215 yards and a touchdown for Western. McCarty had five receptions for 79 yards and rushed 25 times for 71 yards.

After committing only two penalties in their opener, Washburn was flagged for seven for 65 yards and converted two of four trips into the red zone.

Score by Quarters

Washburn	0	0	7	6	13 (1-1)
Western Washington	3	0	7	6	16 (1-1)

Scoring Summary

1st Quarter

02:52 WWU Smith, Robby 24 yd field goal

3rd Quarter

13:07 WU Hearn, Trent 1 yd run (Sabel, Connor kick)
01:18 WWU Alley, Kellen 22 yd pass from Monrean, James (Smith, Robby kick)

4th Quarter

14:56 WU Ramsey, Ben 3 yd pass from Brill, Jordan (Tetuan, Jarod pass failed)
02:52 WWU Smith, Robby 33 yd field goal
00:02 WWU Smith, Robby 40 yd field goal

Team Stats

	WU	WWU
FIRST DOWNS	15	15
RUSHES-YARDS (NET)	30-84	33-64
PASSING YDS (NET)	330	215
Passes Att-Comp-Int	29-15-2	29-17-0
TOTAL OFFENSE PLAYS-YARDS	59-414	62-279
Fumble Returns-Yards	0-0	0-0
Punt Returns-Yards	2-10	3-44
Kickoff Returns-Yards	2-31	2-53
Interception Returns-Yards	0-0	2--3
Punts (Number-Avg)	4-33.8	7-32.6
Fumbles-Lost	2-1	0-0
Penalties-Yards	7-65	7-67
Possession Time	26:54	33:06
Third-Down Conversions	5 of 12	6 of 16
Fourth-Down Conversions	0 of 1	0 of 0
Red-Zone Scores-Chances	2-4	2-2
Sacks By: Number-Yards	4-25	2-12

No. 15 Washburn 13 Western Washington 16

Sept. 9, 2006 • Bellingham, Wash. • Civic Stadium

Attendance: 1,800

Washburn

Rushing	No	Gain	Loss	Net	TD	Lg	Avg
Hearn, Trent	22	79	11	68	1	11	3.1
Gardiner, Aaron	1	12	0	12	0	12	12.0
Walker, Brandon	4	7	0	7	0	3	1.8
Brill, Jordan	3	9	12	-3	0	9	-1.0
Totals...	30	107	23	84	1	12	2.8

Passing	Att	Cmp	Int	Yds	TD	Long	Sack
Brill, Jordan	29	15	2	330	1	74	2
Totals...	29	15	2	330	1	74	2

Receiving	No.	Yds	TD	Long
Sissom, Sam	7	214	0	74
Gardiner, Aaron	4	89	0	44
Lebahn, Jake	2	20	0	12
Minikwu, Taurence	1	4	0	4
Ramsey, Ben	1	3	1	3
Totals...	15	330	1	74

Punting	No.	Yds	Avg	Long	In20	TB
Boswell, Ben	4	135	33.8	45	0	0
Totals...	4	135	33.8	45	0	0

All Returns	No	Yds	Lg	No	Yds	Lg	No	Yds	Lg
Sissom, Sam	1	6	6	0	0	0	0	0	0
Tetuan, Jarod	1	4	4	0	0	0	0	0	0
Terrell, Fletcher	0	0	0	2	31	17	0	0	0
Totals...	2	10	6	2	31	17	0	0	0

Field Goals

Sabel, Connor 2nd 14:55 35 yds Missed

Western Washington

Rushing	No	Gain	Loss	Net	TD	Lg	Avg
McCarty, Calvin	25	84	13	71	0	17	2.8
Garner, Craig	2	6	0	6	0	4	3.0
Monrean, James	6	12	25	-13	0	7	-2.2
Totals...	33	102	38	64	0	17	1.9

Passing	Att	Cmp	Int	Yds	TD	Long	Sack
Monrean, James	29	17	0	215	1	32	4
Totals...	29	17	0	215	1	32	4

Receiving	No.	Yds	TD	Long
McCarty, Calvin	5	79	0	32
McKee, Travis	4	43	0	22
Alley, Kellen	3	51	1	23
Garner, Craig	3	21	0	13
Birkley, Tyler	1	13	0	13
Upchurch, Brett	1	8	0	8
Totals...	17	215	1	32

Punting	No.	Yds	Avg	Long	In20	TB
Anderson, Corbin	6	201	33.5	42	2	0
Smith, Robby	1	27	27.0	27	1	0
Totals...	7	228	32.6	42	3	0

All Returns	No	Yds	Lg	No	Yds	Lg	No	Yds	Lg
Garner, Craig	0	0	0	1	43	43	0	0	0
Birkley, Tyler	0	0	0	1	10	10	0	0	0
McClellan, Todd	3	44	21	0	0	0	0	0	0
Elliott, Chayce	0	0	0	0	0	0	1	-3	0
Van Datta, Danny	0	0	0	0	0	0	1	0	0
Totals...	3	44	21	2	53	43	2	-3	0

Field Goals

Smith, Robby 1st 02:52 24 yds Good
Smith, Robby 4th 02:52 33 yds Good
Smith, Robby 4th 00:02 40 yds Good



Game 3 • No. 25 Washburn 14, No. 19 Central Missouri 10 • Sept. 16, 2006

WARRENSBURG, Mo. - The No. 25 ranked Washburn Ichabods won for the first time in Warrensburg since Oct. 7, 1995 in a 14-10 win over No. 19 Central Missouri. With the win, Washburn improved to 2-1 on the season and 1-0 in the MIAA.

Washburn opened the scoring on their second drive as Trent Hearn scored from 2-yards out at the 9:17 mark of the second quarter capping a 13-play, 70-yard drive. On the drive, Hearn became Washburn's all-time leading rusher on a second and seven from the Central 20 as he picked up the first down and passed Dino DeLisa (1983-85) with he picked up is 2,795th yard. Hearn would finish the day with 46 yards on 13 carries and two touchdown rushes.

UCM came back on the next drive with an eight-play, 63-yard series that was wrapped up by a 19-yard Toby Korrodi touchdown pass to Matt Jacobsen. Korrodi came back to guide the drive after getting shaken up in the first quarter. Mike Spiegel pulled double duty, playing quarterback and wide receiver. Both teams had one more drive in the half, but nobody could score, going into the break tied 7-7.

The Ichabod defense came up big on the first drive of the second half as UCM drove down to the Washburn 12-yard line, but a Washburn sack by Cody Huenefeld pushed UCM back to the Washburn 22 forcing a fourth and 15. UCM faked the field goal and Ted Maxwell stepped out of bounds before converting the fourth down conversion attempt.

After Washburn took possession and went three-and-out, Ben Boswell bombed a 70-yard punt pushing UCM back to their own 12 yard line. Again UCM drove down to the Washburn red-zone and eventually to the 1-yard line, but the Ichabods stopped the Mules on a third and goal from the one and then a Spencer Webb field goal attempt from 17-yards hit the left upright.

Score by Quarters

Washburn	0	7	0	7	14	(2-1,1-0)
Central Missouri	0	7	0	3	10	(2-1,0-1)


Scoring Summary

2nd Quarter

09:17	WU	Hearn, Trent 2 yd run (Sabel, Connor kick)
05:07	UCM	Jacobsen, Matt 19 yd pass from Korrodi, Toby (Webb, Spencer kick)

4th Quarter

13:36	WU	Hearn, Trent 2 yd run (Sabel, Connor kick),
04:25	UCM	Webb, Spencer 44 yd field goal



remaining. After two incomplete passes to set up a fourth and 22 from their own 6-yard line, his final pass to Mike Spiegel was overthrown and Washburn took possession at the UCM 6, but Jordan Brill took three straight knees to wrap up the game and the win for the Ichabods.

Ra'Shawn Mosley, seeing his first action this season after suffering an ankle injury, rushed for 77 yards. Hearn finished with 46 raising his WU record total to 2,810 yards.

Brill was 10 of 18 passing for 111 yards and Sam Sissom had four receptions for 28 yards and Jake Lebahn had three catches for 66 yards. Boswell averaged 42.1 yards per punt including the 70-yard boot.

On defense, Washburn's Zach Watkins had 11 tackles including six solo stops and two tackles for loss to lead Washburn. Brandon Jackson, Eric Lawrence, Mitch Birt and Huenefeld all had sacks for Washburn.

Team Stats

	WU	UCM
FIRST DOWNS	13	19
RUSHES-YARDS (NET)	36-138	30-69
PASSING YDS (NET)	111	229
Passes Att-Comp-Int	18-10-0	35-23-0
TOTAL OFFENSE PLAYS-YARDS	54-249	65-298
Fumble Returns-Yards	0-0	0-0
Punt Returns-Yards	1-1	0-0
Kickoff Returns-Yards	2-35	3-69
Interception Returns-Yards	0-0	0-0
Punts (Number-Avg)	7-42.1	4-38.2
Fumbles-Lost	0-0	1-0
Penalties-Yards	5-45	4-44
Possession Time	25:36	34:24
Third-Down Conversions	4 of 13	6 of 14
Fourth-Down Conversions	0 of 0	0 of 2
Red-Zone Scores-Chances	2-3	1-3
Sacks By: Number-Yards	3-26	3-19

Washburn took over and had two more snaps in the third quarter as they had only five plays in the third quarter. Washburn's drive continued into the fourth quarter and they marched 80-yards in eight plays in 2:08 as the Ichabods converted two third down opportunities - both on pass receptions to Jake Lebahn to take a 14-7 lead.

After trading punts, UCM took a short field and converted a 44-yard field goal with 4:25 remaining in the game cutting the Washburn lead to 14-10.

Washburn went three and out and Boswell blasted a 51-yard punt to the UCM 18 which was downed by the Ichabods' special teams.

UCM's Korrodi was called for an intentional grounding on their first play as they took possession with two minutes

No. 25 Washburn 14 No. 19 Central Missouri 10

Sept. 16, 2006 • Warrensburg, Mo. • Walton Stadium • Attendance: 9,970

Washburn

Rushing	No	Gain	Loss	Net	TD	Lg	Avg
Mosley, Ra'Shawn	11	77	0	77	0	41	7.0
Hearn, Trent	13	46	0	46	2	8	3.5
Walker, Brandon	5	27	1	26	0	13	5.2
TEAM	3	0	3	-3	0	0	-1.0
Brill, Jordan	4	11	19	-8	0	11	-2.0
Totals...	36	161	23	138	2	41	3.8

Passing	Att	Cmp	Int	Yds	TD	Long	Sack
Brill, Jordan	18	10	0	111	0	31	3
Totals...	18	10	0	111	0	31	3

Receiving	No.	Yds	TD	Long
Sissom, Sam	4	28	0	16
Lebahn, Jake	3	66	0	31
Walker, Brandon	1	6	0	6
Powers, Drameagon	1	6	0	6
Mosley, Ra'Shawn	1	5	0	5
Totals...	10	111	0	31

Punting	No.	Yds	Avg	Long	In20	TB
Boswell, Ben	7	295	42.1	70	3	2
Totals...	7	295	42.1	70	3	2

All Returns	No	Yds	Lg	No	Yds	Lg	No	Yds	Lg
Sissom, Sam	1	1	1	0	0	0	0	0	0
Williams, Cary	0	0	0	1	9	9	0	0	0
Terrell, Fletcher	0	0	0	1	26	26	0	0	0
Totals...	1	1	1	2	35	26	0	0	0

Field Goals
none

Central Missouri

Rushing	No	Gain	Loss	Net	TD	Lg	Avg
Braden, Jeremy	15	55	1	54	0	13	3.6
Caldwell, Will	11	38	1	37	0	8	3.4
Korrodi, Toby	4	4	26	-22	0	4	-5.5
Totals...	30	97	28	69	0	13	2.3

Passing	Att	Cmp	Int	Yds	TD	Long	Sack
Korrodi, Toby	30	19	0	200	1	46	3
Spiegel, Mike	5	4	0	29	0	11	0
Totals...	35	23	0	229	1	46	3

Receiving	No.	Yds	TD	Long
Maxwell, Ted	7	51	0	11
Jacobsen, Matt	5	68	1	19
Spiegel, Mike	3	25	0	12
Sawyer, Rolando	2	23	0	13
Caldwell, Will	2	5	0	6
Faddis, Brooks	1	46	0	46
McCartney, Jason	1	12	0	12
Mason, Seth	1	1	0	1
Braden, Jeremy	1	-2	0	0
Totals...	23	229	1	46

Punting	No.	Yds	Avg	Long	In20	TB
Frankel, Matt	3	118	39.3	48	0	1
Korrodi, Toby	1	35	35.0	35	0	1
Totals...	4	153	38.2	48	0	2

All Returns	No	Yds	Lg	No	Yds	Lg	No	Yds	Lg
Foster, Spencer	0	0	0	1	8	8	0	0	0
Williams, Bruce	0	0	0	2	61	37	0	0	0
Totals...	0	0	0	3	69	37	0	0	0

Field Goals
Webb, Spencer 3rd 00:45 17 yds Missed
Webb, Spencer 4th 04:25 44 yds Good



Game 4 • No. 22 Washburn 37, Fort Hays State 7 • Sept. 23, 2006

HAYS, Kan. - The No. 22 ranked Washburn Ichabods moved to 2-0 in the MIAA and 3-1 overall with a 37-7 win over Fort Hays State. In the win, senior wide receiver Sam Sissom became Washburn's all-time career receptions leader with five and tied the MIAA record for touchdown receptions with his 38th. Washburn will play their first game at home since their opener on Sept. 2 this Saturday, Sept. 30 against Southwest Baptist at 1 p.m. inside Yager Stadium.

Placekicker Connor Sabel opened the scoring for the Ichabods with a 25-yard field goal at the 2:54 mark of the first quarter. After forcing a Tiger three-and-out, the Ichabods' Jordan Brill hooked up with Jake Lebahn for a 40-yard touchdown pass to put Washburn up 10-0.

On the Tigers' next possession, Washburn's Jarod Tetuan picked off a deflected pass setting up a five-play, 32 yard scoring drive capped by Brandon Walker's 14-yard run around the right side putting the Ichabods up 17-0.

The Tigers jumped on the board on a 1-yard run by Jordan Hickel finishing off a 61-yard



drive as neither team would score the rest of the way as Washburn led 17-7 at the break.

In the second half, Washburn added two more Brill touchdown passes. One on a 16-yard pass to Ben Ramsey with 5:56 remaining in the third quarter and the other to Sissom on an 11-yard strike tying Northwest Missouri's Jamaica Rector for the MIAA's all-game career touchdown reception record. Sandwiched between the two touchdown

passes was a 5-yard run by Ra'Shawn Mosley.

Mosley led the Ichabods with 63 yards on the ground on 13 carries while Brill finished 13 for 24 for 162 yards and three touchdowns. Sissom finished with five receptions for 63 yards.

Defensively, Zach Watkins and Trey Lewis each had eight tackles to lead the Ichabods.

The Ichabods held the Tigers to nine first downs and 163 yards in total offense and an average of 2.4 yards per play. The Washburn defense also held the Tigers to 1 of 17 on third down conversions.

No. 22 Washburn 37 Fort Hays State 7

Sept. 23, 2006 • Hays, Kan. • Lewis Field
Stadium • Attendance: 2,468

Washburn

Rushing	No	Gain	Loss	Net	TD	Lg	Avg
Mosley, Ra'Shawn	13	68	5	63	1	17	4.8
Hearn, Trent	10	23	0	23	0	7	2.3
Walker, Brandon	6	31	10	21	1	14	3.5
Wofford, Beau	1	4	0	4	0	4	4.0
Haug, Brad	1	4	0	4	0	4	4.0
Brackenbury, Damian	1	3	0	3	0	3	3.0
Brill, Jordan	2	5	4	1	0	5	0.5
Kavanaugh, Andy	0	5	0	5	0	0	0.0
Totals...	34	143	19	124	2	17	3.6

Passing	Att	Cmp	Int	Yds	TD	Long	Sack
Brill, Jordan	24	13	0	162	3	40	0
Wofford, Beau	2	0	0	0	0	0	0
Totals...	26	13	0	162	3	40	0

Receiving	No.	Yds	TD	Long
Sissom, Sam	5	63	1	27
Ramsey, Ben	4	34	1	16
Lebahn, Jake	2	55	1	40
Mosley, Ra'Shawn	1	6	0	6
Hearn, Trent	1	4	0	4
Totals...	13	162	3	40

Punting	No.	Yds	Avg	Long	In20	TB
Boswell, Ben	6	167	27.8	44	0	0
Totals...	6	167	27.8	44	0	0

All Returns	No	Yds	Lg	No	Yds	Lg	No	Yds	Lg
Sissom, Sam	6	33	14	0	0	0	0	0	0
Tetuan, Jarod	1	5	5	0	0	0	1	0	0
Martin, James	1	15	15	0	0	0	0	0	0
Terrell, Fletcher	0	0	0	1	32	32	1	0	0
Totals...	8	53	15	1	32	32	2	0	0

Field Goals

Sabel, Connor	1st	02:54	25 yds	Good
Sabel, Connor	3rd	10:09	36 yds	Missed

Fort Hays State

Rushing	No	Gain	Loss	Net	TD	Lg	Avg
Melton, Anthony	13	47	3	44	0	12	3.4
Hickel, Jordan	19	43	1	42	1	9	2.2
Elder, Tyler	1	25	0	25	0	25	25.0
Dallas, Drew	4	10	8	2	0	7	0.5
Black, Denzel	1	0	0	0	0	0	0.0
Jackson, Shane	3	0	16	-16	0	0	-5.3
Totals...	41	125	28	97	1	25	2.4

Passing	Att	Cmp	Int	Yds	TD	Long	Sack
Dallas, Drew	20	4	0	49	0	22	1
Jackson, Shane	6	2	2	17	0	9	2
Totals...	26	6	2	66	0	22	3

Receiving	No.	Yds	TD	Long
Young, Jeremy	2	11	0	8
Snyder, John	1	22	0	22
Morris, Deonte	1	16	0	16
Manwarren, Tyler	1	9	0	9
Hickel, Jordan	1	8	0	8
Totals...	6	66	0	22

Punting	No.	Yds	Avg	Long	In20	TB
TEAM	1	-5	-5.0	0	0	0
Elder, Tyler	9	266	29.6	38	1	0
Totals...	10	261	26.1	38	1	0

All Returns	No	Yds	Lg	No	Yds	Lg	No	Yds	Lg
Snyder, John	0	0	0	1	19	19	0	0	0
Zott, Trevor	2	27	17	0	0	0	0	0	0
Lovett, C.J.	0	0	0	2	32	18	0	0	0
Totals...	2	27	17	3	51	19	0	0	0

Field Goals

none

Score by Quarters

Washburn	10	7	13	7	37	(3-1,2-0)
Central Missouri	0	7	0	0	7	(0-4,0-2)

Scoring Summary

1st Quarter

02:54	WU	Sabel, Connor 25 yd field goal
01:09	WU	Lebahn, Jake 40 yd pass from Brill, Jordan (Sabel, Connor kick)

2nd Quarter

12:06	WU	Walker, Brandon 14 yd run (Sabel, Connor kick)
06:36	FHSU	Hickel, Jordan 1 yd run (Barr, Justin kick)

3rd Quarter

05:56	WU	Ramsey, Ben 16 yd pass from Brill, Jordan (Sabel, Connor kick)
02:55	WU	Mosley, Ra'Shawn 5 yd run (Tetuan, Jarod pass failed)

4th Quarter

12:21	WU	Sissom, Sam 11 yd pass from Brill, Jordan (Sabel, Connor kick)
-------	----	--

Team Stats

	WU	FHSU
FIRST DOWNS	16	9
RUSHES-YARDS (NET)	34-124	41-97
PASSING YDS (NET)	162	66
Passes Att-Cmp-Int	26-13-0	26-6-2
TOTAL OFFENSE PLAYS-YARDS	60-286	67-163
Fumble Returns-Yards	0-0	0-0
Punt Returns-Yards	8-53	2-27
Kickoff Returns-Yards	1-32	3-51
Interception Returns-Yards	2-0	0-0
Punts (Number-Avg)	6-27.8	10-26.1
Fumbles-Lost	3-0	1-0
Penalties-Yards	6-63	4-32
Possession Time	27:08	32:52
Third-Down Conversions	4 of 12	1 of 17
Fourth-Down Conversions	0 of 0	4 of 6
Red-Zone Scores-Chances	5-6	1-1
Sacks By: Number-Yards	3-17	0-0



Game 5 • No. 20 Washburn 56, Southwest Baptist 23• Sept. 30, 2006

TOPEKA - The No. 20 Washburn Ichabods shrugged off a feisty Southwest Baptist team scoring 42 unanswered points in a 56-23 win in front of 6,527 fans for Family Day in Yager Stadium. With the win, the Ichabods improved to 4-1 (3-0 MIAA) and the Bearcats fell to 0-5 (0-3 MIAA).


The Ichabods jumped on the scoreboard early after taking the opening drive 49 yards in seven plays with Brandon Walker scoring from 1-yard out putting Washburn up. On the ensuing possession, the Bearcats scored on a 29-yard field goal after driving all the way to the Ichabod 12 yard line.

On the Ichabods' next possession, Jordan Brill hooked up with Sam Sissom for a 40-yard touchdown pass. The TD reception was Sissom's 39th of his Washburn career snapping the MIAA's record for touchdown receptions in a career passing the Dallas Cowboys' Jamaica Rector (Northwest Missouri) who recorded 38.

SBU's Robert Woodson cut the lead to 14-10 after he caught a 49-yard pass from John McCoy at the 1:41 mark of the first quarter. After one quarter, the Washburn defense held SBU (0-5, 0-3 MIAA) to -2 yards rushing.

In the second quarter, Washburn rolled off two straight rushing touchdowns via Ra'Shawn Mosley's 11-yard carry at the 7:29 mark and Trent Hearn's 3-yard dive with 4:33 remaining in the second quarter as the Ichabods took a 28-17 lead into the break.

To begin the second quarter, Washburn's Aaron Neal



picked off a Robert Clardy pass and returned it 74-yards for a touchdown putting the Ichabods up 35-17. On SBU's next possession, Washburn's Zach Watkins recovered a fumble and two plays later Mosley scampered 40-yards for a score putting the Ichabods up 42-17.

On SBU's next possession, the Ichabod defense came up with another stop as Fletcher Terrell picked off McCoy setting up Trent Hearn's 13-yard touchdown run increasing the Ichabods' lead to 49-17.

Walker opened the scoring in the fourth quarter on a 1-yard run at the 13:51 mark of the fourth quarter. SBU added a touchdown with 3:13 remaining, but the extra point was blocked by Roy Sims.

The teams combined for 1,039 yards in total offense with the Ichabods recording 644 - going over the 600-yard mark for the first time since they had 612 against Missouri-Rolla on Nov. 11, 2002. The Washburn defense held SBU to 88 yards in rushing on 28 carries. Mosley finished with 193 yards on 15 carries and two scores while Walker had 10 yards on 20 carries with two scores. Hearn also had two touchdowns scores as well.

Brill was 10 of 16 for 246 yards for the Ichabods. Sissom finished with three catches for 71 yards.

On defense, Neal led the team with six tackles (five solo) with a tackle for loss, a forced fumble and a sack as well as the interception returned for a touchdown.

No. 20 Washburn 56 Southwest Baptist 23

Sept. 30, 2006 • Topeka, Kan. • Yager Stadium • Attendance: 6,527

Washburn									
Rushing	No	Gain	Loss	Net	TD	Lg	Avg		
Mosley,Ra'Shawn	15	193	0	193	2	40	12.9		
Walker,Brandon	20	106	1	105	2	12	5.2		
Hearn,Trent	6	51	0	51	2	19	8.5		
Haug,Brad	3	19	0	19	0	9	6.3		
Mangino,Tommy	1	0	3	-3	0	0	-3.0		
Brill,Jordan	1	0	8	-8	0	0	-8.0		
Totals...	46	369	12	357	6	40	7.8		

Passing	Att	Cmp	Int	Yds	TD	Long	Sack
Brill,Jordan	16	10	1	246	1	53	1
Mangino,Tommy	2	1	0	41	0	41	0
Wofford,Beau	1	0	0	0	0	0	0
TEAM	1	0	0	0	0	0	0
Totals...	20	11	1	287	1	53	1

Receiving	No.	Yds	TD	Long
Sissom,Sam	3	71	1	40
Martin,James	2	61	0	53
Powers,Drameagon	2	33	0	26
Gardiner,Aaron	2	29	0	19
Ramsey,Ben	1	52	0	52
Brown,Matt	1	41	0	41
Totals...	11	287	1	53

Punting	No.	Yds	Avg	Long	In20	TB
Boswell,Ben	3	114	38.0	47	2	0
Totals...	3	114	38.0	47	2	0

Punts									
Kickoffs									
Intercepts									
All Returns	No	Yds	Lg	No	Yds	Lg	No	Yds	Lg
Sissom,Sam	2	10	10	0	0	0	0	0	0
Burgess,Marquetis	0	0	0	1	16	16	0	0	0
Neal,Aaron	0	0	0	0	0	0	1	74	74
Gaswick,Nathan	0	0	0	0	0	0	1	0	0
Terrell,Fletcher	0	0	0	4	125	47	1	0	0
Totals...	2	10	10	5	141	47	3	74	74

Field Goals				
Sabel,Connor	4th	06:03	48 yds	Missed

Southwest Baptist

Rushing	No	Gain	Loss	Net	TD	Lg	Avg
Clardy,Robert	10	63	22	41	1	38	4.1
Foster,Derrick	3	31	0	31	0	19	10.3
McCoy,John	3	15	2	13	0	7	4.3
Nicholson,Moine	7	16	6	10	0	9	1.4
Mays,Desmond	3	7	5	2	0	4	0.7
Smart,Nick	1	0	1	-1	0	0	-1.0
Packer,Jeremy	1	0	8	-8	0	0	-8.0
Totals...	28	132	44	88	1	38	3.1

Passing	Att	Cmp	Int	Yds	TD	Long	Sack
McCoy,John	20	10	2	180	1	49	0
Clardy,Robert	20	12	1	127	1	35	4
Totals...	40	22	3	307	2	49	4

Receiving	No.	Yds	TD	Long
Smart,Nick	9	111	1	35
Packer,Jeremy	3	30	0	10
Nicholson,Moine	2	44	0	23
Pride,Durrell	2	37	0	28
Mays,Desmond	2	9	0	8
Woodson,Robert	1	49	1	49
Thompson,Gary	1	22	0	22
Tucker,Jamar	1	4	0	4
Foster,Derrick	1	1	0	1
Totals...	22	307	2	49

Punting	No.	Yds	Avg	Long	In20	TB
Bowers,Tim	7	245	35.0	48	2	0
Totals...	7	245	35.0	48	2	0

Punts									
Kickoffs									
Intercepts									
All Returns	No	Yds	Lg	No	Yds	Lg	No	Yds	Lg
Packer,Jeremy	2	-4	2	0	0	0	0	0	0
Pride,Durrell	0	0	0	1	22	22	0	0	0
Foster,Derrick	0	0	0	4	82	33	0	0	0
Jones,Terry	0	0	0	1	20	20	0	0	0
Shelton,Lester	0	0	0	0	0	0	1	22	22
Totals...	2	-4	2	6	124	33	1	22	22

Field Goals				
Smith,Ryan	1st	08:55	29 yds	Good

Score by Quarters

Southwest Baptist	10	7	0	6	23	(0-5,0-3)
Washburn	14	14	21	7	56	(4-1,3-0)

Scoring Summary

1st Quarter

12:22	WU	Walker,Brandon	1 yd run	(Sabel,Connor kick)
08:55	SBU	Smith,Ryan	29 yd field goal	
07:30	WU	Sissom,Sam	40 yd pass from Brill,Jordan	(Sabel,Connor kick)
01:41	SBU	Woodson,Robert	49 yd pass from McCoy,John	(Smith,Ryan kick)

2nd Quarter

09:52	SBU	Smart,Nick	6 yd pass from Clardy,Robert	(Smith,Ryan kick)
07:29	WU	Mosley,Ra'Shawn	11 yd run	(Sabel,Connor kick)
04:33	WU	Hearn,Trent	3 yd run	(Sabel,Connor kick)

3rd Quarter

11:55	WU	Neal,Aaron	74 yd interception return	(Sabel,Connor kick)
09:42	WU	Mosley,Ra'Shawn	40 yd run	(Sabel,Connor kick)
07:54	WU	Hearn,Trent	13 yd run	(Sabel,Connor kick)

4th Quarter

13:51	WU	Walker,Brandon	1 yd run	(Sabel,Connor kick)
03:13	SBU	Clardy,Robert	14 yd run	(Smith,Ryan kick blocked)

Team Stats

	SBU	WU
FIRST DOWNS	17	24
RUSHES-YARDS (NET)	28-88	46-357
PASSING YDS (NET)	307	287
Passes Att-Cmp-Int	40-22-3	20-11-1
TOTAL OFFENSE PLAYS-YARDS	68-395	66-644
Fumble Returns-Yards	0-0	0-0
Punt Returns-Yards	2--4	2-10
Kickoff Returns-Yards	6-124	5-141
Interception Returns-Yards	1-22	3-74
Punts (Number-Avg)	7-35.0	3-38.0
Fumbles-Lost	2-1	2-2
Penalties-Yards	6-50	12-78
Possession Time	29:50	30:10
Third-Down Conversions	4 of 14	4 of 9
Fourth-Down Conversions	1 of 2	0 of 1
Red-Zone Scores-Chances	3-3	5-7
Sacks By: Number-Yards	1-8	4-22



Game 6 • No. 11 Pittsburg State 29, No. 19 Washburn 14 • Oct. 7, 2006

PITTSBURG, Kan. - The No. 11 Pittsburg State Gorillas handed the No. 19 ranked Washburn Ichabods their first loss of the MIAA season in a 29-14 setback at Carnie Smith Stadium in Pittsburg. The loss was the Ichabods (4-2, 3-1 MIAA) 16th in a row in Pittsburg dating back to Oct. 29, 1977.

The Gorillas (5-1, 3-1 MIAA) took the first lead of the game on a Nathan Alleman 27-yard field goal, but on the next possession, Trent Hearn caught a 49-yard screen pass capping a 5-play 65-yard drive putting the Ichabods up 7-3.

Another PSU field goal by Alleman cut the lead to one a 7-6 with 2:35 to play in the first quarter.

PSU scored the only points of the second quarter on a 39-yard pass play from Geno Walters, who entered the game for the injured Mark Smith, to Bryan Pray putting the Gorillas up 12-7 entering the halftime break.

At halftime, the Ichabods held PSU's all-American running back Germaine Race to 42 yards, with 31 yards coming on one carry and 54 yards total rushing. However, the Ichabods

were whistled for 78 yards in penalties, while the Gorillas went the first half without one being called.


To open the second half, PSU took the opening kickoff and traveled 75 yards in 1:26 pushing the lead to 12 at 19-7 with 13:23 remaining in the third quarter.

Ra'Shawn Mosley dove in from 4-yards out with 2:22 remaining in the third quarter to cut PSU's lead to 19-14, but it is as close as the Ichabods would

get the rest of the way as the Gorillas added a touchdown and a field goal in the final 10:59 of the final quarter leading to the 29-14 win.

Mosley led the Ichabods on the ground with 97 yards rushing averaging 6.5 yards per carry. Treant Hearn had 23 yards on the ground, but recorded new career highs in receptions (5) and yards (78) accounting for 101 all-purpose yards.

Sam Sissom had four receptions for 55 yards raising his career total to 3,138 passing Michael Driteleins' Washburn total of 3,103 for first on the all-time receiving chart.



Score by Quarters

Washburn	7	0	7	0	14	(4-2,3-1)
Pittsburg State	6	6	7	10	29	(5-1,3-1)

Scoring Summary

1st Quarter

10:50	PSU	Alleman, Nathan 27 yd field goal
08:07	WU	Hearn, Trent 49 yd pass from Brill, Jordan (Sabel, Connor kick)
02:35	PSU	Alleman, Nathan 26 yd field goal

2nd Quarter

05:46	PSU	Pray, Bryan 39 yd pass from Walters, Geno (Waters, Geno pass failed)
-------	-----	--

3rd Quarter

13:23	PSU	Farabi, Caleb 17 yd pass from Waters, Geno (Alleman, Nathan kick)
02:22	WU	Mosley, Ra'Shawn 4 yd run (Sabel, Connor kick)

4th Quarter

10:59	PSU	Ryan, Derek 17 yd pass from Walters, Geno (Alleman, Nathan kick)
04:06	PSU	Alleman, Nathan 38 yd field goal

Team Stats

	WU	PSU
FIRST DOWNS	16	25
RUSHES-YARDS (NET)	30-121	44-296
PASSING YDS (NET)	190	248
Passes Att-Comp-Int	24-13-3	21-14-1
TOTAL OFFENSE PLAYS-YARDS	54-311	65-544
Fumble Returns-Yards	0-0	0-0
Punt Returns-Yards	0-0	2-15
Kickoff Returns-Yards	6-176	3-57
Interception Returns-Yards	1-0	3-49
Punts (Number-Avg)	6-38.0	2-24.0
Fumbles-Lost	2-0	0-0
Penalties-Yards	12-108	7-62
Possession Time	26:32	33:28
Third-Down Conversions	5 of 12	6 of 12
Fourth-Down Conversions	0 of 0	0 of 0
Red-Zone Scores-Chances	1-1	4-6
Sacks By: Number-Yards	1-5	3-10

No. 19 Washburn 14 No. 11 Pittsburg State 29

Oct. 7, 2006 • Pittsburg, Kan.

Carnie Smith Stadium • Attendance: 8,577

Washburn

Rushing	No	Gain	Loss	Net	TD	Lg	Avg
Mosley, Ra'Shawn	15	105	8	97	1	20	6.5
Hearn, Trent	8	23	0	23	0	6	2.9
Walker, Brandon	4	15	4	11	0	7	2.8
Brill, Jordan	3	0	10	-10	0	0	-3.3
Totals...	30	143	22	121	1	20	4.0

Passing	Att	Comp	Int	Yds	TD	Long	Sack
Brill, Jordan	23	13	3	190	1	49	3
Mosley, Ra'Shawn	1	0	0	0	0	0	0
Totals...	24	13	3	190	1	49	3

Receiving	No.	Yds	TD	Long
Hearn, Trent	5	78	1	49
Sissom, Sam	4	55	0	25
Gardiner, Aaron	2	40	0	32
Lebahn, Jake	1	11	0	11
Powers, Drameagon	1	6	0	6
Totals...	13	190	1	49

Punting	No.	Yds	Avg	Long	In20	TB
Boswell, Ben	6	228	38.0	47	4	0
Totals...	6	228	38.0	47	4	0

All Returns	No	Yds	Lg	No	Yds	Lg	No	Yds	Lg
Gardiner, Aaron	0	0	0	2	62	39	0	0	0
Williams, Cary	0	0	0	2	45	23	1	0	0
Terrell, Fletcher	0	0	0	2	69	55	0	0	0
Totals...	0	0	0	6	176	55	1	0	0

Field Goals
none

Pittsburg State

Rushing	No	Gain	Loss	Net	TD	Lg	Avg
Race, Germaine	25	158	5	153	0	31	6.1
Waters, Geno	8	61	6	55	0	41	6.9
Pray, Bryan	1	36	0	36	0	36	36.0
Nelson, Marques	1	26	0	26	0	26	26.0
Collums, Tyler	2	9	0	9	0	7	4.5
Farabi, Caleb	4	8	0	8	0	6	2.0
Bean, Justin	1	7	0	7	0	7	7.0
Smith, Mark	1	3	0	3	0	3	3.0
TEAM	1	0	1	-1	0	0	-1.0
Totals...	44	308	12	296	0	41	6.7

Passing	Att	Comp	Int	Yds	TD	Long	Sack
Waters, Geno	18	13	1	236	3	39	1
Smith, Mark	2	1	0	12	0	12	0
Farabi, Caleb	1	0	0	0	0	0	0
Totals...	21	14	1	248	3	39	1

Receiving	No.	Yds	TD	Long
Pray, Bryan	4	108	1	39
Farabi, Caleb	3	27	1	17
Nelson, Marques	2	45	0	32
Clawson, Eric	2	19	0	14
Kush, Harrison	1	17	0	17
Ryan, Derek	1	17	1	17
Curran, Pierce	1	15	0	15
Totals...	14	248	3	39

Punting	No.	Yds	Avg	Long	In20	TB
Stephenson, Grant	2	48	24.0	33	1	0
Totals...	2	48	24.0	33	1	0

All Returns	No	Yds	Lg	No	Yds	Lg	No	Yds	Lg
Pray, Bryan	0	0	0	2	39	22	0	0	0
Kush, Harrison	2	15	12	1	18	18	0	0	0
West, Nathan	0	0	0	0	0	0	1	15	15
Tisdale, Geoff	0	0	0	0	0	0	1	24	24
Dellasega, Nick	0	0	0	0	0	0	1	10	10
Totals...	2	15	12	3	57	22	3	49	24

Field Goals

Alleman, Nathan	1st	10:50	27 yds	Good
Alleman, Nathan	1st	02:35	26 yds	Good
Alleman, Nathan	2nd	08:43	31 yds	Missed
Alleman, Nathan	4th	04:06	38 yds	Good



Game 7 • No. 2 Northwest Missouri 31, Washburn 25 • Oct. 14, 2006

TOPEKA - Zach Watkins returned a fumble 72 yards late in the fourth quarter to pull the Ichabods within five points of No. 2 Northwest Missouri State but came up short after the Bearcats ran the clock out and handed Washburn a 31-26 loss Saturday afternoon in front of 6,103 at Yager Stadium. Washburn fell to 4-3 and 3-2 in the MIAA while NWMSU stayed perfect at 7-0 and 5-0.


Beau Wofford, starting in his first game in place of injured Jordan Brill, was 5-of-12 for 69 yards in just his third game. Ra'Shawn Mosley was the leading rusher with 94 yards and a touchdown in 10 carries while Trent Hearn ran for 33 yards and a pair of touchdowns. Aaron Gardiner had 57 receiving yards in three catches.

After the Ichabods went three and out in their opening drive, the Bearcats had a 10-play, 87 yard drive that ended when quarterback Josh Mathews hit Mike Peterson on a 14-yard touchdown pass.

Washburn answered that score right away with a 53-yard run from Mosley, his fifth touchdown of the year and longest rush. After a bad snap on the extra point attempt, holder Jarod Tetuan was tackled as he tried to get the ball in, making the score 7-6 NWMSU after a quarter.

The Bearcats scored two touchdowns to start the second quarter and then the Ichabods pulled to within 21-13 at halftime. Trent Hearn found a hole on the left side and darted in for a 28-yard touchdown, his seventh of the year.

Northwest Missouri State scored to open the sec-



ond half but then threw interceptions on its next two drives. Adam Ewy picked off the first one at the NWMSU 26-yard line that set up a one-yard touchdown run for Hearn. The Ichabods could have closed the gap to eight points, but Connor Sabel missed his first extra-point attempt in 82 tries, making the score 28-19 with 4:35 left in the third quarter.

Tetuan then picked off a Mathews pass on the next Bearcat possession but the Ichabods offense couldn't capitalize on the turnover.

In the fourth quarter the Bearcats hit a 40-yard field goal to take a 12-point lead. Later they had the ball with under two minutes to go looking like they could hold on for a victory. Bruce Ringwood sacked Mathews at the Washburn 28 yard-line, forcing a fumble that Watkins returned 72 yards for the score with 1:53 left in the game. Sabel's extra point was good but his onside kick attempt only went eight yards to his left before it bounced out of bounds.

The Bearcats got a first down on three rushes and then ran out the rest of the clock.

Ringwood and Aaron Neal led WU on defense with 12 tackles each. Ringwood had a pair of sacks while Ewy and Zach Watkins each had one.

The Bearcats had 25 first downs and allowed WU only eight. The Ichabods were able to stay in the game by taking advantage of two interceptions and a fumble.

No. 2 Northwest Missouri 31 Washburn 26

Oct. 14, 2006 • Topeka, Kan.

Yager Stadium • Attendance: 6,103

Washburn

Rushing	No	Gain	Loss	Net	TD	Lg	Avg
Mosley, Ra'Shawn	10	97	3	94	1	53	9.4
Hearn, Trent	12	40	7	33	2	28	2.8
Walker, Brandon	7	21	0	21	0	7	3.0
Totals...	29	158	10	148	3	53	5.1

Passing	Att	Comp	Int	Yds	TD	Long	Sack
Wofford, Beau	12	5	0	69	0	34	0
Walker, Brandon	2	0	1	0	0	0	0
Sissom, Sam	1	0	0	0	0	0	0
Totals...	15	5	1	69	0	34	0

Receiving	No.	Yds	TD	Long
Gardiner, Aaron	3	57	0	34
Sissom, Sam	2	12	0	16
Totals...	5	69	0	34

Punting	No.	Yds	Avg	Long	In20	TB
Boswell, Ben	5	195	39.0	52	2	0
TEAM	1	29	29.0	29	0	0
Totals...	6	224	37.3	52	2	0

	Punts			Kickoffs			Intercepts		
All Returns	No	Yds	Lg	No	Yds	Lg	No	Yds	Lg
Gardiner,Aaron	0	0	0	1	21	21	0	0	0
Sissom,Sam	1	27	27	0	0	0	0	0	0
Williams,Cary	0	0	0	3	78	29	0	0	0
Tetuan,Jarod	0	0	0	0	0	0	1	0	0
Ewy,Adam	0	0	0	0	0	0	1	4	4
Totals	1	27	27	4	99	29	2	4	4

Field Goals
none

Northwest Missouri

Rushing	No	Gain	Loss	Net	TD	Lg	Avg
Omon, Xavier	35	134	13	121	1	11	3.5
TEAM	2	0	4	-4	0	0	-2.0
Falkner, E.J.	2	5	19	-14	0	5	-7.0
Mathews, Josh	5	6	30	-24	0	5	-4.8
Totals...	44	145	66	79	1	11	1.8

Passing	Att	Comp	Int	Yds	TD	Long	Sack
Mathews, Josh	32	21	2	347	3	83	3
Totals...	32	21	2	347	3	83	3

Receiving	No.	Yds	TD	Long
Wright, Kendall	9	179	0	83
Peterson, Mike	4	65	2	24
Qaoud, Abe	3	49	1	27
Falkner, E.J.	2	35	0	18
Robinson, Raphael	2	18	0	10
Omon, Xavier	1	1	0	1
Totals...	21	347	3	83

Punting	No.	Yds	Avg	Long	In20	TB
Bradshaw, Jake	2	74	37.0	38	0	0
Totals...	2	74	37.0	38	0	0

All Returns	Punts			Kickoffs			Intercepts		
	No	Yds	Lg	No	Yds	Lg	No	Yds	Lg
Wright,Kendall	2	12	12	2	81	50	0	0	0
Falkner,E.J.	0	0	0	1	15	15	0	0	0
LeFlore,Chris	0	0	0	0	0	0	1	5	5
Gannan,Josh	0	0	0	1	19	19	0	0	0
Totals...	2	12	12	4	115	50	1	5	5

Field Goals
Frevort, Tommy 2nd 00:00 38 yds Missed
Frevort, Tommy 4th 11:40 40 yds Good

Score by Quarters

Northwest Missouri	7	14	7	3	-	31 (7-0, 5-0)
Washburn	6	7	6	7	-	26 (4-3, 3-2)

Scoring Summary

1st Quarter

08:03	NWMSU	Peterson, Mike 14 yd pass from Mathews, Josh (Frevort, Tommy kick)
04:46	WU	Mosley, Ra'Shawn 53 yd run (Tetuan, Jarod rush failed)

2nd

13:14	NWMSU	Omon, Xavier 1 yd run (Frevort, Tommy kick)
06:14	NWMSU	Qaoud, Abe 27 yd pass from Mathews, Josh (Frevort, Tommy kick)
03:46	WU	Hearn, Trent 28 yd run (Sabel, Connor kick)

3rd

09:37	NWMSU	Peterson, Mike 22 yd pass from Mathews, Josh (Frevort, Tommy kick)
04:35	WU	Hearn, Trent 1 yd run (Sabel, Connor kick failed)

4th

11:40	NWMSU	Frevort, Tommy 40 yd field goal, 7-17 3
01:53	WU	Watkins, Zach 72 yd fumble recovery (Sabel, Connor kick)

Team Stats

	NWMSU	WU
FIRST DOWNS	25	8
RUSHES-YARDS (NET)	44-79	29-148
PASSING YDS (NET)	347	69
Passes Att-Comp-Int	32-21-2	15-5-1
TOTAL OFFENSE PLAYS-YARDS	76-426	44-217
Fumble Returns-Yards	0-0	1-72
Punt Returns-Yards	2-12	1-27
Kickoff Returns-Yards	4-115	4-99
Interception Returns-Yards	1-5	2-4
Punts (Number-Avg)	2-37.0	6-37.3
Fumbles-Lost	2-1	0-0
Penalties-Yards	2-15	5-48
Possession Time	37:08	22:52
Third-Down Conversions	9 of 16	5 of 12
Fourth-Down Conversions	0 of 1	0 of 0
Red-Zone Scores-Chances	4-6	1-1
Sacks By: Number-Yards	0-0	3-30




Game 8 • Truman 21, Washburn 7 • Oct. 21, 2006

KIRKSVILLE, Mo. – The Ichabods turned the ball over on six of their seven second-half possessions, setting up two Truman touchdowns as Washburn lost 21-7 to the Bulldogs on a wet afternoon at Stokes Stadium Saturday. The Ichabods had their record evened at 4-4 overall and 3-3 in the MIAA as they lost their third straight while TSU went to 4-4 and 4-2.

The Ichabods kept the ball on the ground for most of the day with Trent Hearn, Ra'Shawn Mosley and Brandon Walker each rushing for over 50 yards. Mosley had the lone WU touchdown on a five-yard run in the first quarter. Quarterback Beau Wofford, who threw the ball just once in the first half, was 3-for-7 for 19 yards and an interception.

Truman scored first on a short rush from Mickey Masucci. WU had to punt on its next possession and then got the ball



back as Fletcher Terrell recovered a TSU fumble on the return. Starting on the Truman 12-yard line, Mosley carried the ball three straight times to get the score.

The Ichabods fumbled on the opening drive in the second half and TSU's Terry Chandler returned it 30 yards for a touchdown to break the 7-7 tie.

The Ichabods also fumbled their first drive in the fourth quarter that set up a three-play, 16-yards touchdown drive for the Bulldogs.

Both teams had trouble moving the ball throughout the game. Washburn had nine first downs while TSU had eight. The two teams combined for just 316 total yards of offense, including just 33 through the air.

Washburn 7 Truman 21

Oct. 21, 2006 • Kirksville, Mo.
Stokes Stadium • Attendance: 2,500

Washburn

Rushing	No	Gain	Loss	Net	TD	Lg	Avg
Hearn, Trent	16	56	4	52	0	11	3.2
Mosley, Ra'Shawn	17	59	12	47	1	9	2.8
Walker, Brandon	14	52	13	39	0	18	2.8
Cole, Brad	4	17	1	16	0	12	4.0
Wofford, Beau	2	2	0	2	0	2	1.0
TEAM	2	0	24	-24	0	0	-12.0
Totals...	55	186	54	132	1	18	2.4

Passing	Att	Cmp	Int	Yds	TD	Long	Sack
Wofford, Beau	7	3	1	19	0	14	0
Totals...	7	3	1	19	0	14	0

Receiving	No.	Yds	TD	Long
Gardner, Aaron	2	15	0	14
Hearn, Trent	1	4	0	4
Totals...	3	19	0	14

Punting	No.	Yds	Avg	Long	In20	TB
Boswell, Ben	6	219	36.5	53	2	0
Totals...	6	219	36.5	53	2	0

All Returns	No	Yds	Lg	No	Yds	Lg	No	Yds	Lg
Williams, Cary	0	0	0	1	19	19	0	0	0
Wilhoite, Michael	0	0	0	2	0	0	0	0	0
Tetuan, Jarod	1	9	9	0	0	0	0	0	0
Sissom, Sam	4	11	5	0	0	0	0	0	0
Terrell, Fletcher	0	0	0	1	30	30	0	0	0
Totals...	5	20	9	4	49	30	0	0	0

Field Goals
none

Truman

Rushing	No	Gain	Loss	Net	TD	Lg	Avg
Ticich, Matt	21	89	8	81	2	18	3.9
Bembry, Marvin	13	58	2	56	0	37	4.3
Kenney, Phil	8	24	2	22	0	9	2.8
TEAM	2	0	8	-8	0	0	-4.0
Totals...	44	171	20	151	2	37	3.4

Passing	Att	Cmp	Int	Yds	TD	Long	Sack
Ticich, Matt	4	1	0	14	0	14	0
Totals...	4	1	0	14	0	14	0

Receiving	No.	Yds	TD	Long
Kenney, Phil	1	14	0	14
Totals...	1	14	0	14

Punting	No.	Yds	Avg	Long	In20	TB
Masucci, Mickey	8	218	27.2	36	2	0
Totals...	8	218	27.2	36	2	0

All Returns	No	Yds	Lg	No	Yds	Lg	No	Yds	Lg
Rodriguez, Derek	1	-9	0	1	37	37	0	0	0
Sternberg, Eric	0	0	0	0	0	0	1	11	11
Totals...	1	-9	0	1	37	37	1	11	11

Field Goals
none

Score by Quarters

Washburn	7	0	0	0	7	(4-4,3-3)
Truman	7	0	7	7	21	(4-4,4-2)

Scoring Summary

1st Quarter

05:32	TSU	Ticich, Matt 1 yd run (Masucci, Mickey kick),
02:17	WU	Mosley, Ra'Shawn 5 yd run (Sabel, Connor kick)

3rd Quarter

13:10	TSU	Terry, Chandler 30 yd fumble recovery (Masucci, Mickey kick)
-------	-----	--

4th Quarter

11:20	TSU	Ticich, Matt 15 yd run (Masucci, Mickey kick)
-------	-----	---

Team Stats

	WU	TSU
FIRST DOWNS	9	8
RUSHES-YARDS (NET)	55-132	44-151
PASSING YDS (NET)	19	14
Passes Att-Cmp-Int	7-3-1	4-1-0
TOTAL OFFENSE PLAYS-YARDS	62-151	48-165
Fumble Returns-Yards	0-0	1-30
Punt Returns-Yards	5-20	1--9
Kickoff Returns-Yards	4-49	1-37
Interception Returns-Yards	0-0	1-11
Punts (Number-Avg)	6-36.5	8-27.2
Fumbles-Lost	5-5	1-1
Penalties-Yards	7-53	2-10
Possession Time	32:06	27:54
Third-Down Conversions	3 of 15	3 of 12
Fourth-Down Conversions	1 of 3	0 of 1
Red-Zone Scores-Chances	1-2	2-2
Sacks By: Number-Yards	0-0	0-0



Game 9 • Washburn 36, Emporia State 7 • Oct. 28, 2006

TOPEKA - The Washburn Ichabods snapped a three-game losing streak with a 37-6 win over arch-rival Emporia State on homecoming Saturday at Yager Stadium in the 103rd meeting between the two schools.

Emporia State (3-6, 2-5 MIAA) jumped on the board first as Lucas Sullivan caught a 14-yard pass from Ben Purkepile capping a 51-yard drive. On the extra point attempt, ESU was called for holding pushing the attempt back 10 yards and it was wide as ESU took the early 6-0 lead.


On the ensuing drive, Washburn (5-4, 4-3 MIAA) marched 60 yards in 13 plays covering 6:21 as Trent Hearn scored from 4-yards out and Connor Sabel added the extra point giving the Ichabods a 7-6 lead late in the first quarter. It was all the scoring the Ichabods would need as Washburn then added 30 straight points leading to the final margin of 29 points.

After both teams went nearly the entire second quarter without a score, Zach Watkins intercepted a Purkepile pass and returned it 19 yards for a score to put the Ichabods up 14-6 after the extra point.

The Hornets were held to a three-and-out on their next possession and the Ichabods drove from the ESU 41 to the ESU 6 and Sabel connected on a 23-yard yard field right before halftime pushing the Ichabods to a 17-6 lead at the break.

The Ichabods held the Hornets to 88 yards of total offense in the first half on 27 plays while the Ichabods gained 220 yards on 37 plays.

In the second half, Washburn's special teams came up big on the Hornets' first drive as Fletcher Terrell blocked an ESU punt and the Ichabods recovered it at the



ESU 17. Four plays later, Ra'Shawn Mosley crossed paydirt for the score and a 24-6 Washburn lead.

On ESU's ensuing drive, Terrell came up with an interception at the Washburn 34 setting up another Washburn score as the Ichabods drove 49 yards and 10 plays as staring linebacker Chris Brown scored from 1-yard out with 3:03 on the clock in the third quarter.

Washburn wrapped up the scoring with 17 seconds left in the game as Brandon Walker scampered 28 yards for the score and a 37-6 Washburn win.

Walker finished with 114 yards on the ground

on 21 carries to lead the Ichabods as Washburn gained 248 yards in rushing on 52 attempts. Mosley rushed for 62 and a score and Trent Hearn had 28 and a touchdown raising his career rushing total to 3,020 becoming the first Ichabod to rush for more than 3,000 in a career.

Beau Wofford, making his third start, was 11 for 19 for 170 yards with the majority of his yardage going to Aaron Gardiner who had four catches for 90 yards.

Defensively, the Ichabods were led by Jarod Tetuan who had eight tackles. Bruce Ringwood had seven tackles with three for loss and a fumble recovery.

Washburn held the Hornets to 168 total offensive yards, compared to 418 for the Ichabods. Washburn had a 36:05 to 23:55 advantage in time of possession including a 11:45 to 3:15 in the fourth quarter.

Emporia State 7 Washburn 37

Oct. 28, 2006 • Topeka, Kan.
Yager Stadium • Attendance: 6,093

Washburn

Rushing	No	Gain	Loss	Net	TD	Lg	Avg
Walker, Brandon	21	117	3	114	1	28	5.4
Mosley, Ra'Shawn	13	75	13	62	1	24	4.8
Hearn, Trent	7	29	1	28	1	9	4.0
Brown, Chris	6	25	0	25	1	12	4.2
Cole, Brad	2	19	0	19	0	10	9.5
Wofford, Beau	3	6	6	0	0	4	0.0
Totals...	52	271	23	248	4	28	4.8

Passing	Att	Cmp	Int	Yds	TD	Long	Sack
Wofford, Beau	19	11	2	170	0	43	1
TEAM	1	0	0	0	0	0	0
Sissom, Sam	1	0	0	0	0	0	0
Totals...	21	11	2	170	0	43	1

Receiving	No.	Yds	TD	Long
Gardiner, Aaron	4	90	0	43
Lebahn, Jake	4	38	0	15
Sissom, Sam	2	28	0	21
Powers, Drameagon	1	14	0	14
Totals...	11	170	0	43

Punting	No.	Yds	Avg	Long	In20	TB
Boswell, Ben	2	67	33.5	34	1	0
TEAM	1	16	16.0	16	0	0
Totals...	3	83	27.7	34	1	0

All Returns	No	Yds	Lg	No	Yds	Lg	No	Yds	Lg
Sissom, Sam	3	30	13	0	0	0	0	0	0
Williams, Cary	0	0	0	1	3	3	0	0	0
Watkins, Zach	0	0	0	0	0	0	1	19	19
Terrell, Fletcher	1	22	0	0	0	0	1	17	17
Totals...	4	52	13	1	3	3	2	36	19

Field Goals
none

Emporia State

Rushing	No	Gain	Loss	Net	TD	Lg	Avg
Ko, Seville	19	70	3	67	0	10	3.5
Whitworth, Justin	7	43	4	39	0	15	5.6
Hulings, Ryan	1	4	0	4	0	4	4.0
Wieser, Justin	2	3	2	1	0	3	0.5
Totals...	29	120	9	111	0	15	3.8

Passing	Att	Cmp	Int	Yds	TD	Long	Sack
Whitworth, Justin	15	2	1	11	0	8	1
Purkepile, Ben	10	6	1	46	1	14	0
Totals...	25	8	2	57	1	14	1

Receiving	No.	Yds	TD	Long
Sullivan, Lucas	3	15	1	14
Hulings, Ryan	1	12	0	12
Ko, Seville	1	8	0	8
Claibourn, Lance	1	8	0	8
Partridge, Sean	1	8	0	8
Biggs, Jarad	1	6	0	6
Totals...	8	57	1	14

Punting	No.	Yds	Avg	Long	In20	TB
Torres, Johnny	5	172	34.4	44	0	0
Hornets	1	0	0.0	0	0	0
Totals...	6	172	28.7	44	0	0

All Returns	No	Yds	Lg	No	Yds	Lg	No	Yds	Lg
Hulings, Ryan	1	13	13	3	75	38	0	0	0
Biggs, Jarad	0	0	0	2	25	15	0	0	0
Richter, Jake	0	0	0	0	0	0	2	8	6
Totals...	1	13	13	5	100	38	2	8	6

Field Goals
none

Score by Quarters

Emporia State	6	0	0	0	6	(3-6, 2-5)
Washburn	7	10	14	6	37	(5-4, 4-3)

Scoring Summary

1st Quarter

09:05	ESU	Sullivan, Lucas 14 yd pass from Purkepile, Ben (Edwards, Jeff kick failed)
02:40	WU	Hearn, Trent 4 yd run (Sabel, Connor kick)

2nd Quarter

02:28	WU	Watkins, Zach 19 yd interception return (Sabel, Connor kick)
00:03	WU	Sabel, Connor 23 yd field goal

3rd Quarter

09:47	WU	Mosley, Ra'Shawn 3 yd run (Sabel, Connor kick)
03:03	WU	Brown, Chris 1 yd run (Sabel, Connor kick),

4th Quarter

00:17	WU	Walker, Brandon 28 yd run (Sabel, Connor kick failed),
-------	----	--

Team Stats

	ESU	WU
FIRST DOWNS	13	18
RUSHES-YARDS (NET)	29-111	52-248
PASSING YDS (NET)	57	170
Passes Att-Comp-Int	25-8-2	21-11-2
TOTAL OFFENSE PLAYS-YARDS	54-168	73-418
Fumble Returns-Yards	0-0	0-0
Punt Returns-Yards	1-13	4-52
Kickoff Returns-Yards	5-100	1-3
Interception Returns-Yards	2-8	2-36
Punts (Number-Avg)	6-28.7	3-27.7
Fumbles-Lost	1-1	0-0
Penalties-Yards	2-17	8-60
Possession Time	23:55	36:05
Third-Down Conversions	5 of 12	7 of 17
Fourth-Down Conversions	0 of 1	4 of 5
Red-Zone Scores-Chances	1-1	4-6
Sacks By: Number-Yards	1-6	1-3