



2006 Washburn Ichabod Football

2005 MIAA Champions



Washburn (6-4, 5-3 MIAA)

VS

#11 Missouri Western (9-1, 7-1 MIAA)

Nov. 11, 2006 • Yager Stadium (7,200)

Topeka, Kan. • 1 p.m. CST



Fast Facts

Radio

WIBW AM 580 with Bruce Steinbrock (play-by-play), Mark Elliott (color) and Jamie Overocker (sideline)

Coaches

Craig Schurig is 31-25 in his fifth season at Washburn. He is 24-19 against the MIAA. He is 1-3 against Missouri Western. Missouri Western coach Jerry Partridge is in his 11th year as the head coach of the Griffons. He has a career record of 71-41.

Tickets

Tickets for Washburn home games are available by calling the Washburn ticket office at (785) 670-BODS (2637).

Sports Information Contacts

Washburn

Gene Cassell

Email: gene.cassell@washburn.edu

Phone: (785) 670-1791

Yager Stadium Press Box: (785) 670-1563

Internet Address: www.wusports.com

Missouri Western

Football Contact: Brett King

Email: king@missouriwestern.edu

Office Phone: (816) 271-4257

SID Fax: (816) 271-4544

Press Box Phone: (816) 271-4257

Internet Address: www.gogriffons.com

Overnight Address: 4525 Downs Drive

St. Joseph, Mo. 64507

Ichabods vs Griffons

The Game . . .

The Washburn Ichabods (6-4, 5-3 MIAA) will wrap up the regular season as they play host to the No. 11 ranked Missouri Western State University Griffons (8-1, 7-1 MIAA). It's also senior day as 16 Ichabods will be honored before the game. Washburn is coming off a 14-13 win over Missouri Southern and the Griffons topped Fort Hays State 24-10 last time out.

Ichabods on Radio . . .

The game will be broadcast live on WIBW AM 580 - the home of the Ichabods and Lady Blues. The game can also be heard on the internet at www.wusports.com by following the "Listen to the Game" links. Bruce Steinbrock will be the play-by-play voice of the Ichabods and former WU quarterback Mark Elliott will be the color analyst. Jamie Overocker will provide sideline reports.

The Coaches . . .

Washburn head football coach Craig Schurig was named head coach of the Ichabod football program Dec. 28, 2001. Schurig is 31-25 (.569) in his fifth season as the Ichabod head coach and he is 24-19 (.579) against the MIAA. He led the Ichabods their first MIAA title since joining the league and the first conference title since the Ichabods won the CSIC in 1983 this past season. He was the 2005 MIAA Coach of the Year after leading the Ichabods to their first NCAA Playoffs and MIAA Championship. (complete bio on page 2 of notes).

Missouri Western head coach Jerry Partridge is in his 11th year as the head coach of the Griffons. Partridge is 8-1 so far this season at Missouri Western including a 6-1 conference record. Partridge has a career record of 71-41.

Ichabods last time out . . .

The Ichabods last time out - Washburn 14, Missouri Southern 13:

(Nov. 4) JOPLIN, Mo. -- The Washburn Ichabods escaped a late charge by Missouri Southern to take a 14-13 victory from the Lions Saturday afternoon (Nov. 4) at Fred G. Hughes Stadium.

The Lions (4-6, 2-6 MIAA) scored 10 unanswered points in the second half to get within one of the Ichabods (6-4, 5-3 MIAA). Freshman WR Jonathon Terry caught a 25-yard pass from sophomore QB Adam Hinspeter with less than two minutes to go in the third quarter, and sophomore K Brian Malette kicked a 25-yard field goal with 4:10 to go in the game.

Malette had given MSSU a 3-0, first-quarter lead with a 45-yard field goal.

The Ichabods started the drive following Malette's second three-pointer on their own 1, and had to punt after only getting 2 yards in three plays, giving Southern possession at the WU 34 with 1:59 to go. A 26-yard pass from Hinspeter to junior WR Colin Bado on second-and-11 put the ball on the Ichabods' 9.

Two incomplete passes and a rush for no gain left Southern to try a field goal from 26 yards with 44 seconds left, but the snap was over the head of Bado -- the holder -- and WU took over to run out the clock.

Washburn had rallied from the early deficit by getting a 34-yard touchdown run



2006 Washburn Ichabod Football

2005 MIAA Champions

2006 MIAA Standings

MIAA Overall

 NWMSU (2)	8-0	10-0
 MWSU (11)	7-1	9-1
 PSU (16)	6-2	8-2
 WU	5-3	6-4
 TSU	5-3	5-5
 UCM	3-5	5-5
 MSSU	2-6	4-6
 ESU	2-6	3-7
 SBU	1-7	1-9
 FHSU	1-7	1-9

Previous Results

Nov. 4, 2006

- *SBU 28 @ TSU 45 Final
- *ESU 21 @ UCM 48 Final
- *FHSU 10 @ MWSU 24 Final
- *PSU 14 vs. NWMSU 41 Final, @ The Fall Classic at Arrowhead V, Kansas City, Mo.
- *WU 14 @ MSSU 13 Final

Upcoming Schedule

Saturday, November 11

- *MSSU @ ESU1 p.m.
- *MWSU @ WU1 p.m.
- *NWMSU @ SBU1:30 p.m.
- *UCM @ PSU2 p.m.
- *TSU @ FHSU2 p.m.

Saturday, November 18

NCAA Division II Playoffs – First Round

Saturday, November 25

NCAA Division II Playoffs –Second Round

Saturday, December 2

NCAA Division II Playoffs –Quarters
Mineral Water Bowl @ Excelsior Springs, Mo. 1 p.m.

Saturday, December 9

NCAA Division II Playoffs –Semis

Saturday, December 16

NCAA Division II Championship Game @ Florence, Ala.

from senior RB/LB Chris Brown with 1:16 left in the first quarter, then sophomore QB Brandon Walker scored from 5 yards with 12:24 left in the half for a 14-3 lead.

The Ichabods had 212 yards of offense in the first half, but were held to just 31 yards in the final two quarters (22 passing, 9 rushing).

Freshman QB Beau Wofford was 7-of-19 passing for 101 yards. Senior RB Trent Hearn rushed for 62 yards on 14 carries while Brown had 54 on seven attempts. Senior WR Sam Sissom had five catches for 53 yards -- leaving him four yards shy of passing Emporia State's Lester McCoy (1997-2000 -- 3,234) for fourth place on the MIAA career receiving list.

Hinspeter was 29-of-47 passing for 314 yards with a touchdown, two interceptions and four sacks. Bado became MSSU's career receptions leader, his 12 catches for 134 yards giving him 164 -- six more than Rod Smith (1988-93) had with the Lions.

Southern had just 36 net rushing yards for the game. Sophomore RB Ronnell Newman had 43 yards on four carries.

About the Opponent . . . last time out

No.16 Missouri Western, 24, Fort Hays State 10 - Nov. 4, 2006

ST. JOSEPH, Mo. -- Senior RB Jamison Burns had two first-quarter touchdowns to spark No. 13 Missouri Western to its school-record ninth win of the season, a 24-10 decision over Fort Hays State, Saturday afternoon (Nov. 4) at Spratt Stadium.

The Griffons (9-1, 7-1 MIAA) rushed for 204 yards as a team, with senior RB Jeremiah White leading the way with 17 carries for 105 yards. Burns scored on runs

Ichabod head coach Craig Schurig

Entering his fifth seasons as the Ichabods' head coach, Washburn head coach Craig Schurig has led the Washburn football program to a 31-25 (.569) overall record and a 24-19 (.579) record in the MIAA.

The Schurig-led Ichabods built on the momentum of the 2004 Mineral Water Bowl Championship to their first NCAA Playoff appearance as well as Washburn earning their first MIAA Championship in 2005. Schurig earned the MIAA's Coach of the Year for his efforts leading the Ichabods in 2005. The conference championship was the first by the Ichabods since the 1983 season. He was also named the AFCA's Region 3 Coach of the Year.

Washburn finished the 2005 season with a school-record nine wins and a 7-1 mark in conference play.

The 2004 season saw the Ichabods record their first winning season since 1999 and their first postseason win since 1986 with a 36-33 win over Northern State in the Mineral Water Bowl.

Schurig was named the Ichabod head coach on

Dec. 28, 2001 after coaching for nearly a decade in a winning program. Schurig has brought the knowledge of success, a winning attitude and a new intensity to the Ichabod football program.

In his four seasons at Washburn, the Ichabods have had three All-American selections, two MIAA Freshman of the Year and 41 players receive all-MIAA honors. He has been equally on task with players in the classroom with 54 Ichabods named to the MIAA Commissioner's Academic Honor Roll, including two Academic All-Americans.

Schurig, a Willingboro, N.J., native, was a four-year letterman as a defensive back at Colorado Mines and was selected team captain as a senior. He earned second-team all-Rocky Mountain Athletic Conference honors as a senior. He graduated in 1987 with a bachelor's degree in petroleum engineering.

Schurig earned a master's degree in physical education at Pittsburg State in 1996. Craig and his wife, Louisa, have a daughter, Samantha, and two sons, Mitchell and Michael.

Washburn in the AFCA National Poll under Coach Schurig

Number of times in the ranking	15	Times ranked No. 1	0
Number of times in the Top 10	3	Most weeks at No. 1	0
Highest ranking	5 (11/5/05)	Most consecutive weeks at No. 1	0
Highest final ranking	13 (2005)	Last No. 1 ranking	n/a
Most consecutive times in rankings	14	Last week ranked	RV
Most consecutive times in the top 10	3	Current streak of weeks ranked	14

Week-by-week in the national poll under head coach Craig Schurig

Year	Pre	1	2	3	4	5	6	7	8	9	10	11	12	Final
2002	--	--	--	--	--	--	--	--	--	--	--	--	--	--
2003	--	--	--	RV	--	--	--	--	--	--	--	--	--	--
2004	--	--	--	--	--	--	--	--	--	--	--	--	--	--
2005	--	RV	RV	RV	24	RV	RV	25	13	10	6	5	12	13
2006	17	16	T15	25	22	20	19	RV	RV	--	--	--	--	--



2006 Washburn Ichabod Football

2005 MIAA Champions

About the Griffons

General Information

Name: Missouri Western State University

Location: St. Joseph, Mo.

Founded: 1969

Enrollment: 4,532

Affiliation: NCAA II

Conference: MIAA

Nickname: Griffons

Colors: Black and gold

President: Dr. James Scanlon

Athletics Director: Mark Linder

Stadium: Spratt Memorial

Playing Surface: Grass

Coaching Staff



Head Coach:

Jerry Partridge

(Missouri Western, 1985)

Record at MWSU:

71-41 (9 years)

Overall Record:

same

Best time to reach

Partridge:

Mornings

Football Office Phone:

(816) 271-4499

Assistant Coaches:

Doug Smith (Offensive coordinator)

Matt Williamson (Defensive coordinator)

Jay Eilers (Offensive line)

Regi Trotter (Secondary)

of 47 and 29 yards to give MWSU a 14-0 lead, but finished with 65 yards on nine totes.

Senior QB Matt Landess was just 10-of-23 through the air for 119 and tossed two interceptions, including one in FHSU territory, but also found senior WR Jarrett Brooks for a 34-yard touchdown early in the fourth quarter to put Western up, 24-3.

Sophomore K Dustin Strickler also booted a 31-yard field goal for the Griffons.

The Tigers (1-9, 1-7 MIAA) were held to 230 total yards -- and just 87 on the ground. Junior QB Shane Jackson was 18-of-28 passing for 152 yards, but was sacked five times by the Griffons defense. He also was picked off three times, but did toss a 9-yard TD pass to junior WR Deonte Morris with 18 seconds left in the game after FHSU took possession on the Western 13 after sophomore P Jamie Hanson fumbled a punt snap.

Junior WR Cody Witte had six catches for 58 yards, while junior RB Anthony Melton had 44 yards on 12 rushing attempts.

Senior DB Brad Kester had six tackles (all solos) to lead the Western defense. Junior LB Zach Scruggs had seven stops (four solos) for FHSU.

Series Notes . . .

Today's meeting is the 35th meeting in the series between the Griffons and the Ichabods. The Griffons lead the all-time series 19-13 with two ties. Missouri Western has won seven of the last 10 and 10 of the last 15 meetings. The Ichabods' longest winning streak was from 1986 to 1990 when they won five straight - only to lose five straight to the Griffons starting in 1991. The Ichabod snapped a five-game losing streak to the Griffons in Topeka during the 2005 season on Homecoming. The Ichabods have not won in St. Joseph since Nov. 10, 1990 when the Ichabods won 21-10. The Ichabods have lost eight straight games in St. Joseph. In Topeka, the Ichabods lead the all-time series 9-7.

Last Meeting with Missouri Western . . .

(Nov. 5, 2005) - ST. JOSEPH, Mo. - The No. 5 Washburn Ichabods finished up the regular season in heartbreaking fashion as they fell 28-21 in overtime at Missouri Western. However, with Central Missouri's 83-21 win over Pittsburg State, the Ichabods will not share the MIAA title as the Ichabods finished the conference slate with a 7-1 record. It is the first conference title of any kind for the Washburn football program since the 1983 team won the CSIC championship.

Series history with Missouri Western

Griffons lead the all-time series 13-19-2

S16 1972	W	58-3	Topeka	N16 1991	L	23-35	St. Joseph
S15 1973	T	13-13	St. Joseph	N14 1992	L	17-41	Topeka
S21 1974	W	37-0	Topeka	O23 1993	L	10-41	St. Joseph
S20 1975	L	24-27	St. Joseph	O22 1994	L	28-60	Topeka
S18 1976	W	26-15	Topeka	S16 1995	L	6-17	St. Joseph
O22 1977	T	7-7	Topeka	S21 1996	W	21-7	Topeka
O21 1978	L	25-53	Topeka	O18 1997	L	12-13	St. Joseph
O27 1979	W	23-21	St. Joseph	O17 1998	W	35-27	Topeka
O25 1980	L	14-45	Topeka	S25 1999	L	10-35	St. Joseph
N7 1981	L	0-52	St. Joseph	S23 2000	L	13-23	Topeka
N6 1982	L	21-37	St. Joseph	O20 2001	L	6-27	St. Joseph
O29 1983	W	24-21	St. Joseph	O26 2002	L2OT	28-34	Topeka
O27 1984	L	21-37	Topeka	N8 2003	L	14-30	St. Joseph
N2 1985	L	10-13	St. Joseph	O30 2004	W	30-23	Topeka
N1 1986	W	21-14	Topeka	N5 2005	LOT	21-28	St. Joseph
O3 1987	W	31-6	St. Joseph				
O1 1988	W	17-10	Topeka				
N11 1989	W	28-21	Topeka				
N10 1990	W	21-10	St. Joseph				



2006 Washburn Ichabod Football

2005 MIAA Champions

Last Meeting with the Griffons

The Ichabods jumped out to an early 14-0 lead 3:15 into the game as Trent Hearn rushed for his 17th and 18th touchdowns of the season. The Griffons would cut the score to 14-7 and eventually tie the score midway through the second quarter.

The Ichabods committed five turnovers, including an interception in the overtime period and two other turnovers inside the Griffon 30 yard line.

Hearn rushed for 107 yards on 23 carries raising his season total to 1,142 yards, trailing Dino DeLisa on the single-season record book, who had 1,185 in 1983.

Jordan Brill became Washburn's single season record holder in passing yards lifting his total to 2,479 yards, passing Barry Griffith's mark of 2,338 in 1988.

On defense, the Ichabods were led by Mike Gonzalez and Adam Ewy who each had 14 tackles. Grant Gould had 11 including, eight solo tackles. Fletcher Terrell had eight tackles including an interception and three pass break ups giving him 58 for his career, setting a new NCAA Division II record for the most in a career. He passed Rob Keefe of Mercyhurst who had 56 for his career.

Washburn Football History ...

Washburn is 474-537-44 in its 116th year of college football.

A win for Washburn would ...

- lift the Ichabods to 475-537-44 in its football history.
- lift the Ichabods to 7-4 on the season and 6-3 in the MIAA.
- lift the Ichabods to 10-7 all-time in Topeka against the Griffons.
- lift the Ichabods' record to a perfect 5-0 on senior day under head coach Craig Schurig.

A loss for Washburn would ...

- drop the Ichabods to 474-538-44 in its football history.
- drop the Ichabods to 5-4 in the MIAA and 6-5 overall.

The Lions revisited ...

The win: lifted the Ichabods to 474-537-44 in its football history ... was the fourth straight over the Lions ... was the eighth win over the Lions in the last nine games ... lifted the Ichabods to 6-4 on the season and 5-3 in the MIAA ... secured the Ichabods

No. 5 Washburn 21 Missouri Western 28 OT

Nov. 5, 2005 • St. Joseph, Mo.
Spratt Stadium • Attendance: 3,987

Washburn									
Rushing	No	Gain	Loss	Net	TD	Lg	Avg		
Hearn, Trent	23	107	0	107	3	17	4.7		
Brown, Chris	5	30	0	30	0	17	6.0		
Walker, Brandon	7	25	3	22	0	7	3.1		
Bland, Rawshaw	2	3	0	3	0	3	1.5		
Brill, Jordan	6	9	25	-16	0	5	-2.7		
Totals...	43	174	28	146	3	17	3.4		
Passing	Att	Cmp	Int	Yds	TD	Long	Sack		
Brill, Jordan	22	10	3	149	0	28	3		
Walker, Brandon	0	0	0	0	0	0	1		
Totals...	22	10	3	149	0	28	4		

Receiving	No.	Yds	TD	Long		
Lehman, Cason	5	94	0	28		
Scott, Jeff	2	36	0	20		
Lebahn, Jake	2	9	0	5		
Odupitan, Mike	1	10	0	10		
Totals...	10	149	0	28		

Punting	No.	Yds	Avg	Long	In20	TB
Boswell, Ben	4	159	39.8	46	1	1
Totals...	4	159	39.8	46	1	1

Punts Kickoffs Intercepts									
All Returns	No	Yds	Lg	No	Yds	Lg	No	Yds	Lg
Lehman, Cason	1	10	10	0	0	0	0	0	0
Lebahn, Jake	1	24	0	0	0	0	0	0	0
Stuckey, Calvin	0	0	0	1	13	13	0	0	0
Gardiner, Aaron	0	0	0	1	12	12	0	0	0
Terrell, Fletcher	0	0	0	2	68	72	1	0	0
Totals...	2	34	10	4	93	72	1	0	0

Field Goals
None

Score by Quarters

Washburn	14	0	7	0	0	21
Missouri Western	7	7	7	0	7	28

Scoring Summary

1st Quarter

WU	13:45	Hearn, Trent 2 yd run
		Sabel, Connor kick
WU	11:45	Hearn, Trent 5 yd run
		Sabel, Connor kick
MWSU	05:58	Burton, Michael 5 yd run
		Walling, Robbie kick

2nd Quarter

MWSU	07:09	Burton, Michael 4 yd run
		Walling, Robbie kick

3rd Quarter

MWSU	10:46	Brooks, Jarrett 7 yd run
		Walling, Robbie kick
WU	02:49	Hearn, Trent 1 yd run
		Sabel, Connor kick

Overtime

MWSU	00:00	Brooks, Jarrett 9 yd pass from Burton, Michael
		Walling, Robbie kick

Missouri Western

Rushing	No	Gain	Loss	Net	TD	Lg	Avg
White, Jeremiah	36	175	2	173	0	20	4.8
Burton, Michael	9	28	11	17	2	10	1.9
Brooks, Jarrett	4	18	9	9	1	7	2.2
Theus, LaMont	1	4	0	4	0	4	4.0
Burns, Jamison	3	0	2	-2	0	0	-0.7
Totals...	53	225	24	201	3	20	3.8

Passing	Att	Cmp	Int	Yds	TD	Long	Sack
Burton, Michael	27	16	1	230	1	43	2
Totals...	27	16	1	230	1	43	2

Receiving	No.	Yds	TD	Long
Brooks, Jarrett	6	93	1	43
Robinson, Gijon	3	32	0	12
Hale, Brandon	2	41	0	37
Burns, Jamison	1	28	0	28
Harris, Joey	1	12	0	12
Griffin, Matt	1	10	0	10
Theus, LaMont	1	8	0	8
White, Jeremiah	1	6	0	6
Totals...	16	230	1	43

Punting	No.	Yds	Avg	Long	In20	TB
Team	1	0	0.0	0	0	0
White, Jay	2	71	35.5	42	0	0
Totals...	3	71	23.7	42	0	0

Punts Kickoffs Intercepts									
All Returns	No	Yds	Lg	No	Yds	Lg	No	Yds	Lg
Brooks, Jarrett	3	37	23	0	0	0	0	0	0
Stamps, Joseph	0	0	0	1	15	15	0	0	0
Day, Cedric	0	0	0	0	0	0	1	21	21
Carbin, Greg	0	0	0	0	0	0	2	0	0
Totals...	3	37	23	1	15	15	3	21	21

Field Goals

Walling, Robbie	4th	08:00	25 yds	Missed
-----------------	-----	-------	--------	--------

Team Stats

	WU	MWSU
FIRST DOWNS	16	21
Rushing	8	10
Passing	7	9
Penalty	1	2
NET YARDS RUSHING	146	201
Rushing Attempts	43	53
Average Per Rush	3.4	3.8
Yards Gained Rushing	174	225
Yards Lost Rushing	28	24
NET YARDS PASSING	149	230
Completions-Attempts-Int	10-22-3	16-27-1
Average Per Attempt	6.8	8.5
Average Per Completion	14.9	14.4
TOTAL OFFENSE YARDS	295	431
Total offense plays	65	80
Average Gain Per Play	4.5	5.4
Fumbles: Number-Lost	3-2	4-2
Penalties: Number-Yards	10-64	3-25
PUNTS-YARDS	4-159	3-71
Average Yards Per Punt	39.8	23.7
Net Yards Per Punt	25.5	12.3
KICKOFFS-YARDS	4-182	4-194
Average Yards Per Kickoff	45.5	48.5
Net Yards Per Kickoff	36.8	25.2
Punt returns: Number-Yards-TD	2-34-0	3-37-0
Average Per Return	17.0	12.3
Kickoff returns: Number-Yds-TD	4-93-0	1-15-0
Average Per Return	23.2	15.0
Interceptions: Number-Yds-TD	1-0-0	3-21-0
Fumble Returns: Number-Yds-TD	0-0-0	0-0-0
Miscellaneous Yards	0	0
Possession Time	24:34	35:26
Third-Down Conversions	6 of 11	9 of 17
Fourth-Down Conversions	0 of 0	0 of 2
Red-Zone Scores-Chances	3-4	4-7
Sacks By: Number-Yards	2-11	4-25

[illegible]



2006 Washburn Ichabod Football

2005 MIAA Champions

Sissom also became the the third Ichabod to gain 4,000 all-purpose yards reaching 4,016 yards total in the Missouri Southern game.

• Connor Sabel and the kicking charts

• Senior placekicker Connor Sabel has recorded 196 career points, which is fifth on the all-time scoring chart ... the school kick scoring record is 210 held by Chad Todd (1997-2000).

• Schurig and the Washburn coaching charts

Fifth-year head coach Craig Schurig moved into a tie for fifth on the school's all-time win chart with 31 tying Tony DeMeo (1994-2001) who recorded 31 in his eight seasons at Washburn ... sitting in fourth on the all-time chart is Ernest Bearg who coached two stints at Washburn in 1918 and 1919 and from 1929 to 1935 ...he recorded 46 wins with 33 losses and 4 ties.

Bods and Ends ...

- The Ichabods are outscoring their opponents 75 to 35 in the third quarter.
- The Ichabods are 27 of 38 in the redzone this season and 24 trips have been converted into touchdowns with three field goals. Ichabod opponents are 22 of 30 in the redzone and they have scored 15 touchdowns with seven field goals.
- Trent Hearn needs one carry to break Dino DeLisa's career rushing attempts mark of 665 ... he recored 14 against Missouri Southern to tie the record.
- Fletcher Terrell went over the 200 tackle mark for his career ... he added his Washburn record 20th interception against

Emporia State two weeks ago ... he also raised his NCAA Division II record for passes defended to 65.

Southwest Regional Rankings (11-7) ...

1. Northwest Missouri State (10-0)
2. Chadron State (10-0)
3. Missouri Western State (9-1)
4. Tarleton State (6-3)
5. Abilene Christian (8-1)
6. West Texas A&M (9-1)
7. Midwestern State (8-2)
8. Pittsburg State (8-2)
9. Fort Lewis (6-4)
10. Southwestern Oklahoma State (6-4)
11. Washburn (6-4)
12. Nebraska-Kearney (5-4)

Up next ...

The Ichabods will wait and see if they receive a Mineral Water Bowl bid depending on other games around the MIAA today.

2006 Players of the Game -- as selected by Ichabod Coaching Staff

Game	Off. Skill	Def. Skill	Special Teams	Off. Line	Def. Line	Work Team Off.	Work Team Def.	Big Hit
CSM	Aaron Gardiner, WR	Cary Williams, DB	Connor Sabel, PK Erin Beck, FS	Andy Kavanaugh, OT	Trey Lewis, DT	Jake Iverson, QB	Chris Durkin, LB	Nick Bull, OL Bruce Ringwood, LB
at WWU	Sam Sissom, WR	Jarod Tetuan, FS	Jake Lebahn, WR Zach Watkins, LB	Dan Schneider, OC	Eric Lawrence, DE	Bill Boyer, OL	Jake Forck, DB	Bruce Ringwood, LB
at UCM	Brandon Walker, WR	Zach Watkins, LB	Ben Boswell, P Zach Watkins, LB	Jeff Rickard, OL	Brandon Jackson, DE	Terrance Lowe, RB	Seth Homolka, LB	The D-Line
at FHSU	Jordan Brill, QB	Fletcher Terrell, DB	Jake Lebahn, WR Chris Brown, LB	Eric Eisenbarth, OL	Cody Huenefeld, DE	Cameron Knox, TE	Clayton Calder, LB	Michael Krajeck, LB
SBU	Ra'Shawn Mosley, RB	Aaron Neal, LB	Connor Sabel, PK Brad Cole, WR	Dan Schneider, OL	Eric Lawrence, DE	Jake Iverson, QB	Marcus Shanahan, FS	Aaron Neal, LB
at PSU	Trent Hearn, RB	Fletcher Terrell, DB	Ben Boswell, P Michael Krajeck, LB	Trent Stanley, OL	Trey Lewis, DT	Josh Moller, OL	Marcus Shanahan, FS	Trent Stanley, OL
at NWMSU	Beau Woford, QB Brandon Walker, QB	Bruce Ringwood, LB	Ben Boswell, P Cary Williams, DB	Eric Eisenbarth, OL	Mitch Birt, DE	Josh Torrez, RB	Ben Muir, LB	Bruce Ringwood, LB Adam Ewy, LB
at TSU	Ra'Shawn Mosley, RB	Jarod Tetuan, FS	Ben Boswell, P Fletcher Terrell, DB	Andy Kavanaugh, OT	Cody Huenefeld, DT	Ty Lewis, OL	Ray Trice, LB	Adam Ewy, LB
ESU	Jake Lebahn, WR	Jarod Tetuan, FS	Fletcher Terrell, DB Brad Cole, WR	Dan Schneider, OL	Bruce Ringwood, LB	Ian Visttine, OL	John Hattrup, LB	Henry Talley, LB James Martin, TE
at MSSU	Sam Sissom, WR	Zach Watkins, LB	Ben Boswell, P	Trent Stanley, OL	Trey Lewis, DT	Thadd Taylor, OL	Ben Muir, LB	Trent Hearn, RB Adam Ewy, LB



2006 Washburn Ichabod Football

2005 MIAA Champions



2006 Washburn Ichabod Football

2005 MIAA Champions

The last time it happened . . .

400 Passing Yards

12/4/04 vs Northern State - Tyler Schuerman (400 yards)

300 Passing Yards

9/9/06 vs Western Washington - Jordan Brill (330 yards)

40 Pass Attempts

10/26/02 vs Missouri Western - Dustin Hickel (42 attempts)

20 Pass Completions

9/17/05 vs Central Washington - Jordan Brill (21 completions)

10/8/05 vs Northwest Missouri - Jordan Brill (21 completions)

100-199 Receiving Yards

9/2/06 vs Colorado Mines - Aaron Gardiner (128 yards - 6 receptions)

200 or more Receiving Yards

9/9/06 vs Western Washington - Sam Sissom (214 yards - 7 receptions)

100-174 Rushing Yards

10/28/06 vs Emporia State - Brandon Walker (114 yards - 21 carries)

175 or more Rushing Yards

9/30/2006 vs Southwest Baptist - Ra'Shawn Mosley (193 - 15 carries)

Kickoff returned for a touchdown

10/1/2005 vs Pittsburg State - Fletcher Terrell (83 yards)

Punt returned for a touchdown

9/23/05 vs Southwest Baptist - Jake Lebahn 15-yard return (in end zone off Chris Brown blocked punt)

Punt returned for a touchdown (not on a blocked punt)

11/6/04 vs Missouri Southern - Sam Sissom (66 yards)

Interception returned for a touchdown

10/28/06 vs Emporia State - Zach Watkins (19 yards)

Fumble Recovery for a touchdown

10/14/06 vs Northwest Missouri - Zach Watkins (72-yard return)

9/25/04 vs Northwest Missouri - Mitch Birt (Recovery in endzone after sack)

500 Yards in Team Total Offense

10/29/2005 vs Missouri Southern - (583 total yards)

600 Yards in Team Total Offense

9/30/06 vs Southwest Baptist (644 total yards)

30 First Downs

12/4/04 vs Northern State - (543 total yards - 13 rushing, 15 passing, 2 penalty)

Overtime Game

11/5/05 vs Missouri Western - (loss 28-21 in one overtime)

Double Overtime Game

10/26/02 vs Missouri Western - (loss 34-28 in double overtime)

Last Time Shutout

11/7/98 vs Central Missouri - (loss 37-0 -- a streak of 90 games without one)

Last Time Washburn Recorded a shutout

9/18/04 vs Truman State- (win 62-0) -- a streak of 29 games

2006 AFCA Poll #11

Nov. 7, 2006	Rec.	Pts.	Prv.
1. Grand Valley St. (Mich.) (25)	10-0	695	1
2. Northwest Missouri St. (2)	10-0	670	2
3. North Alabama (1)	9-0	649	3
4. North Carolina Central	10-0	601	4
5. Shepherd (W.Va.)	9-0	566	5
6. Bloomsburg (Pa.)	9-1	559	6
7. Chadron St. (Neb.)	10-0	524	9
8. North Dakota	8-1	509	10
9. Newberry (S.C.)	10-0	473	11
10. West Texas A&M	9-1	438	12
11. Missouri Western St.	9-1	403	13
12. Tiffin (Ohio)	10-0	366	15
13. Valdosta St. (Ga.)	7-2	319	16
14. Delta St. (Miss.)	8-2	311	17
15. South Dakota	8-2	310	20
16. Pittsburg St. (Kan.)	8-2	280	8
17. Nebraska-Omaha	7-2	276	7
18. Abilene Christian (Texas)	8-1	255	19
19. Elizabeth City St. (N.C.)	9-1	194	21
20. Winona St. (Minn.)	8-2	155	22
21. Northwood (Mich.)	7-2	129	14
22. Midwestern St. (Texas)	8-2	128	23
23. California (Pa.)	8-2	70	NR
24. Bemidji St. (Minn.)	8-2	63	NR
25. Indiana (Pa.)	7-2	46	18

Others receiving votes: Carson-Newman (Tenn.), 34; Lane (Tenn.), 23; Arkansas Tech, 20; Bryant (R.I.), 8; Tarleton St. (Texas), 6; West Chester (Pa.), 6; Ferris St. (Mich.), 4; Wingate (N.C.), 4; C.W. Post (N.Y.), 3; Henderson St. (Ark.), 2; Albany St. (Ga.), 1.

D2Football.com Poll #11

	Last Week	Record
1 Grand Valley	1	(10-0)
2 Northwest Missouri	2	(10-0)
3 North Alabama	3	(9-0)
4 NC Central	4	(10-0)
5 Bloomsburg	5	(9-1)
6 Shepherd	6	(9-0)
7 North Dakota	8	(8-1)
8 Chadron State	10	(10-0)
9 Newberry	12	(10-0)
10 Missouri Western	11	(9-1)
11 West Texas A&M	13	(9-1)
12 South Dakota	15	(8-2)
13 Abilene Christian	16	(8-1)
14 Valdosta State	17	(7-2)
15 Nebraska-Omaha	7	(7-2)
16 Delta State	18	(8-2)
17 Pittsburg State	9	(8-2)
18 Tiffin	19	(10-0)
19 Elizabeth City	20	(9-1)
20 Northwood	14	(7-2)
21 California	23	(8-2)
22 Midwestern State	25	(8-2)
23 Tarleton State	NR	(6-3)
24 Winona State	NR	(8-2)
25 Bemidji State	NR	(8-2)

Week by Week in the National Polls

	P	1	2	3	4	5	6	7	8	9	10	11
AFCA	17	16	T15	25	22	20	19	RV	RV	-	-	-
D2FB.com	P	15	13	21	19	19	17	23	-	-	-	-



2006 Washburn Ichabod Football

2005 MIAA Champions

OFFENSE

Quarterback

15	Beau Wofford	6-5, 210, RS-Fr.
18	Brandon Walker	6-1, 205, So.

Running Back

6	Trent Hearn	6-1, 225, Sr.
3	Ra'Shawn Mosley	5-10, 200, Jr.

Fullback

5	Taurence Minikwu	6-0, 230, Sr.
38	Damian Brackenbury	5-10, 220, Jr.

Wide Receiver X

4	Aaron Gardiner	5-11, 195, Sr.
8	Brad Cole	6-2, 190, RS-Fr.

Wide Receiver Z

83	Sam Sissom	6-0, 195, Sr.
81	Jake Lebahn	6-4, 215, Jr.

Tight End Y

32	James Martin	6-2, 252, Jr.
88	Ben Ramsey	6-2, 244, Jr.

Left Tackle

65	Jeff Rickard	6-3, 296, So.
55	Nick Bull	6-2, 295, Sr.

Left Guard

64	Eric Eisenbarth	6-2, 285, Jr.
71	Trent Stanley	6-3, 287, Jr.

Center

54	Dan Schneider	6-0, 283, Sr.
57	Grant Hajek	6-2, 275, RS-Fr.

Right Guard

71	Trent Stanley	6-3, 287, Jr.
79	Brian Strand	6-4, 306, Jr.

Right Tackle

62	Andy Kavanaugh	6-3, 294, So.
70	Ted Hilger	6-7, 320, Jr.

DEFENSE

Defensive End

90	Eric Lawrence	6-2, 255, So.
94	Dustin Moyer	6-2, 252, So.

Defensive Tackle

76	Trey Lewis	6-3, 290, Sr.
96	Brandon Jackson	6-2, 275, RS-Fr.

Defensive Tackle

72	Cody Huenefeld	6-1, 267, Sr.
13	Roy Sims	6-6, 295, Sr.

Defensive End

80	Mitch Birt	6-2, 255, So.
77	Ben Bianchino	6-5, 255, RS-Fr.

Outside Linebacker

22	Aaron Neal	6-0, 220, Sr.
48	Nathan Gaswick	6-1, 180, RS-Fr.

Inside Linebacker

17	Bruce Ringwood	6-0, 227, Jr.
57	Aaron Hicks	6-0, 227, Jr.

Inside Linebacker

43	Zach Watkins	6-0, 220, RS-Fr.
37	Michael Krajicek	6-0, 220, RS-Fr.

Outside Linebacker

33	Adam Ewy	6-1, 201, Jr.
1	Chris Brown	5-10, 200, Sr.

Cornerback

2	Fletcher Terrell	6-1, 190, Sr.
24	Henry Talley	6-1, 204, Jr.

Cornerback

12	Cary Williams	6-2, 185, Jr.
19	Marquetis Burgess	5-11, 185, Sr.

Free Safety

23	Jarod Tetuan	5-11, 198, Jr.
20	Erin Beck	5-11, 195, Jr.

SPECIAL TEAMS

Punter

35	Ben Boswell	6-0, 179, Sr.
15	Beau Wofford	6-5, 210, RS-Fr.

PAT/FG

86	Connor Sabel	6-2, 180, Sr.
----	--------------	---------------

Kickoffs

86	Connor Sabel	6-2, 180, Sr.
----	--------------	---------------

Long Snapper

43	Zach Watkins	6-0, 220, RS-Fr.
----	--------------	------------------

Short Snapper

56	Aaron Hicks	6-0, 227, Jr.
----	-------------	---------------

Holder

23	Jarod Tetuan	5-11, 198, Jr.
----	--------------	----------------

Punt Return

83	Sam Sissom	6-0, 195, Sr.
23	Jarod Tetuan	5-11, 198, Jr.

Kickoff Return

3	Ra'Shawn Mosley	5-10, 200, Jr.
2	Fletcher Terrell	6-1, 190, Sr.



OFFENSE

Flanker

4	Joey Harris	6-2 200 JR
2	Anthony Anderson	6-2 195 SO

Tight End

88	Gijon Robinson	6-1 260 SR
90	William Babcock	6-5, 245, FR

Left Tackle

79	Jared Verslues	6-3 264 FR
78	Jacob Mallonee	6-4 300 FR

Left Guard

72	Todd Shelton	6-5 305 FR
62	Sid Nagel	6-4 290 JR

Center

50	Patrick St. Louis	6-3 285 JR
65	Nathan Martin	6-4 290 FR

Right Guard

70	Roger Allen	6-5 310 SO
79	Jared Verslues	6-3 264 FR

Right Tackle

65	Nathan Martin	6-4 290 FR
78	Jacob Mallonee	6-4 300 FR

Split End

6	Jarrett Brooks	6-0 180 SR
7	Andrew Mead	6-4 212 FR

Fullback

36	Matt Rickebaugh	6-1 214 JR
32	Cory Elmendorf	5-11 205 SO

Running Back

34	Jeremiah White	6-2 230 SR
27	Jamison Burns	5-9 195 SR

Quarterback

15	Matt Landess	6-3 200 SR
12	Michael Burton	6-1 255 SR

DEFENSE

Defensive End

11	Michael Cobbins	6-2 252 SR
66	Deondre Williams	6-0 208 FR

Defensive Tackle

49	Jonathan Miller	6-2 280 SR
97	Daniel Atkinson	6-0 250 FR

Defensive Tackle

17	Ahmad Spry	6-4 290 SR
60	Keith Fillion	6-2 307 JR

Defensive End

28	Leon Douglas	6-0 227 SR
94	Bradley Davidson	6-7 227 FR

Weakside Linebacker

35	Jacob Schoonover	6-0 220 JR
14	Chris Pulver	6-0 215 FR

Middle Linebacker

30	John Matthew Fisher	6-2 240 SR
43	Joseph Stamps	5-10 222 JR

Strongside Linebacker

29	Siraaj Muhammad	6-0 200 SR
42	Seth Hane	6-0 230 JR

Cornerback

8	Greg Carbin	6-0 180 SR
24	Jarrett Morris	5-9 180 SO

Free Safety

20	J.R. Graham	6-1 205 JR
31	Ryan Long	5-11 195 FR

Strong Safety

26	Chauncey Mayfield	5-11 170 JR
37	Sylvester Gibson	6-1 200 SO

Cornerback

21	Brad Kester	5-11 181 SR
23	Leonard Blythe	5-11 187 FR

SPECIAL TEAMS

Placekicker

96	Dustin Strickler	6-1 170 SO
1	Robbie Walling	6-1 190 SO

Punter

85	Jamie Hanson	6-0 220 SO
91	Daniel Eidson	6-2 172 FR

Holder

91	Daniel Eidson	6-2 172 FR
12	Michael Burton	6-1 255 SR

Kick Returner

6	Jarrett Brooks	6-0 180 SR
8	Greg Carbin	6-0 180 SR

Punt Returner

6	Jarrett Brooks	6-0 180 SR
8	Greg Carbin	6-0 180 SR

Long Snapper

55	Lance Neal	5-11 225 SO
50	Patrick St. Louis	6-3 285 JR





2006 Washburn Ichabod Football

2005 MIAA Champions

1	Chris Brown***	LB	5-10	200	Sr.	Kansas City, Mo./North Kansas City HS	54	Dan Schneider*	OL	6-0	283	Sr.	Topeka, Kan./Hayden HS/Butler County
2	Fletcher Terrell***	DB	6-1	190	Sr.	Minneapolis, Minn./St. Louis Park HS	55	Nick Bull***	OL	6-2	295	Sr.	Elkhorn, Neb./Elkhorn HS
3	Ra'Shawn Mosley**	RB	5-10	200	Jr.	San Antonio, Texas/Southwest HS	56	Aaron Hicks**	LB	6-0	227	Jr.	Olathe, Kan./Olathe North HS
4	Aaron Gardiner*	WR	5-11	195	Sr.	Kansas City, Mo./Upper Iowa/NKC HS	57	Grant Hajek	OL	6-2	275	RS-Fr.	Omaha, Neb./Millard North HS
5	Taurence Minikwu***	FB	6-0	230	Sr.	Miami, Fla./Hialeah-Miami HS	58	Jason Lybarger	LB	6-2	225	Fr.	Overland Park, Kan./Blue Valley West HS
6	Trent Hearn***	RB	6-1	225	Sr.	Lancaster, Texas/Lancaster HS	59	David Becker*	OL	6-2	293	So.	Omaha, Neb./Millard South HS
7	Drameagon Powers	WR	6-3	193	RS-Fr.	Elkhart, Texas/Elkhart HS	60	Joey Russell	OL	6-5	300	Jr.	Topeka, Kan./Highland CC/Hayden HS
8	Brad Cole	WR	6-2	190	RS-Fr.	Kansas City, Mo./Northern Iowa/NKC HS	61	David Boucher	LB	5-10	190	RS-Fr.	Smith Center, Kan./Smith Center HS
9	Tommy Mangino*	QB	5-11	185	Jr.	Lawrence, Kan./Lawrence HS	62	Andy Kavanaugh*	OL	6-3	294	So.	Lohrville, Iowa/Southern Cal HS
10	Jordan Brill**	QB	6-4	225	Jr.	Elkhorn, Neb./Elkhorn HS	63	Chris Durkin	LB	6-0	220	RS-Fr.	Eudora, Kan./Eudora HS
11	Jake Iverson	QB	6-4	210	Fr.	Lincoln, Neb./Lincoln Northstar HS	64	Eric Eisenbarth**	OL	6-2	285	Jr.	Holton, Kan./Holton HS
12	Cary Williams	DB	6-2	185	Jr.	Miami, Fla./Fordham University	65	Jeff Rickard**	OL	6-3	296	Jr.	Westminster, Colo./Standley Lake HS
13	Roy Sims*	DT	6-6	295	Sr.	San Benito, Calif./Gavilan College	67	Ty Lewis	OL	6-2	250	Fr.	Denver, Colo./Jefferson Academy
14	Steven Schuster*	DB	5-11	187	So.	Topeka, Kan./Hayden HS	68	Clayton Calder	LB	5-9	170	RS-Fr.	Olathe, Kan./Olathe South HS
15	Beau Wofford	QB	6-5	210	RS-Fr.	Independence, Mo./Truman HS	69	John Hattrup	LB	5-10	200	RS-Fr.	Wichita, Kan./Kapaun Mt. Carmel HS
16	Michael Wilhoite	FS	6-2	205	RS-Fr.	Topeka, Kan./Highland Park HS	70	Ted Hilger	OL	6-7	320	Jr.	Wichita, Kan./Coffeyville CC
17	Bruce Ringwood	LB	6-0	227	Jr.	Blue Springs, Mo./Kansas	71	Trent Stanley	OL	6-3	287	Jr.	Tecumseh, Kan./Coffeyville CC
18	Brandon Walker*	WR	6-1	205	So.	Garland, Texas/Lakeview HS	72	Cody Huenefeld***	DE	6-1	267	Sr.	Aurora, Neb./Aurora HS
19	Marquetis Burgess**	DB	5-11	185	Sr.	West Palm Beach, Fla./Palm Beach Lakes CHS	73	Bill Boyer	OL	6-4	320	Fr.	Lakewood, Colo./Green Mountain HS
20	Erin Beck**	FS	5-11	195	Jr.	Clafin, Kan./Clafin HS	74	David Demars	OL	6-4	275	Fr.	St. Marys, Kan./St. Marys HS
21	Trent Stepps	WR	5-10	190	Jr.	Fort Scott, Kan./Coffeyville CC	75	Ian Vistine	OL	6-6	295	Fr.	Blue Springs, Mo./Blue Springs HS
22	Aaron Neal***	LB	6-0	220	Sr.	Topeka, Kan./Butler County CC	76	Trey Lewis***	DT	6-3	290	Sr.	Topeka, Kan./Washburn Rural HS
23	Jarod Tetuan**	FS	5-11	198	Jr.	Topeka, Kan./Hayden HS	77	Ben Bianchino	DE	6-5	255	RS-Fr.	Overland Park, Kan./Blue Valley West HS
24	Henry Talley III**	LB	6-1	204	Jr.	Kansas City, Mo./Park Hill South HS	78	Josh Moller	OL	6-4	280	Fr.	Republic, Mo./Republic HS
26	Brody Schuler	WR	5-10	185	Fr.	Topeka, Kan./Hayden HS	79	Brian Strand	OL	6-4	306	Jr.	Venango, Neb./Nebraska Wesleyan
28	Josh Torrez	RB	6-0	195	Fr.	Topeka, Kan./Hayden HS	80	Mitch Birt*	DE	6-2	255	So.	Omaha, Neb./Millard North HS
29	Jake Forck*	DB	6-0	181	So.	Paola, Kan./Paola HS	81	Jake Lebahn**	WR	6-4	215	Jr.	Salina, Kan./Salina Central HS
30	Aaron Harvey	RB	5-10	180	Fr.	Kansas City, Mo./North Kansas City HS	82	Joe Hastings	WR	6-0	175	RS-Fr.	Wichita, Kan./Bishop Carroll HS
31	Terrence Lowe	RB	5-8	170	Fr.	Alamogordo, N.M./Alamogordo HS	83	Sam Sissom***	WR	6-0	195	Sr.	Kansas City, Mo./Winnemoka HS
32	James Martin***	TE	6-2	252	Jr.	Topeka, Kan./Hayden HS	85	Mark Scott*	TE	6-2	235	So.	Lenexa, Kan./Shawnee Mission West HS
33	Adam Ewy**	FS	6-1	201	Jr.	Maize, Kan./Maize HS/Cowley County	86	Conner Sabel***	PK	6-2	180	Sr.	Topeka, Kan./Hayden HS
35	Ben Boswell***	P	6-0	179	Sr.	Lenexa, Kan./Shawnee Mission West HS	87	Cameron Knox	TE	6-2	255	Fr.	Minneapolis, Kan./Minneapolis HS
36	Ray Trice	LB	6-1	188	Fr.	Kansas City, Mo./Park Hill South HS	88	Ben Ramsey	TE	6-2	244	Jr.	Scott City, Kan./Troy
37	Michael Krajicek	LB	6-0	220	RS-Fr.	Gretna, Neb./Gretna HS	89	Matt Brown	WR	5-11	181	Sr.	St. Louis, Mo./Seckman HS
38	Damian Brackenbury	FB	5-10	227	Jr.	Holton, Kan./Holton HS/Garden City CC	90	Eric Lawrence*	DE	6-2	255	So.	Belleglade, Fla./Glades Central Comm. HS
39	Bryce Trumpp	FB	5-10	190	RS-Fr.	Palco, Kan./Palco HS	91	Josh Larsen	DE	6-1	220	RS-Fr.	Gretna, Neb./Gretna HS
40	Ben Muir	LB	6-2	225	RS-Fr.	Belton, Mo./Belton HS	92	Justin Knutzen	TE	6-3	230	So.	Stilwell, Kan./Blue Valley HS
41	Taylor Bauer	LB	5-10	185	So.	Olathe, Kan./Olathe East HS	93	Chris Ketter	DE	6-3	220	Fr.	Lecompton, Kan./Lecompton HS
42	Luke Schuckman	LB	5-11	205	Fr.	Wichita, Kan./Bishop Carroll HS	94	Dustin Moyer*	DE	6-2	252	So.	Eudora, Kan./Eudora HS
43	Zach Watkins	LB	6-0	220	RS-Fr.	Independence, Mo./Truman HS	95	Terek Wisinger	DE	6-3	225	Fr.	Cheney, Kan./Cheney HS
44	Sam Tossie	LB	6-2	250	Jr.	Hutchinson, Kan./Hutchinson HS/Idaho	96	Brandon Jackson	DE	6-2	275	RS-Fr.	Kansas City, Mo./Liberty HS
46	Brad Haug	FB	5-10	207	RS-Fr.	Seneca, Kan./B&B Baileyville HS	97	Tim Banke	DT	6-5	275	Fr.	Omaha, Neb./Skutt Catholic HS
47	Ryan Hawthorne	FB	6-1	220	RS-Fr.	Minden, Neb./Minden HS	98	Zach Hemmerling***	DE	6-5	279	Sr.	Hutchinson, Kan./Hutchinson HS
48	Nathan Gaswick	LB	6-1	180	RS-Fr.	Imperial, Neb./Chase County HS	99	Brett Payne	DT	6-3	275	Fr.	Amarillo, Texas/Russell HS
49	Jeremy Assal**	FB	5-9	200	Jr.	Overland Park, Kan./Blue Valley NW HS							
50	Erik Thomas	OL	6-1	285	Jr.	Garden City, Kan./Garden City CC							
52	D.J. Frommoethelydo	DL	6-2	265	Jr.	San Ramon, Calif./Diablo Valley							
53	Thadd Taylor	OL	6-3	275	Fr.	Topeka, Kan./Seaman HS							



2006 Washburn Ichabod Football

2005 MIAA Champions

2006 Results (6-4, 5-3 MIAA)

Date	Opponent	Score	Time	Attend
Sep 03	Colorado Mines	W 41-21	2:35	6156
Sep 09	at Western Washington	L 13-16	2:34	1800
Sep 16	at No. 19 Central Missouri*	W 14-10	2:29	9970
Sep 23	at Fort Hays State*	W 37-7	2:42	2468
Sep 30	Southwest Baptist*	W 56-23	3:01	6527
Oct 07	at No. 11 Pittsburg State*	L 14-29	2:55	8577
Oct 14	No. 2 Northwest Missouri*	L 26-31	2:35	6103
Oct 21	at Truman State*	L 7-21	2:14	2500
Oct 28	Emporia State*	W 37-6	2:45	6093
Nov. 4	Missouri Southern*	W 14-13	2:48	3215

*MIAA Game

Team Statistics

	WU	OPP
SCORING	259	177
Points Per Game	25.9	17.7
FIRST DOWNS	151	171
Rushing	75	60
Passing	68	99
Penalty	8	12
RUSHING YARDAGE	1616	1069
Yards gained rushing	1860	1389
Yards lost rushing	244	320
Rushing Attempts	385	343
Average Per Rush	4.2	3.1
Average Per Game	161.6	106.9
TDs Rushing	22	7
PASSING YARDAGE	1748	2043
Att-Comp-Int	206-106-10	300-170-15
Average Per Pass	8.5	6.8
Average Per Catch	16.5	12.0
Average Per Game	174.8	204.3
TDs Passing	11	13
TOTAL OFFENSE	3364	3112
Total Plays	591	643
Average Per Play	5.7	4.8
Average Per Game	336.4	311.2
KICK RETURNS: #-YARDS	31-675	35-786
PUNT RETURNS: #-YARDS	27-227	13-98
INT RETURNS: #-YARDS	15-128	10-92
KICK RETURN AVERAGE	21.8	22.5
PUNT RETURN AVERAGE	8.4	7.5
INT RETURN AVERAGE	8.5	9.2
FUMBLES-LOST	18-10	9-4
PENALTIES-YARDS	68-570	42-383
Average Per Game	57.0	38.3
PUNTS-YARDS	51-1799	55-1711
Average Per Punt	35.3	31.1
Net punt average	32.2	26.3
TIME OF POSSESSION/GAME	28:18	31:42
3RD-DOWN CONVERSIONS	47/128	50/140
3rd-Down Pct	37%	36%
4TH-DOWN CONVERSIONS	7/13	8/19
4th-Down Pct	54%	42%
SACKS BY-YARDS	25-178	15-97
MISC YARDS	0	0
TOUCHDOWNS SCORED	36	21
FIELD GOALS-ATTEMPTS	4-8	11-14
ON-SIDE KICKS	0-0	0-0
RED-ZONE SCORES	27-38 71%	22-30 73%
RED-ZONE TOUCHDOWNS	24-38 63%	15-30 50%
PAT-ATTEMPTS	31-33 94%	16-19 84%
ATTENDANCE	25485	28530
Games/Avg Per Game	4/6371	6/4755

SCORE BY QUARTERS

	1st	2nd	3rd	4th	OT	Total
Washburn	72	62	75	50	-	259
Opponents	42	55	35	45	-	177

Offensive Statistics

Rushing	GP	Att	Gain	Loss	Net	Avg	TD	Long	Avg/G
Mosley,Ra'Shawn	7	94	674	41	633	6.7	7	53	90.4
Hearn,Trent	10	130	519	34	485	3.7	8	33	48.5
Walker,Brandon	10	98	440	37	403	4.1	5	28	40.3
Brown,Chris	9	13	79	0	79	6.1	2	34	8.8
Cole,Brad	8	11	65	1	64	5.8	0	23	8.0
Haug,Brad	7	4	23	0	23	5.8	0	9	3.3
Gardiner,Aaron	9	1	12	0	12	12.0	0	12	1.3
Kavanaugh,Andy	9	0	5	0	5	0.0	0	0	0.6
Brackenburg,Damian	8	1	3	0	3	3.0	0	3	0.4
Minikwu,Taurence	10	1	2	0	2	2.0	0	2	0.2
Mangino,Tommy	2	1	0	3	-3	-3.0	0	0	-1.5
Wofford,Beau	6	9	12	20	-8	-0.9	0	4	-1.3
TEAM	7	5	0	27	-27	-5.4	0	0	-3.9
Brill,Jordan	6	17	26	81	-55	-3.2	0	11	-9.2
Total.....	10	385	1860	244	1616	4.2	22	53	161.6
Opponents.....	10	343	1389	320	1069	3.1	7	41	106.9

PASSING

	G	Effic	Att-Cmp-Int	Pct	Yds	TD	Lng	Avg/G
Brill,Jordan	6	158.05	79-137-6	57.7	1348	11	74	224.7
Wofford,Beau	6	83.59	26-60-3	43.3	359	0	43	59.8
Walker,Brandon	10	100.00	0-2-1	0.0	0	0	0	0.0
TEAM	7	0.00	0-2-0	0.0	0	0	0	0.0
Mangino,Tommy	2	222.20	1-2-0	50.0	41	0	41	20.5
Sissom,Sam	10	0.00	0-2-0	0.0	0	0	0	0.0
Mosley,Ra'Shawn	7	0.00	0-1-0	0.0	0	0	0	0.0
Total.....	10	130.65	106-206-10	51.5	1748	11	74	174.8
Opponents.....	10	118.17	170-300-15	56.7	2043	13	83	204.3

RECEIVING

	G	No.	Yds	Avg	TD	Long	Avg/G
Sissom,Sam	10	36	617	17.1	3	74	61.7
Gardiner,Aaron	9	25	496	19.8	2	49	55.1
Lebahn,Jake	10	15	245	16.3	2	40	24.5
Hearn,Trent	10	8	94	11.8	1	49	9.4
Ramsey,Ben	10	7	92	13.1	3	52	9.2
Powers,Drameagon	5	5	59	11.8	0	26	11.8
Minikwu,Taurence	10	3	14	4.7	0	6	1.4
Martin,James	9	2	61	30.5	0	53	6.8
Walker,Brandon	10	2	18	9.0	0	12	1.8
Mosley,Ra'Shawn	7	2	11	5.5	0	6	1.6
Brown,Matt	2	1	41	41.0	0	41	20.5
Total.....	10	106	1748	16.5	11	74	174.8
Opponents.....	10	170	2043	12.0	13	83	204.3

PUNT RETURNS

	No.	Yds	Avg	TD	Long
Sissom,Sam	21	170	8.1	0	36
Tetuan,Jarod	4	20	5.0	0	9
Terrell,Fletcher	1	22	22.0	0	0
Martin,James	1	15	15.0	0	15
Total.....	27	227	8.4	0	36
Opponents.....	13	98	7.5	0	21

INTERCEPTIONS

	No.	Yds	Avg	TD	Long
Williams,Cary	4	10	2.5	0	10
Terrell,Fletcher	3	17	5.7	0	17
Tetuan,Jarod	2	0	0.0	0	0
Krajicek,Michael	1	4	4.0	0	4
Gaswick,Nathan	1	0	0.0	0	0
Ewy,Adam	1	4	4.0	0	4
Talley,Henry	1	0	0.0	0	0
Neal,Aaron	1	74	74.0	1	74
Watkins,Zach	1	19	19.0	1	19
Total.....	15	128	8.5	2	74
Opponents.....	10	92	9.2	0	24



2006 Washburn Ichabod Football

2005 MIAA Champions

KICK RETURNS	No.	Yds	Avg	TD	Long
Terrell, Fletcher	13	352	27.1	0	55
Williams, Cary	10	202	20.2	0	29
Gardiner, Aaron	4	106	26.5	0	39
Wilhoite, Michael	2	0	0.0	0	0
Martin, James	1	-1	-1.0	0	0
Burgess, Marquetis	1	16	16.0	0	16
Total.....	31	675	21.8	0	55
Opponents.....	35	786	22.5	0	50

FUMBLE RETURNS	No.	Yds	Avg	TD	Long
Watkins, Zach	1	72	72.0	1	72
Total.....	1	72	72.0	1	72
Opponents.....	0	0	0.0	0	0

SCORING	TD	FGs	PAT Kick	PAT Rush	PAT Rcv	PAT Pass	Saf	PTS
Hearn, Trent	9	0-0	0-0	0-0	0	0-0	0	54
Sabel, Connor	0	4-8	31-33	0-0	0	0-0	0	43
Mosley, Ra'Shawn	7	0-0	0-0	0-0	0	0-0	0	42
Walker, Brandon	5	0-0	0-0	0-0	0	0-0	0	30
Ramsey, Ben	3	0-0	0-0	0-0	0	0-0	0	18
Sissom, Sam	3	0-0	0-0	0-0	0	0-0	0	18
Watkins, Zach	2	0-0	0-0	0-0	0	0-0	0	12
Brown, Chris	2	0-0	0-0	0-0	0	0-0	0	12
Gardiner, Aaron	2	0-0	0-0	0-0	0	0-0	0	12
Lebahn, Jake	2	0-0	0-0	0-0	0	0-0	0	12
Neal, Aaron	1	0-0	0-0	0-0	0	0-0	0	6
Tetuan, Jarod	0	0-0	0-0	0-1	0	0-2	0	0
Total.....	36	4-8	31-33	0-1	0	0-2	0	259
Opponents.....	21	11-14	16-19	0-0	1	1-2	0	177

ALL PURPOSE	G	Rush	Rec	PR	KOR	IR	Tot	Avg/G
Sissom, Sam	10	0	617	170	0	0	787	78.7
Mosley, Ra'Shawn	7	633	11	0	0	0	644	92.0
Gardiner, Aaron	9	12	496	0	106	0	614	68.2
Hearn, Trent	10	485	94	0	0	0	579	57.9
Walker, Brandon	10	403	18	0	0	0	421	42.1
Terrell, Fletcher	10	0	0	22	352	17	391	39.1
Lebahn, Jake	10	0	245	0	0	0	245	24.5
Williams, Cary	10	0	0	0	202	10	212	21.2
Ramsey, Ben	10	0	92	0	0	0	92	9.2
Brown, Chris	9	79	0	0	0	0	79	8.8
Martin, James	9	0	61	15	-1	0	75	8.3
Neal, Aaron	10	0	0	0	0	74	74	7.4
Cole, Brad	8	64	0	0	0	0	64	8.0
Powers, Drameagon	5	0	59	0	0	0	59	11.8
Brown, Matt	2	0	41	0	0	0	41	20.5
Haug, Brad	7	23	0	0	0	0	23	3.3
Tetuan, Jarod	10	0	0	20	0	0	20	2.0
Watkins, Zach	10	0	0	0	0	19	19	1.9
Minikwu, Taurence	10	2	14	0	0	0	16	1.6
Burgess, Marquetis	8	0	0	0	16	0	16	2.0
Kavanaugh, Andy	9	5	0	0	0	0	5	0.6
Krajicek, Michael	10	0	0	0	0	4	4	0.4
Ewy, Adam	10	0	0	0	0	4	4	0.4
Brackenbury, Damian	8	3	0	0	0	0	3	0.4
Mangino, Tommy	2	-3	0	0	0	0	-3	-1.5
Wofford, Beau	6	-8	0	0	0	0	-8	-1.3
TEAM	7	-27	0	0	0	0	-27	-3.9
Brill, Jordan	6	-55	0	0	0	0	-55	-9.2
Total.....	10	1616	1748	227	675	128	4394	439.4
Opponents.....	10	1069	2043	98	786	92	4088	408.8

PUNTING	No.	Yds	Avg	Long	TB	FC	I20	Blkd
Boswell, Ben	49	1754	35.8	70	3	13	18	0
TEAM	2	45	22.5	29	0	0	0	2
Total.....	51	1799	35.3	70	3	13	18	2
Opponents.....	55	1711	31.1	48	2	8	10	2

KICKOFFS	No.	Yds	Avg	TB	OB	Retn	Net	YdLn
Sabel, Connor	51	2869	56.3	11	2			
Total.....	51	2869	56.3	11	2	786	36.5	28
Opponents.....	41	2396	58.4	6	2	675	39.0	25

TOTAL OFFENSE	G	Plays	Rush	Pass	Total	Avg/G
Brill, Jordan	6	154	-55	1348	1293	215.5
Mosley, Ra'Shawn	7	95	633	0	633	90.4
Hearn, Trent	10	130	485	0	485	48.5
Walker, Brandon	10	100	403	0	403	40.3
Wofford, Beau	6	69	-8	359	351	58.5
Brown, Chris	9	13	79	0	79	8.8
Cole, Brad	8	11	64	0	64	8.0
Mangino, Tommy	2	3	-3	41	38	19.0
Haug, Brad	7	4	23	0	23	3.3
Gardiner, Aaron	9	1	12	0	12	1.3
Kavanaugh, Andy	9	0	5	0	5	0.6
Brackenbury, Damian	8	1	3	0	3	0.4
Minikwu, Taurence	10	1	2	0	2	0.2
TEAM	7	7	-27	0	-27	-3.9
Total.....	10	591	1616	1748	3364	336.4
Opponents.....	10	643	1069	2043	3112	311.2

FIELD GOALS	FGM-FGA	Pct	01-19	20-29	30-39	40-49	50+	Lng	Blk
Sabel, Connor	4-8	50.0	0-0	2-2	2-5	0-1	0-0	38	0

FG SEQUENCE	Washburn	OPPONENTS
Colorado Mines	(36),(38)	-
Western Washington	35	(24),(33),(40)
Central Missouri	-	17,(44)
Fort Hays State	(25),36	-
Southwest Baptist	48	(29)
Pittsburg State	-	(27),(26),31,(38)
Northwest Missouri	-	38,(40)
Truman	-	-
Emporia State	(23)	-
Missouri Southern	32	(45),(27)

Defensive Statistics

	GP	UT	AT	TT	TFL	Sacks	Int-Yds	PD	QBH	FR-Yds	FFBLK	Saf
Watkins, Zach	10	36	50	86	10-19	2-10	1-19	.	2	2-72	.	.
Tetuan, Jarod	10	37	27	64	1-1	.	2-0	3
Lewis, Trey	10	23	31	54	10-33	4-25	.	1	2	.	1	1
Neal, Aaron	10	29	24	53	10-39	4-29	1-74	1	.	.	1	.
Ringwood, Bruce	10	28	21	49	12-34	3-21	.	.	.	1-0	1	.
Krajicek, Michael	10	20	26	46	3-8	1-4	1-4	1
Terrell, Fletcher	10	24	11	35	1-8	.	3-17	4	.	1-0	1	.
Ewy, Adam	10	18	17	35	5-32	2-19	1-4	1	.	.	1	.
Williams, Cary	10	26	8	34	1-2	.	4-10	5
Lawrence, Eric	10	17	10	27	11-54	5-23	.	4	2	.	.	.
Birt, Mitch	9	11	12	23	4-13	1-10	.	1
Sims, Roy	10	8	14	22	7-8	1-3	1	.
Hicks, Aaron	9	7	13	20	1-0	.	.	1	.	.	1	.
Beck, Erin	9	9	11	20
Brown, Chris	9	7	11	18	3-5	2-2	.	5
Jackson, Brandon	9	5	8	13	4-8	2-5
Tossie, Sam	6	6	7	13	1-1
Huenefeld, Cody	2	10	12	7-17	1-10	.	.	.	1	.	.	.
Talley, Henry	9	5	4	9	1-0	.	1-0	1	1	.	.	.
Moyer, Dustin	10	5	3	8	4-10	2-9
Wilhoite, M	8	4	2	6
Cole, Brad	8	5	.	5
Burgess, M	8	3	2	5	.	.	.	1
Gaswick, N	5	2	2	4	.	.	1-0
Martin, James	9	2	2	4
Lebahn, Jake	10	3	1	4
Bianchino, Ben	2	2	4	2-8	1-8
Sissom, Sam	10	3	1	4
Haug, Brad	7	2	1	3
Forck, Jake	6	2	1	3	.	.	.	1
Wofford, Beau	6	1	.	1
Trumpf, Bryce	1	1	.	1
Sabel, Connor	10	1	.	1
Ramsey, Ben	10	1	.	1
TEAM	7	1	.
Total.....	10	358	333	691	98-300	25-178	15-128	30	8	4-72	5	4
Opponents.....	10	347	254	601	59-200	15-97	10-92	27	5	10-30	11	2



2006 Washburn Ichabod Football

2005 MIAA Champions

Game By Game Rushing

	No-Yds/TD	CSM	WWU	UCM	FHSU	SBU	PSU	NWMSU	TSU	ESU	MSSU	MWSU
Mosley,Ra'Shawn	94-633/7	DNP	DNP	11-77/0	13-63/1	15-193/2	15-97/1	10-94/1	17-47/1	13-62/1	DNP	
Hearn,Trent	130-485/8	22-99/0	22-68/1	13-46/2	10-23/0	6-51/2	8-23/0	12-33/2	16-52/0	7-28/1	14-62/0	
Walker,Brandon	98-403/5	7-19/0	4-7/0	5-26/0	6-21/1	20-105/2	4-11/0	7-21/0	14-39/0	21-114/1	10-40/1	
Brown,Chris	13-79/2	-	-	-	-	-	-	-	DNP	6-25/1	7-54/1	
Cole,Brad	11-64/0	5-29/0	DNP	-	-	-	DNP	-	4-16/0	2-19/0	-	
Haug,Brad	4-23/0	DNP	DNP	-	1-4/0	3-19/0	-	-	DNP	-	-	
Gardiner,Aaron	1-12/0	-	1-12/0	DNP	-	-	-	-	-	-	-	
Brackenbury,Dam	1-3/0	-	DNP	-	1-3/0	-	-	-	DNP	-	-	
Minikwu,Taurenc	1-2/0	1-2/0	-	-	-	-	-	-	-	-	-	
Mangino,Tommy	1--3/0	DNP	DNP	DNP	DNP	1--3/0	DNP	DNP	DNP	DNP	-	
Wofford,Beau	9--8/0	DNP	DNP	DNP	1-4/0	-	DNP	-	2-2/0	3-0/0	3--14/0	
TEAM	5--27/0	DNP	DNP	3--3/0	-	-	-	-	2--24/0	-	DNP	
Brill,Jordan	17--55/0	4--27/0	3--3/0	4--8/0	2-1/0	1--8/0	3--10/0	DNP	DNP	DNP	DNP	

Game By Game Receiving

	No-Yds/D	CSM	WWU	UCM	FHSU	SBU	PSU	NWMSU	TSU	ESU	MSSU	MWSU
Sissom,Sam	36-617/3	4-93/1	7-214/0	4-28/0	5-63/1	3-71/1	4-55/0	2-12/0	-	2-28/0	5-53/0	
Gardiner,Aaron	25-496/2	6-128/2	4-89/0	DNP	-	2-29/0	2-40/0	3-57/0	2-15/0	4-90/0	2-48/0	
Lebahn,Jake	15-245/2	3-55/1	2-20/0	3-66/0	2-55/1	-	1-11/0	-	-	4-38/0	-	
Hearn,Trent	8-94/1	1-8/0	-	-	1-4/0	-	5-78/1	-	1-4/0	-	-	
Ramsey,Ben	7-92/3	1-3/1	1-3/1	-	4-34/1	1-52/0	-	-	-	-	-	
Martin,James	2-61/0	-	-	-	-	2-61/0	-	-	DNP	-	-	
Powers,Drameago	5-59/0	DNP	DNP	1-6/0	-	2-33/0	1-6/0	DNP	DNP	1-14/0	DNP	
Brown,Matt	1-41/0	DNP	DNP	DNP	DNP	1-41/0	DNP	DNP	DNP	-	DNP	
Walker,Brandon	2-18/0	1-12/0	-	1-6/0	-	-	-	-	-	-	-	
Minikwu,Taurenc	3-14/0	2-10/0	1-4/0	-	-	-	-	-	-	-	-	
Mosley,Ra'Shawn	2-11/0	DNP	DNP	1-5/0	1-6/0	-	-	-	-	-	DNP	

Game By Game Passing

#10 Brill,Jordan	Att	Comp	Int	Pct	Yards	TD	Long	Sack	Yds	Effic
Colorado Mines	27	18	0	66.7	309	5	49	3	28	223.9
Western Washington	29	15	2	51.7	330	1	74	2	12	144.9
Central Missouri	18	10	0	55.6	111	0	31	3	19	107.4
Fort Hays State	24	13	0	54.2	162	3	40	0	0	152.1
Southwest Baptist	16	10	1	62.5	246	1	53	1	8	199.8
Pittsburg State	23	13	3	56.5	190	1	49	3	10	114.2
TOTALS	137	79	6	57.7	1348	11	74	12	77	158.1

#9 Mangino,Tommy	Att	Comp	Int	Pct	Yards	TD	Long	Sack	Yds	Effic
Southwest Baptist	2	1	0	50.0	41	0	41	0	0	222.2
TOTALS	2	1	0	50.0	41	0	41	0	0	222.2

#15 Wofford,Beau	Att	Comp	Int	Pct	Yards	TD	Long	Sack	Yds	Effic
Fort Hays State	2	0	0	0.0	0	0	0	0	0	0.0
Southwest Baptist	1	0	0	0.0	0	0	0	0	0	0.0
Northwest Missouri	12	5	0	41.7	69	0	34	0	0	90.0
Truman	7	3	1	42.9	19	0	14	0	0	37.1
Emporia State	19	11	2	57.9	170	0	43	1	6	112.0
Missouri Southern	19	7	0	36.8	101	0	30	2	14	81.5
TOTALS	60	26	3	43.3	359	0	43	3	20	83.6

#18 Walker,Brandon	Att	Comp	Int	Pct	Yards	TD	Long	Sack	Yds	Effic
Northwest Missouri	2	0	1	0.0	0	0	0	0	0	-100.0
TOTALS	2	0	1	0.0	0	0	0	0	0	-100.0

Game By Game Punt Returns

	No-Yds	CSM	WWU	UCM	FHSU	SBU	PSU	NWMSU	TSU	ESU	MSSU	MWSU
Sissom,Sam	21-170	1-36	1-6	1-1	6-33	2-10	-	1-27	4-11	3-30	2-16	
Terrell,Fletche	1-22	-	-	-	-	-	-	-	-	1-22	-	
Tetuan,Jarod	4-20	1-2	1-4	-	1-5	-	-	-	1-9	-	-	
Martin,James	1-15	-	-	-	1-15	-	-	-	DNP	-	-	

Game By Game Kickoff Returns

	No-Yds	CSM	WWU	UCM	FHSU	SBU	PSU	NWMSU	TSU	ESU	MSSU	MWSU
Terrell,Fletche	13-352	2-39	2-31	1-26	1-32	4-125	2-69	-	1-30	-	-	
Williams,Cary	10-202	1-24	-	1-9	-	-	2-45	3-78	1-19	1-3	1-24	
Gardiner,Aaron	4-106	-	-	DNP	-	-	2-62	1-21	-	-	1-23	
Burgess,Marquet	1-16	-	DNP	-	-	1-16	-	-	DNP	-	-	
Wilhoite,Michae	2-0	DNP	DNP	-	-	-	-	-	2-0	-	-	
Martin,James	1--1	1--1	-	-	-	-	-	-	DNP	-	-	



2006 Washburn Ichabod Football

2005 MIAA Champions

Game By Game Interception Returns

	No-Yds	CSM	WWU	UCM	FHSU	SBU	PSU	NWMSU	TSU	ESU	MSSU	MWSU
Williams,Cary	4-10	2-10	-	-	-	-	1-0	-	-	-	1-0	
Terrell,Fletche	3-17	-	-	-	1-0	1-0	-	-	-	1-17	-	
Tetuan,Jarod	2-0	-	-	-	1-0	-	-	1-0	-	-	-	
Ewy,Adam	1-4	-	-	-	-	-	-	1-4	-	-	-	
Watkins,Zach	1-19	-	-	-	-	-	-	-	-	1-19	-	
Talley,Henry	1-0	-	DNP	-	-	-	-	-	-	-	1-0	
Neal,Aaron	1-74	-	-	-	-	1-74	-	-	-	-	-	
Krajicek,Michae	1-4	1-4	-	-	-	-	-	-	-	-	-	
Gaswick,Nathan	1-0	DNP	DNP	DNP	-	1-0	DNP	-	-	DNP	-	

Game By Game Fumble Returns

	No-Yds	CSM	WWU	UCM	FHSU	SBU	PSU	NWMSU	TSU	ESU	MSSU	MWSU
Watkins,Zach	1-72	-	-	-	-	-	-	1-72	-	-	-	

Game By Game Sacks

	UA-A	TOT	CSM	WWU	UCM	FHSU	SBU	PSU	NWMSU	TSU	ESU	MSSU	MWSU
Lawrence,Eric	3-2	5	1-7	1-0	1-3	-	1-4	-	-	-	-	1-9	
Neal,Aaron	3-1	4	1-2	1-7	-	-	1-9	-	-	-	-	1-11	
Lewis,Trey	4-0	4	-	1-8	-	-	-	1-5	-	-	1-3	1-9	
Ringwood,Bruce	2-1	3	-	-	-	1-6	-	-	2-15	-	-	-	
Jackson,Brandon	0-2	2	-	DNP	1-3	1-2	-	-	-	-	-	-	
Watkins,Zach	1-1	2	-	1-5	-	-	-	-	1-5	-	-	-	
Moyer,Dustin	2-0	2	-	1-5	-	-	1-4	-	-	-	-	-	
Brown,Chris	1-1	2	-	-	-	1-1	1-1	-	-	DNP	-	-	
Ewy,Adam	2-0	2	-	-	-	-	-	-	1-10	-	-	1-9	
Krajicek,Michae	0-1	1	-	-	-	-	1-4	-	-	-	-	-	
Sims,Roy	0-1	1	1-3	-	-	-	-	-	-	-	-	-	
Huenefeld,Cody	1-0	1	-	DNP	1-10	-	-	-	-	-	-	-	
Bianchino,Ben	1-0	1	-	DNP	-	1-8	-	DNP	DNP	-	-	DNP	
Birt,Mitch	1-0	1	-	DNP	1-10	-	-	-	-	-	-	-	

Game By Game Tackles for Loss

	UA-A	TOT	CSM	WWU	UCM	FHSU	SBU	PSU	NWMSU	TSU	ESU	MSSU	MWSU
Ringwood,Bruce	9-3	12	-	-	-	1-6	1-0	-	5-18	1-2	3-5	1-3	
Lawrence,Eric	7-4	11	2-10	1-1	1-3	-	1-4	1-3	2-22	1-1	-	2-10	
Watkins,Zach	3-7	10	1-3	1-5	3-3	-	1-1	1-1	2-5	-	1-1	-	
Neal,Aaron	6-4	10	2-3	2-9	-	-	1-9	1-1	2-2	-	-	2-15	
Lewis,Trey	5-5	10	1-2	2-11	-	2-1	-	2-6	1-1	-	1-3	1-9	
Sims,Roy	1-6	7	1-3	-	1-1	1-1	1-1	2-0	1-2	-	-	-	
Huenefeld,Cody	1-6	7	1-2	DNP	1-10	1-1	-	-	1-1	1-2	1-1	1-0	
Ewy,Adam	5-0	5	-	2-8	-	-	1-5	-	1-10	-	-	1-9	
Birt,Mitch	1-3	4	-	DNP	1-10	1-1	-	-	1-1	1-1	-	-	
Jackson,Brandon	0-4	4	-	DNP	2-4	1-2	1-2	-	-	-	-	-	
Moyer,Dustin	3-1	4	-	1-5	-	1-0	1-4	-	-	1-1	-	-	
Brown,Chris	1-2	3	-	-	-	1-1	2-4	-	-	DNP	-	-	
Krajicek,Michae	1-2	3	-	-	-	-	1-4	1-0	-	1-4	-	-	
Bianchino,Ben	1-1	2	-	DNP	1-0	1-8	-	DNP	DNP	-	-	DNP	
Tetuan,Jarod	1-0	1	-	-	-	-	-	-	-	1-1	-	-	
Tossie,Sam	1-0	1	DNP	DNP	-	-	1-1	-	DNP	-	DNP	-	
Talley,Henry	0-1	1	-	DNP	-	-	1-0	-	-	-	-	-	
Terrell,Fletche	1-0	1	-	-	-	-	1-8	-	-	-	-	-	
Williams,Cary	1-0	1	-	1-2	-	-	-	-	-	-	-	-	
Hicks,Aaron	0-1	1	-	-	1-0	-	-	-	-	-	-	DNP	

Game By Game Tackles - Leaders

	UA-A	TOT	CSM	WWU	UCM	FHSU	SBU	PSU	NWMSU	TSU	ESU	MSSU	MWSU
Watkins,Zach	36-50	86	6-5	3-3	6-5	4-4	3-3	2-6	2-9	4-1	2-2	4-12	
Tetuan,Jarod	37-27	64	3-5	4-4	3-3	5-2	-	2-2	6-3	7-1	5-3	2-4	
Lewis,Trey	23-31	54	1-3	3-1	1-4	2-6	2-3	3-6	2-2	2-2	2-2	5-2	
Neal,Aaron	29-24	53	5-4	5-0	2-1	1-3	5-1	3-3	4-8	-	1-3	3-1	
Ringwood,Bruce	28-21	49	1-3	2-1	1-1	1-3	2-3	3-3	7-5	2-0	6-1	3-1	
Krajicek,Michae	20-26	46	1-3	1-5	3-3	2-2	2-2	0-6	4-0	3-1	2-0	2-4	
Ewy,Adam	18-17	35	0-3	3-1	2-1	1-0	2-0	0-3	2-1	2-3	2-2	4-3	
Terrell,Fletche	24-11	35	4-2	0-3	2-3	3-0	3-0	2-1	4-1	1-0	2-0	3-1	
Williams,Cary	26-8	34	1-0	3-3	3-1	1-0	1-1	7-1	3-0	3-0	0-1	4-1	
Lawrence,Eric	17-10	27	2-1	6-0	1-1	-	1-1	1-1	2-1	2-0	-	2-5	
Birt,Mitch	11-12	23	1-1	DNP	1-0	0-4	1-0	1-1	2-3	5-2	0-1	-	
Sims,Roy	8-14	22	1-4	4-0	1-2	0-2	0-2	0-4	2-0	-	-	-	
Beck,Erin	9-11	20	0-3	DNP	0-1	-	1-3	2-3	1-1	-	1-0	4-0	
Hicks,Aaron	7-13	20	1-5	-	2-4	-	2-0	1-2	1-1	0-1	-	DNP	



2006 Washburn Ichabod Football

2005 MIAA Champions

All Purpose Yards - Leaders

	TOT	CSM	WVU	UCM	FHSU	SBU	PSU	NWMSU	TSU	ESU	MSSU	MWSU
Sissom, Sam	787	129	220	29	96	81	55	39	11	58	69	
Mosley, Ra'Shawn	644	DNP	DNP	82	69	193	97	94	47	62	DNP	
Gardiner, Aaron	614	128	101	DNP	-	29	102	78	15	90	71	
Hearn, Trent	579	107	68	46	27	51	101	33	56	28	62	
Walker, Brandon	421	31	7	32	21	105	11	21	39	114	40	
Terrell, Fletche	391	39	31	26	32	125	69	-	30	39	-	
Lebahn, Jake	245	55	20	66	55	-	11	-	-	38	-	
Williams, Cary	212	34	-	9	-	-	45	78	19	3	24	
Ramsey, Ben	92	3	3	-	34	52	-	-	-	-	-	
Brown, Chris	79	-	-	-	-	-	-	-	DNP	25	54	
Martin, James	75	-1	-	-	15	61	-	-	DNP	-	-	
Neal, Aaron	74	-	-	-	-	74	-	-	-	-	-	
Cole, Brad	64	29	DNP	-	-	-	DNP	-	16	19	-	
Powers, Drameago	59	DNP	DNP	6	-	33	6	DNP	DNP	14	DNP	
Brown, Matt	41	DNP	DNP	DNP	DNP	41	DNP	DNP	DNP	-	DNP	
Haug, Brad	23	DNP	DNP	-	4	19	-	-	DNP	-	-	
Tetuan, Jarod	20	2	4	-	5	-	-	-	9	-	-	
Watkins, Zach	19	-	-	-	-	-	-	-	-	19	-	
Minikwu, Taurenc	16	12	4	-	-	-	-	-	-	-	-	
Burgess, Marquet	16	-	DNP	-	-	16	-	-	DNP	-	-	
Kavanaugh, Andy	5	-	-	-	5	-	-	-	DNP	-	-	
Ewy, Adam	4	-	-	-	-	-	-	4	-	-	-	
Krajicek, Michae	4	4	-	-	-	-	-	-	-	-	-	
Brackenbury, Dam	3	-	DNP	-	3	-	-	-	DNP	-	-	
Mangino, Tommy	-3	DNP	DNP	DNP	DNP	-3	DNP	DNP	DNP	DNP	-	
Wofford, Beau	-8	DNP	DNP	DNP	4	-	DNP	-	2	-	-14	
TEAM	-27	-	-	-3	-	-	-	-	-24	-	-	
Brill, Jordan	-55	-27	-3	-8	1	-8	-10	DNP	DNP	DNP	DNP	



2006 Washburn Ichabod Football

2005 MIAA Champions

Washburn Individual Highs

Rushes	22	Hearn,Trent vs Colorado Mines (Sep 02, 2006)
		Hearn,Trent at Western Washington (Sep 09, 2006)
Yards Rushing	193	Mosley,Ra'Shawn vs Southwest Baptist (Sep 30, 2006)
TD Rushes	2	Hearn,Trent at Central Missouri (Sep 16, 2006)
		Hearn,Trent vs Southwest Baptist (Sep 30, 2006)
		Walker,Brandon vs Southwest Baptist (Sep 30, 2006)
		Mosley,Ra'Shawn vs Southwest Baptist (Sep 30, 2006)
		Hearn,Trent vs Northwest Missouri (Oct 14, 2006)
Long Rush	53	Mosley,Ra'Shawn vs Northwest Missouri (Oct 14, 2006)
Pass attempts	29	Brill,Jordan at Western Washington (Sep 09, 2006)
Pass completions	18	Brill,Jordan vs Colorado Mines (Sep 02, 2006)
Yards Passing	330	Brill,Jordan at Western Washington (Sep 09, 2006)
TD Passes	5	Brill,Jordan vs Colorado Mines (Sep 02, 2006)
Long Pass	74	Brill,Jordan at Western Washington (Sep 09, 2006)
Receptions	7	Sissom,Sam at Western Washington (Sep 09, 2006)
Yards Receiving	214	Sissom,Sam at Western Washington (Sep 09, 2006)
TD Receptions	2	Gardiner,Aaron vs Colorado Mines (Sep 02, 2006)
Long Reception	74	Sissom,Sam at Western Washington (Sep 09, 2006)
Field Goals	2	Sabel,Connor vs Colorado Mines (Sep 02, 2006)
Long Field Goal	38	Sabel,Connor vs Colorado Mines (Sep 02, 2006)
Punts	7	Boswell,Ben at Central Missouri (Sep 16, 2006)
Punting Avg	42.1	Boswell,Ben at Central Missouri (Sep 16, 2006)
Long Punt	70	Boswell,Ben at Central Missouri (Sep 16, 2006)
Long Punt Return	36	Sissom,Sam vs Colorado Mines (Sep 02, 2006)
Long Kickoff Return	55	Terrell,Fletcher at Pittsburg State (Oct 07, 2006)
Tackles	12	Ringwood,Bruce vs Northwest Missouri (Oct 14, 2006)
		Neal,Aaron vs Northwest Missouri (Oct 14, 2006)
Sacks	2.0	Ringwood,Bruce vs Northwest Missouri (Oct 14, 2006)
Tackles For Loss	5.0	Ringwood,Bruce vs Northwest Missouri (Oct 14, 2006)
Interceptions	2	Williams,Cary vs Colorado Mines (Sep 02, 2006)

Washburn Team Highs

Rushes	55	at Truman (Oct 21, 2006)
Yards Rushing	357	vs Southwest Baptist (Sep 30, 2006)
Yards Per Rush	7.8	vs Southwest Baptist (Sep 30, 2006)
TD Rushes	6	vs Southwest Baptist (Sep 30, 2006)
Pass attempts	29	at Western Washington (Sep 09, 2006)
Pass completions	18	vs Colorado Mines (Sep 02, 2006)
Yards Passing	330	at Western Washington (Sep 09, 2006)
Yards Per Pass	14.4	vs Southwest Baptist (Sep 30, 2006)
TD Passes	5	vs Colorado Mines (Sep 02, 2006)
Total Plays	73	vs Emporia State (Oct 28, 2006)
Total Offense	644	vs Southwest Baptist (Sep 30, 2006)
Yards Per Play	9.8	vs Southwest Baptist (Sep 30, 2006)
Points	56	vs Southwest Baptist (Sep 30, 2006)
Sacks By	4	at Western Washington (Sep 09, 2006)
		vs Southwest Baptist (Sep 30, 2006)
First Downs	24	vs Southwest Baptist (Sep 30, 2006)
Penalties	12	vs Southwest Baptist (Sep 30, 2006)
		at Pittsburg State (Oct 07, 2006)
Penalty Yards	108	at Pittsburg State (Oct 07, 2006)
Turnovers	6	at Truman (Oct 21, 2006)
Interceptions By	3	vs Colorado Mines (Sep 02, 2006)
		vs Southwest Baptist (Sep 30, 2006)

Opponent Individual Highs

Rushes	35	Omon,Xavier, vs Northwest Missouri (Oct 14, 2006)
Yards Rushing	153	Race,Germaine, at Pittsburg State (Oct 07, 2006)
TD Rushes	2	Mehl,Garrett, vs Colorado Mines (Sep 02, 2006)
		Ticich,Matt, at Truman (Oct 21, 2006)
Long Rush	41	Waters,Geno, at Pittsburg State (Oct 07, 2006)
Pass attempts	41	Mehl,Garrett, vs Colorado Mines (Sep 02, 2006)
Pass completions	29	Mehl,Garrett, vs Colorado Mines (Sep 02, 2006)
Yards Passing	347	Mathews,Josh, vs Northwest Missouri (Oct 14, 2006)
TD Passes	3	Waters,Geno, at Pittsburg State (Oct 07, 2006)
		Mathews,Josh, vs Northwest Missouri (Oct 14, 2006)
Long Pass	83	Mathews,Josh, vs Northwest Missouri (Oct 14, 2006)
Receptions	13	Dyktra,Derek, vs Colorado Mines (Sep 02, 2006)
Yards Receiving	179	Wright,Kendall, vs Northwest Missouri (Oct 14, 2006)
TD Receptions	2	Peterson,Mike, vs Northwest Missouri (Oct 14, 2006)
Long Reception	83	Wright,Kendall, vs Northwest Missouri (Oct 14, 2006)
Field Goals	3	Smith,Robby, at Western Washington (Sep 09, 2006)
		Alleman,Nathan, at Pittsburg State (Oct 07, 2006)
Long Field Goal	44	Webb,Spencer, at Central Missouri (Sep 16, 2006)
Punts	9	Elder,Tyler, at Fort Hays State (Sep 23, 2006)
Punting Avg	39.3	Frankel,Matt, at Central Missouri (Sep 16, 2006)
Long Punt	48	Frankel,Matt, at Central Missouri (Sep 16, 2006)
		Bowers,Tim, vs Southwest Baptist (Sep 30, 2006)
Long Punt Return	21	McClellan,Todd, at Western Washington (Sep 09, 2006)
Long Kickoff Return	50	Wright,Kendall, vs Northwest Missouri (Oct 14, 2006)
Tackles	18	Richter,Jake, vs Emporia State (Oct 28, 2006)
Sacks	2.0	Sprague,Danny, vs Colorado Mines (Sep 02, 2006)
Tackles For Loss	3.0	Sprague,Danny, vs Colorado Mines (Sep 02, 2006)
		Simmons,Shane, at Western Washington (Sep 09, 2006)
		Harness,Ben, vs Northwest Missouri (Oct 14, 2006)
Interceptions	2	Richter,Jake, vs Emporia State (Oct 28, 2006)

Opponent Team Highs

Rushes	44	at Pittsburg State (Oct 07, 2006)
		vs Northwest Missouri (Oct 14, 2006)
		at Truman (Oct 21, 2006)
Yards Rushing	296	at Pittsburg State (Oct 07, 2006)
Yards Per Rush	6.7	at Pittsburg State (Oct 07, 2006)
TD Rushes	2	vs Colorado Mines (Sep 02, 2006)
		at Truman (Oct 21, 2006)
Pass attempts	41	vs Colorado Mines (Sep 02, 2006)
Pass completions	29	vs Colorado Mines (Sep 02, 2006)
Yards Passing	347	vs Northwest Missouri (Oct 14, 2006)
Yards Per Pass	11.8	at Pittsburg State (Oct 07, 2006)
TD Passes	3	at Pittsburg State (Oct 07, 2006)
		vs Northwest Missouri (Oct 14, 2006)
Total Plays	76	vs Northwest Missouri (Oct 14, 2006)
Total Offense	544	at Pittsburg State (Oct 07, 2006)
Yards Per Play	8.4	at Pittsburg State (Oct 07, 2006)
Points	31	vs Northwest Missouri (Oct 14, 2006)
Sacks By	3	vs Colorado Mines (Sep 02, 2006)
		at Central Missouri (Sep 16, 2006)
		at Pittsburg State (Oct 07, 2006)
First Downs	25	at Pittsburg State (Oct 07, 2006)
		vs Northwest Missouri (Oct 14, 2006)
Penalties	7	at Western Washington (Sep 09, 2006)
		at Pittsburg State (Oct 07, 2006)
Penalty Yards	67	at Western Washington (Sep 09, 2006)
Turnovers	4	vs Southwest Baptist (Sep 30, 2006)
Interceptions By	3	at Pittsburg State (Oct 07, 2006)



2006 Washburn Ichabod Football

2005 MIAA Champions

WASHBURN

2006 Record (6-4, 5-3 MIAA)

Sept. 2	Colorado Mines	W 41-21
Sept. 9	at Western Washington	L 13-16
Sept. 16	at No. 19 Central Missouri	W 14-10
Sept. 23	at Fort Hays State	W 37-7
Sept. 30	Southwest Baptist	W 56-23
Oct. 7	at No. 11 Pittsburg State	L 14-29
Oct. 14	No. 2 Northwest Missouri	L 26-31
Oct. 21	at Truman	L 7-21
Oct. 28	Emporia State	W 37-6
Nov. 4	at Missouri Southern	W 14-13
Nov. 11	Missouri Western	1 p.m.

COLORADO MINES

2006 Record (4-6, 2-5 RMAC)

Sept. 2	at No. 15 Washburn	L 21-41
Sept. 9	Fort Hays State	W 31-24
Sept. 16	Adams State	L 7-26
Sept. 23	at No. 20 Chadron State	L 0-57
Sept. 30	Oklahoma Panhandle	W 69-0
Oct. 7	New Mexico Highlands	L 16-19
Oct. 14	at Western New Mexico	W 10-6
Oct. 21	Fort Lewis	L 34-41
Oct. 28	at Nebraska-Kearney	W 20-14
Nov. 4	Mesa State	L 22-28
Nov. 11	at Western State	1 p.m.

WESTERN WASHINGTON

2006 Record (4-6, 2-5 NCC)

Aug. 31	at Humboldt State	L 23-28
Sept. 9	No. 15 Washburn	W 16-13
Sept. 16	No. 20 Nebraska-Omaha	L 10-38
Sept. 23	at No. 4 North Dakota	L 20-26
Sept. 30	Minnesota-Duluth	L 10-20
Oct. 7	at St. Cloud State	W 24-17
Oct. 14	No. 14 South Dakota	L 10-42
Oct. 21	Central Washington	L 28-42
Oct. 28	Western Oregon	W 17-14
Nov. 4	Augustana	W 10-6
Nov. 11	at Minnesota St-Mankato	noon

CENTRAL MISSOURI

2006 Record (5-5, 3-5 MIAA)

Sept. 2	at Lincoln	W 78-0
Sept. 9	Dakota State	W 52-0
Sept. 16	No. 25 Washburn	L 10-14
Sept. 23	at Truman	L 21-24
Sept. 30	at Fort Hays State	W 37-14
Oct. 7	No. 17 Missouri Western	L 20-30
Oct. 14	Southwest Baptist	W 49-24
Oct. 21	at Missouri Southern	L 26-31
Oct. 28	No. 2 Northwest Missouri	L 14-31
Nov. 4	Emporia State	W 48-21
Nov. 11	at Pittsburg State	2 p.m.

FORT HAYS STATE

2006 Record (1-9, 1-7 MIAA)

Sept. 2	Texas A&M-Commerce	L 14-17
Sept. 9	at Colorado Mines	L 24-31
Sept. 16	at Emporia State	L 10-48
Sept. 23	No. 22 Washburn	L 7-37
Sept. 30	Central Missouri	L 14-37
Oct. 7	at Southwest Baptist	L 21-39
Oct. 14	No. 11 Pittsburg State	L 28-35
Oct. 21	at No. 2 Northwest Missouri	L 0-59
Oct. 28	Missouri Southern	W 10-0
Nov. 4	at Missouri Western	L 10-24
Nov. 11	Truman	2 p.m.

SOUTHWEST BAPTIST

2006 Record (1-9, 1-7 MIAA)

Aug. 31	Harding	L 30-42
Sept. 9	at Missouri State	L 14-45
Sept. 16	at Missouri Southern	L 21-42
Sept. 23	Emporia State	L 31-35
Sept. 30	at No. 20 Washburn	L 23-56
Oct. 7	Fort Hays State	W 39-21
Oct. 14	at Central Missouri	L 24-49
Oct. 21	at No. 10 Pittsburg State	L 20-63
Oct. 28	No. 16 Missouri Western	L 21-24
Nov. 4	at Truman State	L 28-45
Nov. 11	Northwest Missouri	1:30 p.m.

PITTSBURG STATE

2006 Record (9-1, 7-1 MIAA)

Sept. 2	at East Central	W 52-12
Sept. 9	Panhandle State	W 87-0
Sept. 16	at No. 23 Missouri Western	L 35-48
Sept. 23	Missouri Southern	W 48-24
Sept. 30	at Emporia State	W (4ot) 59-57
Oct. 7	No. 19 Washburn	W 29-14
Oct. 14	at Fort Hays State	W 35-28
Oct. 21	Southwest Baptist	W 63-20
Oct. 28	Truman State	W 45-21
Nov. 4	vs No. 2 Northwest Missouri	L 14-41
Nov. 11	Central Missouri	2 p.m.

NORTHWEST MISSOURI

2006 Record (10-0, 7-0 MIAA)

Sept. 2	Minnesota State	W 31-14
Sept. 9	No. 10 Nebraska-Omaha	W 31-0
Sept. 16	at Truman State	W 31-10
Sept. 23	No. 16 Missouri Western	W 24-21
Sept. 30	at Missouri Southern	W 24-7
Oct. 7	Emporia State	W 49-17
Oct. 14	at Washburn	W 31-26
Oct. 21	Fort Hays State	W 59-0
Oct. 28	Central Missouri	W 31-14
Nov. 4	vs No. 8 Pittsburg State	W 41-14
Nov. 11	Southwest Baptist	1:30 p.m.

TRUMAN STATE

2006 Record (5-5, 5-3 MIAA)

Aug. 24	at Minn. St.-Mankato	L 16-34
Sept. 2	at No. 15 Winona State	L 13-24
Sept. 16	No. 2 Northwest Missouri	L 10-31
Sept. 23	Central Missouri	W 24-21
Sept. 30	at No. 19 Missouri Western	L 13-38
Oct. 7	Missouri Southern	W 35-28
Oct. 14	at Emporia State	W 14-13
Oct. 21	Washburn	W 21-7
Oct. 28	at No. 8 Pittsburg State	L 21-45
Nov. 4	Southwest Baptist	W 45-28
Nov. 11	at Fort Hays State	2 p.m.

EMPORIA STATE

2006 Record (3-7, 2-6 MIAA)

Sept. 2	at Oklahoma Panhandle	W 69-6
Sept. 9	No. 15 Winona State	L 18-21
Sept. 16	Fort Hays State	W 48-10
Sept. 23	at Southwest Baptist	W 35-31
Sept. 30	No. 13 Pittsburg State	L (4ot) 57-59
Oct. 7	at No. 2 Northwest Missouri	L 17-49
Oct. 14	Truman	L 13-14
Oct. 21	at Missouri Western	L 12-24
Oct. 28	at Washburn	L 6-37
Nov. 4	at Central Missouri	L 21-48
Nov. 11	Missouri Southern	1 p.m.

MISSOURI SOUTHERN

2006 Record (4-6, 2-6 MIAA)

Sept. 2	Ouachita Baptist	W 28-22
Sept. 9	at Harding	W 30-27
Sept. 16	Southwest Baptist	W 42-21
Sept. 23	at No. 13 Pittsburg State	L 24-48
Sept. 30	No. 2 Northwest Missouri	L 7-24
Oct. 7	at Truman	L 28-35
Oct. 14	No. 17 Missouri Western	L 17-24
Oct. 21	Central Missouri	W 31-26
Oct. 28	at Fort Hays State	L 0-10
Nov. 4	Washburn	L 13-14
Nov. 11	at Emporia State	1 p.m.

MISSOURI WESTERN

2006 Record (9-1, 7-1 MIAA)

Aug. 31	at Central Oklahoma WOT	32-29
Sept. 9	St. Cloud State	W 27-14
Sept. 16	No. 7 Pittsburg State	W 48-35
Sept. 23	at No. 2 Northwest Missouri	L 21-24
Sept. 30	Truman	W 38-13
Oct. 7	at Central Missouri	W 30-20
Oct. 14	at Missouri Southern	W 24-17
Oct. 21	Emporia State	W 24-12
Oct. 28	at Southwest Baptist	W 24-21
Oct. 4	Fort Hays State	W 24-10
Nov. 11	at Washburn	1 p.m.



Game 1 • No. 16 Washburn 41, Colorado Mines 21 • Sept. 2, 2006

TOPEKA, Kan. - Junior quarterback Jordan Brill passed for 309 yards and tied his career high with five touchdown passes in the win completing 18 of 27 passes as the No. 16 ranked Washburn Ichabods opened the 2006 season with a 41-21 win over the Colorado School of Mines in front of 6,156 people in Yager Stadium.

Washburn won the opening toss and marched 69 yards in five plays as Brill hooked up with senior wide receiver Sam Sissom for a 12-yard touchdown pass. The reception gave Sissom 37 for his career, one shy of the MIAA's career all-game record of 38 held by Jamaica Rector (Northwest Missouri).


On the Orediggers first possession of the game, they marched down to the Ichabod 4-yard line, but the Ichabod defense stopped them on four plays, including two inside the 1-yard line. Washburn took the ball and marched 95 yards on 13 plays as Brill found senior wide receiver Aaron Gardiner for a 25-yard touchdown strike putting the Ichabods up 14-0 with 33 seconds left in the first quarter.

After forcing a three-and-out for the Orediggers, junior wide receiver Jake Lebahn hooked up with Brill for a 17-yard touchdown reception capping a three-play, 22 yard drive set up by Sissom's 36-yard punt return into Oredigger territory.

Connor Sabel added a 36-yard field goal at the 6:16 mark of the second quarter after freshman linebacker Michael Krajicek picked off a Garrett Mehl pass at the Mines' 45 yard line.

On their next possession, Mines scored their first points as Mehl hit Derek Dyktra on a 16-yard touchdown reception, but the extra point attempt was blocked by senior defensive tackle Trey Lewis cutting the Washburn lead to 24-6.

Washburn fumbled the ensuing kickoff and the Orediggers took advantage of the mistake scoring their second touchdown



in :25 seconds and Mehl rushed for eight yards to cut the Washburn lead to 10 points at 24-14 following the two-point conversion. Gardiner recorded his second touchdown pass of the afternoon with the only points of the third quarter as Brill hit him on a seven yard touchdown reception pushing the Washburn lead to 31-14.

In the fourth quarter, both teams traded punts and Sabel connected on a 38-yard field goal with 12:05 left in the game.

The Orediggers capped a 68-yard drive as Mehl rushed 33 yards down the sideline to once again cut the Washburn lead to two scores at 34-21. After a Washburn punt by Ben Boswell that was downed at the CSM 1-yard line, junior cornerback Cary Williams picked off a Mehl pass and returned it to the Orediggers'

30 yard line. Four plays later, Brill tossed his fifth touchdown pass of the afternoon to junior tight end Ben Ramsey on a 3-yard connection, wrapping the scoring at 41-21.

Brill's 309 yard passing performance was his third of his Washburn career and his second highest total following a 348 yard outing against the Orediggers and a 328 yard day against Central Washington last season. In two starts against the Orediggers, Brill is 32-of-52 for 657 yards and eight touchdowns.

Gardiner led the Ichabods in receiving yards with 128 and six receptions with the two touchdowns and Sissom finished with four receptions for 93 yards.

On the ground, Washburn's Trent Hearn had 22 carries for 99 yards.

Defensively, Washburn's redshirt freshman linebacker Zach Watkins had 11 tackles including six solo stops with a tackle for loss. Senior linebacker Aaron Neal had nine stops. Williams had two interceptions for the Ichabods and three pass breakups.

Score by Quarters

Colorado Mines	0	14	0	7	21	Record: (0-1)
Washburn	14	10	7	10	41	Record: (1-0)

Scoring Summary

1st Quarter

12:59 WU Sissom, Sam 12 yd pass from Brill, Jordan (Sabel, Connor kick), 5-69 2:01, CSM 0 - WU 7
 00:33 WU Gardiner, Aaron 25 yd pass from Brill, Jordan (Sabel, Connor kick), 13-95 4:57, CSM 0 - WU 14
 11:42 WU Lebahn, Jake 17 yd pass from Brill, Jordan (Sabel, Connor kick), 3-22 1:27, CSM 0 - WU 21
 06:16 WU Sabel, Connor 36 yd field goal, 9-27 3:50, CSM 0 - WU 24
 00:35 CSM Dyktra, Derek 16 yd pass from Mehl, Garrett (Abel, Aaron kick blocked), 12-66 5:37, CSM 6 - WU 24
 00:10 CSM Mehl, Garrett 8 yd run (Floendo, Bryan pass from Mehl, Garrett), 3-33 0:29, CSM 14 - WU 24

3rd Quarter

06:46 WU Gardiner, Aaron 7 yd pass from Brill, Jordan (Sabel, Connor kick), 8-77 3:03, CSM 14 - WU 31

4th Quarter

12:05 WU Sabel, Connor 38 yd field goal, 9-45 4:15, CSM 14 - WU 34
 10:49 CSM Mehl, Garrett 33 yd run (Abel, Aaron kick), 5-68 1:12, CSM 21 - WU 34
 02:39 WU Ramsey, Ben 3 yd pass from Brill, Jordan (Sabel, Connor kick), 4-30 1:28, CSM 21 - WU 41

Team Stats

	CSM	WU
FIRST DOWNS	18	20
RUSHES-YARDS (NET)	20-78	39-122
PASSING YDS (NET)	246	309
Passes Att-Comp-Int	41-29-3	27-18-0
TOTAL OFFENSE PLAYS-YARDS	61-324	66-431
Fumble Returns-Yards	0-0	0-0
Punt Returns-Yards	0-0	2-38
Kickoff Returns-Yards	6-146	4-62
Interception Returns-Yards	0-0	3-14
Punts (Number-Avg)	4-34.0	2-37.0
Fumbles-Lost	0-0	3-2
Penalties-Yards	3-15	2-15
Possession Time	29:27	30:33
Third-Down Conversions	4 of 11	8 of 14
Fourth-Down Conversions	2 of 3	2 of 2
Red-Zone Scores-Chances	2-3	5-5
Sacks By: Number-Yards	3-28	2-12

Colorado Mines No. 16 Washburn

Sept. 2, 2006 • Topeka, Kan. • Yager Stadium
Attendance: 6,156

Washburn

Rushing	No	Gain	Loss	Net	TD	Lg	Avg
Hearn, Trent	22	106	7	99	0	26	4.5
Cole, Brad	5	29	0	29	0	23	5.8
Walker, Brandon	7	19	0	19	0	5	2.7
Minikwu, Taurence	1	2	0	2	0	2	2.0
Brill, Jordan	4	1	28	-27	0	1	-6.8
Totals...	39	157	35	122	0	26	3.1

Passing	Att	Cmp	Int	Yds	TD	Long	Sack
Brill, Jordan	27	18	0	309	5	49	3
Totals...	27	18	0	309	5	49	3

Receiving	No.	Yds	TD	Long
Gardiner, Aaron	6	128	2	49
Sissom, Sam	4	93	1	48
Lebahn, Jake	3	55	1	24
Minikwu, Taurence	2	10	0	6
Walker, Brandon	1	12	0	12
Hearn, Trent	1	8	0	8
Ramsey, Ben	1	3	1	3
Totals...	18	309	5	49

Punting	No.	Yds	Avg	Long	In20	TB
Boswell, Ben	2	74	37.0	40	1	0
Totals...	2	74	37.0	40	1	0

All Returns	Punts			Kickoffs			Intercepts		
	No	Yds	Lg	No	Yds	Lg	No	Yds	Lg
Sissom, Sam	1	36	36	0	0	0	0	0	0
Tetuan, Jarod	1	2	2	0	0	0	0	0	0
Martin, James	0	0	0	1	-1	0	0	0	0
Krajicek, Michael	0	0	0	0	0	0	1	4	4
Terrell, Fletcher	0	0	0	2	39	31	0	0	0
Williams, Cary	0	0	0	1	24	24	2	10	10
Totals...	2	38	36	4	62	31	3	14	10

Field Goals

Sabel, Connor	2nd	06:16	36 yds	Good
Sabel, Connor	4th	12:05	38 yds	Good

Colorado Mines

Rushing	No	Gain	Loss	Net	TD	Lg	Avg
Mehl, Garrett	12	73	12	61	2	33	5.1
Floendo, Bryan	7	21	0	21	0	8	3.0
Pippins, Michael	1	0	4	-4	0	0	-4.0
Totals...	20	94	16	78	2	33	3.9

Passing	Att	Cmp	Int	Yds	TD	Long	Sack
Mehl, Garrett	41	29	3	246	1	28	2
Totals...	41	29	3	246	1	28	2

Receiving	No.	Yds	TD	Long
Dyktra, Derek	13	131	1	28
Floendo, Bryan	8	52	0	15
Dickinson, Brent	3	38	0	25
Curl, Michael	2	12	0	8
Chacon, Brent	2	8	0	5
Huck, Corey	1	5	0	5
Totals...	29	246	1	28

Punting	No.	Yds	Avg	Long	In20	TB
Schietinger, Ryan	3	105	35.0	38	0	0
Mehl, Garrett	1	31	31.0	31	0	0
Totals...	4	136	34.0	38	0	0

All Returns	Punts			Kickoffs			Intercepts		
	No	Yds	Lg	No	Yds	Lg	No	Yds	Lg
Dickinson, Brent	0	0	0	4	101	32	0	0	0
Curl, Michael	0	0	0	1	25	25	0	0	0
Pippins, Michael	0	0	0	1	20	20	0	0	0
Totals...	0	0	0	6	146	32	0	0	0

Field Goals

none



Game 2 • Western Washington 16, No. 15 Washburn 13 • Sept. 9, 2006


BELLINGHAM, Wash. - The No. 15 ranked Washburn Ichabods second trip to Washington in as many years yielded the same result in another heartbreaking loss as they fell 16-13 to Western Washington. The Vikings' Robby Smith hit a 40-yard field goal with 2.7 seconds remaining pushing Western Washington to the win.

Western took a 3-0 lead late in the first quarter on a 24-yard Smith field goal that capped a nine-play drive. Washburn appeared to take the lead twice on its next possession, but a pair of Brill touchdown passes were both called back by penalties, and on the first play of second quarter, Connor Sabel missed a 35-yard field goal.

The Ichabods took a 7-3 lead on the opening possession of the second half. Two plays after a short punt and a penalty gave Washburn the ball on the Western 36, Brill connected on a 31-yard pass to Sissom to the 1, and Trent Hearn plunged over for the touchdown.

The Ichabods had taken a 13-10 lead on the opening play of the fourth quarter, as quarterback Jordan Brill threw a 3-yard touchdown pass to tight end Ben Ramsey. A two-point conversion pass failed.

Smith tied the game with 2:32 to play, hitting a 33-yard field goal set up by a 32-yard completion



New Coach New Conference New Era

from quarterback James Monrean to running back Calvin McCarthy.

Washburn then moved the ball to nearly midfield, but on a second-and-1 play, Western linebacker Shane Simmons dislodged the ball from Ichabod running back Trent Hearn, and safety Steve Davis recovered, giving the Vikings the ball at their own 49 with 1:51 left.

After the fumble recovery, Western moved 28 yards in four plays setting up Smith's game-winning field goal.

Washburn had a 414-279 edge in total offense, with Brill completing 15-of-29 passes for 330 yards with a touchdown and two interceptions. Wide receiver Sam Sissom had seven receptions for 214 yards for the Ichabods.

On the ground, Hearn had 68 yards on 22 carries to lead the Ichabods. Brill recorded his second straight 300-yard passing game with 330 yards completing 15 of 29 attempts.

Monrean completed 17-of-29 passes for 215 yards and a touchdown for Western. McCarty had five receptions for 79 yards and rushed 25 times for 71 yards.

After committing only two penalties in their opener, Washburn was flagged for seven for 65 yards and converted two of four trips into the red zone.

Score by Quarters

Washburn	0	0	7	6	13 (1-1)
Western Washington	3	0	7	6	16 (1-1)

Scoring Summary

1st Quarter

02:52 WWU Smith, Robby 24 yd field goal

3rd Quarter

13:07 WU Hearn, Trent 1 yd run (Sabel, Connor kick)
01:18 WWU Alley, Kellen 22 yd pass from Monrean, James (Smith, Robby kick)

4th Quarter

14:56 WU Ramsey, Ben 3 yd pass from Brill, Jordan (Tetuan, Jarod pass failed)
02:52 WWU Smith, Robby 33 yd field goal
00:02 WWU Smith, Robby 40 yd field goal

Team Stats

	WU	WWU
FIRST DOWNS	15	15
RUSHES-YARDS (NET)	30-84	33-64
PASSING YDS (NET)	330	215
Passes Att-Comp-Int	29-15-2	29-17-0
TOTAL OFFENSE PLAYS-YARDS	59-414	62-279
Fumble Returns-Yards	0-0	0-0
Punt Returns-Yards	2-10	3-44
Kickoff Returns-Yards	2-31	2-53
Interception Returns-Yards	0-0	2--3
Punts (Number-Avg)	4-33.8	7-32.6
Fumbles-Lost	2-1	0-0
Penalties-Yards	7-65	7-67
Possession Time	26:54	33:06
Third-Down Conversions	5 of 12	6 of 16
Fourth-Down Conversions	0 of 1	0 of 0
Red-Zone Scores-Chances	2-4	2-2
Sacks By: Number-Yards	4-25	2-12

No. 15 Washburn 13 Western Washington 16

Sept. 9, 2006 • Bellingham, Wash. • Civic Stadium

Attendance: 1,800

Washburn

Rushing	No	Gain	Loss	Net	TD	Lg	Avg
Hearn, Trent	22	79	11	68	1	11	3.1
Gardiner, Aaron	1	12	0	12	0	12	12.0
Walker, Brandon	4	7	0	7	0	3	1.8
Brill, Jordan	3	9	12	-3	0	9	-1.0
Totals...	30	107	23	84	1	12	2.8

Passing	Att	Cmp	Int	Yds	TD	Long	Sack
Brill, Jordan	29	15	2	330	1	74	2
Totals...	29	15	2	330	1	74	2

Receiving	No.	Yds	TD	Long
Sissom, Sam	7	214	0	74
Gardiner, Aaron	4	89	0	44
Lebahn, Jake	2	20	0	12
Minikwu, Taurence	1	4	0	4
Ramsey, Ben	1	3	1	3
Totals...	15	330	1	74

Punting	No.	Yds	Avg	Long	In20	TB
Boswell, Ben	4	135	33.8	45	0	0
Totals...	4	135	33.8	45	0	0

All Returns	No	Yds	Lg	No	Yds	Lg	No	Yds	Lg
Sissom, Sam	1	6	6	0	0	0	0	0	0
Tetuan, Jarod	1	4	4	0	0	0	0	0	0
Terrell, Fletcher	0	0	0	2	31	17	0	0	0
Totals...	2	10	6	2	31	17	0	0	0

Field Goals

Sabel, Connor 2nd 14:55 35 yds Missed

Western Washington

Rushing	No	Gain	Loss	Net	TD	Lg	Avg
McCarty, Calvin	25	84	13	71	0	17	2.8
Garner, Craig	2	6	0	6	0	4	3.0
Monrean, James	6	12	25	-13	0	7	-2.2
Totals...	33	102	38	64	0	17	1.9

Passing	Att	Cmp	Int	Yds	TD	Long	Sack
Monrean, James	29	17	0	215	1	32	4
Totals...	29	17	0	215	1	32	4

Receiving	No.	Yds	TD	Long
McCarty, Calvin	5	79	0	32
McKee, Travis	4	43	0	22
Alley, Kellen	3	51	1	23
Garner, Craig	3	21	0	13
Birkley, Tyler	1	13	0	13
Upchurch, Brett	1	8	0	8
Totals...	17	215	1	32

Punting	No.	Yds	Avg	Long	In20	TB
Anderson, Corbin	6	201	33.5	42	2	0
Smith, Robby	1	27	27.0	27	1	0
Totals...	7	228	32.6	42	3	0

All Returns	No	Yds	Lg	No	Yds	Lg	No	Yds	Lg
Garner, Craig	0	0	0	1	43	43	0	0	0
Birkley, Tyler	0	0	0	1	10	10	0	0	0
McClellan, Todd	3	44	21	0	0	0	0	0	0
Elliott, Chayce	0	0	0	0	0	0	1	-3	0
Van Datta, Danny	0	0	0	0	0	0	1	0	0
Totals...	3	44	21	2	53	43	2	-3	0

Field Goals

Smith, Robby 1st 02:52 24 yds Good
Smith, Robby 4th 02:52 33 yds Good
Smith, Robby 4th 00:02 40 yds Good



Game 3 • No. 25 Washburn 14, No. 19 Central Missouri 10 • Sept. 16, 2006

WARRENSBURG, Mo. - The No. 25 ranked Washburn Ichabods won for the first time in Warrensburg since Oct. 7, 1995 in a 14-10 win over No. 19 Central Missouri. With the win, Washburn improved to 2-1 on the season and 1-0 in the MIAA.

Washburn opened the scoring on their second drive as Trent Hearn scored from 2-yards out at the 9:17 mark of the second quarter capping a 13-play, 70-yard drive. On the drive, Hearn became Washburn's all-time leading rusher on a second and seven from the Central 20 as he picked up the first down and passed Dino DeLisa (1983-85) with he picked up is 2,795th yard. Hearn would finish the day with 46 yards on 13 carries and two touchdown rushes.

UCM came back on the next drive with an eight-play, 63-yard series that was wrapped up by a 19-yard Toby Korrodi touchdown pass to Matt Jacobsen. Korrodi came back to guide the drive after getting shaken up in the first quarter. Mike Spiegel pulled double duty, playing quarterback and wide receiver. Both teams had one more drive in the half, but nobody could score, going into the break tied 7-7.

The Ichabod defense came up big on the first drive of the second half as UCM drove down to the Washburn 12-yard line, but a Washburn sack by Cody Huenefeld pushed UCM back to the Washburn 22 forcing a fourth and 15. UCM faked the field goal and Ted Maxwell stepped out of bounds before converting the fourth down conversion attempt.

After Washburn took possession and went three-and-out, Ben Boswell bombed a 70-yard punt pushing UCM back to their own 12 yard line. Again UCM drove down to the Washburn red-zone and eventually to the 1-yard line, but the Ichabods stopped the Mules on a third and goal from the one and then a Spencer Webb field goal attempt from 17-yards hit the left upright.

Score by Quarters

Washburn	0	7	0	7	14	(2-1,1-0)
Central Missouri	0	7	0	3	10	(2-1,0-1)


Scoring Summary

2nd Quarter

09:17	WU	Hearn, Trent 2 yd run (Sabel, Connor kick)
05:07	UCM	Jacobsen, Matt 19 yd pass from Korrodi, Toby (Webb, Spencer kick)

4th Quarter

13:36	WU	Hearn, Trent 2 yd run (Sabel, Connor kick),
04:25	UCM	Webb, Spencer 44 yd field goal



remaining. After two incomplete passes to set up a fourth and 22 from their own 6-yard line, his final pass to Mike Spiegel was overthrown and Washburn took possession at the UCM 6, but Jordan Brill took three straight knees to wrap up the game and the win for the Ichabods.

Ra'Shawn Mosley, seeing his first action this season after suffering an ankle injury, rushed for 77 yards. Hearn finished with 46 raising his WU record total to 2,810 yards.

Brill was 10 of 18 passing for 111 yards and Sam Sissom had four receptions for 28 yards and Jake Lebahn had three catches for 66 yards. Boswell averaged 42.1 yards per punt including the 70-yard boot.

On defense, Washburn's Zach Watkins had 11 tackles including six solo stops and two tackles for loss to lead Washburn. Brandon Jackson, Eric Lawrence, Mitch Birt and Huenefeld all had sacks for Washburn.

Team Stats

	WU	UCM
FIRST DOWNS	13	19
RUSHES-YARDS (NET)	36-138	30-69
PASSING YDS (NET)	111	229
Passes Att-Comp-Int	18-10-0	35-23-0
TOTAL OFFENSE PLAYS-YARDS	54-249	65-298
Fumble Returns-Yards	0-0	0-0
Punt Returns-Yards	1-1	0-0
Kickoff Returns-Yards	2-35	3-69
Interception Returns-Yards	0-0	0-0
Punts (Number-Avg)	7-42.1	4-38.2
Fumbles-Lost	0-0	1-0
Penalties-Yards	5-45	4-44
Possession Time	25:36	34:24
Third-Down Conversions	4 of 13	6 of 14
Fourth-Down Conversions	0 of 0	0 of 2
Red-Zone Scores-Chances	2-3	1-3
Sacks By: Number-Yards	3-26	3-19

Washburn took over and had two more snaps in the third quarter as they had only five plays in the third quarter. Washburn's drive continued into the fourth quarter and they marched 80-yards in eight plays in 2:08 as the Ichabods converted two third down opportunities - both on pass receptions to Jake Lebahn to take a 14-7 lead.

After trading punts, UCM took a short field and converted a 44-yard field goal with 4:25 remaining in the game cutting the Washburn lead to 14-10.

Washburn went three and out and Boswell blasted a 51-yard punt to the UCM 18 which was downed by the Ichabods' special teams.

UCM's Korrodi was called for an intentional grounding on their first play as they took possession with two minutes

No. 25 Washburn 14 No. 19 Central Missouri 10

Sept. 16, 2006 • Warrensburg, Mo. • Walton Stadium • Attendance: 9,970

Washburn

Rushing	No	Gain	Loss	Net	TD	Lg	Avg
Mosley, Ra'Shawn	11	77	0	77	0	41	7.0
Hearn, Trent	13	46	0	46	2	8	3.5
Walker, Brandon	5	27	1	26	0	13	5.2
TEAM	3	0	3	-3	0	0	-1.0
Brill, Jordan	4	11	19	-8	0	11	-2.0
Totals...	36	161	23	138	2	41	3.8

Passing	Att	Cmp	Int	Yds	TD	Long	Sack
Brill, Jordan	18	10	0	111	0	31	3
Totals...	18	10	0	111	0	31	3

Receiving	No.	Yds	TD	Long
Sissom, Sam	4	28	0	16
Lebahn, Jake	3	66	0	31
Walker, Brandon	1	6	0	6
Powers, Drameagon	1	6	0	6
Mosley, Ra'Shawn	1	5	0	5
Totals...	10	111	0	31

Punting	No.	Yds	Avg	Long	In20	TB
Boswell, Ben	7	295	42.1	70	3	2
Totals...	7	295	42.1	70	3	2

All Returns	No	Yds	Lg	No	Yds	Lg	No	Yds	Lg
Sissom, Sam	1	1	1	0	0	0	0	0	0
Williams, Cary	0	0	0	1	9	9	0	0	0
Terrell, Fletcher	0	0	0	1	26	26	0	0	0
Totals...	1	1	1	2	35	26	0	0	0

Field Goals
none

Central Missouri

Rushing	No	Gain	Loss	Net	TD	Lg	Avg
Braden, Jeremy	15	55	1	54	0	13	3.6
Caldwell, Will	11	38	1	37	0	8	3.4
Korrodi, Toby	4	4	26	-22	0	4	-5.5
Totals...	30	97	28	69	0	13	2.3

Passing	Att	Cmp	Int	Yds	TD	Long	Sack
Korrodi, Toby	30	19	0	200	1	46	3
Spiegel, Mike	5	4	0	29	0	11	0
Totals...	35	23	0	229	1	46	3

Receiving	No.	Yds	TD	Long
Maxwell, Ted	7	51	0	11
Jacobsen, Matt	5	68	1	19
Spiegel, Mike	3	25	0	12
Sawyer, Rolando	2	23	0	13
Caldwell, Will	2	5	0	6
Faddis, Brooks	1	46	0	46
McCartney, Jason	1	12	0	12
Mason, Seth	1	1	0	1
Braden, Jeremy	1	-2	0	0
Totals...	23	229	1	46

Punting	No.	Yds	Avg	Long	In20	TB
Frankel, Matt	3	118	39.3	48	0	1
Korrodi, Toby	1	35	35.0	35	0	1
Totals...	4	153	38.2	48	0	2

All Returns	No	Yds	Lg	No	Yds	Lg	No	Yds	Lg
Foster, Spencer	0	0	0	1	8	8	0	0	0
Williams, Bruce	0	0	0	2	61	37	0	0	0
Totals...	0	0	0	3	69	37	0	0	0

Field Goals
Webb, Spencer 3rd 00:45 17 yds Missed
Webb, Spencer 4th 04:25 44 yds Good



Game 4 • No. 22 Washburn 37, Fort Hays State 7 • Sept. 23, 2006

HAYS, Kan. - The No. 22 ranked Washburn Ichabods moved to 2-0 in the MIAA and 3-1 overall with a 37-7 win over Fort Hays State. In the win, senior wide receiver Sam Sissom became Washburn's all-time career receptions leader with five and tied the MIAA record for touchdown receptions with his 38th. Washburn will play their first game at home since their opener on Sept. 2 this Saturday, Sept. 30 against Southwest Baptist at 1 p.m. inside Yager Stadium.

Placekicker Connor Sabel opened the scoring for the Ichabods with a 25-yard field goal at the 2:54 mark of the first quarter. After forcing a Tiger three-and-out, the Ichabods' Jordan Brill hooked up with Jake Lebahn for a 40-yard touchdown pass to put Washburn up 10-0.

On the Tigers' next possession, Washburn's Jarod Tetuan picked off a deflected pass setting up a five-play, 32 yard scoring drive capped by Brandon Walker's 14-yard run around the right side putting the Ichabods up 17-0.

The Tigers jumped on the board on a 1-yard run by Jordan Hickel finishing off a 61-yard



drive as neither team would score the rest of the way as Washburn led 17-7 at the break.

In the second half, Washburn added two more Brill touchdown passes. One on a 16-yard pass to Ben Ramsey with 5:56 remaining in the third quarter and the other to Sissom on an 11-yard strike tying Northwest Missouri's Jamaica Rector for the MIAA's all-game career touchdown reception record. Sandwiched between the two touchdown

passes was a 5-yard run by Ra'Shawn Mosley.

Mosley led the Ichabods with 63 yards on the ground on 13 carries while Brill finished 13 for 24 for 162 yards and three touchdowns. Sissom finished with five receptions for 63 yards.

Defensively, Zach Watkins and Trey Lewis each had eight tackles to lead the Ichabods.

The Ichabods held the Tigers to nine first downs and 163 yards in total offense and an average of 2.4 yards per play. The Washburn defense also held the Tigers to 1 of 17 on third down conversions.

No. 22 Washburn 37 Fort Hays State 7

Sept. 23, 2006 • Hays, Kan. • Lewis Field
Stadium • Attendance: 2,468

Washburn

Rushing	No	Gain	Loss	Net	TD	Lg	Avg
Mosley, Ra'Shawn	13	68	5	63	1	17	4.8
Hearn, Trent	10	23	0	23	0	7	2.3
Walker, Brandon	6	31	10	21	1	14	3.5
Wofford, Beau	1	4	0	4	0	4	4.0
Haug, Brad	1	4	0	4	0	4	4.0
Brackenbury, Damian	1	3	0	3	0	3	3.0
Brill, Jordan	2	5	4	1	0	5	0.5
Kavanaugh, Andy	0	5	0	5	0	0	0.0
Totals...	34	143	19	124	2	17	3.6

Passing	Att	Cmp	Int	Yds	TD	Long	Sack
Brill, Jordan	24	13	0	162	3	40	0
Wofford, Beau	2	0	0	0	0	0	0
Totals...	26	13	0	162	3	40	0

Receiving	No.	Yds	TD	Long
Sissom, Sam	5	63	1	27
Ramsey, Ben	4	34	1	16
Lebahn, Jake	2	55	1	40
Mosley, Ra'Shawn	1	6	0	6
Hearn, Trent	1	4	0	4
Totals...	13	162	3	40

Punting	No.	Yds	Avg	Long	In20	TB
Boswell, Ben	6	167	27.8	44	0	0
Totals...	6	167	27.8	44	0	0

All Returns	No	Yds	Lg	No	Yds	Lg	No	Yds	Lg
Sissom, Sam	6	33	14	0	0	0	0	0	0
Tetuan, Jarod	1	5	5	0	0	0	1	0	0
Martin, James	1	15	15	0	0	0	0	0	0
Terrell, Fletcher	0	0	0	1	32	32	1	0	0
Totals...	8	53	15	1	32	32	2	0	0

Field Goals

Sabel, Connor	1st	02:54	25 yds	Good
Sabel, Connor	3rd	10:09	36 yds	Missed

Fort Hays State

Rushing	No	Gain	Loss	Net	TD	Lg	Avg
Melton, Anthony	13	47	3	44	0	12	3.4
Hickel, Jordan	19	43	1	42	1	9	2.2
Elder, Tyler	1	25	0	25	0	25	25.0
Dallas, Drew	4	10	8	2	0	7	0.5
Black, Denzel	1	0	0	0	0	0	0.0
Jackson, Shane	3	0	16	-16	0	0	-5.3
Totals...	41	125	28	97	1	25	2.4

Passing	Att	Cmp	Int	Yds	TD	Long	Sack
Dallas, Drew	20	4	0	49	0	22	1
Jackson, Shane	6	2	2	17	0	9	2
Totals...	26	6	2	66	0	22	3

Receiving	No.	Yds	TD	Long
Young, Jeremy	2	11	0	8
Snyder, John	1	22	0	22
Morris, Deonte	1	16	0	16
Manwarren, Tyler	1	9	0	9
Hickel, Jordan	1	8	0	8
Totals...	6	66	0	22

Punting	No.	Yds	Avg	Long	In20	TB
TEAM	1	-5	-5.0	0	0	0
Elder, Tyler	9	266	29.6	38	1	0
Totals...	10	261	26.1	38	1	0

All Returns	No	Yds	Lg	No	Yds	Lg	No	Yds	Lg
Snyder, John	0	0	0	1	19	19	0	0	0
Zott, Trevor	2	27	17	0	0	0	0	0	0
Lovett, C.J.	0	0	0	2	32	18	0	0	0
Totals...	2	27	17	3	51	19	0	0	0

Field Goals

none

Score by Quarters

Washburn	10	7	13	7	37	(3-1,2-0)
Central Missouri	0	7	0	0	7	(0-4,0-2)

Scoring Summary

1st Quarter

02:54	WU	Sabel, Connor 25 yd field goal
01:09	WU	Lebahn, Jake 40 yd pass from Brill, Jordan (Sabel, Connor kick)

2nd Quarter

12:06	WU	Walker, Brandon 14 yd run (Sabel, Connor kick)
06:36	FHSU	Hickel, Jordan 1 yd run (Barr, Justin kick)

3rd Quarter

05:56	WU	Ramsey, Ben 16 yd pass from Brill, Jordan (Sabel, Connor kick)
02:55	WU	Mosley, Ra'Shawn 5 yd run (Tetuan, Jarod pass failed)

4th Quarter

12:21	WU	Sissom, Sam 11 yd pass from Brill, Jordan (Sabel, Connor kick)
-------	----	--

Team Stats

	WU	FHSU
FIRST DOWNS	16	9
RUSHES-YARDS (NET)	34-124	41-97
PASSING YDS (NET)	162	66
Passes Att-Cmp-Int	26-13-0	26-6-2
TOTAL OFFENSE PLAYS-YARDS	60-286	67-163
Fumble Returns-Yards	0-0	0-0
Punt Returns-Yards	8-53	2-27
Kickoff Returns-Yards	1-32	3-51
Interception Returns-Yards	2-0	0-0
Punts (Number-Avg)	6-27.8	10-26.1
Fumbles-Lost	3-0	1-0
Penalties-Yards	6-63	4-32
Possession Time	27:08	32:52
Third-Down Conversions	4 of 12	1 of 17
Fourth-Down Conversions	0 of 0	4 of 6
Red-Zone Scores-Chances	5-6	1-1
Sacks By: Number-Yards	3-17	0-0



Game 5 • No. 20 Washburn 56, Southwest Baptist 23• Sept. 30, 2006

TOPEKA - The No. 20 Washburn Ichabods shrugged off a feisty Southwest Baptist team scoring 42 unanswered points in a 56-23 win in front of 6,527 fans for Family Day in Yager Stadium. With the win, the Ichabods improved to 4-1 (3-0 MIAA) and the Bearcats fell to 0-5 (0-3 MIAA).


The Ichabods jumped on the scoreboard early after taking the opening drive 49 yards in seven plays with Brandon Walker scoring from 1-yard out putting Washburn up. On the ensuing possession, the Bearcats scored on a 29-yard field goal after driving all the way to the Ichabod 12 yard line.

On the Ichabods' next possession, Jordan Brill hooked up with Sam Sissom for a 40-yard touchdown pass. The TD reception was Sissom's 39th of his Washburn career snapping the MIAA's record for touchdown receptions in a career passing the Dallas Cowboys' Jamaica Rector (Northwest Missouri) who recorded 38.

SBU's Robert Woodson cut the lead to 14-10 after he caught a 49-yard pass from John McCoy at the 1:41 mark of the first quarter. After one quarter, the Washburn defense held SBU (0-5, 0-3 MIAA) to -2 yards rushing.

In the second quarter, Washburn rolled off two straight rushing touchdowns via Ra'Shawn Mosley's 11-yard carry at the 7:29 mark and Trent Hearn's 3-yard dive with 4:33 remaining in the second quarter as the Ichabods took a 28-17 lead into the break.

To begin the second quarter, Washburn's Aaron Neal



picked off a Robert Clardy pass and returned it 74-yards for a touchdown putting the Ichabods up 35-17. On SBU's next possession, Washburn's Zach Watkins recovered a fumble and two plays later Mosley scampered 40-yards for a score putting the Ichabods up 42-17.

On SBU's next possession, the Ichabod defense came up with another stop as Fletcher Terrell picked off McCoy setting up Trent Hearn's 13-yard touchdown run increasing the Ichabods' lead to 49-17.

Walker opened the scoring in the fourth quarter on a 1-yard run at the 13:51 mark of the fourth quarter. SBU added a touchdown with 3:13 remaining, but the extra point was blocked by Roy Sims.

The teams combined for 1,039 yards in total offense with the Ichabods recording 644 - going over the 600-yard mark for the first time since they had 612 against Missouri-Rolla on Nov. 11, 2002. The Washburn defense held SBU to 88 yards in rushing on 28 carries. Mosley finished with 193 yards on 15 carries and two scores while Walker had 10 yards on 20 carries with two scores. Hearn also had two touchdowns scores as well.

Brill was 10 of 16 for 246 yards for the Ichabods. Sissom finished with three catches for 71 yards.

On defense, Neal led the team with six tackles (five solo) with a tackle for loss, a forced fumble and a sack as well as the interception returned for a touchdown.

No. 20 Washburn 56 Southwest Baptist 23

Sept. 30, 2006 • Topeka, Kan. • Yager Stadium • Attendance: 6,527

Washburn									
Rushing	No	Gain	Loss	Net	TD	Lg	Avg		
Mosley, Ra'Shawn	15	193	0	193	2	40	12.9		
Walker, Brandon	20	106	1	105	2	12	5.2		
Hearn, Trent	6	51	0	51	2	19	8.5		
Haug, Brad	3	19	0	19	0	9	6.3		
Mangino, Tommy	1	0	3	-3	0	0	-3.0		
Brill, Jordan	1	0	8	-8	0	0	-8.0		
Totals...	46	369	12	357	6	40	7.8		

Passing	Att	Cmp	Int	Yds	TD	Long	Sack
Brill, Jordan	16	10	1	246	1	53	1
Mangino, Tommy	2	1	0	41	0	41	0
Wofford, Beau	1	0	0	0	0	0	0
TEAM	1	0	0	0	0	0	0
Totals...	20	11	1	287	1	53	1

Receiving	No.	Yds	TD	Long
Sissom, Sam	3	71	1	40
Martin, James	2	61	0	53
Powers, Drameagon	2	33	0	26
Gardiner, Aaron	2	29	0	19
Ramsey, Ben	1	52	0	52
Brown, Matt	1	41	0	41
Totals...	11	287	1	53

Punting	No.	Yds	Avg	Long	In20	TB
Boswell, Ben	3	114	38.0	47	2	0
Totals...	3	114	38.0	47	2	0

Punts									
Kickoffs									
Intercepts									
All Returns	No	Yds	Lg	No	Yds	Lg	No	Yds	Lg
Sissom, Sam	2	10	10	0	0	0	0	0	0
Burgess, Marquetis	0	0	0	1	16	16	0	0	0
Neal, Aaron	0	0	0	0	0	0	1	74	74
Gaswick, Nathan	0	0	0	0	0	0	1	0	0
Terrell, Fletcher	0	0	0	4	125	47	1	0	0
Totals...	2	10	10	5	141	47	3	74	74

Field Goals				
Sabel, Connor	4th	06:03	48 yds	Missed

Southwest Baptist

Rushing	No	Gain	Loss	Net	TD	Lg	Avg
Clardy, Robert	10	63	22	41	1	38	4.1
Foster, Derrick	3	31	0	31	0	19	10.3
McCoy, John	3	15	2	13	0	7	4.3
Nicholson, Moine	7	16	6	10	0	9	1.4
Mays, Desmond	3	7	5	2	0	4	0.7
Smart, Nick	1	0	1	-1	0	0	-1.0
Packer, Jeremy	1	0	8	-8	0	0	-8.0
Totals...	28	132	44	88	1	38	3.1

Passing	Att	Cmp	Int	Yds	TD	Long	Sack
McCoy, John	20	10	2	180	1	49	0
Clardy, Robert	20	12	1	127	1	35	4
Totals...	40	22	3	307	2	49	4

Receiving	No.	Yds	TD	Long
Smart, Nick	9	111	1	35
Packer, Jeremy	3	30	0	10
Nicholson, Moine	2	44	0	23
Pride, Durrell	2	37	0	28
Mays, Desmond	2	9	0	8
Woodson, Robert	1	49	1	49
Thompson, Gary	1	22	0	22
Tucker, Jamar	1	4	0	4
Foster, Derrick	1	1	0	1
Totals...	22	307	2	49

Punting	No.	Yds	Avg	Long	In20	TB
Bowers, Tim	7	245	35.0	48	2	0
Totals...	7	245	35.0	48	2	0

Punts									
Kickoffs									
Intercepts									
All Returns	No	Yds	Lg	No	Yds	Lg	No	Yds	Lg
Packer, Jeremy	2	-4	2	0	0	0	0	0	0
Pride, Durrell	0	0	0	1	22	22	0	0	0
Foster, Derrick	0	0	0	4	82	33	0	0	0
Jones, Terry	0	0	0	1	20	20	0	0	0
Shelton, Lester	0	0	0	0	0	0	1	22	22
Totals...	2	-4	2	6	124	33	1	22	22

Field Goals				
Smith, Ryan	1st	08:55	29 yds	Good

Score by Quarters

Southwest Baptist	10	7	0	6	23	(0-5, 0-3)
Washburn	14	14	21	7	56	(4-1, 3-0)

Scoring Summary

1st Quarter

12:22	WU	Walker, Brandon	1 yd run	(Sabel, Connor kick)
08:55	SBU	Smith, Ryan	29 yd field goal	
07:30	WU	Sissom, Sam	40 yd pass from Brill, Jordan	(Sabel, Connor kick)
01:41	SBU	Woodson, Robert	49 yd pass from McCoy, John	(Smith, Ryan kick)

2nd Quarter

09:52	SBU	Smart, Nick	6 yd pass from Clardy, Robert	(Smith, Ryan kick)
07:29	WU	Mosley, Ra'Shawn	11 yd run	(Sabel, Connor kick)
04:33	WU	Hearn, Trent	3 yd run	(Sabel, Connor kick)

3rd Quarter

11:55	WU	Neal, Aaron	74 yd interception return	(Sabel, Connor kick)
09:42	WU	Mosley, Ra'Shawn	40 yd run	(Sabel, Connor kick)
07:54	WU	Hearn, Trent	13 yd run	(Sabel, Connor kick)

4th Quarter

13:51	WU	Walker, Brandon	1 yd run	(Sabel, Connor kick)
03:13	SBU	Clardy, Robert	14 yd run	(Smith, Ryan kick blocked)

Team Stats

	SBU	WU
FIRST DOWNS	17	24
RUSHES-YARDS (NET)	28-88	46-357
PASSING YDS (NET)	307	287
Passes Att-Cmp-Int	40-22-3	20-11-1
TOTAL OFFENSE PLAYS-YARDS	68-395	66-644
Fumble Returns-Yards	0-0	0-0
Punt Returns-Yards	2--4	2-10
Kickoff Returns-Yards	6-124	5-141
Interception Returns-Yards	1-22	3-74
Punts (Number-Avg)	7-35.0	3-38.0
Fumbles-Lost	2-1	2-2
Penalties-Yards	6-50	12-78
Possession Time	29:50	30:10
Third-Down Conversions	4 of 14	4 of 9
Fourth-Down Conversions	1 of 2	0 of 1
Red-Zone Scores-Chances	3-3	5-7
Sacks By: Number-Yards	1-8	4-22



Game 6 • No. 11 Pittsburg State 29, No. 19 Washburn 14 • Oct. 7, 2006

PITTSBURG, Kan. - The No. 11 Pittsburg State Gorillas handed the No. 19 ranked Washburn Ichabods their first loss of the MIAA season in a 29-14 setback at Carnie Smith Stadium in Pittsburg. The loss was the Ichabods (4-2, 3-1 MIAA) 16th in a row in Pittsburg dating back to Oct. 29, 1977.

The Gorillas (5-1, 3-1 MIAA) took the first lead of the game on a Nathan Alleman 27-yard field goal, but on the next possession, Trent Hearn caught a 49-yard screen pass capping a 5-play 65-yard drive putting the Ichabods up 7-3.

Another PSU field goal by Alleman cut the lead to one a 7-6 with 2:35 to play in the first quarter.

PSU scored the only points of the second quarter on a 39-yard pass play from Geno Walters, who entered the game for the injured Mark Smith, to Bryan Pray putting the Gorillas up 12-7 entering the halftime break.

At halftime, the Ichabods held PSU's all-American running back Germaine Race to 42 yards, with 31 yards coming on one carry and 54 yards total rushing. However, the Ichabods

were whistled for 78 yards in penalties, while the Gorillas went the first half without one being called.


To open the second half, PSU took the opening kickoff and traveled 75 yards in 1:26 pushing the lead to 12 at 19-7 with 13:23 remaining in the third quarter.

Ra'Shawn Mosley dove in from 4-yards out with 2:22 remaining in the third quarter to cut PSU's lead to 19-14, but it is as close as the Ichabods would

get the rest of the way as the Gorillas added a touchdown and a field goal in the final 10:59 of the final quarter leading to the 29-14 win.

Mosley led the Ichabods on the ground with 97 yards rushing averaging 6.5 yards per carry. Treant Hearn had 23 yards on the ground, but recorded new career highs in receptions (5) and yards (78) accounting for 101 all-purpose yards.

Sam Sissom had four receptions for 55 yards raising his career total to 3,138 passing Michael Driteleins' Washburn total of 3,103 for first on the all-time receiving chart.



Score by Quarters

Washburn	7	0	7	0	14	(4-2,3-1)
Pittsburg State	6	6	7	10	29	(5-1,3-1)

Scoring Summary

1st Quarter

10:50	PSU	Alleman, Nathan 27 yd field goal
08:07	WU	Hearn, Trent 49 yd pass from Brill, Jordan (Sabel, Connor kick)
02:35	PSU	Alleman, Nathan 26 yd field goal

2nd Quarter

05:46	PSU	Pray, Bryan 39 yd pass from Walters, Geno (Waters, Geno pass failed)
-------	-----	--

3rd Quarter

13:23	PSU	Farabi, Caleb 17 yd pass from Waters, Geno (Alleman, Nathan kick)
02:22	WU	Mosley, Ra'Shawn 4 yd run (Sabel, Connor kick)

4th Quarter

10:59	PSU	Ryan, Derek 17 yd pass from Waters, Geno (Alleman, Nathan kick)
04:06	PSU	Alleman, Nathan 38 yd field goal

Team Stats

	WU	PSU
FIRST DOWNS	16	25
RUSHES-YARDS (NET)	30-121	44-296
PASSING YDS (NET)	190	248
Passes Att-Comp-Int	24-13-3	21-14-1
TOTAL OFFENSE PLAYS-YARDS	54-311	65-544
Fumble Returns-Yards	0-0	0-0
Punt Returns-Yards	0-0	2-15
Kickoff Returns-Yards	6-176	3-57
Interception Returns-Yards	1-0	3-49
Punts (Number-Avg)	6-38.0	2-24.0
Fumbles-Lost	2-0	0-0
Penalties-Yards	12-108	7-62
Possession Time	26:32	33:28
Third-Down Conversions	5 of 12	6 of 12
Fourth-Down Conversions	0 of 0	0 of 0
Red-Zone Scores-Chances	1-1	4-6
Sacks By: Number-Yards	1-5	3-10

No. 19 Washburn 14 No. 11 Pittsburg State 29

Oct. 7, 2006 • Pittsburg, Kan.

Carnie Smith Stadium • Attendance: 8,577

Washburn

Rushing	No	Gain	Loss	Net	TD	Lg	Avg
Mosley, Ra'Shawn	15	105	8	97	1	20	6.5
Hearn, Trent	8	23	0	23	0	6	2.9
Walker, Brandon	4	15	4	11	0	7	2.8
Brill, Jordan	3	0	10	-10	0	0	-3.3
Totals...	30	143	22	121	1	20	4.0

Passing	Att	Comp	Int	Yds	TD	Long	Sack
Brill, Jordan	23	13	3	190	1	49	3
Mosley, Ra'Shawn	1	0	0	0	0	0	0
Totals...	24	13	3	190	1	49	3

Receiving	No.	Yds	TD	Long
Hearn, Trent	5	78	1	49
Sissom, Sam	4	55	0	25
Gardiner, Aaron	2	40	0	32
Lebahn, Jake	1	11	0	11
Powers, Drameagon	1	6	0	6
Totals...	13	190	1	49

Punting	No.	Yds	Avg	Long	In20	TB
Boswell, Ben	6	228	38.0	47	4	0
Totals...	6	228	38.0	47	4	0

All Returns	No	Yds	Lg	No	Yds	Lg	No	Yds	Lg
Gardiner, Aaron	0	0	0	2	62	39	0	0	0
Williams, Cary	0	0	0	2	45	23	1	0	0
Terrell, Fletcher	0	0	0	2	69	55	0	0	0
Totals...	0	0	0	6	176	55	1	0	0

Field Goals
none

Pittsburg State

Rushing	No	Gain	Loss	Net	TD	Lg	Avg
Race, Germaine	25	158	5	153	0	31	6.1
Waters, Geno	8	61	6	55	0	41	6.9
Pray, Bryan	1	36	0	36	0	36	36.0
Nelson, Marques	1	26	0	26	0	26	26.0
Collums, Tyler	2	9	0	9	0	7	4.5
Farabi, Caleb	4	8	0	8	0	6	2.0
Bean, Justin	1	7	0	7	0	7	7.0
Smith, Mark	1	3	0	3	0	3	3.0
TEAM	1	0	1	-1	0	0	-1.0
Totals...	44	308	12	296	0	41	6.7

Passing	Att	Comp	Int	Yds	TD	Long	Sack
Waters, Geno	18	13	1	236	3	39	1
Smith, Mark	2	1	0	12	0	12	0
Farabi, Caleb	1	0	0	0	0	0	0
Totals...	21	14	1	248	3	39	1

Receiving	No.	Yds	TD	Long
Pray, Bryan	4	108	1	39
Farabi, Caleb	3	27	1	17
Nelson, Marques	2	45	0	32
Clawson, Eric	2	19	0	14
Kush, Harrison	1	17	0	17
Ryan, Derek	1	17	1	17
Curran, Pierce	1	15	0	15
Totals...	14	248	3	39

Punting	No.	Yds	Avg	Long	In20	TB
Stephenson, Grant	2	48	24.0	33	1	0
Totals...	2	48	24.0	33	1	0

All Returns	No	Yds	Lg	No	Yds	Lg	No	Yds	Lg
Pray, Bryan	0	0	0	2	39	22	0	0	0
Kush, Harrison	2	15	12	1	18	18	0	0	0
West, Nathan	0	0	0	0	0	0	1	15	15
Tisdale, Geoff	0	0	0	0	0	0	1	24	24
Dellasega, Nick	0	0	0	0	0	0	1	10	10
Totals...	2	15	12	3	57	22	3	49	24

Field Goals

Alleman, Nathan	1st	10:50	27 yds	Good
Alleman, Nathan	1st	02:35	26 yds	Good
Alleman, Nathan	2nd	08:43	31 yds	Missed
Alleman, Nathan	4th	04:06	38 yds	Good



Game 7 • No. 2 Northwest Missouri 31, Washburn 25 • Oct. 14, 2006

TOPEKA - Zach Watkins returned a fumble 72 yards late in the fourth quarter to pull the Ichabods within five points of No. 2 Northwest Missouri State but came up short after the Bearcats ran the clock out and handed Washburn a 31-26 loss Saturday afternoon in front of 6,103 at Yager Stadium. Washburn fell to 4-3 and 3-2 in the MIAA while NWMSU stayed perfect at 7-0 and 5-0.


Beau Wofford, starting in his first game in place of injured Jordan Brill, was 5-of-12 for 69 yards in just his third game. Ra'Shawn Mosley was the leading rusher with 94 yards and a touchdown in 10 carries while Trent Hearn ran for 33 yards and a pair of touchdowns. Aaron Gardiner had 57 receiving yards in three catches.

After the Ichabods went three and out in their opening drive, the Bearcats had a 10-play, 87 yard drive that ended when quarterback Josh Mathews hit Mike Peterson on a 14-yard touchdown pass.

Washburn answered that score right away with a 53-yard run from Mosley, his fifth touchdown of the year and longest rush. After a bad snap on the extra point attempt, holder Jarod Tetuan was tackled as he tried to get the ball in, making the score 7-6 NWMSU after a quarter.

The Bearcats scored two touchdowns to start the second quarter and then the Ichabods pulled to within 21-13 at halftime. Trent Hearn found a hole on the left side and darted in for a 28-yard touchdown, his seventh of the year.

Northwest Missouri State scored to open the sec-



ond half but then threw interceptions on its next two drives. Adam Ewy picked off the first one at the NWMSU 26-yard line that set up a one-yard touchdown run for Hearn. The Ichabods could have closed the gap to eight points, but Connor Sabel missed his first extra-point attempt in 82 tries, making the score 28-19 with 4:35 left in the third quarter.

Tetuan then picked off a Mathews pass on the next Bearcat possession but the Ichabods offense couldn't capitalize on the turnover.

In the fourth quarter the Bearcats hit a 40-yard field goal to take a 12-point lead. Later they had

the ball with under two minutes to go looking like they could hold on for a victory. Bruce Ringwood sacked Mathews at the Washburn 28 yard-line, forcing a fumble that Watkins returned 72 yards for the score with 1:53 left in the game. Sabel's extra point was good but his onside kick attempt only went eight yards to his left before it bounced out of bounds.

The Bearcats got a first down on three rushes and then ran out the rest of the clock.

Ringwood and Aaron Neal led WU on defense with 12 tackles each. Ringwood had a pair of sacks while Ewy and Zach Watkins each had one.

The Bearcats had 25 first downs and allowed WU only eight. The Ichabods were able to stay in the game by taking advantage of two interceptions and a fumble.

No. 2 Northwest Missouri 31 Washburn 26

Oct. 14, 2006 • Topeka, Kan.

Yager Stadium • Attendance: 6,103

Washburn

Rushing	No	Gain	Loss	Net	TD	Lg	Avg
Mosley, Ra'Shawn	10	97	3	94	1	53	9.4
Hearn, Trent	12	40	7	33	2	28	2.8
Walker, Brandon	7	21	0	21	0	7	3.0
Totals...	29	158	10	148	3	53	5.1

Passing	Att	Comp	Int	Yds	TD	Long	Sack
Wofford, Beau	12	5	0	69	0	34	0
Walker, Brandon	2	0	1	0	0	0	0
Sissom, Sam	1	0	0	0	0	0	0
Totals...	15	5	1	69	0	34	0

Receiving	No.	Yds	TD	Long
Gardiner, Aaron	3	57	0	34
Sissom, Sam	2	12	0	16
Totals...	5	69	0	34

Punting	No.	Yds	Avg	Long	In20	TB
Boswell, Ben	5	195	39.0	52	2	0
TEAM	1	29	29.0	29	0	0
Totals...	6	224	37.3	52	2	0

Punts			Kickoffs			Intercepts		
All Returns	No	Yds	Lg	No	Yds	Lg	No	Yds
Gardiner, Aaron	0	0	0	1	21	21	0	0
Sissom, Sam	1	27	27	0	0	0	0	0
Williams, Cary	0	0	0	3	78	29	0	0
Tetuan, Jarod	0	0	0	0	0	0	1	0
Ewy, Adam	0	0	0	0	0	0	1	4
Totals...	1	27	27	4	99	29	2	4

Field Goals
none

Northwest Missouri

Rushing	No	Gain	Loss	Net	TD	Lg	Avg
Omon, Xavier	35	134	13	121	1	11	3.5
TEAM	2	0	4	-4	0	0	-2.0
Falkner, E.J.	2	5	19	-14	0	5	-7.0
Mathews, Josh	5	6	30	-24	0	5	-4.8
Totals...	44	145	66	79	1	11	1.8

Passing	Att	Comp	Int	Yds	TD	Long	Sack
Mathews, Josh	32	21	2	347	3	83	3
Totals...	32	21	2	347	3	83	3

Receiving	No.	Yds	TD	Long
Wright, Kendall	9	179	0	83
Peterson, Mike	4	65	2	24
Qaoud, Abe	3	49	1	27
Falkner, E.J.	2	35	0	18
Robinson, Raphael	2	18	0	10
Omon, Xavier	1	1	0	1
Totals...	21	347	3	83

Punting	No.	Yds	Avg	Long	In20	TB
Bradshaw, Jake	2	74	37.0	38	0	0
Totals...	2	74	37.0	38	0	0

Punts			Kickoffs			Intercepts		
All Returns	No	Yds	Lg	No	Yds	Lg	No	Yds
Wright, Kendall	2	12	12	2	81	50	0	0
Falkner, E.J.	0	0	0	1	15	15	0	0
LeFlore, Chris	0	0	0	0	0	0	1	5
Gannan, Josh	0	0	0	1	19	19	0	0
Totals...	2	12	12	4	115	50	1	5

Field Goals
Frevort, Tommy 2nd 00:00 38 yds Missed
Frevort, Tommy 4th 11:40 40 yds Good

Score by Quarters

Northwest Missouri	7	14	7	3	-	31 (7-0, 5-0)
Washburn	6	7	6	7	-	26 (4-3, 3-2)

Scoring Summary

1st Quarter

08:03	NWMSU	Peterson, Mike 14 yd pass from Mathews, Josh (Frevort, Tommy kick)
04:46	WU	Mosley, Ra'Shawn 53 yd run (Tetuan, Jarod rush failed)

2nd

13:14	NWMSU	Omon, Xavier 1 yd run (Frevort, Tommy kick)
06:14	NWMSU	Qaoud, Abe 27 yd pass from Mathews, Josh (Frevort, Tommy kick)
03:46	WU	Hearn, Trent 28 yd run (Sabel, Connor kick)

3rd

09:37	NWMSU	Peterson, Mike 22 yd pass from Mathews, Josh (Frevort, Tommy kick)
04:35	WU	Hearn, Trent 1 yd run (Sabel, Connor kick failed)

4th

11:40	NWMSU	Frevort, Tommy 40 yd field goal, 7-17 3
01:53	WU	Watkins, Zach 72 yd fumble recovery (Sabel, Connor kick)

Team Stats

	NWMSU	WU
FIRST DOWNS	25	8
RUSHES-YARDS (NET)	44-79	29-148
PASSING YDS (NET)	347	69
Passes Att-Comp-Int	32-21-2	15-5-1
TOTAL OFFENSE PLAYS-YARDS	76-426	44-217
Fumble Returns-Yards	0-0	1-72
Punt Returns-Yards	2-12	1-27
Kickoff Returns-Yards	4-115	4-99
Interception Returns-Yards	1-5	2-4
Punts (Number-Avg)	2-37.0	6-37.3
Fumbles-Lost	2-1	0-0
Penalties-Yards	2-15	5-48
Possession Time	37:08	22:52
Third-Down Conversions	9 of 16	5 of 12
Fourth-Down Conversions	0 of 1	0 of 0
Red-Zone Scores-Chances	4-6	1-1
Sacks By: Number-Yards	0-0	3-30




Game 8 • Truman 21, Washburn 7 • Oct. 21, 2006

KIRKSVILLE, Mo. – The Ichabods turned the ball over on six of their seven second-half possessions, setting up two Truman touchdowns as Washburn lost 21-7 to the Bulldogs on a wet afternoon at Stokes Stadium Saturday. The Ichabods had their record evened at 4-4 overall and 3-3 in the MIAA as they lost their third straight while TSU went to 4-4 and 4-2.

The Ichabods kept the ball on the ground for most of the day with Trent Hearn, Ra'Shawn Mosley and Brandon Walker each rushing for over 50 yards. Mosley had the lone WU touchdown on a five-yard run in the first quarter. Quarterback Beau Wofford, who threw the ball just once in the first half, was 3-for-7 for 19 yards and an interception.

Truman scored first on a short rush from Mickey Masucci. WU had to punt on its next possession and then got the ball



back as Fletcher Terrell recovered a TSU fumble on the return. Starting on the Truman 12-yard line, Mosley carried the ball three straight times to get the score.

The Ichabods fumbled on the opening drive in the second half and TSU's Terry Chandler returned it 30 yards for a touchdown to break the 7-7 tie.

The Ichabods also fumbled their first drive in the fourth quarter that set up a three-play, 16-yards touchdown drive for the Bulldogs.

Both teams had trouble moving the ball throughout the game. Washburn had nine first downs while TSU had eight. The two teams combined for just 316 total yards of offense, including just 33 through the air.

Washburn 7 Truman 21

Oct. 21, 2006 • Kirksville, Mo.
Stokes Stadium • Attendance: 2,500

Washburn						
Rushing	No	Gain	Loss	Net	TD	Lg Avg
Hearn, Trent	16	56	4	52	0	11 3.2
Mosley, Ra'Shawn	17	59	12	47	1	9 2.8
Walker, Brandon	14	52	13	39	0	18 2.8
Cole, Brad	4	17	1	16	0	12 4.0
Wofford, Beau	2	2	0	2	0	2 1.0
TEAM	2	0	24	-24	0	0-12.0
Totals...	55	186	54	132	1	18 2.4

Passing						
	Att	Cmp	Int	Yds	TD	Long Sack
Wofford, Beau	7	3	1	19	0	14 0
Totals...	7	3	1	19	0	14 0

Receiving				
	No.	Yds	TD	Long
Gardner, Aaron	2	15	0	14
Hearn, Trent	1	4	0	4
Totals...	3	19	0	14

Punting						
	No.	Yds	Avg	Long	In20	TB
Boswell, Ben	6	219	36.5	53	2	0
Totals...	6	219	36.5	53	2	0

Punts Kickoffs Intercepts								
All Returns	No	Yds	Lg	No	Yds	Lg	No	Yds
Williams, Cary	0	0	0	1	19	19	0	0
Wilhoite, Michael	0	0	0	2	0	0	0	0
Tetuan, Jarod	1	9	9	0	0	0	0	0
Sissom, Sam	4	11	5	0	0	0	0	0
Terrell, Fletcher	0	0	0	1	30	30	0	0
Totals...	5	20	9	4	49	30	0	0

Field Goals
none

Truman						
Rushing	No	Gain	Loss	Net	TD	Lg Avg
Ticich, Matt	21	89	8	81	2	18 3.9
Bembry, Marvin	13	58	2	56	0	37 4.3
Kenney, Phil	8	24	2	22	0	9 2.8
TEAM	2	0	8	-8	0	0 -4.0
Totals...	44	171	20	151	2	37 3.4

Passing						
	Att	Cmp	Int	Yds	TD	Long Sack
Ticich, Matt	4	1	0	14	0	14 0
Totals...	4	1	0	14	0	14 0

Receiving				
	No.	Yds	TD	Long
Kenney, Phil	1	14	0	14
Totals...	1	14	0	14

Punting						
	No.	Yds	Avg	Long	In20	TB
Masucci, Mickey	8	218	27.2	36	2	0
Totals...	8	218	27.2	36	2	0

Punts Kickoffs Intercepts								
All Returns	No	Yds	Lg	No	Yds	Lg	No	Yds
Rodriguez, Derek	1	-9	0	1	37	37	0	0
Sternberg, Eric	0	0	0	0	0	0	1	11
Totals...	1	-9	0	1	37	37	1	11

Field Goals
none

Score by Quarters

Washburn	7	0	0	0	7	(4-4,3-3)
Truman	7	0	7	7	21	(4-4,4-2)

Scoring Summary

1st Quarter

05:32	TSU	Ticich, Matt 1 yd run (Masucci, Mickey kick),
02:17	WU	Mosley, Ra'Shawn 5 yd run (Sabel, Connor kick)

3rd Quarter

13:10	TSU	Terry, Chandler 30 yd fumble recovery (Masucci, Mickey kick)
-------	-----	--

4th Quarter

11:20	TSU	Ticich, Matt 15 yd run (Masucci, Mickey kick)
-------	-----	---

Team Stats

	WU	TSU
FIRST DOWNS	9	8
RUSHES-YARDS (NET)	55-132	44-151
PASSING YDS (NET)	19	14
Passes Att-Cmp-Int	7-3-1	4-1-0
TOTAL OFFENSE PLAYS-YARDS	62-151	48-165
Fumble Returns-Yards	0-0	1-30
Punt Returns-Yards	5-20	1--9
Kickoff Returns-Yards	4-49	1-37
Interception Returns-Yards	0-0	1-11
Punts (Number-Avg)	6-36.5	8-27.2
Fumbles-Lost	5-5	1-1
Penalties-Yards	7-53	2-10
Possession Time	32:06	27:54
Third-Down Conversions	3 of 15	3 of 12
Fourth-Down Conversions	1 of 3	0 of 1
Red-Zone Scores-Chances	1-2	2-2
Sacks By: Number-Yards	0-0	0-0



Game 9 • Washburn 36, Emporia State 7 • Oct. 28, 2006

TOPEKA - The Washburn Ichabods snapped a three-game losing streak with a 37-6 win over arch-rival Emporia State on homecoming Saturday at Yager Stadium in the 103rd meeting between the two schools.

Emporia State (3-6, 2-5 MIAA) jumped on the board first as Lucas Sullivan caught a 14-yard pass from Ben Purkepile capping a 51-yard drive. On the extra point attempt, ESU was called for holding pushing the attempt back 10 yards and it was wide as ESU took the early 6-0 lead.


On the ensuing drive, Washburn (5-4, 4-3 MIAA) marched 60 yards in 13 plays covering 6:21 as Trent Hearn scored from 4-yards out and Connor Sabel added the extra point giving the Ichabods a 7-6 lead late in the first quarter. It was all the scoring the Ichabods would need as Washburn then added 30 straight points leading to the final margin of 29 points.

After both teams went nearly the entire second quarter without a score, Zach Watkins intercepted a Purkepile pass and returned it 19 yards for a score to put the Ichabods up 14-6 after the extra point.

The Hornets were held to a three-and-out on their next possession and the Ichabods drove from the ESU 41 to the ESU 6 and Sabel connected on a 23-yard yard field right before halftime pushing the Ichabods to a 17-6 lead at the break.

The Ichabods held the Hornets to 88 yards of total offense in the first half on 27 plays while the Ichabods gained 220 yards on 37 plays.

In the second half, Washburn's special teams came up big on the Hornets' first drive as Fletcher Terrell blocked an ESU punt and the Ichabods recovered it at the



ESU 17. Four plays later, Ra'Shawn Mosley crossed paydirt for the score and a 24-6 Washburn lead.

On ESU's ensuing drive, Terrell came up with an interception at the Washburn 34 setting up another Washburn score as the Ichabods drove 49 yards and 10 plays as staring linebacker Chris Brown scored from 1-yard out with 3:03 on the clock in the third quarter.

Washburn wrapped up the scoring with 17 seconds left in the game as Brandon Walker scampered 28 yards for the score and a 37-6 Washburn win.

Walker finished with 114 yards on the ground

on 21 carries to lead the Ichabods as Washburn gained 248 yards in rushing on 52 attempts. Mosley rushed for 62 and a score and Trent Hearn had 28 and a touchdown raising his career rushing total to 3,020 becoming the first Ichabod to rush for more than 3,000 in a career.

Beau Wofford, making his third start, was 11 for 19 for 170 yards with the majority of his yardage going to Aaron Gardiner who had four catches for 90 yards.

Defensively, the Ichabods were led by Jarod Tetuan who had eight tackles. Bruce Ringwood had seven tackles with three for loss and a fumble recovery.

Washburn held the Hornets to 168 total offensive yards, compared to 418 for the Ichabods. Washburn had a 36:05 to 23:55 advantage in time of possession including a 11:45 to 3:15 in the fourth quarter.

Emporia State 7 Washburn 37

Oct. 28, 2006 • Topeka, Kan.
Yager Stadium • Attendance: 6,093

Washburn

Rushing	No	Gain	Loss	Net	TD	Lg	Avg
Walker, Brandon	21	117	3	114	1	28	5.4
Mosley, Ra'Shawn	13	75	13	62	1	24	4.8
Hearn, Trent	7	29	1	28	1	9	4.0
Brown, Chris	6	25	0	25	1	12	4.2
Cole, Brad	2	19	0	19	0	10	9.5
Wofford, Beau	3	6	6	0	0	4	0.0
Totals...	52	271	23	248	4	28	4.8

Passing	Att	Cmp	Int	Yds	TD	Long	Sack
Wofford, Beau	19	11	2	170	0	43	1
TEAM	1	0	0	0	0	0	0
Sissom, Sam	1	0	0	0	0	0	0
Totals...	21	11	2	170	0	43	1

Receiving	No.	Yds	TD	Long
Gardiner, Aaron	4	90	0	43
Lebahn, Jake	4	38	0	15
Sissom, Sam	2	28	0	21
Powers, Drameagon	1	14	0	14
Totals...	11	170	0	43

Punting	No.	Yds	Avg	Long	In20	TB
Boswell, Ben	2	67	33.5	34	1	0
TEAM	1	16	16.0	16	0	0
Totals...	3	83	27.7	34	1	0

All Returns	No	Yds	Lg	No	Yds	Lg	No	Yds	Lg
Sissom, Sam	3	30	13	0	0	0	0	0	0
Williams, Cary	0	0	0	1	3	3	0	0	0
Watkins, Zach	0	0	0	0	0	0	1	19	19
Terrell, Fletcher	1	22	0	0	0	0	1	17	17
Totals...	4	52	13	1	3	3	2	36	19

Field Goals
none

Emporia State

Rushing	No	Gain	Loss	Net	TD	Lg	Avg
Ko, Seville	19	70	3	67	0	10	3.5
Whitworth, Justin	7	43	4	39	0	15	5.6
Hulings, Ryan	1	4	0	4	0	4	4.0
Wieser, Justin	2	3	2	1	0	3	0.5
Totals...	29	120	9	111	0	15	3.8

Passing	Att	Cmp	Int	Yds	TD	Long	Sack
Whitworth, Justin	15	2	1	11	0	8	1
Purkepile, Ben	10	6	1	46	1	14	0
Totals...	25	8	2	57	1	14	1

Receiving	No.	Yds	TD	Long
Sullivan, Lucas	3	15	1	14
Hulings, Ryan	1	12	0	12
Ko, Seville	1	8	0	8
Claibourn, Lance	1	8	0	8
Partridge, Sean	1	8	0	8
Biggs, Jarad	1	6	0	6
Totals...	8	57	1	14

Punting	No.	Yds	Avg	Long	In20	TB
Torres, Johnny	5	172	34.4	44	0	0
Hornets	1	0	0.0	0	0	0
Totals...	6	172	28.7	44	0	0

All Returns	No	Yds	Lg	No	Yds	Lg	No	Yds	Lg
Hulings, Ryan	1	13	13	3	75	38	0	0	0
Biggs, Jarad	0	0	0	2	25	15	0	0	0
Richter, Jake	0	0	0	0	0	0	2	8	6
Totals...	1	13	13	5	100	38	2	8	6

Field Goals
none

Score by Quarters

Emporia State	6	0	0	0	6	(3-6, 2-5)
Washburn	7	10	14	6	37	(5-4, 4-3)

Scoring Summary

1st Quarter

09:05	ESU	Sullivan, Lucas 14 yd pass from Purkepile, Ben (Edwards, Jeff kick failed)
02:40	WU	Hearn, Trent 4 yd run (Sabel, Connor kick)

2nd Quarter

02:28	WU	Watkins, Zach 19 yd interception return (Sabel, Connor kick)
00:03	WU	Sabel, Connor 23 yd field goal

3rd Quarter

09:47	WU	Mosley, Ra'Shawn 3 yd run (Sabel, Connor kick)
03:03	WU	Brown, Chris 1 yd run (Sabel, Connor kick),

4th Quarter

00:17	WU	Walker, Brandon 28 yd run (Sabel, Connor kick failed),
-------	----	--

Team Stats

	ESU	WU
FIRST DOWNS	13	18
RUSHES-YARDS (NET)	29-111	52-248
PASSING YDS (NET)	57	170
Passes Att-Comp-Int	25-8-2	21-11-2
TOTAL OFFENSE PLAYS-YARDS	54-168	73-418
Fumble Returns-Yards	0-0	0-0
Punt Returns-Yards	1-13	4-52
Kickoff Returns-Yards	5-100	1-3
Interception Returns-Yards	2-8	2-36
Punts (Number-Avg)	6-28.7	3-27.7
Fumbles-Lost	1-1	0-0
Penalties-Yards	2-17	8-60
Possession Time	23:55	36:05
Third-Down Conversions	5 of 12	7 of 17
Fourth-Down Conversions	0 of 1	4 of 5
Red-Zone Scores-Chances	1-1	4-6
Sacks By: Number-Yards	1-6	1-3



Game 10 • Washburn 14, Missouri Southern 13 • Nov. 4, 2006

JOPLIN, Mo. – The Washburn Ichabods pulled out a 14-13 win over Missouri Southern to secure its third straight winning season. With the win, the Ichabods improved to 6-4 and 5-3 in the MIAA while the Lions fell to 4-6 overall and 2-6 in conference play.

The Ichabods fell behind early as the Lions' Brian Malette hit a 45-yard field goal. But the Ichabods responded with a 4-play, 80-yard drive in 47 seconds as Chris Brown ripped off a 34-yard run putting the Ichabods on top.

In the second quarter, Brandon Walker scored on a 5-yard run as the Ichabods took a 14-3 lead into the halftime break.

In the third quarter, the Lions cut the lead to 14-10 on a Adam Hinspeter to Johnathon Terry 25-yard touchdown pass. Malette cut the lead to one with 4:10 remaining in the game on another field goal, this time from 27-yards out.

Afer forcing the Ichabods' into to punt the Lions took possession with 1:59 remaining in the game at the Ichabods' 34 yard



line. Hinspeter was dropped for a loss of one and then he connected a 26-yard pass to Colin Bado to the Washburn nine. Ater a pair of incomplete passes and a no gain rush the Lions lined up for the potential game-winning field goal from the Washburn nine. But the snap was bad and the Ichabods took possession and ran out the final 41 seconds on the clock for the win.

Washburn won despite recording only one first down in the second half as they ran 17 plays in the second half as the Ichabods had second half possession for 10:19. The Ichabod defense held the Lions to 144 yards in the second half.

Sam Sissom had 53 yards in receptions on five catches and Trent Hearn rushed for 62 yards.

On defense, Zach Watkins had 16 tackles including four solo stops.

Score by Quarters

Washburn	7	7	0	0	14	(6-4,5-3)
Missouri Southern	3	0	7	3	13	(4-6,2-6)

Scoring Summary

1st Quarter

08:12	MSSU	Malette,Brian	45 yd field goal
01:16	WU	Brown,Chris	34 yd run (Sabel,Connor kick)

2nd Quarter

12:24	WU	Walker,Brandon	5 yd run (Sabel,Connor kick)
-------	----	----------------	------------------------------

3rd Quarter

01:38	MSSU	Terry,Jonathon	25 yd pass from Hinspeter,Adam (Malette,Brian kick)
-------	------	----------------	---

4th Quarter

04:10	MSSU	Malette,Brian	27 yd field goal
-------	------	---------------	------------------

Team Stats

	WU	MSSU
FIRST DOWNS	12	22
RUSHES-YARDS (NET)	34-142	30-36
PASSING YDS (NET)	101	314
Passes Att-Comp-Int	19-7-0	47-29-2
TOTAL OFFENSE PLAYS-YARDS	53-243	77-350
Fumble Returns-Yards	0-0	0-0
Punt Returns-Yards	2-16	0-0
Kickoff Returns-Yards	2-47	2-34
Interception Returns-Yards	2-0	0-0
Punts (Number-Avg)	8-32.5	5-35.2
Fumbles-Lost	1-0	1-0
Penalties-Yards	4-35	5-71
Possession Time	25:01	34:59
Third-Down Conversions	2 of 12	6 of 16
Fourth-Down Conversions	0 of 1	1 of 3
Red-Zone Scores-Chances	1-3	2-3
Sacks By: Number-Yards	4-38	2-14

Washburn 14 Missouri Southern 13

Nov. 4, 2006 • Joplin, Mo.
Hughes Stadium • Attendance: 3,215

Washburn

Rushing	No	Gain	Loss	Net	TD	Lg	Avg
Hearn,Trent	14	66	4	62	0	33	4.4
Brown,Chris	7	54	0	54	1	34	7.7
Walker,Brandon	10	45	5	40	1	15	4.0
Wofford,Beau	3	0	14	-14	0	0	-4.7
Totals...	34	165	23	142	2	34	4.2

Passing	Att	Comp	Int	Yds	TD	Long	Sack
Wofford,Beau	19	7	0	101	0	30	2
Totals...	19	7	0	101	0	30	2

Receiving	No.	Yds	TD	Long
Sissom,Sam	5	53	0	18
Gardiner,Aaron	2	48	0	30
Totals...	7	101	0	30

Punting	No.	Yds	Avg	Long	In20	TB
Boswell,Ben	8	260	32.5	54	3	1
Totals...	8	260	32.5	54	3	1

All Returns	No	Yds	Lg	No	Yds	Lg	No	Yds	Lg
Sissom,Sam	2	16	10	0	0	0	0	0	0
Gardiner,Aaron	0	0	0	1	23	23	0	0	0
Williams,Cary	0	0	0	1	24	24	1	0	0
Talley,Henry	0	0	0	0	0	0	1	0	0
Totals...	2	16	10	2	47	24	2	0	0

Field Goals				
Sabel,Connor	2nd	10:07	32 yds	Missed

Missouri Southern

Rushing	No	Gain	Loss	Net	TD	Lg	Avg
Newman,Ronnell	4	43	0	43	0	31	10.8
Colbert,Fredie	12	22	0	22	0	4	1.8
Bado,Colin	1	2	0	2	0	2	2.0
Team	1	0	7	-7	0	0	-7.0
Hinspeter,Adam	12	28	52	-24	0	11	-2.0
Totals...	30	95	59	36	0	31	1.2

Passing	Att	Comp	Int	Yds	TD	Long	Sack
Hinspeter,Adam	47	29	2	314	1	26	4
Totals...	47	29	2	314	1	26	4

Receiving	No.	Yds	TD	Long
Bado,Colin	12	134	0	26
Norman,Isaac	7	69	0	21
Terry,Jonathon	3	37	1	25
Colbert,Fredie	3	36	0	17
Harding,Noah	2	21	0	13
Henry,Korie	1	11	0	11
Aiono,Anthon	1	6	0	6
Totals...	29	314	1	26

Punting	No.	Yds	Avg	Long	In20	TB
Hawkins,Brandon	5	176	35.2	44	1	0
Totals...	5	176	35.2	44	1	0

All Returns	No	Yds	Lg	No	Yds	Lg	No	Yds	Lg
Norman,Isaac	0	0	0	2	34	19	0	0	0
Totals...	0	0	0	2	34	19	0	0	0

Field Goals				
Malette,Brian	1st	08:12	45 yds	Good
Malette,Brian	4th	04:10	27 yds	Good