

Lady Blues Softball

#12

CF



Senior Ashley Webb

Lady Blues Softball

#26

P



Junior Kelly Swygert

WASHBURN

Lady Blues Softball

#13

SS



Junior Brooke DeVader

Lady Blues Softball

#27

C



Junior Mandi Daigh

LADY BLUES SOFTBALL

MIAA

2007 MEDIA GUIDE



2007 Washburn Lady Blues Schedule

Fri., Feb. 9	vs Southwestern Oklahoma State	Weatherford, Okla.	1 p.m.	DH	Sun., March 25	vs St. Cloud State	St. Joseph, Mo.	8:30 a.m.	
Sat., Feb. 10	at Oklahoma Panhandle State	Goodwell, Okla.	TBA	DH	Tues., March 27	Missouri Southern*	Topeka, Kan.	1 p.m.	DH
Sun., Feb. 11	vs Adams State	Goodwell, Okla.	TBA	DH	Wed., March 28	Southwest Baptist*	Topeka, Kan.	1 p.m.	DH
West Texas A&M Tournament - Feb. 23-24					Nebraska-Omaha Tournament - March 31-April 1				
Fri., Feb. 23	vs Oklahoma Panhandle State	Canyon, Texas	11 a.m.		Fri., March 31	vs Southwest Minnesota	Omaha, Neb.	9 a.m.	
Fri., Feb. 23	vs Southeastern Oklahoma	Canyon, Texas	1 p.m.		Fri., March 31	vs Minnesota State	Omaha, Neb.	1 p.m.	
Sat., Feb. 24	Championship Bracket Play	Canyon, Texas	TBA		Fri., March 31	vs Minnesota-Duluth	Omaha, Neb.	3 p.m.	
Sun., Feb. 25	at West Texas A&M	Canyon, Texas	11 a.m.	DH	Sat., April 1	at Nebraska-Omaha	Omaha, Neb.	9 a.m.	
Central Oklahoma Classic - March 2-4					Sat., April 1	vs Augustana	Omaha, Neb.	11 a.m.	
Fri., March 2	at Central Oklahoma	Edmond, Okla.	12:30 p.m.		Fri., April 6	at Truman*	Kirksville, Mo.	2 p.m.	DH
Fri., March 2	vs Midwestern State	Edmond, Okla.	3 p.m.		Sat., April 7	at Central Missouri*	Warrensburg, Mo.	noon	DH
Sat., March 3	vs Southwestern Oklahoma	Edmond, Okla.	noon		Wed., April 11	vs Emporia State* (HSP)	Topeka, Kan.	5 p.m.	DH
Sat., March 3	at Central Oklahoma	Edmond, Okla.	2:30 p.m.		Northwest Missouri Tournament - April 14-15				
Sun., March 4	vs Northeastern State	Edmond, Okla.	noon		Sat., April 14	vs SIU-Edwardsville	Maryville, Mo.	9 a.m.	
Sun., March 4	at Central Oklahoma	Edmond, Okla.	2:30 p.m.		Sat., April 14	vs Truman	Maryville, Mo.	3 p.m.	
Tues., March 6	Pittsburg State	Topeka, Kan.	1 p.m.	DH	Sat., April 14	vs Emporia State	Maryville, Mo.	5 p.m.	
Wed., March 7	Ottawa	Topeka, Kan.	1 p.m.	DH	Sun., April 15	vs South Dakota	Maryville, Mo.	11 a.m.	
St. Edward's University Invite - March 9-11					Sun., April 15	vs Minnesota State-Mankato	Maryville, Mo.	3 p.m.	
Fri., March 9	vs New Mexico Highlands	Austin, Texas	10 a.m.		Tues., April 17	at Pittsburg State*	Pittsburg, Kan.	3 p.m.	DH
Fri., March 9	vs Incarnate Word	Austin, Texas	3 p.m.		Thurs., April 19	Northwest Missouri*	Topeka, Kan.	3 p.m.	DH
Sat., March 10	vs St. Mary's (Texas)	Austin, Texas	12:30 p.m.		Sat., April 21	at Fort Hays State*	Hays, Kan.	2 p.m.	DH
Sat., March 10	at St. Edwards (Texas)	Austin, Texas	5:30 p.m.		Tues., April 24	Missouri Western*	Topeka, Kan.	3 p.m.	DH
Sun., March 11	vs Baker	Austin, Texas	2 p.m.		Thurs., April 26	Park	Topeka, Kan.	3 p.m.	DH
Emporia State University Tournament - March 17-18					Central Missouri Tournament - April 27-28				
Sat., March 17	vs Central Oklahoma	Emporia, Kan.	4:30 p.m.		Fri., April 27	at Central Missouri	Warrensburg, Mo.	3 p.m.	
Sat., March 17	vs Minnesota-Crookston	Emporia, Kan.	7 p.m.		Fri., April 27	vs Pittsburg State	Warrensburg, Mo.	7 p.m.	
Sun., March 18	vs Bemidji State	Emporia, Kan.	9 a.m.		Sat., April 28	vs Oklahoma City	Warrensburg, Mo.	10 a.m.	
Sun., March 18	vs Fort Hays State	Emporia, Kan.	2 p.m.		Sat., April 28	vs Northwest Missouri	Warrensburg, Mo.	2 p.m.	
Sun., March 18	vs Cameron	Emporia, Kan.	4:30 p.m.		MIAA Postseason Tournament - May 4-5				
Missouri Western State University Invite - March 23-25					NCAA Regional Tournament - May 10-14 -- TBA, Campus Sites				
Fri., March 23	vs Upper Iowa	St. Joseph, Mo.	5 p.m.		NCAA Division II World Series - May 17-21 -- Akron, Ohio				
Fri., March 23	vs Pittsburg State	St. Joseph, Mo.	7 p.m.		*MIAA Game				
Sat., March 24	vs Minnesota State	St. Joseph, Mo.	10:30 a.m.		HSP-Hummer Sports Park off MacVicar and 6th				
Sat., March 24	vs Concordia	St. Joseph, Mo.	12:30 p.m.						

This Is Washburn Softball



**Page
6**



**Page
10**



**Page
22**



2007 Lady Blues Outlook

Washburn Numerical Roster	6
Washburn Alphabetical Roster	6
Washburn Pronunciation Guide	6
Miscellaneous Roster Information	6
Team Photo	7
Season Preview	7-8

2007 Lady Blues Profiles

<i>Returning Lady Blues</i>	<i>10-17</i>
Senior Ashley Webb	10
Junior Kelly Swygert	11
Junior Brooke DeVader	12
Junior Mandi Daigh	13
Senior Lindsey Mansfield	14
Junior Malarie Fellers	15
Junior Mandy Tarbutton	16
Sophomore Dani White	17
<i>Lady Blues Newcomers</i>	<i>18-19</i>
Redshirt Freshman Tish Williams	18
Freshman Whitney Tapp	18
Freshman Danielle Hodge	18
Freshman Jessie Batres	18
Freshman Monica DeLaGarza	19
Freshman Nicole Perkuhn	19
Freshman Kayla Long	19
Freshman Megan Kimerer	19
Lady Blues Personality Chart	20

2007 Coaching Staff

Head Coach Lisa Carey	22-24
Assistant Coach Joe Dee Tarbutton	24

2006 Season In Review

Season Recap	26
Lady Blues Individual Statistics	27
Season Results	28

Washburn Sports Information

Sports Information Director	Gene Cassell
SID Office Phone	(785) 670-1791
SID Home Phone	(785) 357-5094
SID Fax	(785) 670-1091
e-mail	gene.cassell@washburn.edu
Assistant SID	Jeremy Wangler
e-mail	jeremy.wangler@washburn.edu
Athletics Web site	www.wusports.com
Overnight address	1700 SW College Topeka, KS 66621

Credits

The 2007 Washburn University Softball Media Guide was written and designed by Gene Cassell, sports information director. Editorial assistance provided by Jeremy Wangler, assistant SID. Players' mug shots and some action photos were also taken by Cassell. Campus photos were provided by Peggy Clark, Washburn University photographer. Coaches and player photos of opposing schools courtesy of each respective school's sports information office. Topeka photos courtesy of Topeka Visitor and Convention Bureau. Heartland Park photos courtesy of Heartland Park, Topeka. Historical photos from Kaw Yearbook and previous softball media guides.

The guide was printed by Capital Graphics of Topeka.



The 2006 Lady Blues Media Guide

The 2006 Washburn Lady Blues Basketball Media guide was named "Third in the Nation" by the College Sports Information Directors Association of America.

2006 Season In Review (continued)

Lady Blues Season Awards	29
Team and Individual Superlatives	29
2006 MIAA Standings	30
2006 MIAA All-Conference Teams	30
2006 MIAA Tournament Recap	30
2006 MIAA Team Leaders	31
2006 MIAA Individual Leaders	31-32
MIAA Record Book	32-33
About the MIAA	34

Lady Blues History

Lady Blues All-Americans	36
NCAA Postseason Play	36
Lady Blues Honor Roll	37
Lady Blues Year by Year Summary	38
Annual Hitting and Pitching Leaders	38
Lady Blues Record Book	39-40
Lady Blues Season Highs	41
Lady Blues Career Highs	41
Lady Blues in the NCAA Tourney	42-43
Lady Blues NCAA Record Book	42-43
Lady Blues NCAA Box Scores	43
Lady Blues Opponent Series History	44-46
Lady Blues Year by Year	47-52
Lady Blues All-Time Roster	52


Lady Blues Opponents

Lady Blues 2007 Tournaments	54
MIAA Opponents	55-57
Lady Blues Opponent Records	58

About Washburn

About Washburn	60-61
2005-06 Athletics Season In Review	62
Athletic Success at Washburn	63
Administrative Staff	64
Coaching and Support Staff	65
University Directory	66
About Topeka	67
Washburn Facilities	68-69
The Washburn Softball Complex	70

**Page
26**



REVIEW

**Page
36**



**Page
54**



PPONENTS

**Page
60**



WASHBURN



PLAYERS

COACHES

REVIEW

RECORDS

HISTORY

OPPONENTS

WASHBURN

Media Information

The 2007 Washburn University Softball Media Guide is intended to provide information for writers, broadcasters, sports editors, sports information personnel and fans who follow the Lady Blues. Material in the guide was current as of the printing deadline of Jan. 17, 2007. Additional information is available in the Washburn Sports Information Office and through weekly releases available to personnel from accredited media outlets covering the Lady Blues and on the athletic department Web site.

Washburn University is in Topeka, Kan., at the intersection of 21st street and Washburn Avenue. Lee Arena is located in the Petro Allied Health Center at the east edge of the Washburn campus. Parking for the facility is across from the press box.

The Washburn University Sports Information Office is located in room 200D of the Petro Allied Health Center. Office hours are from 8:30 a.m. to 5 p.m., Monday through Friday. Phone: 785-670-1791; Fax: 785-670-1091. You may e-mail the SID office at gene.cassell@washburn.edu.

Media credentials are available to personnel from accredited media outlets by contacting Gene Cassell, Sports Information Director, Washburn University, Topeka, Kansas 66621. Media may also call the office for access to the softball complex as seating is limited.

Radio stations wishing to broadcast from the softball complex should make broadcast requests through the Sports Information Office. Telephones for writers from which to file are available in the softball complex press box.

Media services include lineups, plus statistics and game notes for each team. Complete stat packets will be available approximately five minutes after the completion of the game.

Postgame interviews with Coach Lisa Carey are available to media personnel after her brief meeting with the team immediately following the game.

Players will not be made available between games of a double-header.

Lady Blues Softball Quick Facts

General Information

Name of School Washburn University
City/Zip Topeka, KS 66621
Founded 1865
Enrollment 7,400
Nickname Lady Blues
School Colors Yale Blue and White
Facility WU Softball Complex
Press Box Number 785-670-2511
Surface Grass
Dimensions L 200, R - 200, C- 220
Affiliation NCAA Division II
Conference MIAA
President Dr. Jerry Farley
Alma Mater, Yr. Oklahoma '67
Athletics Director Loren Ferre'
Alma Mater, Yr. Texas Christian '71
Athletic Dept. Phone 785-670-1134
Fax 785-670-1091

History

First year of softball 1970
Overall all-time record 888-568-1 (.610) / 37th season
No of years in national playoffs 6
(4 NAIA - 1985-88), (2 NCAA - 1999, 2006)

Coaching Staff

Head Coach Lisa Carey
Alma Mater, year Oklahoma, 2002
Record at Washburn, years .132-86 (.606) (5th season)
Overall Record same
Softball Office Phone 785-670-1797
Best time of day to call 11 a.m. - 1 p.m.
Assistant coach Joe Dee Tarbutton

Sports Information

Sports Information Director Gene Cassell
SID office phone 785-670-1791
SID E-Mail gene.cassell@washburn.edu
Home phone 785-357-5094
Assistant SID Jeremy Wangler
Softball SID Cassell
office phone same
home phone same
SID fax 785-670-1091
Press Box Phone 785-670-2511
SID mailing address 1700 College
Topeka, Kan. 66621
Overnight Address Petro Allied Health Center,
Room 200 D-E
Topeka, KS 66621
Athletics Web Site www.wusports.com

Covering the Lady Blues

PRINT

Topeka Capital-Journal

785.295.1188
785.295.1230 Fax
616 Jefferson, Topeka, KS 66607
1.800.777.7171
Sports Editor: Eric Turner
WU Beat Writer: Ken Corbitt
785.295.1123

Kansas City Star

816.234.4355
816.234.4360 Fax
1729 Grand Ave., Kansas City, MO 64108
Small College Beat Writer: David Boyce

Salina Journal

785.827.6363
785.827.6060 Fax
P.O. Box 779, Salina, KS 67401
800.827.6363

Wichita Eagle

800.825.6397
316.268.6536 Fax
825 East Douglas, Wichita, KS 67201
Small College Beat Writer

Hutchinson News

800.766.5772
316.662.4186 Fax
P.O. Box 190, Hutchinson KS, 67504
Sports Editor

Washburn Review

785.233.3211
785.231.1035 Fax
1700 SW College, Topeka, KS 66621
Sports Editor

RADIO STATIONS

WIBW (580AM/94.5FM)

785.297.9797
785.272.3536 Fax
P.O. Box 119, Topeka, KS 66601
Sports Department: Bruce Steinbrock

WIRE SERVICES

Associated Press

800.852.4844
816.421.3590 Fax
215 West Pershing, Kansas City, MO
64108

TV STATIONS

KSNT-27 (NBC)

785.582.3222
785.582.5283 Fax
P.O. Box 2700, Topeka, KS 66601
Sports Director: Johnny Kane

WIBW-13 (CBS)

785.272.7030
785.271.0418 Fax
P.O. Box 119, Topeka, KS 66601
Sports Director: Mark Ewing

KTGA-49 (ABC)

785.273.4949
785.215.8495 Fax
2121 SW Chelsea Dr. Topeka, KS 66614
Sports Director: Nic Griffith



2007 WASHBURN SOFTBALL

OUTLOOK



PLAYERS

COACHES

REVIEW

RECORDS

HISTORY

OPPONENTS

WASHBURN

2007 Lady Blues Roster

NUMERICAL ROSTER

##	Name	Pos.	B/T	Ht	Class	Exp.	Hometown/High School (College)
3	Whitney Tapp	C	R/R	5-2	Fr.	HS	Blue Springs, Mo./Blue Springs South High School
5	Malarie Fellers**	2B	B/R	5-4	Jr.	2L	Edmond, Okla./Deer Creek High School
7	Danielle Hodge	1B	R/R	5-7	Fr.	HS	Lenexa, Kan./Shawnee Mission West High School
8	Mandy Tarbutton**	OF	R/R	5-7	Jr.	2L	Maple Hill, Kan./St. Mary's High School
12	Ashley Webb***	OF	R/R	5-11	Sr.	3L	Prairie Village, Kan./Bishop Miege High School
13	Brooke DeVader**	SS	R/R	5-8	Jr.	2L	Emmett, Kan./St. Mary's High School
14	Lindsey Mansfield*	OF	B/R	5-5	Sr.	1L	Nixa, Mo./Nixa High School (Coffeyville CC)
17	Tish Williams	3B	R/R	5-6	Fr.-Rs.	SQ	Edmond, Okla./Edmond Memorial High School
18	Jessie Batres	3B	R/R	5-9	Fr.	HS	Kansas City, Mo./Oak Park High School
19	Monica DeLaGarza	OF	R/R	5-5	Fr.	HS	Freer, Texas/Freer High School
20	Dani White*	1B	R/R	5-9	So.	1L	Berryton, Kan./Shawnee Heights High School
21	Nicole Perkuhn	P/OF	R/R	5-11	Fr.	HS	Topeka, Kan./Washburn Rural High School
22	Kayla Long	P	R/R	5-7	Fr.	HS	Princeton, Texas/Princeton High School
23	Megan Kimerer	P	L/L	5-2	Fr.	HS	Kansas City, Mo./St. Pius X High School
26	Kelly Swygert**	P	R/R	5-8	Jr.	2L	Topeka, Kan./Mission Valley High School
27	Mandi Daigh*	C	R/R	5-6	Jr.	1L	Overland Park, Kan./Blue Valley West High School (Neb.-Omaha)

Head Coach: Lisa Carey 132-86 (.606) -- fifth season

Assistant Coach: Joe Dee Tarbutton -- second season

ALPHABETICAL ROSTER

##	Name	Pos.	Cl.
18	Jessie Batres	3B	Fr.
27	Mandi Daigh*	C	Jr.
19	Monica DeLaGarza	OF	Fr.
13	Brooke DeVader**	SS	Jr.
5	Malarie Fellers**	2B	Jr.
7	Danielle Hodge	1B	Fr.
23	Megan Kimerer	P	Fr.
22	Kayla Long	P	Fr.
14	Lindsey Mansfield*	OF	Sr.
21	Nicole Perkuhn	P/OF	Fr.
26	Kelly Swygert**	P	Jr.
3	Whitney Tapp	C	Fr.
8	Mandy Tarbutton**	OF	Jr.
12	Ashley Webb***	OF	Sr.
20	Dani White*	1B	So.
17	Tish Williams	3B	Fr.-Rs.

By CLASS

Seniors (2): Lindsey Mansfield, Ashley Webb

Juniors (5): Malarie Fellers, Mandy Tarbutton, Brooke DeVader, Kelly Swygert, Mandi Daigh

Sophomores (1): Dani White

Redshirt Freshmen (1): Tish Williams

Freshmen (7): Whitney Tapp, Danielle Hodge, Jessie Batres, Nicole Perkuhn, Kayla Long, Megan Kimerer, Monica DeLaGarza

By HEIGHT

5-2: Whitney Tapp, Megan Kimerer

5-4: Malarie Fellers

5-5: Lindsey Mansfield, Monica DeLaGarza

5-6: Tish Williams, Mandi Daigh

5-7: Mandy Tarbutton, Danielle Hodge, Kayla Long

5-8: Brooke DeVader, Kelly Swygert

5-9: Dani White, Jessie Batres

5-11: Ashley Webb, Nicole Perkuhn

By STATE/HOMETOWN

Kansas (8):

Barryton: Dani White

Emmett: Brooke DeVader

Lenexa: Danielle Hodge

Maple Hill: Mandy Tarbutton

Overland Park: Mandi Daigh

Prairie Village: Ashley Webb

Topeka: Nicole Perkuhn, Kelly Swygert

Missouri (4):

Blue Springs: Whitney Tapp

Nixa: Lindsey Mansfield

Kansas City: Jessie Batres, Megan Kimerer

Oklahoma (2):

Edmond: Malarie Fellers, Tish Williams

Texas (2):

Princeton: Kayla Long

Freer: Monica DeLaGarza

PRONUNCIATION GUIDE

Mandi Daigh

Day

Megan Kimerer

Kim-er

Kelly Swygert

SWI (rhymes with sky) - gert

Nicole Perkuhn

PER-Coon

By POSITION

Catchers: Whitney Tapp, Mandi Daigh

First Basemen: Danielle Hodge, Dani White

Second Basemen: Malarie Fellers

Third Basemen: Tish Williams, Jessie Batres

Shortstop: Brooke DeVader

Outfielders: Mandy Tarbutton, Ashley Webb, Lindsey Mansfield, Nicole Perkuhn, Monica DeLaGarza

Pitchers: Kayla Long, Megan Kimerer, Kelly Swygert



By Gene Cassell
Washburn Sports Information Director

Coming off their first NCAA Postseason Tournament appearance since the 1999 season and returning nine letterwinners and six position players, the Washburn Lady Blues softball team has high hopes entering the 2007 season.

Following their 36-21 season from a year ago, Washburn returns six of their top eight hitters in the lineup and their top pitcher while adding one of the top recruiting classes under fifth year head coach Lisa Carey, the Lady Blues are ready to get the ball rolling.

"We're ready to go," Carey said. "We've had a solid fall season and the first weeks of this spring have really gone well for us. We're really starting to gel and we're ready to get going."

In 2006, the Lady Blues returned to the NCAA Tournament after receiving an at-large bid to the North Central Tournament. Even though the Lady Blues were handed an early exit, the experience of playing in the tournament and knowing what it takes to play in the postseason should pay dividends for the squad.

"We do have a lot of experience back from our team from last season," Carey said. "This should help us and it should also help the upperclassmen pull the new kids along so we can get back to the postseason."

The Returners

The Lady Blues return nine letterwinners and six starting position players to begin the 2007 season. Washburn has two second team all-MIAA selections in senior centerfielder Ashley Webb and junior pitcher Kelly Swygert.

Webb has started all 170 games in her Washburn career in center for the Lady Blues and she ranks 11th on the all-time hit chart and sixth on the runs scored chart.

Swygert recorded 20 wins in her sophomore season pitching for the Lady Blues winning 11 more games than she did her first campaign at Washburn. In two years at Washburn, Swygert has gone 29-16.

Earning honorable mention all-MIAA honors was junior shortstop Brooke DeVader. DeVader moved to shortstop from first base after her freshman season. As sophomore, DeVader batted .307 with team-highs of 17 doubles and 51 RBI. Her 6 RBI against Oklahoma Panhandle was a school record.

Securing the Lady Blues only all-region selection was junior catcher Mandi Daigh. Daigh batted .289 with 44 hits and 18 RBI garnering NFCA Second team all-region honors after transferring from Nebraska-Omaha following her freshman season.

Joining Webb in the outfield will be junior leftfielder Mandy Tarbutton. Tarbutton batted .281 as a sophomore collecting 52 hits. She has started all 113 games

PLAYERS

COACHES

REVIEW

RECORDS

HISTORY

OPPONENTS

WASHBURN

2007 Lady Blues Season Preview



2007 Lady Blues Softball: (front row) Megan Kimerer, Lindsey Mansfield, Malarie Fellers, Mandi Daigh, Monica DeLaGarza, Tish Williams, Mandy Tarbutton, Kim Lyons, Whitney Tapp. (back row) Danielle Hodge, Brooke DeVader, Dani White, Nicole Perkuhn, Ashley Webb, Jessie Batres, Kelly Swygert, Michelle Converse, Kayla Long.



PLAYERS

COACHES

REVIEW

RECORDS

HISTORY

OPPONENTS

WASHBURN

2007 Lady Blues Season Preview

of her Washburn career after earning honorable mention all-MIAA honors as a freshman.

Coming back to second base where she has started all 113 games of her career is junior Malarie Fellers. Fellers batted .256 last season with 26 runs scored. She enters this season within striking distance of the Washburn all-time assist record needing 113 to put her name on top of the charts.

Moving to first base after starting all 57 games last season at the hot corner will be sophomore Dani White. White set the school's single-season home run record in her first season at Washburn after hitting 12 dingers while batting .290 with 11 doubles and 37 RBI.

Looking for time in the outfield will be senior Lindsey Mansfield. In her first season at Washburn, Mansfield started five games playing in 34 after transferring from Coffeyville Community College after her sophomore season. She batted .238 with 13 runs scored.

After sitting the 2006 season out, redshirt freshman Tish Williams is ready to step in the lineup taking over third base duties. Williams is a powerful hitter who batted .500 with 13 home runs, 44 runs scored and 40 RBI as a senior at Edmond, Oklahoma's Memorial High School en route to Co-Player of the Year honors in her hometown.

"Our returners will really push each other," Carey said. "They want to return to the postseason and will do everything in their ability to make sure it happens."

Newcomers

The Lady Blues will have seven talented faces looking to make



Ashley Webb



Kelly Swygert



Brooke DeVader



Madhni Daigh



Malarie Fellers



Mandy Tarbutton



Dani White



Lindsey Mansfield

an impact in their first year in a Washburn uniform.

With only one pitcher returning from 2006 in Swygert, Carey went out and recruited three hurlers who will all see time this spring.

A trio of freshmen in Nicole Perkuhn, Kayla Long and Megan Kimerer will add to the depth of the pitching staff. Perkuhn was a three-time all-league pick while earning all-state honors as a senior. Long was a three-time all-district honoree and picked as MVP her last two prep seasons. Kimerer was named all-district and all-league four seasons with all-state honors as a senior.

"Our pitching staff will be greatly improved with the added depth from our newcomers and our skill level will increase as well," Carey said. "They will be great additions to the staff."

Freshman Whitney Tapp will look for time at catcher in her first season at Washburn after earning all-district honors and helping lead her summer club team to the 2005 USSSA National Championship and two state USSSA titles.

A pair of freshman infielders will also look for playing time in first baseman Danielle Hodge and third baseman Jessie Batres. Hodge was an all-metro pick from Lenexa, Kan. and Batres was an all-state, all-region and all-metro pick as a senior.

"We've really added to our overall team speed and depth from last season with the new additions," Carey said. "We will have many options on decisions we can make depending on the situations we are in."



2007 WASHBURN SOFTBALL

PLAYERS



PLAYERS
COACHES
REVIEW
RECORDS
HISTORY
OPPONENTS
WASHBURN



#12 ASHLEY WEBB

Outfield | 5-11 | Senior
Prairie Village, Kan. | Bishop Miege High School
Bats: Right | Throws: Right



Off the Field

Full Name
Ashley Constance Webb
Birthplace
Kansas City, Mo.
Birthdate
Nov. 5, 1984
Parent's Name
Bobby and Carol Webb
Major
Social Work

Career Highs

At Bats
5, three times
Runs Scored
3, three times
Hits
3, four times
Runs Batted In
4, two times
Doubles
2, vs Okla. Panhandle 2/4/06
Triples
1, two times
Home Runs
2, three times
Total Bases
9, two times
Walks
2, two times
Strikeouts
3, three times
Sacrifice Hits
2, vs Truman 4/10/06
Stolen Bases
1, 14 times
Putouts
7 vs ESU 4/20/05
Assists
1, 13times

At Washburn

A career .292 hitter with 147 hits, 28 doubles, 12 home runs and 98 runs scored with 59 RBI ... she ranks 11th on the all-time hit chart and sixth on the runs scored chart.

As a Junior in 2006

Named second team all-MIAA after leading the team with 34 runs scored while collecting 44 hits with 11 doubles and nine RBI ... had two, two home runs games and 11 multi hit game sand six multi RBI games ... had 4 RBI against Central Missouri in the MIAA Tournament with three hits and two runs scored ...also had four outfield assists and 61 putouts.

As a Sophomore in 2005

Named first team all-MIAA after batting .316 while tying for the team lead with 31 runs scored ... became the 14th Lady Blue to hit 14 home runs in a single game when she accomplished the feat on May 5 against Northwest Missouri ... batted .400 in MIAA play ... had six assists from her centerfield position.

As a Freshman in 2004

Named honorable mention all-MIAA in the outfield after leading the Lady Blue outfielders with five assists while batting .284 ... second on the team with 54 base hits and led the team with 33 runs scored ... hit first collegiate home run in an 8-5 win over Northeastern State on Feb. 28 after going 2-3 while driving in three runs and scoring three runs.

Background

Was a two-time first team all-conference selection.

Personal

Born Nov. 5, 1984 ... daughter of Bobby and Carol Webb ... majoring in social work.



Webb's Career Stats

Year	Avg.	GP-GS	AB	R	H	2B	3B	HR	RBI	TB	SLG	BB	HP	SO	OB%	SF	SH	SB-A	PO	A	E	Fld
2004	.284	57-57	190	33	54	10	0	1	14	67	.353	12	4	26	.340	0	5	5-7	72	3	5	.938
2005	.316	56-56	155	31	49	7	1	2	14	64	.413	19	0	18	.389	1	7	6-6	70	6	3	.962
2006	.277	57-57	159	34	44	11	1	9	31	84	.528	13	5	27	.346	2	8	3-3	61	4	2	.970
TOTAL	.292	170-170	504	98	147	28	2	12	59	215	.427	44	9	71	.357	3	20	14-16	203	13	10	.956



#26 KELLY SWYGERT

Pitcher | 5-8 | Junior
Topeka, Kan. | Mission Valley High School
Bats: Right | Throws: Right

Off the Field

Full Name

Kelly Leone Swygert

Birthplace

Topeka, Kan.

Birthdate

Jan. 14, 1986

Parent's Name

Mike & Sandy Swygert

Major

Psychology

Career Highs

Pitching

Innings Pitched

8.1 vs Mo. Western 5/2/06

Strikeouts

7, vs St. Cloud 2/18/06

Hits Allowed

14, vs Emporia St. 4/26/06

Runs Allowed

9, three times

Wild Pitches

5, vs Minn. St. 4/15/06

Hit Batters

1, three times

Putouts

2, vs Mo. Southern 3/14/06

Assists

7, vs Minn. St. 4/15/06

At Washburn

Has recorded a 29-16 overall record with a 2.52 earned run average ... started 47 games with 33 complete games and seven shutouts ... pitched in 311 innings with 121 strikeouts.

As a Sophomore in 2006

Led the team with 20 wins earning second team all-MIAA honors with 32 starts and 25 complete games ... tossed four shutouts and two more combined shutouts ... combined for a perfect game against Benedictine on March 15 pitching three innings in an 8-0 win ... picked up five straight wins in a nine-day span in April.

As a Freshman in 2005

Led the team with nine wins ... pitched three shutouts and eight complete games in 15 starts ... recorded a 2.18 earned run average ... first start at Washburn was a complete-game, one-hit shutout against Science and Arts of Oklahoma.

Background

Was part of state championship team at Mission Valley as a freshman, earning first team all-conference honors ... named honorable mention all-conference as a sophomore and junior, winning another state title as a junior ... named second team all-conference as a senior.

Personal

Born Jan. 14, 1986 ... daughter of Mike and Sandy Swygert ... majoring in psychology.



Swygert's Career Stats (pitching only)

Year	ERA	W	L	App	GS	CG	SHO	CBO	SV	IP	H	R	ER	BB	SO	2B	3B	HR	BF	B/Avg	WP	HBP	SFA	SHA
2005	2.18	9	4	21	15	8	3	1	0	99.2	105	46	31	25	41	12	1	5	429	.265	6	0	3	5
2006	2.68	20	12	37	32	25	4	2	1	211.2	219	105	81	33	80	35	3	13	915	.256	8	3	3	20
TOTAL	2.52	29	16	58	47	33	7	3	1	311.1	324	151	112	58	121	47	4	18	1344	.259	14	3	6	25

PLAYERS

COACHES

REVIEW

RECORDS

HISTORY

OPPONENTS

WASHBURN

2007 Washburn Lady Blues



#13 BROOKE DeVADER

Shortstop | 5-8 | Junior
Emmett, Kan. | St. Marys High School
Bats: Right | Throws: Right

Off the Field

Full Name

Brooke Nicole DeVader

Birthplace

Manhattan, Kan.

Birthdate

July 14, 1986

Parent's Name

Marvin DeVader & Cindy Duvall

Major

Political Science

Career Highs

At Bats

4, 25 times

Runs Scored

3, vs Okla. Panhandle 4/23/06

Hits

3, three times

Runs Batted In

6, vs Okla. Panhandle 4/23/06

Doubles

2, vs Okla. Panhandle 4/23/06

Triples

1, two times

Home Runs

2, vs Minn. State 4/15/06

Total Bases

10, vs Minn. State 4/15/06

Walks

2, three times

Strikeouts

3, two times

Sacrifice Hits

1, eight times

Stolen Bases

1 vs FHSU 3/15/05

Putouts

15 vs Augustana 4/30/05

Assists

5, three times

At Washburn

Enters junior season with a career .313 batting average with 105 hits, 56 runs scored and 15 home runs ... has started 112 of the 113 games she has played in ... needs 19 basehits to move into top 15 all-time at Washburn.

As a Sophomore in 2006

Earned honorable mention all-MIAA honors after batting .307 with a team-high 17 doubles, eight home runs and 51 hits starting 56 of 57 games ... recorded 15 multiple hit games and eight multiple RBI games, including a school-record six against Oklahoma Panhandle on April 23; missing hitting for the cycle by a double ... had another 4 RBI in the second game of the doubleheader ... named to the MIAA Commissioner's Academic Honor Roll.

As a Freshman in 2005

Named second team all-MIAA first baseman after leading Washburn with 16 multiple hit games ... finished second on the team with a .320 batting average, was second on the Lady Blues with 54 hits ... seven home runs were ninth most in Washburn single-season history ... 483 putouts were the third most in a single season.

Background

Part of three state championship softball squads at St. Mary's ... was first team all-state as a junior and senior and first team all-conference as a junior and senior ... named second team all-conference as a sophomore ... named U.S. Navy Academic Athlete of the Year ... also played volleyball and basketball garnering third team all-state honors as a season in basketball.

Personal

Born Aug. 14, 1986 ... daughter of Marvin DeVader and Cindy Duvall ... majoring in political science.



DeVader's Career Stats

Year	Avg.	GP-GS	AB	R	H	2B	3B	HR	RBI	TB	SLG	BB	HP	SO	OB%	SF	SH	SB-A	PO	A	E	Fld
2005	.320	56-56	169	29	54	7	1	7	22	84	.497	13	0	26	.368	0	4	1-1	483	24	9	.983
2006	.307	57-56	166	27	51	17	2	8	41	96	.578	17	1	30	.371	2-2	0	0	85	135	22	.909
TOTAL	.313	113-112	335	56	105	24	3	15	63	180	.537	30	1	56	.370	2	6	1-1	568	159	31	.959



#27 MANDI DAIGH

Catcher | 5-6 | Junior
Overland Park, Kan. | Blue Valley West High School
Bats: Right | Throws: Right

Off the Field

Full Name

Mandi Rhea Daigh

Birthplace

Overland Park, Kan.

Birthdate

April 4, 1986

Parent's Name

John & Jackie Daigh

Major

Sociology

Career Highs

At Bats

4, seven times

Runs Scored

3, vs Truman 4/10/06

Hits

3, two times

Runs Batted In

2, four times

Doubles

1, nine times

Triples

n/a

Home Runs

1, two times

Total Bases

5, two times

Walks

2, two times

Strikeouts

2, four times

Sacrifice Hits

1, five times

Stolen Bases

n/a

Putouts

9, vs Pittsburg St. 3/17/06

Assists

2, three times

At Washburn

Started all 57 games after transferring from Nebraska-Omaha at catcher ... batted .289 with 44 hits.

As a sophomore in 2006

Started all 57 games in her first season at Washburn collecting 44 hits with nine doubles, 18 RBI and 18 runs scored ... earned second team NFCA all-Region honors ... recorded nine multi-hit games and four multi-RBI games ... had three hits in a game twice.

Background

A transfer from Nebraska-Omaha where she started 27 games as a freshman ... named 4A Kansas all-state catcher as a senior at Blue Valley West High School ... earned all-Frontier League and all-area honors after her junior and senior seasons ... batted .486 with 64 hits, 39 RBI, and five home runs her senior season ... committed just one fielding error for a .997 fielding percentage ... played in the Kansas-Missouri all-star game.

Personal

Born April 4, 1986 ... daughter of John and Jackie Daigh ... sociology on major.



Daigh's Career Stats

Year	Avg.	GP-GS	AB	R	H	2B	3B	HR	RBI	TB	SLG	BB	HP	SO	OB%	SF	SH	SB-A	PO	A	E	Fld
2006	.289	57-57	152	18	44	9	0	2	18	59	.388	14	2	22	.357	0	5	0-0	173	20	5	.975
TOTAL	.289	57-57	152	18	44	9	0	2	18	59	.388	14	2	22	.357	0	5	0-0	173	20	5	.975

PLAYERS

COACHES

REVIEW

RECORDS

HISTORY

OPPONENTS

WASHBURN

2007 Washburn Lady Blues



#14 LINDSEY MANSFIELD

Outfield | 5-5 | Senior
Nixa, Mo. | Nixa High School
Bats: Both | Throws: Right



Off the Field

Full Name
Lindsey Marie Mansfield
Birthplace
Lancaster, Calif.
Birthdate
Jan. 2, 1985
Parent's Name
Ed & Connie Mansfield
Major
Social Work

Career Highs

At Bats
4, three times
Runs Scored
1, 13 times
Hits
2, vs Pittsburg St.3/17/06
Runs Batted In
1, vs Okla. Panhandle4/23/06
Doubles
n/a
Triples
n/a
Home Runs
n/a
Total Bases
2, vs Pittsburg St.3/17/06
Walks
1, two times
Strikeouts
2, two times
Sacrifice Hits
1, vs Benedictine3/15/06
Stolen Bases
1, vs Fort Hays St.4/20/06
Putouts
5, vs Southwest Baptist4/18/06
Assists
n/a

At Washburn

Played in 34 games last season in her first year in a Washburn uniform after transferring.

As a junior in 2006

Played in 34 games starting five in the outfield scoring 13 runs with five hits and one RBI recording a .238 batting average ... also stole a base in her only attempt ... had two hits and scored a run on March 17 at Pittsburg State.

Background

A transfer from Coffeyville, where she played in 22 games starting 15 as a sophomore ... as a freshman she received honorable mention all-Jayhawk Conference honors ... a two-time all-conference pick and a second team all-region pick at Nixa High School.

Personal

Born Jan. 2, 1985 ... daughter of Ed and Connie Mansfield ... majoring in social work.



Mansfield's Career Stats

Year	Avg.	GP-GS	AB	R	H	2B	3B	HR	RBI	TB	SLG	BB	HP	SO	OB%	SF	SH	SB-A	PO	A	E	Fld
2006	.238	34-5	21	13	5	0	0	0	1	5	.238	2	0	6	.304	0	1	1-1	9	0	0	1.000
TOTAL	.238	34-5	21	13	5	0	0	0	1	5	.238	2	0	6	.304	0	1	1-1	9	0	0	1.000



#5 MALARIE FELLERS

Second Base | 5-4 | Junior
Edmond, Okla. | Deer Creek High School
Bats: Both | Throws: Right

Off the Field

Full Name

Malarie Margerite Fellers

Birthplace

Decatur, Ind.

Birthdate

Dec. 20, 1985

Parent's Name

Todd & Elaine Fellers

Major

Nursing

Career Highs

At Bats

5, two times

Runs Scored

3, two times

Hits

3, six times

Runs Batted In

3, two times

Doubles

1, 15 times

Triples

n/a

Home Runs

1, four times

Total Bases

6, vs UNO 4/3/05

Walks

2, three times

Strikeouts

2, vs ENMU 2/5/06

Sacrifice Hits

1, 19 times

Stolen Bases

2, vs SBU 3/11/05

Putouts

7, two times

Assists

7, vs Minn. Duluth 4/2/05

At Washburn

Has started all 113 games of her career at second base for the Lady Blues ... has recorded 94 hits, 15 doubles and four home runs while scoring 57 runs ... she has 269 career assists and 283 putouts with a career fielding percentage of .963 ... her 269 assists rank eighth on the all-time chart needing 113 to snap the school record.

As a Sophomore in 2006

Started all 57 games at second base where she batted .256 with 26 runs scored, 45 hits and 13 RBI ... she finished third on the team with 13 multi-hit games ... had 127 assists and 134 putouts which were second and third respectively on the team.

As a Freshman in 2005

Started all 56 games at second base where she batted .261 with 49 hits and finished second on the team with 11 doubles ... her 31 runs scored were tied for the team high ... second on the team with nine sacrifice hits ... 142 assists were eighth most in Washburn single-season history.

Background

Named all-state in softball and all-conference as well ... also named Little School Honorable Mention ... all-state and all-district goalie in soccer.

Personal

Born Dec. 20, 1985 ... daughter of Todd and Elaine Fellers ... majoring in nursing.



Fellers' Career Stats

Year	Avg.	GP-GS	AB	R	H	2B	3B	HR	RBI	TB	SLG	BB	HP	SO	OB%	SF	SH	SB-A	PO	A	E	Fld
2005	.261	56-56	188	31	49	11	0	3	14	69	.367	11	0	12	.300	1	9	2-5	149	142	15	.951
2006	.256	57-57	176	26	45	4	0	1	13	52	.295	11	2	12	.304	2	8	5-6	134	127	6	.978
TOTAL	.258	113-113	364	57	94	15	0	4	27	121	.332	22	2	24	.302	3	17	7-11	283	269	21	.963

PLAYERS

COACHES

REVIEW

RECORDS

HISTORY

OPPONENTS

WASHBURN

2007 Washburn Lady Blues



#8 MANDY TARBUTTON

Outfield | 5-7 | Junior
Maple Hill, Kan. | St. Marys High School
Bats: Left | Throws: Right

Off the Field

Full Name
Amanda Jean Tarbutton
Birthplace
Topeka, Kan.
Birthdate
Nov. 14, 1985
Parent's Name
Joe Dee & Beth Tarbutton
Major
Elementary Education

Career Highs

At Bats
5, five times
Runs Scored
3, vs Baker 3/1/06
Hits
3, seven times
Runs Batted In
2, 11 times
Doubles
2 vs ESU 4/20/05
Triples
1, five times
Home Runs
1, five times
Total Bases
6, vs So. Ark. 2/24/06
Walks
1, 16 times
Strikeouts
2, five times
Sacrifice Hits
2, five times
Stolen Bases
1, two times
Putouts
4, two times
Assists
1, four times

At Washburn

Has started all 113 games of her career for the Lady Blues collecting 104 hits, 17 doubles, five triples and 49 runs scored ... has recorded a .277 batting average.

As a Sophomore in 2006

Batted .281 starting all 57 games in left field finishing second on the team with 11 doubles ... finished second on the team with 52 hits and scored 27 runs in a team-high 185 at bats ... had 11 multi-hit games and an 11-game hitting streak to start the season raising her batting average to .429.

As a Freshman in 2005

Received honorable mention all-MIAA honors starting all 56 games in left field and leading off in 31 games ... batted .272 with a team-high 191 at bats with 52 hits and five home runs ... her four triples were tied for fourth in the MIAA ... tied for team lead with 29 RBI.

Background

Was a three-time all-league first team selection and was picked first team all-state her sophomore, junior and senior seasons ... played on three state championship teams at St. Mary's playing for her father ... also played golf.

Personal

Born Nov. 14, 1985 ... daughter of Joe Dee and Beth Tarbutton ... majoring in elementary education.



Tarbutton's Career Stats

Year	Avg.	GP-GS	AB	R	H	2B	3B	HR	RBI	TB	SLG	BB	HP	SO	OB%	SF	SH	SB-A	PO	A	E	Fld
2005	.272	56-56	191	22	52	6	4	5	29	81	.424	6	1	28	.296	1	5	0-0	33	1	2	.944
2006	.281	57-57	185	27	52	11	1	0	15	65	.351	10	1	19	.321	0	11	2-4	46	3	6	.891
TOTAL	.277	113-113	376	49	104	17	5	5	44	146	.388	16	2	47	.309	1	16	2-4	79	4	8	.912



#20 DANI WHITE

First Base | 5-8 | Sophomore
Berryton, Kan. | Shawnee Heights High School
Bats: Right | Throws: Right



Off the Field

Full Name

Danielle Renae White

Birthplace

Topeka, Kan.

Birthdate

April 5, 1986

Parent's Name

John & Kay White

Major

Mass Media

Career Highs

At Bats

5, two times

Runs Scored

2, two times

Hits

3, vs Pittsburg St. 3/17/06

Runs Batted In

4, vs Benedictine 3/15/06

Doubles

1, 11 times

Triples

1, vs Okla. Panhandle 2/4/06

Home Runs

2, vs Minn. St. 4/15/06

Total Bases

8, vs Minn. St. 4/15/06

Walks

2, vs Okla. Panhandle 2/4/06

Strikeouts

2, 10 times

Sacrifice Hits

1, two times

Stolen Bases

n/a

Putouts

13, vs SW Minn. 2/19/06

Assists

6, vs Fort Hays St. 4/27/06

At Washburn

Scheduled to move back to first base after starting the majority of the season at third base in 2006 ... owns the Washburn single-season home run record with 11 set last season.

As a redshirt freshman in 2006

Became the Lady Blues' all-time single-season home run leader after hitting 12 ... started 49 of 57 games at third base collecting 49 hits with 37 RBI ... finished second on the team with 11 doubles while scoring 26 runs batting .290 ... finished with nine multi-hit games and nine multi-RBI games including a 4 RBI performance against Benedictine on March 15.

As a freshman in 2005

Sat out the season as redshirt after suffering knee injury during the fall schedule.

Background

Was named first team all-city following her sophomore, junior and senior seasons ... named first team all-conference as a junior and senior after garnering second team all-conference honors as a sophomore ... also an honorable mention all-city and all-conference pick in basketball as a senior ... a four-year member of the honor roll.

Personal

Born April 5, 1986 ... daughter of John and Kay White ... majoring in mass media.



White's Career Stats

Year	Avg.	GP-GS	AB	R	H	2B	3B	HR	RBI	TB	SLG	BB	HP	SO	OB%	SF	SH	SB-A	PO	A	E	Fld
2006	.290	57-57	169	26	49	11	1	12	37	98	.580	14	2	36	.351	0	2	0-0	92	101	20	.906
TOTAL	.290	57-57	169	26	49	11	1	12	37	98	.580	14	2	36	.351	0	2	0-0	92	101	20	.906

PLAYERS

COACHES

REVIEW

RECORDS

HISTORY

OPPONENTS

WASHBURN

2007 Washburn Lady Blues



#17 TISH WILLIAMS

Third Base | 5-7 | Redshirt Freshman
Edmond, Okla. | Edmond Memorial HS
Bats: Right | Throws: Right

Off the Field

Full Name

Natish ShaNay Williams

Birthplace

Edmond, Okla.

Birthdate

Nov. 9, 1986

Parent's Name

Willie & Beth Williams

Major

Undecided

At Washburn

Tabbed as the starting third baseman following her redshirt season.

As a freshman in 2005

Sat out the season as a redshirt.

Background

As a sophomore she was named Edmond's Player of the Year and in 2004 she was named Co-Player of the Year after batting .500 with 13 home runs, 44 runs scored, 18 doubles and 40 RBI as a senior ... for her prep career, she batting .429 with 144 runs scored, 131 RBI and 234 hits. She was recently named first team all-state class 6A ... chose Washburn over Division I power Oklahoma.

Personal

Born Nov. 9, 1986 ... daughter of Willie and Beth Williams ... undecided on major.



#3 WHITNEY TAPP

Catcher | 5-2 | Freshman
Blue Springs, Mo. | Blue Springs South HS
Bats: Right | Throws: Right

Off the Field

Full Name

Whitney Paige Tapp

Birthplace

Blue Springs, Mo.

Birthdate

Oct. 24, 1987

Parent's Name

Laura Duncan & Mark

Tapp

Major

Pre-Vet

At Washburn

Will look for time at catcher.

Background

Named honorable mention all-district as a sophomore ... named first team all-district and second team all-league as a junior ... as a senior, was named second team all-league and honorable mention all-district ... named to USSSA all-World Series team in 2005 after winning national championship ... back to back USSSA state champions ... a member of the National Honor Society.

Personal

Born Oct. 24, 1987 ... daughter of Mark Tapp and Laura Duncan ... majoring in pre-vet.



#7 DANIELLE HODGE

First Base | 5-7 | Freshman
Lenexa, Kan. | Shawnee Mission West HS
Bats: Right | Throws: Right

Off the Field

Full Name

Danielle Marie Hodge

Birthplace

Shawnee, Kan.

Birthdate

Dec. 19, 1987

Parent's Name

Allen and Sherry Hodge

Major

Education

At Washburn

Will look for time at first base as a freshman.

Background

A first team all-league pick as a sophomore and a second team all-league selection as a junior ... a first team all-metro pick as a senior ... also played volleyball and basketball ... played in the Kansas/Missouri all-star game ... a member of the National Honor Society and Principal's Honor Roll.

Personal

Born Dec. 19, 1987 ... daughter of Allen and Sherry Hodge ... majoring in education.



#18 JESSIE BATRES

Third Base | 5-9 | Freshman
Kansas City, Mo. | Oak Park HS
Bats: Right | Throws: Right

Off the Field

Full Name

Jessica Marie Batres

Birthplace

Kansas City, Mo.

Birthdate

Aug. 16, 1987

Parent's Name

Tommy and Karel Batres

Major

Secondary Education

At Washburn

Will look for time at third base this season.

Background

Was a four-year letterman in softball ... named all-league all four seasons and all-district her sophomore, junior and senior seasons ... an all-state, all-region, and all-metro pick as a senior ... an all-league pick in basketball ... named school's female athlete of the year ... a member of the National Honor Society.

Personal

Born Aug. 16, 1987 ... daughter of Tommy and Karel Batres ... majoring in secondary education.



#19 MONICA DeLaGARZA

Outfield | 5-5 | Freshman
Freer, Texas | Freer HS
Bats: Right | Throws: Right

Off the Field

Full Name

Monica Dalia DeLaGarza

Birthplace

Corpus Christi, Texas

Birthdate

Jan. 13, 1986

Parent's Name

Richard & Mona DeLaGarza

Major

Biology

At Washburn

Will look for time in the outfield this season.

Background

Earned unanimous first team all-district honors as a senior in centerfield and second team honors as a junior at shortstop ... named defensive player of the year as a senior in centerfield.

Personal

Born Jan. 13, 1986 ... daughter of Richard and Mona DeLaGarza ... majoring in biology.



#21 NICOLE PERKUHN

Pitcher | 5-11 | Freshman
Topeka, Kan. | Washburn Rural HS
Bats: Right | Throws: Right

Off the Field

Full Name

Nicole Kathleen Perkuhn

Birthplace

Topeka, Kan.

Birthdate

July 6, 1988

Parent's Name

Tom and Karen Perkuhn

Major

Undecided

At Washburn

Will join the Lady Blues' pitching staff.

Background

Named first team all-league after sophomore, junior and senior seasons ... a first team all-state selection as a senior ... named Junior Blues' most valuable player as a sophomore and best offensive player as a senior ... also played first base ... part of 2005 6A state golf champion team ... named WRHS's female most inspirational athlete as a senior ... a member of the National Honor Society and the Fellowship of Christian Athletes.

Personal

Born July 6, 1988 ... daughter of Tom and Karen Perkuhn ... undecided on major ... her father played tennis at Washburn ... her cousin Rachel Hughes plays softball for Oklahoma Panhandle.



#22 KAYLA LONG

Pitcher | 5-7 | Freshman
Princeton, Texas | Princeton High School
Bats: Right | Throws: Right

Off the Field

Full Name

Kayla Leann Long

Birthplace

McKinney, Texas

Birthdate

March 10, 1988

Parent's Name

James Long and Leann Cassady

Major

Accounting

At Washburn

Will look for time in pitching rotation as utility player.

Background

Earned first team all-district honors as a sophomore, junior and senior earning district MVP honors as a junior and senior ... won two district softball championships ... earned first team all-district honors in basketball as a senior ... member of the National Honor Society and a four-time Academic All-District pick ... graduated third in class.

Personal

Born March 10, 1988 ... daughter of Leann Cassady and James Long ... majoring in accounting.



#23 MEGAN KIMERER

Pitcher | 5-2 | Freshman
Kansas City, Mo. | St. Pius X High School
Bats: Left | Throws: Left

Off the Field

Full Name

Megan Michelle Kimerer

Birthplace

Kansas City, Mo.

Birthdate

Dec. 1, 1987

Parent's Name

Kirt and Cindy Kimerer

Major

Pre-Med/Biology

At Washburn

Will look for time in the pitching rotation.

Background

Was a four-time first team all-district pick and a four-time all-league pick ... named second team all-state as a senior ... as a senior, she batted .464 with four home runs, 20 RBI and a .833 slugging percentage ... her pitching stats from her senior year were 153 innings pitched, 0.92 ERA with 180 strikeouts and only 13 walks ... a member of the National Honor Society.

Personal

Born Dec. 1, 1987 ... daughter of Kirt and Cindy Kimerer ... majoring in Pre-Med/Biology.

PLAYERS

COACHES

REVIEW

RECORDS

HISTORY

OPPONENTS

WASHBURN

2007 Washburn Lady Blues



PLAYERS													
		Name	Favorite Food	Also Known As	Favorite Desert	Role Model	Best Gift I Ever Received	Must Have on Roadtrips	Favorite Store in the Mall	Word or Phrase I Use the Most	In 10 Years, I See Myself	Dream Job	Most Prized Possession
	COACHES												
	REVIEW												
	RECORDS												
	HISTORY												
	OPPONENTS												
	WASHBURN												
2007 Washburn Lady Blues													
		Whitney Tapp	Pasta	Whitt	Coldstone Ice Cream	Mom	Promise Ring	Pill, Blanket & iPod	American Eagle	Hot Dang or GAH!	Married, 2 kids, cat & dog	Stay at home mom	Family & Best Friend
		Malarie Fellers	Tristan's Mac & Cheese	Moonpie	Ice Cream	Pee Wee Herman		iPod	American Eagle	You're Hating	Working as a nurse	Cage Fighter	Tristan
		Danielle Hodge	Chocolate Gravy	Dani, DH	Home Made Ice Cream	Mom	Car	Energy Bar & Water	Gadzooks	Oh Dear	Successful, Married & Happy	Marine Biologist	Family
		Mandy Tarbutton	Steak	T, Mand	White cupcakes	Cousin Becky	A Dead Rose	Snacks, poptarts & candy	Aeropostale	Are You Serious?	Married, 2 kids, teaching	Stay at home, raising family	Phone
		Ashley Webb	Pizza	A-Dub, A-Webb	Ice Cream	Mom and Dad	Diamond Necklace	Head-phones	Express	I don't care	Married with kids	Stay at home mom	Baby blanket
		Brooke DeVader	Chinese	PA#1, BA, B-Rod	Cheese-cake	Parents	Vehicle	Pillow	Finish Line	You should never do that again	Coaching	Head softball coach	
		Lindsey Mansfield	Pizza	Mansfield	Pumpkin Pie	Parents	Truck	iPod	Body Central	Shoot	Marrying a rich man	Lawyer	Dog
		Tish Williams	Mexican		Cake		Car	iPod	Candy Shop	That's rude	Married with no kids		Car
		Jessie Batres	Fried Chicken, mashed potatoes	Jimmy, Stripes, JB, Sugarplum, Moe	Vanilla ice cream, hot fudge, caramel	Dwayne Johnson (the Rock)	Laguna Beach Season 1 & 2	Puzzle Books	American Eagle or Finish Line	Oh mylanta	Happily in love with at least 1 kid (girl)	Housewife or a coach	Phone
		Monica DeLaGarza	Hot wings	Mom, Monchie	Cheese-cake	Sister	Truck	Music	Macy's		Having a good job & a family of four	Nurse	Vehicle
		Dani White		Dub, PA, D, D-Money	Ice Cream	Parents	Stuffed Hippo	iPod & Pillow	Maurices	Potentially	With a family & job	Ad Agent in pro sports	
		Nicole Perkuhn	Italian	Skinny, Perk	Cheese-cake with fudge drizzle	Mom	Birthstone ring	Pillow	American Eagle	I know	Being a prominent figure in business	A professional singer	2005 6A State golf championship medal
		Kayla Long	Mexican/ Italian	Fairy, Larry, Texas, Longhorn	Blondie from Applebees	sister, parents	Horse Jake and truck	Cosmo mag, mp3 player, pillow, sweats	American Eagle	Seriously, dude	Degree, successful job, maybe married	Rich stay at home mom who shops	Pets and cell phone
		Megan Kimerer	Italian	Shorty	Ice Cream	Great Grandma	iPod	Camera	Aeropostale	Oh man	Still in school	General Surgeon	Cell phone
		Kelly Swygert	Mexican	Red	Cheese-cake	Parents	Car	iPod	Charlotte Russe	I don't know	Married to a rich person	Married to a rich person	Cell phone
		Mandi Daigh	BBQ	PITA	Coconut Cream Pie	Dad	Car	NyQuil	Victoria Secret	Ah "heck"	In debt	Wedding planner	Phone





PLAYERS

COACHES

REVIEW

OPPONENTS

RECORDS

HISTORY

WASHBURN

Head Coach Lisa Carey



Head Coach

Lisa Carey

Fifth Season at Washburn • 132-86



Lisa Carey, former University of Oklahoma three-time All-American and National Champion begins her fifth season as the Lady Blues' head coach. She was named the program's 13th coach Aug. 14, 2002.

Through four seasons, Carey has accumulated a 132-86 (.606) overall record. During the 2006 season, Washburn was ranked as high as No. 23 in the NFCA National Coaches Poll and received the school's second at-large bid to the NCAA National Tournament on the heels of a 36-21 record.

In 2005, the Lady Blues under Carey received its first national ranking in three seasons reaching as high as No. 23 in the NFCA Coaches Poll. In four seasons, she has coached 25 Lady Blues to all-MIAA honors, three all-region team member, and 19 MIAA Commissioner's Academic Honor Roll members.

In her first season as the Lady Blues' head coach, Carey posted a 34-14 record and a second place finish in the MIAA and a seventh place regional ranking.

Carey was the starting first baseman on Oklahoma's 2000 National Championship and Big 12 Championship teams as a junior. That same season she was selected as the Big 12 Player of the Year and First team All-America honors after leading the Sooners in batting (.405), hits (90), home runs (20), RBI (77), total bases (173) and slugging percentage (.779) in 74 games.

As a senior, Carey was named All-American for the third time after leading the Sooners to the College World Series after batting .400, scoring 50 runs with 76 hits in 59





Carey's Career Coaching Record

Year	Wins	Losses	Pct.	Worth Noting
2003	34	14	.708	2nd place in the MIAA
2004	32	25	.561	
2005	30	26	.536	Nationally ranked for first time since 2002
2006	36	21	.632	Received 2nd NCAA bid in school's history
Totals	132	86	.606	37-33 (.529) in the MIAA

Milestone wins

1st win:	4-2 over Southwestern Oklahoma - 2/28/03
100th win:	3-2 over St. Cloud - 2/18/06

Honors and Awards

Playing

- Three-time NCAA All-American at Oklahoma
- Starter on the Sooners' 2000 National Championship team
- 2000 Big 12 Player of the Year
- Three Big 12 Championships
- Invited to 2006 USA Softball Olympic Team tryouts

While coaching

- 1 Lady Blue named NFCA First Team All-Region
- 2 Lady Blues named NFCA Second Team All-Region
- 6 Lady Blues named First Team All-MIAA
- 6 Lady Blues named Second Team All-MIAA
- 13 Lady Blues named Honorable Mention All-MIAA
- 19 Lady Blues named to MIAA Commissioner's Academic Honor Roll
- 1 Lady Blues named Academic All-MIAA

games.

While at Oklahoma, Carey was a member of three Big 12 Championship teams. She also made her mark in the classroom making the Big 12 all-academic team following her freshman, junior and senior seasons and a member of the Dean's Honor Roll as a sophomore.

At Washburn Rural High School, she was a 1996 High School All-American as a junior while hitting .478 with 10 doubles, one triple, two home runs and 25 RBI. On the mound she was 48-3 with a 0.31 ERA and 130 strikeouts during her high school career. During her four-year run for the Junior Blues, she was 87-4 winning the state championship as a sophomore.



PLAYERS

COACHES

REVIEW

RECORDS

HISTORY

OPPONENTS

WASHBURN

Head Coach Lisa Carey



PLAYERS

COACHES

REVIEW

RECORDS

HISTORY

OPPONENTS

WASHBURN

Washburn Coaches

Carey's Career Coaching Record

Opponent	W	L	Opponent	W	L	Opponent	W	L
Angelo State	1	2	Mass-Lowell	3	0	South Dakota State	1	0
Arkansas Tech	1	0	Midwestern State	0	1	Southampton	1	0
Arkansas-Monticello	1	1	Minnesota Duluth	1	1	Southern Arkansas	0	2
Augustana	2	3	Minnesota State	4	2	Southern Connecticut	1	0
Baker	2	1	Missouri Southern	8	3	Southwest Baptist	10	0
Bellevue	1	0	Missouri Western	1	10	Southwest Minnesota	0	1
Bemidji State	2	0	Missouri-Rolla	2	5	Southwestern Okla	3	0
Benedictine	2	0	Missouri-St. Louis	2	0	St. Cloud State	2	1
Bloomfield	1	0	Nebraska-Omaha	3	1	St. Leo	0	1
Central Missouri	8	3	North Dakota	2	0	Texas A&M-Kingsville	0	2
Central Oklahoma	1	0	North Dakota St.	1	1	Tarleton State	1	0
Concordia-St. Paul	1	2	Northeastern State	1	0	Texas Woman's	1	0
East Stoudsburg	1	0	Northern Colorado	1	0	Truman	3	8
Eastern New Mexico	5	0	Northwest Missouri	6	6	Univ. Sci. & ArtsOK	2	0
Emporia State	4	12	Oklahoma City	0	2	Upper Iowa	2	1
Evangel (Mo.)	0	1	Oklahoma Panhandle	3	1	Western New Mexico	0	2
Fort Hays State	7	3	Ouachita Baptist	1	0	Wayne St. (Mich.)	1	1
Henderson State	0	1	Pace	1	0	Wayne State (Neb.)	1	0
Kutztown	1	0	Park	4	2	William Woods	1	0
Lewis	1	0	Pittsburg State	8	3	Wisconsin-Parkside	1	0
Lincoln	3	1	Rollins	1	0			
Mary	1	0	South Dakota	1	0			



Joe Dee Tarbutton
Assistant Coach

Blue Notes

- Second season as Washburn assistant coach
- Led St. Mary's High School to three softball state championships

Assistant Coach Joe Dee Tarbutton

Joe Dee Tarbutton begins his second season as an assistant coach for the Washburn softball team. He comes to the Lady Blues from St. Mary's High School, where he had a record of 107-24. Tarbutton will work primarily with the outfielders for the Lady Blues will assisting with all pregame planning for Washburn.

Tarbutton was head coach for four years and assistant for two years. As a head coach he led the Lady Bears to three consecutive State Championships, two in Class 3A and one in Class 2A.

Tarbutton also coached highly competitive summer teams to 4 Class A State titles and numerous qualifiers. In 2004 his team placed fourth in the 18-and-unders World Series and first in the 2005 18 and over World Series.

Tarbutton lives in Maple Hill and is married to Beth and they have two daughters, Aimee and Lady Blues junior outfielder Mandy.





2007 WASHBURN SOFTBALL

REVIEW



PLAYERS

COACHES

REVIEW

RECORDS

HISTORY

OPPONENTS

WASHBURN

2006 Season Review

2006 Season Review

The Washburn Lady Blues softball team reached their first NCAA National Playoff since the 1999 season as they finished the year 36-21 with an 11-5 MIAA record.

Senior Kala Huske was named first team all-MIAA at first base after receiving first team all-conference honors as a junior at catcher. Huske was also a second team all-region selection. Sophomore pitcher Kelly Swygert, who led the Lady Blues with 20 wins and a 2.68 ERA, received second team all-MIAA honors as well as junior center fielder Ashley Webb.

Sophomore shortstop Brooke DeVader and freshman utility player Shannon Gosser all received honorable mention all-MIAA honors.

Sophomore Mandi Daigh, was also named second team all-region. Huske finished her career 10th on the all-time hits chart with 180 and seventh on the all-time batting average chart with a .334 career average.

Webb Gems

In 2006, Ashley Webb tied the school record for the third time in her career by hitting two home runs in a single game. The feat has happened 20 times by several Lady Blues. The Washburn softball player with the most two home run games is Carrie Kaberline (1997-2000) who did it five times in her career.

Huske's earns All-MIAA honors four times

Kala Huske earned All-MIAA honors of some type during her four-year career at Washburn. As a freshman, she was a honorable mention utility player. As a sophomore, she jumped to a second team all-conference pick at designated player before earning first team accolades as a catcher following her junior season and as a first baseman as a senior. She finished her career seventh on the all-time batting chart with a .334 average with 180 base hits, 24 home runs, 108 runs batted in and 81 runs scored.

DeVader's a force

Sophomore shortstop Brooke DeVader led the MIAA in doubles with 17 in 57 games played earning honorable mention all-MIAA honors after picking up second team accolades as a first baseman following her freshman season. She finished third on the team with 51 hits and fourth on the squad with eight home runs.

White-hot home run record

Redshirt freshman Dani White set the Lady Blues record for the most home runs in a single-season with 12 snapping the previous high-water mark of 11 set by Chris Torrez in 1994 and tied by Kristen Cheney in 2002 and Kala Huske in 2006.

NCAA Tournament Bound

The Lady Blues received an at-large NCAA South Central Tournament Bid for only the second time in school history. The Lady Blues took part in the four-team North Central Regional tournament in 1999 and were part of the eight-team event in 2006.

Back to the MIAA Tournament

The Lady Blues returned back to the MIAA Championship tournament after missing the 2005 bracket. The Lady Blues went 1-2 at the tournament topping Central Missouri 5-2.

Daigh-o, Daigh-o

Sophomore catcher Mandi Daigh was named to the National Fastpitch Coaches Association second team despite not being named to either of the MIAA's all-conference squads or honorable mention team. Daigh batted .289 with 44 hits and 18 runs scored while driving in 18 runs.

Classroom honor rolls

The Lady Blues placed five softball players on the MIAA Commissioner's Academic Honor Roll. Kala Huske was a four-time member of the squad while Erin Pierce, Mandy Tarbutton, Brooke DeVader and Mikala Mohler were all named to the squad as well.



Sophomore pitcher Kelly Swygert was named the team's most valuable player after winning 20 of the Lady Blues' 36 wins in 2006. She recorded a 1.38 ERA in conference play going 6-2 earning second team all-MIAA honors.



Lady Blues Overall Stats

Record: 36-21 • Home: 14-0 • Away: 11-8 • Neutral: 11-13 • MIAA: 11-5

Player	AVG	GP	GS	AB	R	H	2B	3B	HR	RBI	TBSLG%	BB	HBP	SO	DP	OB%	SF	SH	SB	ATT	PO	A	E	FLD%	
16 Huske,Kala	.368	57	57	174	32	64	8	4	11	40	113	.649	18	4	27	1	.437	1	3	1	1	445	29	9	.981
13 DeVader,Brooke	.307	57	56	166	27	51	17	2	8	41	96	.578	17	1	30	1	.371	2	2	0	0	85	135	22	.909
20 White,Dani	.290	57	57	169	26	49	11	1	12	37	98	.580	14	2	36	0	.351	0	2	0	0	92	101	20	.906
27 Daigh,Mandi	.289	57	57	152	18	44	9	0	2	18	59	.388	14	2	22	0	.357	0	5	0	0	173	20	5	.975
4 Gosser,Shannon	.286	52	51	154	21	44	6	0	6	15	68	.442	8	1	6	1	.323	1	2	0	0	3	14	3	.850
8 Tarbutton,Mandy	.281	57	57	185	27	52	11	1	0	15	65	.351	10	1	19	0	.321	0	11	2	4	46	3	6	.891
12 Webb,Ashley	.277	57	57	159	34	44	11	1	9	31	84	.528	13	5	27	0	.346	2	8	3	3	61	4	2	.970
5 Fellers,Malarie	.256	57	57	176	26	45	4	0	1	13	52	.295	11	2	12	0	.304	2	8	5	6	134	127	6	.978
2 Hauck,Autumn	.220	57	54	127	19	28	7	1	0	14	37	.291	16	3	44	0	.320	1	5	2	3	60	4	2	.970

14 Mansfield,Lindsey	.238	34	5	21	13	5	0	0	0	1	5	.238	2	0	6	0	.304	0	1	1	1	9	0	0	1.000
25 Mohler,Mikala	.214	9	5	14	2	3	1	0	0	1	4	.286	4	0	2	0	.389	0	1	0	0	8	5	2	.867
22 Pierce,Erin	.000	27	25	0	0	0	0	0	0	0	0	.000	0	0	0	0	.000	0	0	0	0	4	29	3	.917
26 Swygert,Kelly	.000	37	32	0	0	0	0	0	0	0	0	.000	0	0	0	0	.000	0	0	0	0	6	84	5	.947
Totals	.287	57	57	1497	245	429	85	10	49	226	681	.455	127	21	231	3	.349	9	48	14	18	1126	555	85	.952
Opponents	.271	57	57	1525	211	413	61	7	25	181	563	.369	83	8	194	7	.309	15	36	41	52	1095	414	66	.958

LOB - Team (362), Opp (331). DPs turned - Team (13), Opp (11). CI - Team (1), Daigh,M. 1. IBB - Team (3), Huske,K. 2, Tarbutton,M. 1, Opp (1). Picked off - Mansfield,L. 1.

Pitcher	ERA	W	L	APP	GS	CG	SHO	CBO	SV	IP	H	R	ER	BB	SO	2B	3B	HR	ABB/Avg	WPHBP	BK	SFA	SHA
26 Swygert,Kelly	2.68	20	12	37	32	25	4	2	1211.2	219	105	81	33	80	35	3	13	855.256	8	3	0	3	20
22 Pierce,Erin	3.07	16	9	27	25	20	4	0	0152.2	182	97	67	46	105	24	4	11	624.292	10	5	0	12	15
4 Gosser,Shannon	4.45	0	0	7	0	0	0	2	0 11.0	12	9	7	4	9	2	0	1	46.261	1	0	0	0	1
Totals	2.89	36	21	57	57	45	10	2	1375.1	413	211	155	83	194	61	7	2515	25.271	19	8	0	15	36
Opponents	3.74	21	36	57	57	35	8	1	0365.0	429	245	195	127	231	85	10	4914	97.287	33	21	0	9	48

PB - Team (9), Daigh,M. 9, Opp (12). Pickoffs - Team (2), Swygert,K. 1, Huske,K. 1. SBA/ATT - Daigh,M. (38-45), Pierce,E. (22-28), Swygert,K. (19-23), Huske,K. (3-6), Gosser,S. (0-1).

Lady Blues MIAA Stats

Record: 11-5 • Home: 6-0 • Away: 5-5

Player	AVG	GP	GS	AB	R	H	2B	3B	HR	RBI	TBSLG%	BB	HBP	SO	DP	OB%	SF	SH	SB	ATT	PO	A	E	FLD%	
16 Huske,Kala	.354	16	16	48	7	17	0	0	3	6	26	.542	5	3	8	0	.446	0	1	0	0	126	10	2	.986
4 Gosser,Shannon	.289	16	16	45	4	13	1	0	1	2	17	.378	5	1	1	0	.373	0	1	0	0	0	0	0	.000
20 White,Dani	.283	16	16	46	6	13	6	0	3	8	28	.609	2	2	11	0	.340	0	1	0	0	11	40	9	.850
12 Webb,Ashley	.279	16	16	43	6	12	1	0	2	6	19	.442	4	1	6	0	.354	0	4	0	0	15	1	0	1.000
27 Daigh,Mandi	.273	16	16	44	6	12	3	0	1	4	18	.409	5	0	6	0	.347	0	1	0	0	53	6	1	.983
13 DeVader,Brooke	.271	16	16	48	4	13	3	0	1	6	19	.396	4	0	9	0	.321	1	1	0	0	28	38	10	.868
8 Tarbutton,Mandy	.235	16	16	51	4	12	3	0	0	3	15	.294	3	0	6	0	.278	0	5	0	0	16	2	1	.947
5 Fellers,Malarie	.163	16	16	49	5	8	1	0	1	1	12	.245	2	1	3	0	.212	0	1	3	3	48	33	3	.964
2 Hauck,Autumn	.079	16	15	38	3	3	1	1	0	5	6	.158	2	1	16	0	.146	0	3	1	2	20	1	0	1.000

14 Mansfield,Lindsey	.250	7	1	4	1	1	0	0	0	0	1	.250	0	0	2	0	.250	0	0	0	0	5	0	0	1.000
25 Mohler,Mikala	.000	1	0	1	0	0	0	0	0	0	0	.000	0	0	1	0	.000	0	0	0	0	0	0	0	.000
22 Pierce,Erin	.000	8	8	0	0	0	0	0	0	0	0	.000	0	0	0	0	.000	0	0	0	0	1	8	2	.818
26 Swygert,Kelly	.000	9	8	0	0	0	0	0	0	0	0	.000	0	0	0	0	.000	0	0	0	0	2	21	1	.958
Totals	.249	16	16	417	46	104	19	1	12	41	161	.386	32	9	69	0	.316	1	18	4	5	325	160	29	.944
Opponents	.253	16	16	434	45	110	15	2	5	36	144	.332	22	4	48	1	.292	5	12	11	13	320	116	14	.969

LOB - Team (111), Opp (107). DPs turned - Team (4), Opp (1). IBB - Team (2), Huske,K. 1, Tarbutton,M. 1, Opp (1).

Pitcher	ERA	W	L	APP	GS	CG	SHO	CBO	SV	IP	H	R	ER	BB	SO	2B	3B	HR	ABB/Avg	WPHBP	BK	SFA	SHA	
26 Swygert,Kelly	1.38	6	2	9	8	8	2	0	0	60.2	52	14	12	5	21	9	1	2	240.217	2	1	0	0	4
22 Pierce,Erin	3.08	5	3	8	8	7	0	0	0	47.2	58	31	21	17	27	6	1	3	194.299	2	3	0	5	8
Totals	2.13	11	5	16	16	15	2	0	0	108.1	110	45	33	22	48	15	2	5	434.253	4	4	0	5	12
Opponents	2.36	5	11	16	16	8	4	0	0	106.2	104	46	36	32	69	19	1	12	417.249	9	9	0	1	18

PB - Team (3), Daigh,M. 3, Opp (4). SBA/ATT - Daigh,M. (11-13), Pierce,E. (9-11), Swygert,K. (2-2).

PLAYERS

COACHES

REVIEW

RECORDS

HISTORY

OPPONENTS

WASHBURN

2006 Season Stats



Lady Blues Season Results

Record: 36-21 • Home: 14-0 • Away: 11-8 • Neutral: 11-13 • MIAA: 11-5

PLAYERS
COACHES
REVIEW
RECORDS
HISTORY
OPPONENTS
WASHBURN

2006 Season Results

Game date	Opposing team	Score	r-h-e	r-h-e	Inns	Overall	MIAA	Pitcher of record	Attend	Time
! Feb 04, 2006	vs Oklahoma Panhandle	W 10-2	10-11-1	2-3-1	5	1-0-0	0-0-0	Pierce,E. (W 1-0)	75	1:10
! Feb 04, 2006	at Angelo State	W 8-4	8-4-2	4-8-4	7	2-0-0	0-0-0	Swygert,K. (W 1-0)	250	2:15
! Feb 05, 2006	vs Eastern New Mexico	W 5-2	5-7-0	2-10-3	7	3-0-0	0-0-0	Pierce,E. (W 2-0)	75	1:45
! Feb 05, 2006	vs Angelo State	4-8 L	4-8-3	8-7-0	7	3-1-0	0-0-0	Swygert,K. (L 1-1)	300	2:10
@Feb 18, 2006	vs Minnesota-Duluth	4-7 L	4-6-3	7-8-0	7	3-2-0	0-0-0	Pierce,E. (L 2-1)	20	2:00
@Feb 18, 2006	at St. Cloud State	W 3-2	3-5-1	2-6-1	7	4-2-0	0-0-0	Swygert,K. (W 2-1)	50	1:40
@Feb 19, 2006	vs Concordia-St. Paul	1-3 L	1-5-0	3-7-3	7	4-3-0	0-0-0	Swygert,K. (L 2-2)	20	1:44
@Feb 19, 2006	vs Southwest Minnesota	2-3 L	2-4-1	3-7-1	7	4-4-0	0-0-0	Swygert,K. (L 2-3)	20	1:28
#Feb 24, 2006	vs Southern Arkansas	4-5 L	4-8-1	5-6-0	7	4-5-0	0-0-0	Swygert,K. (L 2-4)	100	1:45
#Feb 24, 2006	vs Arkansas-Monticello	1-8 L	1-6-3	8-10-1	7	4-6-0	0-0-0	Swygert,K. (L 2-5)	32	1:45
Mar 01, 2006	BAKER	W 10-1	10-12-0	1-4-4	6	5-6-0	0-0-0	Pierce,E. (W 3-1)	80	1:11
* Mar 11, 2006	at NW Missouri State	W 3-0	3-6-1	0-6-0	7	6-6-0	1-0-0	Swygert,K. (W 3-5)	-	1:32
* Mar 11, 2006	at NW Missouri State	0-11 L	0-3-3	11-10-0	5	6-7-0	1-1-0	Pierce,E. (L 3-2)	265	1:12
* Mar 14, 2006	MISSOURI SOUTHERN	W 3-1	3-7-4	1-7-0	7	7-7-0	2-1-0	Swygert,K. (W 4-5)	-	1:30
* Mar 14, 2006	MISSOURI SOUTHERN	W 4-3	4-8-3	3-8-1	7	8-7-0	3-1-0	Pierce,E. (W 4-2)	85	1:53
Mar 15, 2006	BENEDICTINE	W 8-0	8-11-2	0-0-1	5	9-7-0	3-1-0	Swygert,K. (W 5-5)	-	1:08
Mar 15, 2006	BENEDICTINE	W 5-0	5-6-0	0-0-1	7	10-7-0	3-1-0	Pierce,E. (W 5-2)	65	1:18
\$ Mar 17, 2006	vs Missouri-Rolla	0-4 L	0-8-0	4-11-0	7	10-8-0	3-1-0	Swygert,K. (L 5-6)	75	1:26
\$ Mar 17, 2006	vs Pittsburg State	W 8-7	8-15-3	7-9-3	7	11-8-0	3-1-0	Pierce,E. (W 6-2)	125	2:06
\$ Mar 17, 2006	vs Bellevue	W 4-0	4-9-0	0-2-2	7	12-8-0	3-1-0	Swygert,K. (W 6-6)	50	1:18
%Mar 25, 2006	vs St. Cloud State	W 3-1	3-7-1	1-5-2	7	13-8-0	3-1-0	Swygert,K. (W 7-6)	35	1:30
%Mar 25, 2006	vs Minnesota State	W 4-0	4-10-0	0-5-0	7	14-8-0	3-1-0	Pierce,E. (W 7-2)	50	1:20
%Mar 25, 2006	vs Upper Iowa	W 5-3	5-4-1	3-5-2	7	15-8-0	3-1-0	Swygert,K. (W 8-6)	35	1:30
%Mar 26, 2006	vs Concordia-St. Paul	W 7-2	7-8-1	2-7-1	7	16-8-0	3-1-0	Pierce,E. (W 8-2)	35	1:40
%Mar 26, 2006	vs Emporia State	6-9 L	6-6-4	9-14-0	7	16-9-0	3-1-0	Pierce,E. (L 8-3)	50	2:05
* Mar 29, 2006	PITTSBURG STATE	W 2-1	2-7-2	1-4-0	7	17-9-0	4-1-0	Pierce,E. (W 9-3)	-	1:40
* Mar 29, 2006	PITTSBURG STATE	W 2-1	2-9-2	1-2-0	7	18-9-0	5-1-0	Swygert,K. (W 9-6)	125	1:40
^ Apr 01, 2006	vs Minnesota State	0-8 L	0-2-0	8-13-1	5	18-10-0	5-1-0	Pierce,E. (L 9-4)	85	1:34
^ Apr 01, 2006	vs Nebraska-Omaha	W 4-2	4-9-1	2-4-1	7	19-10-0	5-1-0	Swygert,K. (W 10-6)	109	1:31
^ Apr 01, 2006	vs Wayne State (Neb.)	W 9-0	9-12-0	0-3-0	6	20-10-0	5-1-0	Pierce,E. (W 10-4)	85	1:30
* Apr 04, 2006	CENTRAL MISSOURI	W 3-2	3-7-0	2-5-1	7	21-10-0	6-1-0	Swygert,K. (W 11-6)	-	1:26
* Apr 04, 2006	CENTRAL MISSOURI	W 6-2	6-7-0	2-5-1	7	22-10-0	7-1-0	Pierce,E. (W 11-4)	105	1:30
* Apr 10, 2006	at Truman	W 2-0	2-5-1	0-2-2	7	23-10-0	8-1-0	Swygert,K. (W 12-6)	-	1:27
* Apr 10, 2006	at Truman	W 12-4	12-16-2	4-9-4	7	24-10-0	9-1-0	Pierce,E. (W 12-4)	40	2:27
* Apr 12, 2006	at Emporia State	0-1 L	0-1-0	1-8-0	(8)	24-11-0	9-2-0	Swygert,K. (L 12-7)	256	2:03
* Apr 12, 2006	at Emporia State	0-8 L	0-3-2	8-9-1	6	24-12-0	9-3-0	Pierce,E. (L 12-5)	256	1:28
&Apr 14, 2006	at Upper Iowa	0-5 L	0-4-1	5-10-1	7	24-13-0	9-3-0	Pierce,E. (L 12-6)	35	1:40
&Apr 14, 2006	vs NW Missouri State	W 3-0	3-7-0	0-5-2	7	25-13-0	9-3-0	Swygert,K. (W 13-7)	134	2:16
&Apr 15, 2006	vs Minnesota State	W 10-9	10-14-2	9-13-3	7	26-13-0	9-3-0	Swygert,K. (W 14-7)	50	2:12
&Apr 15, 2006	vs Central Missouri	W 6-4	6-11-0	4-13-0	7	27-13-0	9-3-0	Swygert,K. (W 15-7)	50	1:30
* Apr 18, 2006	at Southwest Baptist	W 3-2	3-4-4	2-9-2	7	28-13-0	10-3-0	Swygert,K. (W 16-7)	94	1:20
* Apr 18, 2006	at Southwest Baptist	W 4-3	4-14-3	3-9-0	7	29-13-0	11-3-0	Pierce,E. (W 13-6)	76	1:35
Apr 20, 2006	at Fort Hays State	W 5-3	5-8-3	3-6-3	7	30-13-0	11-3-0	Swygert,K. (W 17-7)	30	1:33
Apr 20, 2006	at Fort Hays State	W 8-6	8-17-1	6-12-1	7	31-13-0	11-3-0	Pierce,E. (W 14-6)	30	1:53
Apr 23, 2006	OKLAHOMA PANHANDLE	W 12-0	12-8-0	0-2-0	5	32-13-0	11-3-0	Swygert,K. (W 18-7)	-	1:05
Apr 23, 2006	OKLAHOMA PANHANDLE	W 11-0	11-9-1	0-4-3	5	33-13-0	11-3-0	Pierce,E. (W 15-6)	260	1:08
Apr 26, 2006	vs Emporia State	2-7 L	2-6-3	7-14-2	7	33-14-0	11-3-0	Swygert,K. (L 18-8)	-	2:05
Apr 26, 2006	vs Emporia State	6-7 L	6-6-3	7-8-3	7	33-15-0	11-3-0	Pierce,E. (L 15-7)	364	2:09
Apr 27, 2006	FORT HAYS STATE	W 5-1	5-8-1	1-5-1	7	34-15-0	11-3-0	Pierce,E. (W 16-7)	-	1:26
Apr 27, 2006	FORT HAYS STATE	W 3-2	3-11-2	2-7-0	7	35-15-0	11-3-0	Swygert,K. (W 19-8)	205	1:40
* May 02, 2006	at Missouri Western	2-3 L	2-3-2	3-9-1	(9)	35-16-0	11-4-0	Swygert,K. (L 19-9)	176	2:04
* May 02, 2006	at Missouri Western	0-3 L	0-4-0	3-8-1	7	35-17-0	11-5-0	Pierce,E. (L 16-8)	128	1:32
+ May 05, 2006	vs Central Missouri	W 5-2	5-11-1	2-6-0	7	36-17-0	11-5-0	Swygert,K. (W 20-9)	75	1:30
+ May 05, 2006	vs Emporia State	1-10 L	1-4-5	10-10-0	7	36-18-0	11-5-0	Pierce,E. (L 16-9)	175	1:50
+ May 05, 2006	vs NW Missouri State	2-9 L	2-6-2	9-10-0	7	36-19-0	11-5-0	Swygert,K. (L 20-10)	183	1:31
~ May 11, 2006	at Emporia State	0-9 L	0-1-2	9-9-0	5	36-20-0	11-5-0	Swygert,K. (L 20-11)	475	1:15
~ May 12, 2006	vs NW Missouri State	5-11 L	5-11-1	11-15-1	7	36-21-0	11-5-0	Swygert,K. (L 20-12)	200	1:40

! = Angelo State Tournament - San Angelo, Texas
 @ = St. Cloud State Invitational - St. Cloud, Minn.
 # = Henderson State Tournament - Arkadelphia, Ark.
 \$ = Pittsburg State Invitational - Pittsburg, Kan.
 % = Missouri Western Invitational - St. Joseph, Mo.

^ = Nebraska-Omaha Invitational - Omaha, Neb.
 & = Northwest Missouri State Classic - Maryville, Mo.
 + = MIAA Tournament - Shawnee, Kan.
 ~ = NCAA North Central Regional Tournament - Emporia, Kan.
 * = MIAA game



2006 Season Softball Awards

Team MVP
Kelly Swygert

First Team All-MIAA
Kala Huske

Second Team All-MIAA
Kelly Swygert, Ashley Webb

Honorable Mention All-MIAA
Brooke DeVader, Shannon Gosser

NFCA Second Team All-Region
Mandi Daigh

MIAA Commissioner's Academic Honor Roll
Brooke DeVader, Kala Huske, Mikala Mohler, Erin
Pierce, Mandy Tarbutton

2006 TEAM GAME HIGHS

Batting

At bats:	37, vs Fort Hays St. (Apr 20, 2006)
Runs scored:	12, vs Truman (Apr 10, 2006)
	12, vs Okla. Panhandle (Apr 23, 2006)
Hits:	17, vs Fort Hays St. (Apr 20, 2006)
RBI's:	12, vs Okla. Panhandle (Apr 23, 2006)
Doubles:	6, vs Okla. Panhandle (Feb 04, 2006)
	6, vs Okla. Panhandle (Apr 23, 2006)
Triples:	2, vs Wayne St. (Neb.) (Apr 01, 2006)
Home runs:	6, vs Minnesota St. (Apr 15, 2006)
Total bases:	34, vs Minnesota St. (Apr 15, 2006)
Walks:	8, vs Okla. Panhandle (Apr 23, 2006)
Strikeouts:	12, vs Emporia St. (Apr 12, 2006)
Sac hits:	5, vs Truman (Apr 10, 2006)
Sac flies:	3, vs Okla. Panhandle (Apr 23, 2006)
Stolen bases:	2, vs Wayne St. (Neb.) (Apr 01, 2006)
Hit by pitch:	3, vs Central Missouri (Apr 04, 2006)
Caught stealing:	1, (4 games)
Runners LOB:	12, vs Southwest Baptist (Apr 18, 2006)
Hit into DP:	2, vs Missouri-Rolla (Mar 17, 2006)
	2, vs NW Missouri St. (Apr 14, 2006)

2006 INDIVIDUAL GAME HIGHS

Batting

At bats:	5, (7 games)
Runs scored:	3, Tarbutton, Mandy vs Baker (Mar 01, 2006)
	3, Daigh, Mandi vs Truman (Apr 10, 2006)
	3, DeVader, Brooke vs Okla. Panhandle (Apr 23, 2006)
Hits:	3, (19 games)
RBI's:	6, DeVader, Brooke vs Okla. Panhandle (Apr 23, 2006)
Doubles:	2, Huske, Kala vs Okla. Panhandle (Feb 04, 2006)
	2, Webb, Ashley vs Okla. Panhandle (Feb 04, 2006)
	2, DeVader, Brooke vs Okla. Panhandle (Apr 23, 2006)
Triples:	1, (10 games)
Home runs:	2, (5 games)
Total bases:	10, DeVader, Brooke vs Minnesota St. (Apr 15, 2006)
Walks:	3, Hauck, Autumn vs NW Missouri St. (May 05, 2006)
Strikeouts:	3, (7 games)
Sac hits:	2, (4 games)
Sac flies:	1, (9 games)
Stolen bases:	1, (14 games)
Hit by pitch:	1, (21 games)
Caught stealing:	1, (4 games)

Fielding

Putouts:	25, vs Missouri Western (May 02, 2006)
Assists:	17, vs Central Missouri (May 05, 2006)
Errors:	5, vs Emporia St. (May 05, 2006)
Passed balls:	1, (9 games)
DP's turned:	2, vs Southwest Minnesota (Feb 19, 2006)

Pitching

Innings pitched:	8.1, vs Missouri Western (May 02, 2006)
Runs allowed:	11, vs NW Missouri St. (Mar 11, 2006)
	11, vs NW Missouri St. (May 12, 2006)
Earned runs:	11, vs NW Missouri St. (Mar 11, 2006)
	11, vs NW Missouri St. (May 12, 2006)
Walks allowed:	5, vs Minnesota-Duluth (Feb 18, 2006)
	5, vs Concordia-St. Paul (Feb 19, 2006)
	5, vs Emporia St. (Apr 26, 2006)
Strikeouts:	9, vs Minnesota-Duluth (Feb 18, 2006)
	9, vs Benedictine (Mar 15, 2006)
Hits allowed:	15, vs NW Missouri St. (May 12, 2006)
Doubles allowed:	4, vs Missouri-Rolla (Mar 17, 2006)
Triples allowed:	2, vs Minnesota St. (Apr 01, 2006)
Homers allowed:	3, vs Minnesota-Duluth (Feb 18, 2006)
	3, vs Emporia St. (May 05, 2006)
Wild pitches:	5, vs Minnesota St. (Apr 15, 2006)
Hit batters:	2, vs Missouri Southern (Mar 14, 2006)

Fielding

Putouts:	15, Huske, Kala vs Central Missouri (Apr 15, 2006)
Assists:	7, Swygert, Kelly vs Minnesota St. (Apr 15, 2006)
Errors:	2, (11 games)
Passed balls:	1, (9 games)

Pitching

Innings:	8.1, Swygert, Kelly vs Missouri Western (May 02, 2006)
Runs allowed:	10, Pierce, Erin vs Emporia St. (May 05, 2006)
Earned runs:	8, Pierce, Erin vs Minnesota St. (Apr 01, 2006)
	8, Swygert, Kelly vs Minnesota St. (Apr 15, 2006)
Walks allowed:	5, Pierce, Erin vs Emporia St. (Apr 26, 2006)
Strikeouts:	9, Pierce, Erin vs Benedictine (Mar 15, 2006)
Hits allowed:	14, Pierce, Erin vs Emporia St. (Mar 26, 2006)
	14, Swygert, Kelly vs Emporia St. (Apr 26, 2006)
Doubles allowed:	4, Swygert, Kelly vs Mo.-Rolla (Mar 17, 2006)
Triples allowed:	2, Pierce, Erin vs Minnesota St. (Apr 01, 2006)
Homers allowed:	3, Pierce, Erin vs Emporia St. (May 05, 2006)
Wild pitches:	5, Swygert, Kelly vs Minnesota St. (Apr 15, 2006)
Hit batters:	2, Pierce, Erin vs Missouri Southern (Mar 14, 2006)



Kelly Swygert, P



Kala Huske, 1B



Ashley Webb, OF



Brooke DeVader, SS



Shannon Gosser, UT



Mandi Daigh, C

PLAYERS

COACHES

REVIEW

RECORDS

HISTORY

OPPONENTS

WASHBURN

2006 Season Honors and Highs



2006 MIAA Final Team Standings

Emporia State	15	1	0	0.938	62	7	0	0.899
Missouri Western	13	3	0	0.813	40	20	0	0.667
Northwest Missouri	12	4	0	0.750	40	15	0	0.727
Washburn	11	5	0	0.688	36	21	0	0.632
Truman	7	9	0	0.438	30	23	0	0.566
Central Missouri	7	9	0	0.438	32	25	0	0.561
Pittsburg State	4	12	0	0.250	22	22	0	0.500
Missouri Southern	2	14	0	0.125	17	23	0	0.425
Southwest Baptist	1	15	0	0.063	17	32	0	0.347

()=Rank in NFCA National Poll

MIAA Co-Coaches of the Year

Susan Anderson, NWMSU &
Rhesa Sumrell, CMSU

Most Valuable Player

Bree Beattie, SS, ESU

Freshman of the Year

Nicole Krueger, RHP, NWMSU

First Team All-MIAA

P - *++Melissa Stevens, ESU, Sr.
P - *Courtney Reed, ESU, Jr.
C - Angie Turner, MSSU, Fr.
1B - @Kala Huske, WU, Sr.
2B - Katy John, NWMSU, Sr.
2B - Heather Whitcomb, CMSU, Jr.
SS - +Bree Beattie, ESU, Sr.
3B - *+Megan Davison, ESU, Jr.
OF - Christen Belcher, TSU, So.
OF - Ashley Loncarich, PSU, Sr.
OF - Lindsay Stephenson, NWMSU, Jr.
OF - &Kara Unger, MWSU, Sr.
DP - *Loni Wedemeier, TSU, Sr.
UT - Lindsey Predovich, MWSU, Jr.

*=unanimous choice

+ =First-team All-MIAA choice in 2005

@ =First-team All-MIAA choice at catcher in 2005

& =First-team All-MIAA choice at utility in 2005

++ =First-team All-MIAA choice in 2004 & 2005

Second Team All-MIAA

P - Nicole Krueger, NWMSU, Fr.
P - Kelly Swygert, WU, So.
C - Sarah Johnson, NWMSU, Jr.
1B - Amy Beverly, MWSU, Sr.
2B - Shannon Benash, MWSU, Sr.
SS - Rachel Adams, CMSU, Jr.
3B - Ashley Pride, NWMSU, Jr.
OF - Kym Caskey, CMSU, Sr.
OF - Tera Swartslander, PSU, So.
OF - Morgan Viola, ESU, Jr.
OF - Ashley Webb, WU, Jr.
DP - Channon Nitz, ESU, Sr.
UT - Megan Hollenbach, CMSU, Jr.

Honorable Mention All-MIAA

P - Lacey Craig, MSSU, Fr.	3B - Megan Bax, CMSU, Sr.
P - Stephanie Martin, SBU, So.	OF - Cheratin Dunn, SBU, Sr.
P - Kelly Morris, NWMSU, So.	OF - Nicole Heineman, MWSU, Jr.
P - Dana Wertz, MWSU, Jr.	OF - Mary Nguyen, SBU, Jr.
C - Courtney Stevens, ESU, Jr.	OF - Lindsay Rock, TSU, Fr.
1B - Jennifer Dace, ESU, Fr.	OF - Linellis Santiago-Bernier, NWMSU, Jr.
1B - Emily Gastineau, PSU, Sr.	OF - Jessie Wiard, ESU, So.
1B - Janelle Krohn, NWMSU, So.	DP - Lauren Young, CMSU, Jr.
1B - Katie Noski, TSU, So.	UT - Shannon Gosser, WU, Fr.
2B - Chelsea McClernon, ESU, Jr.	UT - Shelbe Hughes, ESU, Fr.
SS - Brooke DeVader, WU, So.	UT - Jessie Shelman, TSU, Fr.
SS - Libby Overman, PSU, Sr.	



The 2006 Lady Blues became the first Washburn squad since the 1999 squad to reach NCAA Postseason play

MIAA Softball -- in the NCAA Tournament

• 39 NCAA Regional Appearances Since 1983

12, Truman State	3, Pittsburg State
8, Missouri Southern	3, Northwest Missouri
7, Central Missouri	2, Washburn
4, Emporia State	2, Missouri Western
4, Southeast Missouri	1, Missouri-St. Louis

2006 MIAA Tournament Recap

Seeds:

1) Emporia State	2) Missouri Western
3) Northwest Missouri	4) Washburn
5) Central Missouri	6) Truman
7) Pittsburg State	8) Missouri Southern

May 5, 2006 @ Mid-America Sports Complex West · Shawnee, Kan.

Game 1: Emporia State 4, Missouri Southern 0

Game 2: Washburn 5, Central Missouri 2

Game 3: Truman 3, Northwest Missouri 0

Game 4: Missouri Western 7, Pittsburg State 6

Game 5: Central Missouri 4, Missouri Southern 0 (Missouri Southern eliminated)

Game 6: Northwest Missouri 7, Pittsburg State 1 (Pittsburg State eliminated)

Game 7: Emporia State 10, Washburn 1

Game 8: Missouri Western 2, Truman 1

Game 9: Northwest Missouri 9, Washburn 2 (Washburn eliminated)

Game 10: Truman 5, Central Missouri 2 (Central Missouri eliminated)

May 6, 2006 @ Mid-America Sports Complex West · Shawnee, Kan.

Game 11: Emporia State 3, Missouri Western 2

Game 12: Northwest Missouri 2, Truman 0 (Truman eliminated)

Game 13: Northwest Missouri 10, Missouri Western 1, 5 inn. (Missouri Western eliminated)

Game 14: Emporia State 4, Northwest Missouri 0 (Northwest Missouri eliminated)



Team Hitting	G	Avg	OBpct	Slug	AB	R	H	2B	3B	HR	RBI	BB	SO	SB	SBA	S	SF
Emporia State	69	.305	.366	.489	1847	404	563	96	10	75	359	169	295	122	146	82	22
Washburn	57	.287	.349	.455	1497	245	429	85	10	49	226	127	231	14	18	48	9
Missouri Western	60	.284	.353	.417	1592	262	452	86	18	30	225	153	286	94	112	55	8
Northwest Mo. State	55	.284	.340	.468	1462	273	415	67	5	64	253	120	292	43	50	25	9
Central Missouri St.	57	.277	.331	.418	1464	231	405	80	14	33	191	114	231	83	103	63	12
Pittsburg State	44	.267	.338	.356	1154	168	308	43	9	14	154	101	211	23	30	48	5
Truman	53	.263	.334	.387	1373	229	361	48	16	30	195	136	263	130	165	36	15
Southwest Baptist	49	.255	.286	.343	1264	157	322	52	12	12	130	47	190	48	59	43	7
Missouri Southern	40	.228	.287	.295	1049	97	239	35	7	7	84	79	183	26	31	51	5

Team Pitching	G	ERA	BAvg	W	L	IP	H	R	ER	BB	SO	CG	HR	ShO	SV	BB/9	SO/9
Emporia State	69	1.02	.153	62	7	466.0	248	96	68	146	628	52	22	27	1	2.19	9.43
Northwest Mo. State	55	2.10	.228	40	15	363.0	309	141	109	86	259	29	29	18	3	1.66	4.99
Missouri Southern	40	2.64	.261	17	23	283.2	285	143	107	99	169	15	16	3	4	2.44	4.17
Missouri Western	60	2.66	.235	40	20	406.0	347	189	154	257	287	32	23	11	8	4.43	4.95
Truman	53	2.81	.243	30	23	356.2	336	177	143	105	291	36	37	13	4	2.06	5.71
Central Missouri St.	57	2.83	.254	32	25	381.1	375	188	154	120	218	25	42	11	5	2.20	4.00
Washburn	57	2.91	.271	36	21	375.1	413	211	156	83	194	45	25	10	1	1.55	3.62
Pittsburg State	44	2.99	.289	22	22	299.1	347	171	128	66	189	26	21	4	3	1.54	4.42
Southwest Baptist	49	3.30	.293	17	32	316.1	381	196	149	56	171	31	31	8	0	1.24	3.78

Individual Hitting - Min 75% of games, 2.0 ABPG

	CL	G	Avg	OBpct	Slug	AB	R	H	2B	3B	HR	RBI	BB	SO	SB	SBA	S	SF
Beattie,Bree ESU	SR	69	.420	.512	.676	207	74	87	11	0	14	67	39	28	23	26	2	3
Loncarich,Ashley PSU	SR	44	.414	.444	.451	133	28	55	5	0	0	17	8	13	6	9	15	1
Davison,Megan ESU	JR	69	.376	.457	.795	210	53	79	13	3	23	73	31	31	2	2	5	1
Swartslander,Tera PSU	SO	42	.369	.382	.504	141	29	52	6	5	1	16	3	18	7	7	5	0
Huske,Kala WU	SR	57	.368	.437	.649	174	32	64	8	4	11	40	18	27	1	1	3	1
Belcher,Christen TSU	SO	52	.360	.387	.404	178	38	64	4	2	0	10	6	25	45	49	0	0
Turner,Angie MSSU	FR	40	.353	.447	.555	119	18	42	6	3	4	18	21	12	2	3	1	1
Adams,Rachel CMSU	JR	55	.353	.434	.776	156	42	55	12	3	16	46	24	19	13	14	2	2
Whitcomb,Heather CMSU	JR	51	.352	.413	.408	125	26	44	5	1	0	8	12	21	24	30	12	0
Stephenson,Lindsay NWMSU	JR	55	.348	.386	.669	178	47	62	12	0	15	39	10	38	16	18	3	0

Individual Pitching - Min 1.0 IP/Team game

	CL	G	GS	ERA	BAvg	W	L	IP	H	R	ER	BB	SO	CG	HR	ShO	SV	BB/7	SO/7
Stevens,Melissa ESU	SR	37	33	0.75	.124	30	4	225.1	94	32	24	69	328	29	9	14	0	2.14	10.19
Reed,Courtney ESU	JR	32	26	1.12	.164	25	3	181.2	104	35	29	53	249	18	8	11	0	2.04	9.59
Morris,Kelly NWMSU	SO	22	16	1.62	.243	11	6	104.0	96	35	24	14	78	9	8	5	1	.94	5.25
Predovich,Lindsey MWSU	JR	22	2	1.82	.136	11	3	73.0	33	24	19	48	78	2	3	0	4	4.60	7.48
Wedemeier,Loni TSU	SR	33	20	1.97	.209	13	11	159.2	126	62	45	38	190	19	15	9	4	1.67	8.33
Krueger,Nicole NWMSU	FR	29	19	2.17	.210	15	4	132.0	101	50	41	43	94	11	8	8	0	2.28	4.98
Martin,Stephanie SBU	SO	32	23	2.18	.243	12	14	173.1	162	69	54	20	104	20	10	6	0	.81	4.20
Craig,Lacey MSSU	FR	24	17	2.23	.234	12	8	128.2	110	50	41	54	79	11	5	2	0	2.94	4.30
Muenks,Meredith CMSU	JR	28	21	2.46	.257	14	7	142.0	142	60	50	33	76	12	11	4	0	1.63	3.75
Bott,Anna PSU	SR	24	15	2.55	.248	10	4	104.1	100	50	38	29	91	10	7	2	1	1.95	6.11

HITS	CL	G	H	H/G	TRIPLES	CL	G	3B	3B/G	DOUBLES	CL	G	2B	2B/G
Beattie,Bree ESU	SR	69	87	1.26	Swartslander,Tera PSU	SO	42	5	.12	DeVader,Brooke WU	SO	57	17	.30
Loncarich,Ashley PSU	SR	44	55	1.25	Heineman,Nicole MWSU	JR	60	6	.10	Stevens,Courtney ESU	JR	63	18	.29
Swartslander,Tera PSU	SO	42	52	1.24	Shelman,Jessie TSU	FR	53	4	.08	Bax,Megan CMSU	SR	57	15	.26
Belcher,Christen TSU	SO	52	64	1.23	Turner,Angie MSSU	FR	40	3	.08	McClernon,Chelsea ESU	JR	69	18	.26
John,Katy NWMSU	SR	55	64	1.16	McClernon,Chelsea ESU	JR	69	5	.07	Predovich,Lindsey MWSU	JR	60	15	.25
Davison,Megan ESU	JR	69	79	1.14	Huske,Kala WU	SR	57	4	.07	Dunn,Cheratin SBU	SR	48	12	.25
Stephenson,Lindsay NWMSU	JR	55	62	1.13	Orchard,Amanda SBU	JR	48	3	.06	Unger,Kara MWSU	SR	60	14	.23
Huske,Kala WU	SR	57	64	1.12	Dunn,Cheratin SBU	SR	48	3	.06	Bowen,Racheal MSSU	JR	40	9	.22
Predovich,Lindsey MWSU	JR	60	63	1.05	Rock,Lindsey TSU	FR	48	3	.06	Stephenson,Lindsay NWMSU	JR	55	12	.22
Turner,Angie MSSU	FR	40	42	1.05	Young,Lauren CMSU	JR	52	3	.06	Adams,Rachel CMSU	JR	55	12	.22

HOME RUNS	CL	G	HR	HR/G	RUNS SCORED	CL	G	R	R/G	RUNS BATTED IN	CL	G	RBI	RBI/G
Davison,Megan ESU	JR	69	23	.33	Beattie,Bree ESU	SR	69	74	1.07	Davison,Megan ESU	JR	69	73	1.06
Adams,Rachel CMSU	JR	55	16	.29	Stephenson,Lindsay NWMSU	JR	55	47	.85	Beattie,Bree ESU	SR	69	67	.97
Stephenson,Lindsay NWMSU	JR	55	15	.27	John,Katy NWMSU	SR	55	45	.82	Gastineau,Emily PSU	SR	44	38	.86
White,Dani WU	FR	57	12	.21	Davison,Megan ESU	JR	69	53	.77	Adams,Rachel CMSU	JR	55	46	.84
Wedemeier,Loni TSU	SR	53	11	.21	Adams,Rachel CMSU	JR	55	42	.76	Wedemeier,Loni TSU	SR	53	40	.75
Gastineau,Emily PSU	SR	44	9	.20	Viola,Morgan ESU	JR	69	51	.74	DeVader,Brooke WU	SO	57	41	.72
Beattie,Bree ESU	SR	69	14	.20	McClernon,Chelsea ESU	JR	69	51	.74	Stephenson,Lindsay NWMSU	JR	55	39	.71
Pride,Ashley NWMSU	SR	55	11	.20	Belcher,Christen TSU	SO	52	38	.73	Pride,Ashley NWMSU	SR	55	39	.71
Huske,Kala WU	SR	57	11	.19	Wedemeier,Loni TSU	SR	53	38	.72	Huske,Kala WU	SR	57	40	.70
Viola,Morgan ESU	JR	69	13	.19	Swartslander,Tera PSU	SO	42	29	.69	Viola,Morgan ESU	JR	69	47	.68

PLAYERS

COACHES

REVIEW

RECORDS

HISTORY

OPPONENTS

WASHBURN

2006 MIAA Statistics



PLAYERS
COACHES
REVIEW
RECORDS
HISTORY
OPPONENTS
WASHBURN

STOLEN BASES	CL	G	SB	SB/G
Belcher, Christen TSU	SO	52	45	.87
Wedemeier, Loni TSU	SR	53	28	.53
Whitcomb, Heather CMSU	JR	51	24	.47
Shelman, Jessie TSU	FR	53	24	.45
John, Katy NWMSU	SR	55	24	.44
Nguyen, Mary SBU	JR	46	20	.43
Wiard, Jessica ESU	SO	67	28	.42
Viola, Morgan ESU	JR	69	27	.39
Nocita, Mandi MWSU	FR	60	23	.38
Beattie, Bree ESU	SR	69	23	.33

TOTAL BASES	CL	G	TB	TB/G
Davison, Megan ESU	JR	69	167	2.42
Adams, Rachel CMSU	JR	55	121	2.20
Stephenson, Lindsay NWMSU	JR	55	119	2.16
Beattie, Bree ESU	SR	69	140	2.03
Huske, Kala WU	SR	57	113	1.98
McClernon, Chelsea ESU	JR	69	128	1.86
Wedemeier, Loni TSU	SR	53	97	1.83
Pride, Ashley NWMSU	SR	55	96	1.75
White, Dani WU	FR	57	98	1.72
Swartslander, Tera PSU	SO	42	71	1.69

WALKS	CL	G	BB	BB/G
Gastineau, Emily PSU	SR	44	35	.80
Beattie, Bree ESU	SR	69	39	.57
Turner, Angie MSSU	FR	40	21	.52
Noski, Katie TSU	SO	49	23	.47
Davison, Megan ESU	JR	69	31	.45
Pride, Ashley NWMSU	SR	55	24	.44
Adams, Rachel CMSU	JR	55	24	.44
Rizzuti, Lindsey MWSU	JR	53	22	.42
Johnson, Sarah NWMSU	JR	52	21	.40
Wedemeier, Loni TSU	SR	53	21	.40

SLUGGING PCT	CL	G	AB	H	2B	3B	HRS	SLG%
Davison, Megan ESU	JR	69	210	79	13	3	23	.795
Adams, Rachel CMSU	JR	55	156	55	12	3	16	.776
Beattie, Bree ESU	SR	69	207	87	11	0	14	.676
Stephenson, L. NWMSU	JR	55	178	62	12	0	15	.669
Huske, Kala WU	SR	57	174	64	8	4	11	.649
Wedemeier, Loni TSU	SR	53	156	52	8	2	11	.622
Pride, Ashley NWMSU	SR	55	158	53	10	0	11	.608
McClernon, Chelsea ESU	JR	69	220	70	18	5	10	.582
White, Dani WU	FR	57	169	49	11	1	12	.580
DeVader, Brooke WU	SO	57	166	51	17	2	8	.578

ON BASE PERCENTAGE	CL	G	AB	H	BB	HP	SF	OB%
Beattie, Bree ESU	SR	69	207	87	39	3	3	.512
Gastineau, Emily PSU	SR	44	111	30	35	5	0	.464
Davison, Megan ESU	JR	69	210	79	31	1	1	.457
Turner, Angie MSSU	FR	40	119	42	21	0	1	.447
Loncarich, Ashley PSU	SR	44	133	55	8	0	1	.444
Huske, Kala WU	SR	57	174	64	18	4	1	.437
Adams, Rachel CMSU	JR	55	156	55	24	0	2	.434
Pride, Ashley NWMSU	SR	55	158	53	24	2	2	.425
Wedemeier, Loni TSU	SR	53	156	52	21	3	2	.418
Whitcomb, H. CMSU	JR	51	125	44	12	1	0	.413

WINS	CL	G	W	L
Stevens, Melissa ESU	SR	37	30	4
Reed, Courtney ESU	JR	32	25	3
Swygert, Kelly WU	FR	37	20	12
Pierce, Erin WU	SR	27	16	9
Krueger, Nicole NWMSU	FR	29	15	4
Wertz, Dana MWSU	JR	36	15	11
Muenks, Meredith CMSU	JR	28	14	7
Wedemeier, Loni TSU	SR	33	13	11
Craig, Lacey MSSU	FR	24	12	8
Martin, Stephanie SBU	SO	32	12	14

INNINGS PITCHED	CL	G	IP	IP/G
Stevens, Melissa ESU	SR	37	225.1	6.09
Swygert, Kelly WU	FR	37	211.2	5.72
Reed, Courtney ESU	JR	32	181.2	5.68
Pierce, Erin WU	SR	27	152.2	5.65
Walsma, Kelly TSU	JR	18	98.1	5.46
Martin, Stephanie SBU	SO	32	173.1	5.42
Craig, Lacey MSSU	FR	24	128.2	5.36
Brozovich, JoAnna PSU	JR	18	95.1	5.30
McDougal, Ashley TSU	JR	19	98.2	5.19
Muenks, Meredith CMSU	JR	28	142.0	5.07

STRIKEOUTS	CL	G	SO	SO/G
Stevens, Melissa ESU	SR	37	328	10.19
Reed, Courtney ESU	JR	32	249	9.59
Wedemeier, Loni TSU	SR	33	190	8.33
Predovich, Lindsey MWSU	JR	22	78	7.48
Bott, Anna PSU	SR	24	91	6.11
Morris, Kelly NWMSU	SO	22	78	5.25
Wertz, Dana MWSU	JR	36	133	5.18
Young, Lauren CMSU	JR	20	53	5.13
Krueger, Nicole NWMSU	FR	29	94	4.98
Pierce, Erin WU	SR	27	105	4.81

SAVES	CL	G	Sv
Martin, Kelly CMSU	FR	21	5
Predovich, Lindsey MWSU	JR	22	4
Wertz, Dana MWSU	JR	36	4
Wedemeier, Loni TSU	SR	33	4
Schneider, Amy MSSU	SR	20	3
Lakebrink, Lauren NWMSU	SO	20	2
7 tied with 1 save(s)			

SHUTOUTS	CL	G	ShO
Stevens, Melissa ESU	SR	37	14
Reed, Courtney ESU	JR	32	11
Wedemeier, Loni TSU	SR	33	9
Krueger, Nicole NWMSU	FR	29	8
Martin, Stephanie SBU	SO	32	6
Morris, Kelly NWMSU	SO	22	5
Muenks, Meredith CMSU	JR	28	4
Wertz, Dana MWSU	JR	36	4
Swygert, Kelly WU	FR	37	4
Pierce, Erin WU	SR	27	4



Brooke DeVader led the MIAA in doubles in 2006

MIAA Record Book

INDIVIDUAL BATTING

Most Games Played

Season: 72, Nicole Christ, Tracy Kitrel, Stacy Rathbun, Audrey Kramme, all UMSL 1995

Career: 243, Bree Beattie, ESU 2002-06 (career included a hardship season)

Most At-Bats

Game: 9, Denette Stottlemire, TSU vs. Nebraska-Omaha, 5/8/82

Season: 228, Ashley Loncarich, PSU 2004

Career: 705, Erin Turner, MSSU 1999-2002

Most Runs

Game: 5, Whitney Sims, ESU vs. LU, 4/3/99

Season: 59, Joy Rishel, PSU 1994

Career: 186, Elizabeth Economon, TSU 2001-04

Most Hits

Game: 5, five times, most recently by Janet Borgmeyer, UMR vs. ESU, 4/27/04

Season: 93, Amy Beverly, MWSU, 2005

Career: 272, Elizabeth Economon, TSU 2001-04

Consecutive Games with a Hit

24, Kendra Smith, NWMSU 3/28-5/6/00

Consecutive At Bats with a Hit

17, Marcy Scott, WU 4/13-19/96

Highest Batting Average

(season minimum 100 at bats;

career minimum 200 at bats)

Season: .529, Shelly Graham, PSU 1997 (63-of-119)

Career: .449, Shelly Graham, PSU 1997-98 (119-of-265)

Most Runs Batted In

Game: 8, Jaime Ostmann, UMR vs. PSU, 3/23/96; Kristi Bredbenner, TSU vs. ESU 4/7/00; Emily Gastineau, PSU vs. New Mexico Highlands, 2/8/04

Season: 71, Emily Gastineau, PSU 2004

Career: 193, Elizabeth Economon, TSU 2001-04

Most Doubles

Game: 4, Holly Hennessey, MWSU vs. UMSL, 3/18/94

Season: 24, Nicole Christ, UMSL 1995; Amy Beverly, MWSU 2005

Career: 58, Melissa Grider, MSSU 1994-96; Amy Beverly, MWSU 2003-06

Most Triples

Game: 3, Anne Moe, TSU vs. William Jewell (Mo.), 4/17/92; Megan Davison, ESU vs. Texas Woman's, 2/10/06

Season: 15, Jennifer Jimerson, MSSU 1998

Career: 31, Jennifer Jimerson, MSSU 1995-98

Most Home Runs

Game: 3, Gloria Richmond, LU vs. UMR, 1987; Kristi Bredbenner, TSU vs. ESU, 4/7/00; Kasey Martin, MSSU vs. ESU, 4/12/00; Kara Unger, MWSU vs. MSSU, 3/5/05; Kara Unger, MWSU vs. WU, 4/26/05

Season: 23, Megan Davison, ESU 2006

Career: 50, Elizabeth Economon, TSU 2001-04



Most Stolen Bases

Game: 6, Melanie Rohrer, UMR vs. St. Louis (Mo.), 4/20/94; Chris Shaffer, WU vs. SBU, 4/23/94

Season: 65, Becca Alt, UMR 1997

Career: 152, Becca Alt, UMR 1995-98

Most Bases on Balls

Game: 4, Five times, most recently by Gregan Ketcham, PSU vs. MWSU, 5/5/06

Season: 61, Elizabeth Economon, TSU 2004

Career: 132, Elizabeth Economon, TSU 2001-04

INDIVIDUAL FIELDING

Most Putouts

Game: 27, Kristy Furrer (1B), CMSU vs. UMR, 5/2/04

Season: 576, Shally Lundien (1B), MSSU 1994

Career: 1,690 LeAnn Paul, (1B), TSU 2001-04

Most Assists

Game: 14, Beth Tank (1B), TSU vs. Quincy (Ill.), 4/2/86

Season: 195, Karen Hopewell (SS), NWMSU 1985

Career: 555, Shari Heider (3B), MSSU 1993-96

Highest Fielding Percentage

(Season min. 483 chances;

career min. 1000 chances)

Season: 1.000, Dara Clouse (1B), WU 2003 (454 PO, 29 A, 0 E)

Career: .995, Dara Clouse (1B), WU 2002-04 (1399 PO, 82 A, 8 E)

INDIVIDUAL PITCHING

Most Games

Season: 49, Jill Stockdale, UMSL 1995

Career: 141, Melissa Stevens, ESU, 2003-06

Most Innings Pitched

Game: 19, Andrea Kearns, NWMSU vs. MWSU, 4/21/98

Season: 286.3, Jill Stockdale, UMSL 1995

Career: 810.3, Renee Dunlap, PSU 1992-95

Lowest Earned Run Average

(Season min. 100 innings pitched;

career min. 200 innings pitched)

Season: 0.25, Trish Kongable, TSU 1986

Career: 0.43, Tracie Eudaley, SEMSU 1984-87

Most Strikeouts Per 7 Innings Pitched

(Season min. 100 innings pitched;

career min. 200 innings pitched)

Season: 12.04, Christy Deken, UMR 2004 (218.7 IP, 376 Ks)

Career: 9.74, Christy Deken, UMR 2003-04 (375.3 IP, 522 Ks)

Most Total Strikeouts

Game: 23, Christy Deken, UMR vs. ESU, 4/27/04

Game, opposing pitchers: 42, Christy Deken, UMR (23) & Melissa Stevens, ESU (19), 4/27/04

Season: 346, Christy Deken, UMR 2004

Career: 1034, Melissa Stevens, ESU, 2003-06

Most Consecutive Strikeouts

11, Mandee Berg, CMSU vs. Missouri Valley, 3/12/96; 11, Christy Deken, UMR vs. MSSU, 4/6/04

Fewest Walks Per Seven Innings Pitched

(Season min. 100 IP, career min. 200 IP)

Season: 0.31, Shelley Lewis, NWMSU 1984 (135.3 IP, 6 BB)

Career: 0.41, Shelley Lewis, NWMSU 1982-85 (430.7 IP, 25 BB)

Most Shutouts

Season: 17, Tracie Eudaley, SEMSU 1986; Andrea Clarke, MSSU 1991 and 1992

Career: 45, Tracie Eudaley, SEMSU 1984-87

Most Wins

Season: 31, Andrea Clarke, MSSU 1992

Career: 103, Melissa Stevens, ESU, 2003-06

Most Saves

Season: 10, Britany Hargis, MSSU 2001

Career: 15, Britany Hargis, MSSU 1998-2001

Best Won-Lost Percentage

(Season min. 20 decisions;

career min. 40 decisions)

Season: .939, Andrea Clarke, MSSU 1992 (31-2)

Career: .811, Cheryl Kopf, MSSU 1989-92 (43-10)

Most No-Hit Games

Season: 2, Nine times, most recently by Melissa Stevens, ESU 2006

Career: 5, Melissa Stevens, ESU 2003-06

Most Consecutive Scoreless Innings

47, Kristen Grime, CMSU 4/9-19/91

TEAM BATTING

Most At-Bats

Game: 66, MWSU vs. NWMSU, 4/21/98

Season: 1,890, UMSL 1995

Most Hits

Game: 24, WU vs. Avila (Mo.), 3/13/93

Season: 591, PSU 1994

Highest Batting Average

Season: .354, PSU 1994 (591-for-1,669)

Most Runs Batted In

Game: 24, WU vs. Avila (Mo.) 3/13/93; ; ESU vs. Ouachita Baptist (Ark.), 2/19/05; PSU vs. Minnesota-Crookston, 3/17/06

Season: 359, ESU 2006

Most Doubles

Game: 8, TSU vs. PSU, 5/6/05

Season: 104, UMSL 1995

Most Triples

Game: 5, MSSU vs. UMR, 4/3/96

Season: 47, MSSU 1996

Most Home Runs

Game: 7, MWSU vs. WU, 4/26/05

Season: 75, ESU 2006

Most Stolen Bases

Game: 14, WU vs. SBU, 4/23/94

Season: 221, WU 1990

Most Walks

Game: 11, SBU vs. William Woods (Mo.), 1991; MSSU vs. Westmar (Iowa), 3/12/96

Season: 203, TSU 2004

TEAM PITCHING

Most Shutouts

Season: 30, ESU, 2005

Most Strikeouts per Seven Innings

Season: 9.43, ESU 2006 (466 IP, 628 K)

Fewest Walks per Seven Innings

Season: 0.69, SBU 1993 (161 IP, 16 BBs)

TEAM FIELDING

Highest Fielding Percentage

Season: .976, MWSU 2004 (1008 PO, 438 A, 36 E)

Most Double Plays

Season: 27, WU 2005

MISCELLANEOUS RECORDS

Most Games Played

Season: 72, UMSL 1995 (44-29 – record includes one forfeit win)

Most Wins

Season: 62, ESU 2006 (62-7)

Most Losses

Season: 42, LU 1999 (7-42)

Longest Winning Streak

21, ESU 2/17-3/25/06

Longest Losing Streak

27, LU 3/24/96-3/4/97

Best Won-Lost Percentage

Season: .899, ESU 2006 (62-7)

Worst Won-Lost Percentage

Season: .094, LU 1992 (3-29)

Longest Game by Innings

19, NWMSU (4) vs. MWSU (3), 4/21/98

Most Consecutive Games

Without Being Shut Out

Overall: 59, MSSU 1992-93

Season: 57, ESU 2/17-5/19/06

PLAYERS

COACHES

REVIEW

RECORDS

HISTORY

OPPONENTS

WASHBURN

2006 MIAA Record Book



PLAYERS

COACHES

REVIEW

RECORDS

HISTORY

OPPONENTS

WASHBURN

The MIAA

**Ralph McFillen**

MIAA Commissioner
913 341-3839 Phone
913 341-5887 Fax

**Matt Newbery**

Assist. to the
Commissioner for
Media Relations
913 341-3080 Phone
913 341-2995 Fax

**Natasha Oakes**

Assistant
Commissioner for
Compliance/SWA
913 754-0444 Phone
913 341-5887 Fax

About the MIAA

The Mid-America Intercollegiate Athletics Association, a 10-member conference of NCAA Division II institutions in Missouri and Kansas, was first organized in 1912 as the Missouri Intercollegiate Athletic Association.

Over the past 20 years, the league has undergone several changes, highlighted by increased participation in national championships.

The MIAA has gained the reputation of being one of the top NCAA Division II conferences in the nation. MIAA student-athletes have won 13 national team championships and more than 100 individual national titles.

The MIAA currently conducts conference championships in eight men's and eight women's sports. Men's championships

include football, cross country, basketball, indoor and outdoor track and field, baseball, tennis, and golf. Women's champions are determined in volleyball, soccer, cross country, basketball, indoor and outdoor track and field, softball and tennis.

Ralph McFillen, formerly of the Metro and Gulf South conferences, succeeded Ken B. Jones as commissioner of the MIAA in July 1997.

Matt Newbery, previously the assistant sports information director at Pittsburg State University, is assistant to the commissioner for media relations and in his 13th year with the MIAA.

Natasha Oakes, a former All-MIAA track performer at Emporia State University, was added as the third full-time staffer in July 2005 as assistant to the commissioner for compliance.

MIAA Regular Season and Tournament Champions

2006	Emporia State (RS/T)	1996	Emporia State	1986	Truman
2005	Emporia State (RS/T)	1995	Central Missouri	1985	Truman
2004	Truman (RS), Emporia State (T)	1994	Central Missouri	1984	Northwest Missouri
2003	Truman (RS/T)	1993	Missouri Southern	1983	Truman
2002	Washburn (RS), Truman (T)	1992	Missouri Southern	1982	Central Missouri
2001	Missouri Southern (RS/T)	1991	Southeast Missouri		
2000	Truman	1990	Missouri Southern		
1999	Northwest Missouri	1989	Missouri-St. Louis		
1998	Missouri Southern	1988	Central Missouri		
1997	Central Missouri	1987	Central Missouri		

MIAA Titles Won or Shared: Central Missouri State 6, Missouri Southern 5, Truman, 6, Emporia State 3, Northwest Missouri State 2, Missouri-St. Louis 1, Southeast Missouri State 1, Washburn 1.

MIAA Postseason Tournament Titles won: Emporia State 3, Truman 2, Missouri Southern 1

Note: Beginning in 2001, the regular season winner was recognized as MIAA champion. From 1982-2000, the conference tournament winner was recognized as MIAA champion. The MIAA continues to conduct a postseason tournament.

MIAA Teams in the NCAA National Softball Tournament

School	Appearances	Years	NCAA Champs
Central Missouri	7	1987, 88, 89, 91, 94, 95, 97	
Emporia State	4	1996, 2004, 05, 06	
Fort Hays State	1	2003 (<i>as a member of the RMAC Conference</i>)	
Missouri Southern	8	1990, 92, 93, 94, 95, 96, 98, 2001	1992
Missouri Western	2	2005, 06	
Northwest Missouri	3	1983, 84, 2006	
Pittsburg State	3	1993, 94, 95	
Truman	12	1982, 83, 85, 86, 88, 89, 2000, 01, 02, 03, 04, 05	
Washburn	2	1999, 2006	

No longer in the MIAA

Missouri, St. Louis	1	1989
Southeast Missouri	4	1986, 87, 89, 91

Mid-America Intercollegiate Athletics Association Member Directory



Baseball M
Basketball M
Basketball W
Cross Country M
Cross Country W
Football
Golf M
Soccer W
Softball
Tennis M
Tennis W
Track and Field M
Track and Field W
Volleyball W

MIAA Office

Mailing Address

10551 Barkley,
Suite 501
Overland Park, KS 66212

School		Enrollment	Location	Population	From Topeka
University of Central Missouri	x x x x x x x x	11,000	Warrensburg, Mo.	16,340	126.1 miles
Emporia State University	x x x x x x x x	6,258	Emporia, Kan.	26,666	64.6 miles
Fort Hays State University	x x x x x x x x	7,500	Hays, Kan.	19,841	205.4 miles
Missouri Southern State University	x x x x x x x x	5,740	Joplin, Mo.	46,373	226.1 miles
Missouri Western State University	x x x x x x x x	5,158	St. Joseph, Mo.	72,663	101.3 miles
Northwest Missouri State University	x x x x x x x x	6,500	Maryville, Mo.	10,581	140.6 miles
Pittsburg State University	x x x x x x x x	6,751	Pittsburg, Kan.	19,243	171.9 miles
Southwest Baptist University	x x x x x x x x	3,536	Bolivar, Mo.	9,143	198.3 miles
Truman State University	x x x x x x x x	6,000	Kirksville, Mo.	16,988	220.9 miles
Washburn University	x x x x x x x x	7,002	Topeka, Kan.	122,008	--



2007 WASHBURN SOFTBALL

HISTORY



Laura Klamm (below) was inducted into the Washburn Athletics Hall of Fame on Feb. 14, 1998.

Klamm was a three-time NAIA All-American in softball and a member of the NAIA Hall of Fame.

She had an all-time pitching record of 79-27 and led the Lady Blues to two NAIA national tournament appearances in 1985 and 1986. Klamm was named the NAIA tournament most valuable player in 1985 and was also selected to the all-tournament team as a senior in 1986.

In addition to her off-field accomplishments, she was a NAIA Academic All-American in 1986. Her jersey number "17" was retired following the 1986 season.

Washburn finished as the national runner-up in 1985 and was fifth in 1986.



Laura Klamm was a three-time NAIA All-America selection in softball and named to the NAIA Softball Hall of Fame.

Lady Blues in Postseason Play



**1999
2006**



**DISTRICT 10
CHAMPIONS**

**1990
1989
1988
1987
1986**



**TOURNAMENT
APPEARANCES
1991-2004, 2006**



**CHAMPIONS
2001**

Lady Blues All-American Selections

Kristen Cheney - OF, 3rd Team, 2002

Chris Torrez - OF, 3rd Team, 1996

Laura Klamm, P/SS, 1st Team, 1986

Diana Klamm, P, 1st Team, 1986

Latisha Yarnell, 1B, 1st Team, 1986

Laura Klamm, P/SS, 2nd Team, 1985

Laura Klamm, P/SS, 1st Team, 1984

1999, 2006 NCAA Softball Tournament Appearances



Lady Blues Season Most Valuable Players

1991 Jo WodtkeSr., OF	1995 Chris TorrezJr., OF	1999 Torrie Beauchamp . Sr., OF	2003 Julie BlaufussSr., C
1992 Jodee JensenSr., C	1996 Chris TorrezSr., OF	2000 Carrie Kaberline . Sr., SS	2004 Dara ClouseSr., 1B
1993 Jenny KlammSr., OF	1997 Elizabeth Anthony .Sr., P	2001 Stacie Carpenter . Sr., 1B	2005 Jackie SellsSr., UT
1994 Chris TorrezSo., OF	1998 Joy Marie Soerries .Sr., SS	2002 Kristen Cheney .Sr., OF	2006 Kelly SwygertSo., P

Lady Blues First Team All-MIAA

Kala Huske, 1B2006	Kristen Cheney, OF2002	Marcy Scott, 2B1999	Chris Torrez, OF1994
Kala Huske, C2005	Brooke Lyons, OF2002	Kathy Mohler, UT1999	Shannon Rhodes, P1993
Ashley Webb, OF2005	Katie Schmidt, DP2002	Torrie Beauchamp, OF . . .1999	Brandi Steinmetz, SS . . .1993
Dara Clouse, 1B2003	Stacie Carpenter, 1B2001	Kathy Mohler, UT1998	Jenny Klamm, OF1993
Tiffany Whitt, OF2003	Kristen Cheney, OF2001	Torrie Beauchamp, OF . . .1998	Jenny Klamm, 2B1992
Katie Schmidt, 3B2003	Hayle Beauchamp, OF2000	Carrie Kaberline, UT . . .1997	Shelly Burke, DP1991
Katie Gregg, P2002	Stacie Carpenter, 1B2000	Torrie Beauchamp, OF . . .1997	Jo Wodtke, OF1991
Ashley Perkins, P2002	Carrie Kaberline, SS2000	Chris Torrez, OF1996	
Dara Clouse, 1B2002	Kathy Mohler, P2000	Chris Torrez, OF1995	

Lady Blues Second Team All-MIAA

Kelly Swygert, P2006	Dawn Nachbar, 2B2000	Tara Phillips, 1B1996	Shannon Rhodes, P1992
Ashley Webb, OF2006	Amy Heiman, P1999	Marcy Scott, 2B1996	Jodee Jensen, C1992
Brooke DeVader, 1B2005	Marcy Scott, 2B1998	Tara Phillips, 1B1995	Jodee Jensen, C1991
Kala Huske, UT2004	Joy Marie Soerries, SS . . .1998	Angie Guerin, OF1994	Jenny Klamm, 2B1991
Molly Gleisberg, OF2004	Shelley Cole, OF1998	Shelly (Burke) DeHart, 3B .1993	Deniece Hansen, 3B1991
Katie Gregg, P2003	Joy Marie Soerries, SS . . .1997	Chris Torrez, OF1993	
Brooke Lyons, OF2001	Angie Guerin, OF1997	Tara Phillips, DP1993	

Lady Blues Honorable Mention All-MIAA

Brooke DeVader, SS2006	Julie Blaufuss, C2003	Carrie Kaberline, 1B1998	Chris Kline, DP1996
Shannon Gosser, UT2006	Kala Huske, UT2003	Stacie Carpenter, DP . . .1998	Mendy Simecka, C1995
Amanda Carey, SS2005	Jackie Sells, UT2003	Amy Heiman, P1998	Chris Kline, 2B1995
Jackie Sells, UT2005	Julie Blaufuss, C2002	Kathy Mohler, P1997	Renee Harders, SS1995
Mandy Tarbutton, OF2005	Dawn Nachbar, 2B2002	Marcy Scott, 2B1997	Angie Guerin, OF1995
Joanne Fluker, P2004	Keri Tanner, 3B2002	Shelley Cole, DP1997	Mendy Simecka, C1994
Dara Clouse, 1B2004	Amy Scott, OF2001	Tammy Sauer, P1996	Kelley Jordan, 1B1994
Katie Schmidt, 3B2004	Julie Blaufuss, C2001	Joy Marie Soerries, SS . . .1996	Shannon Rhodes, P1991
Ashley Webb, OF2004	Stacie Carpenter, 1B1999	Torrie Beauchamp, OF . . .1996	Rhonda Rouck, P1991
Ashley Perkins, P2003	Carrie Kaberline, SS1999	Angie Guerin, OF1996	

Lady Blues All-MIAA North Division Team

Shannon Rhodes, P1993	Jenny Klamm, OF1993	Jodee Jensen, C1992	Jodee Jensen, C1991
Rhonda Rouch, P1993	Chris Torrez, OF1993	Jenny Klamm, 2B1992	Deniece Hanson, 3B . . .1991
Brandi Steinmetz, SS . . .1993	Tara Phillips, DP1993	Diana Paul, OF1992	Jo Wodtke, OF1991
Shelly DeHart, 3B1993	Shannon Rhodes, P1992	Rhonda Rouck, P1991	Shelly Burke, DP1991

Lady Blues MIAA Commissioners Honor Roll

Brooke DeVader, SS2006	Ashley Perkins, P2003	Dawn Nachbar, 2B2000	Torrie Beauchamp, OF . . .1997
Kala Huske, 1B2006	Katie Schmidt, 3B2003	Amanda Purdon, UT . . .2000	Stacey Davis, P1997
Mikala Mohler, 3B2006	Jackie Sells, UT2003	Amy Scott, OF2000	Joy Marie Soerries, SS . . .1997
Erin Pierce, P2006	Dara Clouse, 1B2002	Tara Steffan, 3B2000	Mendy Simecka, C1996
Mandy Tarbutton, OF2006	Molly Gleisberg, OF2002	Amanda Vawter, C2000	Tisha Wolf, OF1996
Mikala Mohler, 3B2005	Dawn Nachbar, 2B2002	Torrie Beauchamp, OF . . .1999	Renee Harders, SS1995
Erin Pierce, P2005	Holly Reichel, UT2002	Haley Ford, OF1999	Mendy Simecka, C1995
Jackie Sells, UT2005	Katie Schmidt, DP2002	Tara Griffith, C1999	Eileen Brungardt, IF . . .1994
Erin Pierce, P2004	Sandy Erickson, P2001	Amy Heiman, P1999	Chris Keller, IF1994
Katie Schmidt, 3B2004	Amy Heiman, P2001	Carrie Kaberline, SS . . .1999	Mendy Simecka, C1994
Jackie Sells, UT2004	Dawn Nachbar, 2B2001	Amanda Vawter, C1999	Jenny Klamm, OF1993
Ashley Stewart, SS2004	Amy Scott, OF2001	Torrie Beauchamp, OF . . .1998	Shannon Rhodes, P1993
Tiffany Whitt, OF2004	Kristen Cheney, OF2000	Haley Ford, OF1998	Jenny Klamm, 2B1992
Julie Blaufuss, C2003	Haley Ford, OF2000	Joy Marie Soerries, SS . . .1998	Jenny Klamm, 2B1991
Dara Clouse, 1B2003	Amy Heiman, P2000	Lindsey Wagner, UT . . .1998	Michelle Reed, P1991
Jackie Horn, OF2003	Carrie Kaberline, SS2000	Elizabeth Anthony, P/1B .1997	

NAIA All-District 10 Team

Rhonda Rouch, P1990	Latisha Yarnell, 1B1988	Latisha Yarnell, 1B1985	Lori Catron, IF1984
Sherri Spangler, IF1990	Jill Fischer, 3B1987	Lori Catron, 2B1985	Laura Klamm, 2B1983
Jo Wodtke, OF1990	Latisha Yarnell, 1B1986	Laura Klamm, P/SS1985	Brenda Soldani, 1B1983
Vicki Fund, P1989	Diana Klamm, P1986	Diana Klamm, P1985	Roxanne Hoffman1983
Jill Fischer, 3B1988	Laura Klamm, P/SS1986	Laura Klamm, P/SS1984	Elaine Ehler, OF1983
Vicki Fund, P1988	Lori Catron, 2B1986	Michele Sasek, C1984	

Lady Blues First Team All-CSIC

Jill Fischer, 3B1988	Diana Klamm, P/SS1985	Laura Klamm, P/SS1983	Brenda Stolle, P1978
Jill Fischer, 3B1987	Laura Klamm, P/SS1985	Brenda Soldani, 1B1983	Carol Williams, P1978
Laura Klamm, P/SS1986	Latisha Yarnell, 1B1985	Brenda DeGroot, OF . . .1979	
Diana Klamm, P1984	Laura Klamm, P/SS1984	Carol Williams, P1979	

Lady Blues Honorable Mention All-CSIC

Julie Michel, OF1990	Lori Catron, 2B1986	Brenda Soldani, 3B1982	Brenda DeGroot, OF . . .1978
Vicki Fund, P1988	Lori Catron, 2B1985	Lisa Balsters, 1B1979	Debbie McDougal, C . . .1978
Nancy Mohler, C1988	Lori Catron, 2B1984	Bonnie Crow, 3B1979	Lisa White-Balsters, 1B .1978
Latisha Yarnell, 1B1986	Kim Dickerson, OF1984	Laura Broyles, OF1978	

MIAA Most Valuable Player

1993 Jenny Klamm, Sr., OF

MIAA Coach of the Year

Kim Newbern2002

MIAA Freshman of the Year

Katie Gregg, P2002

NFCA Division II All-American

Kristen Cheney, OF3rd team, 2002

Chris Torrez, OF3rd team, 1996

CoSIDA Academic All-American

Torrie Beauchamp, OF3rd team, 1999

Torrie Beauchamp, OF2nd team, 1998

Elizabeth Anthony, P2nd team, 1997

CoSIDA Academic All-District

Torrie Beauchamp, OF1st team, 1999

Torrie Beauchamp, OF1st team, 1998

Elizabeth Anthony, P1st team, 1997

MIAA All-Academic Team

Brooke DeVader, 1B2005

Ashley Perkins, P2002

Torrie Beauchamp, OF1998

Amy Heiman, P1998

NAIA All-American

Laura Klamm, P/SS1st team, 1986

Diana Klamm, P1st team, 1986

Latisha Yarnell, 1B1st team, 1986

Laura Klamm, P/SS2nd team, 1985

Laura Klamm, P/SS1st team, 1984

NAIA National Tournament MVP

Laura Klamm, P/SS1986

Laura Klamm, P/SS1985

NAIA National All-Tournament Team

Julie Michel, OF1988

Nancy Mohler, C1988

Laura Klamm, P/SS1986

Laura Klamm, P/SS1985

NFCA Division II All-Region

Kala Huske, 1B2nd team, 2006

Mandi Daigh, C2nd team, 2006

Kala Huske, C1st team, 2005

Kristen Cheney, OF1st team, 2002

Julie Blaufuss, C1st team, 2002

Katie Gregg, P2nd team, 2002

Kristen Cheney, OF2nd team, 2001

Stacie Carpenter, 1B2nd team, 2000

Torrie Beauchamp, OF2nd team, 1999

Kathy Mohler, UT1st team, 1999

Chris Torrez, OF1st team, 1996

Chris Torrez, OF1st team, 1995

Tammy Sauer, P2nd team, 1996

Chris Kline, 2B2nd team, 1995

Jenny Klamm, 2B2nd team, 1991

Jo Wodtke, OF2nd team, 1991

Shelly Burke, DP2nd team, 1991

Academic All-CSIC

Laura Klamm, P/SS1986

Laura Klamm, P/SS1985

Laura Klamm, P/SS1984

Laura Klamm, P/SS1983

PLAYERS

COACHES

REVIEW

RECORDS

HISTORY

OPPONENTS

WASHBURN



Year by Year Summary

	Year	Coach	Record	Pct.	Year	Coach	Record	Pct.
PLAYERS	1970	Nuzman	1-4	.200	1989	Stauffer	25-19	.568
COACHES	1971	Nuzman	2-3	.200	1990	Stauffer	38-10	.792
REVIEW	1972	Floyd	3-2	.600	1991	Stauffer-Osburn	25-21	.543
RECORDS	1973	Floyd	4-3	.571	1992	Osburn	26-23	.531
HISTORY	1974	Floyd	3-3	.500	1993	Osburn	33-9	.673
OPPONENTS	1975	McCool	7-3	.700	1994	Osburn	22-32-1	.409
WASHBURN	1976	Bean	7-5	.583	1995	Blaskowski	31-22	.585
	1977	Chipman	5-14	.263	1996	Blaskowski/Punzo	31-19	.620
	1978	Furrer	16-14	.533	1997	Newbern	27-21	.563
	1979	Dick	14-13	.519	1998	Newbern	27-14	.659
	1980	Dick	9-13	.409	1999	Newbern	41-24	.631
	1981	Dick	7-18	.280	2000	Newbern	38-20	.655
	1982	Dick	10-20	.333	2001	Newbern	28-21	.571
	1983	Moley	12-12	.500	2002	Newbern	48-11	.813
	1984	Moley	26-9	.743	2003	Carey	34-14	.733
	1985	Moley	34-17	.667	2004	Carey	32-25	.561
	1986	Moley	50-12	.806	2005	Carey	30-26	.535
	1987	Moley	35-21	.745	2006	Carey	36-21	.631
	1988	Stauffer	31-18	.633				

All-Time Record – 888-568-1 (.610) / 37 seasons

Annual Leaders

Batting Average

Year	Player	POS	AB	H	AVG
1984	Laura Klamm	P/SS	111	37	.360
1985	Laura Klamm	P/SS	162	58	.358
1986	Laura Klamm	P/SS	182	48	.335
1987	Tish Yarnell	1B	---	--	.328
1988	Jill Fischer	---	148	51	.345
1989	Rina Hembrough	SS	125	51	.408
1990	Sherri Spangler	3B	146	56	.384
1991	Jenny Klamm	SS	147	42	.286
1992	Brandi Steinmetz	SS	131	41	.313
1993	Brandi Steinmetz	SS	142	60	.423
1994	Chris Torrez	OF	167	59	.353
1995	Chris Torrez	OF	177	81	.458
1996	Chris Torrez	OF	151	66	.437
1997	Shelley Cole	OF	137	49	.358
1998	Torrie Beauchamp	OF	140	58	.414
1999	Torrie Beauchamp	OF	218	85	.390
2000	Carrie Kaberline	SS	185	73	.395
2001	Brooke Lyons	OF	122	48	.393
2002	Kristen Cheney	OF	187	80	.428
2003	Tiffany Whitt	OF	153	57	.348
2004	Dara Clouse	1B	174	59	.339
2005	Kala Huske	C	169	58	.343
2006	Kala Huske	1B	174	64	.368

Earned Run Average

Year	Pitcher	IP	ER	ERA
1984	Laura Klamm	150.0	10	0.47
1985	stats not available			
1986	Laura Klamm	262.0	20	0.53
1987	Diana Klamm	--	--	1.00
1988	Vicki Fund	182.0	36	1.38
1989	Vicki Fund	261.7	48	1.64
1990	Rhonda Rouck	129.7	16	0.86
1991	Rhonda Rouck	115.3	22	1.34
1992	Rhonda Rouck	118.0	33	1.96
	Shannon Rhodes	157.0	44	1.96
1993	Shannon Rhodes	153.7	29	1.32
1994	Cheryl Pruitt	203.0	61	2.10
1995	Cheryl Pruitt	120.7	35	2.03
1996	Tammy Sauer	146.7	40	1.91
1997	Elizabeth Anthony	85.3	16	1.31
1998	Amy Heiman	139.7	47	2.36
1999	Amy Heiman	241.7	58	1.68
2000	Kathy Mohler	234.0	59	1.76
2001	Amy Heiman	158.0	41	1.82
2002	Ashley Perkins	151.0	24	1.11
2003	Katie Gregg	166.3	25	1.05
2004	Joanne Fluker	233.0	70	2.10
2005	Erin Bryan	68.0	12	1.24
2006	Kelly Swygert	211.3	81	2.68



Miscellaneous Records

Longest Game By Innings:

15, vs. Winthrop, 1985

Most Runs In an Inning:

14, vs. Southwest State (Minn.), 2001

Most Consecutive Games without Being Shutout:

44, 2002

Most Games Played in a Season:

65, 1999

Most Wins in a Season:

50, 1986 (50-12)

Most Losses in a Season:

32, 1994 (22-32-1)

Longest Winning Streak:

20, 1986

Longest Losing Streak:

8, 2001; 2005

Best Winning Percentage:

.806, 1986 (50-12)

Worst Winning Percentage:

.409, 1994 (22-32-1)

Individual Records

General

Most Games Played Season:

65 - Torrie Beauchamp, Marcy Scott, Stacie Carpenter, Carrie Kaberline - 1999

55 - Chris Torrez, Angie Guerin, Chris Shaffer, Kelley Jordan - 1994

Career:

212 - Julie Blaufuss, 2000-03

211 - Carrie Kaberline, 1997-00

209 - Dara Clouse, 2001-04

200 - Kala Huske, 2003-06

Batting

Most At-Bats Game:

6 - Tiffany Whitt, vs Missouri Southern, 2003

6 - Julie Blaufuss, vs. Missouri Western, 2002

6 - Brooke Lyons, vs. Missouri Western, 2002

6 - Stacie Carpenter, vs. Augustana, 2001

6 - Kristen Cheney, vs. Augustana, 2001

6 - Brooke Lyons, vs. Augustana, 2001

6 - Katie Schmidt, vs. Augustana, 2001

6 - Torrie Beauchamp, vs. Emporia State, 1999

6 - Marcy Scott, vs. Northwest Missouri, 1999

6 - Kathy Mohler, vs. Northwest Missouri, 1999

6 - Jo Wodtke, vs. Missouri Western, 1991

6 - Deniece Hanson, vs. Missouri Western, 1991

6 - Shelly Burke, vs. Missouri Western, 1991

6 - Diana Paul, vs. Missouri Western, 1991

6 - Mendy Simecka, vs. Emporia State, 1994

Most At-bats Season:

218 - Torrie Beauchamp, 1999

191 - Mandy Tarbutton, 2005

190 - Lori Catron, 1986

Most At-bats Career:

666 - Torrie Beauchamp, 1996-99

660 - Julie Blaufuss, 2000-03

633 - Dara Clouse, 2001-04

616 - Chris Torrez, 1993-96

Most Hits Game:

5 - Julie Blaufuss, vs. Augustana, 2001
(29 tied with 4 hits)

Most Hits Season:

85 - Torrie Beauchamp, 1999

81 - Chris Torrez, 1995

Most Hits Career:

258 - Torrie Beauchamp, 1996-99

245 - Chris Torrez, 1993-96

Highest Batting Average Season:

.458 - Chris Torrez, 1995, (81 H, 171 AB)

Highest Batting Average Season Career:

.398 - Chris Torrez, 1993-96 (245 H, 616 AB)

Most Runs Scored Game:

4 - Molly Gleisberg, vs Bethany, 2002

4 - Mendy Simecka, vs. UCCS, 1993

4 - Shelly (Burke) DeHart, vs. UCCS, 1993

4 - Brandi Steinmetz, vs. UCCS, 1993

4 - Jenny Klamm, vs. UCCS, 1993

4 - Brandi Steinmetz, vs. Avila, 1993

4 - Jenny Klamm, vs. Avila, 1993

Most Runs Scored Season:

52 - Kristen Cheney, 2002

50 - Torrie Beauchamp, 1999

Most Runs Scored Career:

175 - Torrie Beauchamp, 1999

148 - Chris Torrez, 1993-96

Most Runs Batted In Game:

6 - Brooke DeVader vs Oklahoma Panhandle, 4/23/06

Most Runs Batted In Season:

52 - Chris Torrez, 1996

Most Runs Batted In Career:

167 - Chris Torrez, 1993-96

Most Doubles Game:

3 - Julie Blaufuss, vs. Southwest Baptist, 2002

3 - Mendy Simecka, vs. Avila, 1993

3 - Carrie Kaberline, vs. Incarnate Word, 2000

Most Doubles Season:

22 - Carrie Kaberline, 2000

22 - Stacie Carpenter, 2000

17 - Brooke DeVader, 2006

Most Doubles Career:

56 - Stacie Carpenter, 1998-2001

49 - Carrie Kaberline, 1997-2000

Most Triples Game:

2 - Sherri Spangler, vs. Benedictine, 1990

Most Triples Season:

10 - Tish Yarnell, 1986

Most Triples Career:

21 - Tish Yarnell, 1985-88

Most Home Runs Game:

2 - Dani White, 4/15/06 vs Minnesota State

2 - Ashley Webb, 3/1/06 vs Baker

2 - Ashley Webb, 5/5/06 vs Central Missouri

2 - Kala Huske, 3/25/06 vs Upper Iowa

- Brooke DeVader, 4/15/06 vs Minnesota State

2 - Ashley Webb, vs Northwest Missouri, 2005

2 - Kristen Cheney, vs Pittsburg State, 2002

2 - Brooke Lyons, vs Lincoln, 2002

2 - Julie Blaufuss, vs Truman State, 2002

2 - Carrie Kaberline, vs. Truman State, 2000

2 - Carrie Kaberline, vs. Northwest Missouri, 2000

2 - Stacie Carpenter, vs. Fort Hays State, 2000

2 - Amanda Vawter, vs. Pittsburg State, 1998

2 - Carrie Kaberline vs. Pittsburg State, 1998 (twice; different games)

2 - Carrie Kaberline vs. Eastern New Mexico, 1997

2 - Chris Torrez vs. Nebraska-Omaha, 1994

2 - Chris Torrez vs. Colorado Mines, 1995

2 - Renee Harders, vs. Wayne State, 1994

2 - Renee Harders, vs. Missouri Southern, 1995

Most Home Runs Season:

12 - Dani White, 2006

11 - Kala Huske, 2006

11 - Kristen Cheney, 2002

11 - Chris Torrez, 1994

Most Home Runs Career:

32 - Chris Torrez, 1993-96

Most Stolen Bases Game:

6 - Chris Shaffer, vs. Southwest Baptist, 1994

Most Stolen Bases Season:

33 - Torrie Beauchamp, 1999

29 - Jenny Klamm, 1990

29 - Jo Wodtke, 1990

Most Stolen Bases Career:

87 - Torrie Beauchamp, 1996-1999

59 - Jenny Klamm, 1990-93

Most Bases on Balls Game:

3 - Autumn Hauck vs Northwest Mo., 5/6/06

3 - Katie Schmidt, vs Emporia State, 2004

3 - Jackie Sells, vs Mary, 2003

3 - Stacie Carpenter, vs. Augustana, 1999

3 - Diana Paul, vs. Quincy, 1992

3 - Shelly (Burke) DeHart, vs. Incarnate Word, 1993

3 - Angie Guerin, vs. Northwest Missouri State, 1994

3 - Chris Torrez vs. Northwest Missouri State, 1995

3 - Renee Harders vs. Northwest Missouri State, 1995

3 - Cory Bergstrom vs. Truman State, 1995

Most Bases on Balls Season:

33 - Kristen Cheney, 2002

Most Bases on Balls Career:

65 - Katie Schmidt, 2001-04

PLAYERS

COACHES

REVIEW

RECORDS

HISTORY

OPPONENTS

WASHBURN

Lady Blues Record Book

Washburn Coaching Records

Washburn Coaches

Jan Nuzman	(1970-71)
Connie Floyd	(1972-74)
Dennis McCool	(1975)
Dennis Bean	(1976)
Bob Chipman	(1977)
Jessie Furrer	(1978)
Patty Dick	(1979-82)
Linda Moley	(1983-87)
Kelly Osburn	(1987-94)
Kevin Blaskowski	(1995-96)
John Punzo	(1996)
Kim Newbern	(1997-2002)
Lisa Carey	(2003-pr)

By Percentage

1. Moley	157-71 (.689)
2. Newbern	209-111 (.653)
3. Carey	132-86 (.606)
4. Osburn	200-131-1 (.604)
5. Floyd	10-8 (.556)

By Victories

1. Newbern	209
2. Osburn	200
3. Moley	157
4. Carey	132
5. Dick	40



<i>PLAYERS</i>
<i>COACHES</i>
<i>REVIEW</i>
<i>RECORDS</i>
<i>HISTORY</i>
<i>OPPONENTS</i>
<i>WASHBURN</i>

Lady Blues Record Book

Pitching

Most Appearances Season:

42 - Amy Heiman, 1998-2001
38 - Kathy Mohler, 2000
37 - Kelly Swygert, 2006
37 - Laura Klamm, 1986

Most Appearances Career:

137 - Amy Heiman, 1998-2001
133 - Kathy Mohler, 1997-2000
103 - Jenny Klamm, 1983-86

Most Innings Pitched Game:

13 - Kathy Mohler, vs. Emporia State, 1999
12 - Ashley Perkins, vs. Missouri Southern, 2003
11 - Stacey Davis, vs. Emporia State, 1994
11 - Katie Gregg, vs. Missouri Western, 2002

Most Innings Pitched Season:

262 - Laura Klamm, 1986

Career:

727.7 - Kathy Mohler, 1997-2000
704 - Amy Heiman, 1998-2001
513.7 - Shannon Rhodes, 1990-93

Lowest Earned Run Average Season:

0.47 - Laura Klamm, 1984 (10 ER/150IP)

Lowest Earned Run Average Career:

1.12 - Katie Gregg, 2002-03 (54 ER/337.3 IP)
1.14 - Ashley Perkins, 2002-03 (52 ER/319.7 IP)
1.52 - Rhonda Rouck, 1990-93 (105 ER/482.0 IP)

Most Strikeouts/7 Innings Season:

5.44 - Ashley Perkins (131 K/ 168.7 IP), 2003
5.24 - Ashley Perkins (113 K/ 151 IP), 2002

Most Strikeouts/7 Innings Career:

5.34 - Ashley Perkins, 2002-03 (244 K/319.7 IP)
4.05 - Shannon Rhodes, 1990-93 (297 K/ 513.7 IP)

Fewest Base on Balls/7 Innings Season:

0.40 - Laura Klamm, 1986 (15 BB/262 IP)

Fewest Base on Balls/7 Innings Career:

0.54 - Katie Gregg, 2002-03 (26 BB/337.3 IP)
1.72 - Kathy Mohler, 1997-2000 (179 BB/727.7 IP)
1.82 - Rhonda Rouck, 1990-93 (126 BB/482.0 IP)

Most Shutouts Season:

13 - Katie Gregg, 2003
13 - Amy Heiman, 1999
11 - Katie Gregg, 2002

Most Shutouts Career:

25 - Amy Heiman, 1998-2001
24 - Katie Gregg, 2002-03
18 - Shannon Rhodes, 1990-93
18 - Rhonda Rouck, 1990-93

Most Wins Season:

30 - Laura Klamm, 1986 (30-7)

Most Wins Career:

79 - Laura Klamm, 1983-86 (79-27)

Best Winning Percentage Season:

.875 - Katie Gregg, 2002
.818 - Shannon Rhodes, 1993 (18-4)

Best Winning Percentage Career:

.813 - Katie Gregg, 2002-03 (39-9)
.745 - Laura Klamm, 1983-86 (79-27)

Most No-Hit Games Season:

2 - Rhonda Rouck, 1990
2 - Shannon Rhodes, 1993
1 - Erin Pierce, 3/15/06 vs Benedictine
1 - Ashley Perkins, 2003 vs CMSU
1 - Erin Pierce, 2005 vs FHSU

Most No-Hit Games Career:

2 - Rhonda Rouck, 1990-93
2 - Shannon Rhodes, 1990-93
2 - Erin Pierce, 2004-06

Perfect Games Season and Career:

1 - Erin Pierce, 3/15/06 vs Benedictine

Combined Perfect Games

1 - Kelly Swygert (3.0 IP) and Shannon Gossier (3.0 IP), 3/15/06 vs Benedictine

Fielding

Most Putouts Game:

22 - Dara Clouse, vs. Fort Hays St., 2003
20 - Dara Clouse, vs. Missouri Western, 2002

Most Putouts Season:

509 - Tish Yarnell, 1986
487 - Dara Clouse, 2002
483 - Brooke DeVader, 2005

Most Putouts Career:

1399 - Dara Clouse, 2001-04
1240 - Tish Yarnell, 1985-88
1226 - Stacie Carpenter, 1998-2001

Most Assists Game:

13 - Shannon Rhodes, vs. Missouri Western, 1991

Most Assists Season:

178 - Cory Bergstrom, 1995
177 - Keri Tanner, 2002
170 - Amanda Carey, 2005

Most Assists Career:

389 - Katie Schmidt, 2001-04
349 - Carrie Kaberline, 1997-2000

Highest Fielding Percentage Season: (min. 100 total chances)

1.000 - Dara Clouse, 2003 (454 PO/29 A/O E)
1.000 - Julie Blaufuss, 2000 (130 PO/22 A/O E)
.996 - Dawn Nachbar, 2000 (116 PO/127 A/1E)
.996 - Connie George, 1984 (246 PO/9 A/1E)

.996 - Dara Clouse, 2004 (458 PO/30 A/2E)

.996 - Kala Huske, 2005 (207 PO/39A/1E)

Highest Fielding Percentage Career:

.995 - Dara Clouse, 2001-04 (1489 PO/101 A/15 E)
.986 - Julie Blaufuss, 2000-2003 (865 PO/103 A/14 E)
.970 - Dawn Nachbar, 1999-2002 (307 PO/348 A/20 E)

Team Batting Records

Most At-Bats Game:

46 - Augustana, 2001

Most At-Bats Season:

1,663 - 1999
1,566 - 2000
1,593 - 1986
1,572 - 2002
1,521 - 2004

Most Hits Game:

24 - vs. Avila, 1993

Most Hits Season:

468 - 1999
467 - 2002
464 - 1995

Highest Batting Average Season:

.333 - 1996 (435 hits, 1,307 at-bats)

Most Runs Scored Game:

24 - Avila, 1993

Most Runs Scored Season:

293 - 2002
280 - 1996
271 - 1999

Most Runs Batted In Game:

24 - vs. Avila, 1993

Most Runs Batted In Season:

277 - 2002
229 - 1995

Most Doubles Game:

6 - vs. Oklahoma Panhandle, 2/4/06
6 - vs. Oklahoma Panhandle, 4/23/06
6 - vs. Bethnay, 2002
6 - vs. Avila, 1993
6 - vs. Incarnate Word, 2000

Most Doubles Season:

91 - 2002
88 - 2000
85 - 2006

Most Triples Game:

4 - vs. Avila, 1993

Most Triples Season:

25 - 1986

Most Home Runs Game:

6 - vs. Minnesota State, 4/15/06)

Most Home Runs Season:

50 - 2002

49 - 2006

Most Stolen Bases Game:

14 - vs. Southwest Baptist, 1994

Most Stolen Bases Season:

221 - 1990

Most Bases on Balls Game:

9 - Mary, 2003
9 - Northwest Missouri, 1995

Most Bases on Balls Season:

153 - 2002
147 - 1996

Pitching

Most Shutouts Season:

31 - 1986

Most Strikeouts/7 Innings Season:

5.22 - 1984 (180 in 241 innings)
5.10 - 2003 (243 in 402 innings)

Fewest Base on Balls/ 7 innings Season:

0.53 - 1986 (43 in 435 innings)

Fielding

Highest Fielding Percentage Season:

.972 2002 (1206 PO, 576 A, 52 E)
.972 1986 (1297 PO, 547 A, 52 E)

Most Double Plays Season:

27 - 2005
21 - 2004
20 - 2002
17 - 2000

Putouts Game:

45, vs. Winthrop, 1985

Putouts Season:

1275 - 1999
1206 - 2002
1206 - 2000



Season Highs

Hits

1. Torrie Beauchamp	85	1999
2. Chris Torrez	81	1995
3. Kristen Cheney	80	2002
4. Carrie Kaberline	73	2000
5. Marcy Scott	70	1996
6. Chris Torrez	66	1996
7. Kala Huske	64	2006
8. Kristen Cheney	63	2001
Torrie Beauchamp	63	1996
Stacie Carpenter	63	2000

Doubles

1. Carrie Kaberline	22	2000
Stacie Carpenter	22	2000
3. Brooke DeVader	17	2006
4. Dara Clouse	16	2002
5. Carrie Kaberline	15	1999
6. Stacie Carpenter	14	2001
Marcy Scott	14	1996
Angie Guerin	14	1994
9. Chris Torrez	13	1994
Sherri Spangler	13	1990

Triples

1. Tish Yarnell	10	1986
2. Torrie Beauchamp	8	1999
3. Brandi Steinmetz	7	1992
4. Brandi Steinmetz	6	1993
Sherri Spangler	6	1990
Tish Yarnell	6	1985
7. Marcy Scott	5	1998
Chris Torrez	5	1996
Kim Campbell	5	1978
Shelly (Burke) DeHart	5	1991

Home Runs

1. Dani White	12	2006
2. Kala Huske	11	2006
Kristen Cheney	11	2002
Chris Torrez	11	1994
5. Julie Blaufuss	10	2002
6. Ashley Webb	9	2006
Shelly (Burke) DeHart	9	92-93
Chris Torrez	9	1996
9. Kerri Tanner	8	2002
Chris Torrez	8	1995
Renee Harder	8	1995

Batting Average

1. Chris Torrez	.458	1995
2. Marcy Scott	.440	1996
3. Chris Torrez	.437	1996
4. Kristen Cheney	.428	2002
5. Torrie Beauchamp	.423	1996
Brandi Steinmetz	.423	1993
7. Torrie Beauchamp	.414	1998
8. Rina Hembrough	.408	1989
9. Carrie Kaberline	.395	2000
10. Brooke Lyons	.393	2001

Runs Batted In

1. Chris Torrez	52	1996
2. Shelly (Burke) DeHart	47	1993
Chris Torrez	47	1994
4. Dara Clouse	41	2002
Brooke DeVader	41	2006
6. Carrie Kaberline	40	2000
Kala Huske	40	2006
8. Angie Guerin	38	1994
9. Three tied with 37		

Runs Scored

1. Kristen Cheney	52	2002
2. Torrie Beauchamp	50	1999
3. Hayle Beauchamp	45	2000
Torrie Beauchamp	45	1996
5. Chris Torrez	44	1996
6. Brandi Steinmetz	43	1993
7. Kristen Cheney	41	2001
Marcy Scott	41	1996
9. Jenny Klamm	40	1993
10. Torrie Beauchamp	38	1997

Stolen Bases

1. Torrie Beauchamp	33	2000
2. Jenny Klamm	29	1990
Jo Wodtke	29	1990
3. Hayle Beauchamp	28	2000
4. Chris Shaffer	27	1994
Julie Michel	27	1990
Rina Hembrough	27	1990
7. Stephanie Reed	23	1988
Torrie Beauchamp	23	1998
9. three tied with 18		

Pitching Victories

1. Laura Klamm	30	1986
2. Kathy Mohler	22	2000
Amy Heiman	22	1999
Joanne Fluker	22	2004
5. Katie Gregg	21	2002
6. Kelly Swygert	20	2006
7. Kathy Mohler	19	1999
8. Shannon Rhodes	18	1993
Vicki Fund	18	1988
Ashley Perkins	18	2002
Katie Gregg	18	2003

Earned Run Average

1. Laura Klamm	0.47	1984
2. Carol Williams	0.49	1979
3. Rhonda Rouck	0.86	1990
4. Stephanie Reed	0.92	1990
5. Katie Gregg	1.05	2003
6. Ashley Perkins	1.11	2002
7. Ashley Perkins	1.16	2003
8. Katie Gregg	1.19	2002
9. Elizabeth Anthony	1.31	1997
10. Two tied with	1.32	

Strikeouts

1. Amy Heiman	161	1999
2. Kathy Mohler	152	2000
3. Ashley Perkins	131	2003
4. Joanne Fluker	125	2004
5. Katie Gregg	124	2002
6. Laura Klamm	122	1984
7. Ashley Perkins	113	2002
8. Katie Gregg	112	2003
9. Erin Pierce	105	2006
10. Carol Williams	104	1979

Fielding Pct. (min 200 chances)

1. Julie Blaufuss	1.000	2000
Dara Clouse	1.000	2003
3. Dara Clouse	.998	2002
Julie Blaufuss	.998	2002
5. Dawn Nachbar	.996	2000
Dara Clouse	.996	2004
Connie George	.996	1984
Kala Huske	.996	2005
9. Amanda Vawter	.987	2000
10. Sherri Spangler	.986	1988

Assists

1. Cory Bergstrom	178	1995
2. Keri Tanner	177	2002
3. Amanda Carey	170	2005
4. Carrie Kaberline	149	1999
5. Mikala Mohler	147	2005
6. Katie Schmidt	145	2004
7. Jill Fischer	144	1988
8. Malarie Fellers	142	2005
9. Carrie Kaberline	138	2000
Chris Shaffer	138	1994

Putouts

1. Latisha Yarnell	509	1986
2. Dara Clouse	487	2002
3. Brooke DeVader	483	2005
4. Dara Clouse	458	2004
5. Dara Clouse	454	2003
6. Kala Huske	445	2006
7. Stacie Carpenter	440	1999
8. Stacie Carpenter	429	2000
9. Latisha Yarnell	414	1985
10. Beth Kelsey	347	1990

Errors

1. Lenore Sparkman	30	1988
2. Carrie Kaberline	23	2000
3. Brooke DeVader	22	2006
4. Ashley Stewart	21	2003
5. Dani White	20	2006
Stacie Carpenter	20	1999
Shelly (Burke) DeHart	20	1992
8. Joy Marie Soerries	19	1998
Jill Fischer	19	1988
10. Shelly (Burke) DeHart	18	1993

Career Highs

Hits

1. Torrie Beauchamp	1996-99	258
2. Chris Torrez	1993-96	245
3. Marcy Scott	1996-99	210
4. Carrie Kaberline	1997-2000	207
5. Julie Blaufuss	2000-03	203
6. Dara Clouse	2001-04	201
7. Stacie Carpenter	1998-2001	190
8. Jenny Klamm	1990-93	185
9. Kristen Cheney	1999-2002	183
10. Kala Huske	2003-06	180
11. Ashley Webb	2004-pr	147
12. Katie Schmidt	2001-04	139
13. Molly Gleisberg	2001-04	137
14. Dawn Nachbar	1999-2002	129
15. Shelly (Burke) DeHart	1991-93	124

Doubles

1. Stacie Carpenter	1998-2001	56
2. Carrie Kaberline	1997-2000	49
3. Chris Torrez	1993-96	44
4. Dara Clouse	2001-04	40
5. Marcy Scott	1996-99	39
Julie Blaufuss	2000-03	39

Triples

1. Tish Yarnell	1985-88	21
2. Chris Torrez	1993-96	15
3. Torrie Beauchamp	1996-99	13
4. Brandi Steinmetz	1992-93	13
Marcy Scott	1996-99	10
6. Kala Huske	2003-06	8
Shelly (Burke) DeHart	1991-93	8

Home Runs

1. Chris Torrez	1993-96	32
2. Kala Huske	2003-06	24
3. Shelly (Burke) DeHart	1991-93	22
4. Carrie Kaberline	1997-2000	22
5. Julie Blaufuss	2000-03	21
Katie Schmidt	2001-04	21

Runs Batted In

1. Chris Torrez	1993-96	167
2. Carrie Kaberline	1997-2000	139
3. Stacie Carpenter	1998-2001	121
4. Julie Blaufuss	2000-03	120
5. Dara Clouse	2001-04	118
6. Kala Huske	2003-06	108
Shelly (Burke) DeHart	1991-93	107
8. Katie Schmidt	2001-04	105
9. Marcy Scott	1996-99	97
10. Torrie Beauchamp	1996-1999	88

Runs Scored

1. Torrie Beauchamp	1996-99	175
2. Chris Torrez	1993-96	148
3. Kristen Cheney	1999-2002	124
4. Marcy Scott	1996-99	115
5. Stacie Carpenter	1998-2001	100
6. Ashley Webb	2004-pr	98
7. Dara Clouse	2001-04	96
8. Jenny Klamm	1990-93	95
9. Julie Blaufuss	2000-03	93
10. Kala Huske	2003-06	81
11. Shelly (Burke) DeHart	1991-93	76
12. Jo Wodtke	1989-91	75

Stolen Bases

1. Torrie Beauchamp	1996-99	87
2. Jenny Klamm	1990-93	59
3. Jo Wodtke	1989-91	54

Batting Average

1. Chris Torrez	1993-96	.398, 245 H, 616 AB
2. Torrie Beauchamp	1996-99	.387, 258 H, 666 AB
3. Shelly Cole	1997-98	.361, 95 H, 263 AB
4. Kristen Cheney	1999-2002	.358, 183 H, 511 AB
5. Marcy Scott	1996-99	.338, 210 H, 622 AB
6. Stacie Carpenter	1998-2001	.337, 190 H, 563 AB
7. Kala Huske	2002-06	.334, 180 H, 539 AB
8. Carrie Kaberline	1997-2000	.328, 207 H, 631 AB
9. Shelly DeHart	1991-93	.319, 124 H, 388 AB
10. Dara Clouse	2000-04	.318, 201 H, 633 AB
11. Jenny Klamm	1990-93	.315, 185 H, 586 AB
12. Brooke DeVader	2005-pr	.313, 105 H, 335 AB

Pitching Victories

1. Laura Klamm	1983-86	79
2. Kathy Mohler	1997-2000	69
3. Amy Heiman	1998-2001	65
4. Shannon Rhodes	1990-93	54

Assists

1. Katie Schmidt	2001-04	382
2. Carrie Kaberline	1997-2000	349
3. Dawn Nachbar	1999-2002	348
4. Joy Marie Soerries	1996-98	338
5. Marcy Scott	1996-99	308
6. Jenny Klamm	1990-93	293
7. Cory Bergstrom	1995-96	281
8. Malarie Fellers	2005-06	269
9. Mikala Mohler	2004-06	258
10. Tara Steffan	1999-2001	251

Putouts

1. Dara Clouse	2001-04	1399
2. Tish Yarnell	1985-88	1240
3. Stacie Carpenter	1998-2001	1226
4. Julie Blaufuss	2000-03	862
5. Kala Huske	2002-pr	738
6. Erin Rhodes	1990-94	704

PLAYERS

COACHES

REVIEW

RECORDS

HISTORY

OPPONENTS

WASHBURN

Lady Blues Season and Career Highs



PLAYERS

COACHES

REVIEW

RECORDS

HISTORY

OPPONENTS

WASHBURN

Lady Blues NCAA Record Book

Lady Blues in the NCAA Tournament

The Washburn Lady Blues are 0-4 all-time in the NCAA Playoffs after making their only two appearances during the 1999 and 2006 seasons. In the South Central Regional Tournament in Kearney, Neb., Washburn entered the four-team tourney as the No. 4 seed and fell to Nebraska-Kearney 4-0. In the second game, the Lady Blues fell to No. 2 seeded Truman State 6-3. In the 2006 Regional in Emporia, Kan. The Lady Blues were the No. 8 seed in the eight-team tournament and fell to top seeded Emporia State 9-0 and the No. 4 seed Northwest Missouri 11-5.

Lady Blues Career NCAA Record Book

Batting Average - min. 2 AB per game played

1.	Shannon Gosser	.600 (3-5)
2.	Autumn Hauck	.500 (2-4)
3.	Kala Huske	.400 (2-5)
4.	Malarie Fellers	.333 (2-6)
	Kathy Mohler	.333 (2-6)
6.	Mandy Tarbutton	.250 (1-4)

Games Played

1. Torrie Beauchamp, Kathy Mohler, Marcy Scott, Stacie Carpenter, Dawn Nachbar, Carrie Kaberline, Amanda Vawter, Hayle Beauchamp, Amy Heiman, Haley Ford, Tara Steffan, Shannon Gosser, Autumn Hauck, Kala Huske, Malarie Fellers, Mandy Tarbutton, Brooke DeVader, Dani White, Mandi Daigh, Ashley Webb, Kelly Swygert 2

At Bats

1.	Torrie Beauchamp	7
	Marcy Scott	7
3.	Malarie Fellers	6
	Brooke DeVader	6
	Dani White	6

Runs Scored

1.	Malarie Feller	2
2.	Stacie Carpenter	1
	Carrie Kaberline	1
	Amanda Vawter	1
	Kala Huske	1
	Mandy Tarbutton	1
	Brooke DeVader	1

Hits

1.	Shannon Gosser	3
2.	Kathy Mohler	2
	Autumn Hauck	2
	Kala Huske	2
	Malarie Fellers	2

Doubles

1.	Torrie Beauchamp	1
	Stacie Carpenter	1
	Marcy Scott	1
	Shannon Gosser	1
	Autumn Hauck	1
	Kala Huske	1

Triples

none

Home Runs

1.	Brooke DeVader	1
----	----------------	---

Runs Batted In

1.	Brooke DeVader	3
	Amanda Vawter	1
	Shannon Gosser	1
	Kala Huske	1

Extra Base Hits

1.	Shannon Gosser	1
	Autumn Hauck	1
	Brooke DeVader	1
	Torrie Beauchamp	1
	Stacie Carpenter	1
	Marcy Scott	1

Walks Drawn

1.	Mandy Tarbutton	1
	Ashley Webb	1
	Kathy Mohler	1
	Stacie Carpenter	1
	Amanda Vawter	1

Times Struck Out

1.	Stacie Carpenter	3
	Tara Griffith	3
	Brooke DeVader	3
4.	Dani White	2
	Mandi Daigh	2
	Ashley Webb	2
	Kathy Mohler	2
	Carrie Kaberline	2

Sacrifice Hits

1.	Shannon Gosser	1
	Kala Huske	1
	Mandy Tarbutton	1
	Dawn Nachbar	1

Stolen Bases

1.	Kathy Mohler	1
----	--------------	---

Pitching Appearances

1.	Kelly Swygert	2
	Kathy Mohler	2
	Amy Heiman	2

Pitching Wins

none

Pitching Losses

1.	Kelly Swygert	2
2.	Kathy Mohler	1
	Amy Heiman	1

Games Started (pitcher)

1.	Kelly Swygert	2
2.	Kathy Mohler	1
	Amy Heiman	1

Complete Games

1.	Kelly Swygert	1
	Amy Heiman	1

Innings Pitched

1.	Amy Heiman	10.0
2.	Kelly Swygert	9.3
3.	Kathy Mohler	3.0

Earned Run Average

1.	Kathy Mohler	2.33
2.	Amy Heiman	4.20
3.	Kelly Swygert	9.00
4.	Shannon Gosser	28.00

Strikeouts

1.	Kelly Swygert	4
2.	Kathy Mohler	2
3.	Amy Heiman	1

Walks Allowed

1.	Amy Heiman	4
2.	Kelly Swygert	1
	Shannon Gosser	1
	Kathy Mohler	1

Putouts

1.	Kala Huske	18
2.	Stacie Carpenter	16
3.	Marcy Scott	8

Assists

1.	Tara Steffan	7
2.	Brooke DeVader	5
3.	Dani White	4
	Carrie Kaberline	4
5.	Malarie Fellers	3



Amy Heiman

Lady Blues NCAA Postseason Team Single-Game Record Book

Most Hits

1.	11, vs NWMSU (5/12/06)
2.	4, vs UNK (5/14/99)
	4, vs TSU (5/14/99)
4.	1, vs ESU (5/11/06)

Most Runs Scored

1.	5, vs NWMSU (5/12/06)
2.	3, vs TSU (5/14/99)

Most Doubles

1.	3, vs NWMSU (5/12/06)
2.	2, vs TSU (5/14/99)
	2, vs UNK (5/14/99)

Most Triples

none

Most Home Runs

1.	1, vs NWMSU (5/12/06)
----	-----------------------

Most Runs Batted In

1.	5, vs NWMSU (5/12/06)
2.	1, vs TSU (5/14/99)

Most Stolen Bases

1.	1, vs UNK (5/14/99)
----	---------------------

Most Strikeouts

1.	12, vs UNK (5/14/99)
2.	8, vs ESU (5/11/06)
3.	4, vs NWMSU (5/12/06)
4.	2, vs TSU (5/14/99)

Most Walks

1.	3, vs TSU (5/14/99)
2.	1, vs ESU (5/11/06)
	1, vs NWMSU (5/12/06)

Most Sacrifice Hits

1.	3, vs NWMSU (5/12/06)
2.	1, vs TSU (5/14/99)

Most At Bats

1.	29, vs NWMSU (5/12/06)
2.	27, vs TSU (5/14/99)
3.	25, vs UNK (5/14/99)
4.	16, vs ESU (5/11/06)

Most Putouts

1.	21, vs UNK (5/14/99)
2.	18, vs NWMSU (5/12/06)
	18, vs TSU (5/14/99)
4.	13 vs ESU (5/11/06)

Most Assists

1.	11, vs TSU (5/14/99)
2.	10, vs NWMSU (5/12/06)
	10, vs ESU (5/11/06)
4.	9, vs UNK (5/14/99)

Most Errors

1.	4, vs TSU (5/14/99)
2.	2, vs ESU (5/11/06)
3.	1, vs NWMSU (5/12/06)
	1, vs UNK (5/14/99)

Most Innings Pitched

1.	7.0, vs UNK (5/14/99)
2.	6.0, vs TSU (5/14/99)
	6.0, vs NWMSU (5/12/06)
4.	4.3, vs ESU (5/11/06)

Most Strikeouts Pitched

1.	4, vs NWMSU (5/12/06)
2.	2, vs TSU (5/14/99)
3.	1, vs UNK (5/14/99)

Most Walks Allowed

1.	3, vs UNK (5/14/99)
2.	2, vs TSU (5/14/99)
3.	1, vs NWMSU (5/12/06)
	1, vs ESU (5/11/06)

Most Hits Allowed

1.	15, vs NWMSU (5/12/06)
2.	10, vs UNK (5/14/99)
3.	9, vs ESU (5/11/06)
4.	7, vs TSU (5/14/99)

Most Total Runs Allowed

1.	11, vs NWMSU (5/12/06)
2.	9, vs ESU (5/11/06)
3.	6, vs TSU (5/14/99)
4.	4, vs UNK (5/14/99)

Lady Blues NCAA Single-Game Postseason Record Book

Most Hits

1.	Kathy Mohler, vs UNK (5/14/99)	2
	Malarie Fellers vs NWMSU (5/12/06)	2
	Shannon Gosser vs NWMSU (5/12/06)	2
	Kala Huske vs NWMSU (5/12/06)	2
	Autumn Hauck vs NWMSU (5/12/06)	2
2.	10 others with	1

Most Runs Scored

1.	Malarie Fellers vs NWMSU (5/12/06)	2
2.	Six others with	1

Most Doubles

1.	Shannon Gosser vs NWMSU (5/12/06)	1
	Kala Huske vs NWMSU (5/12/06)	1
	Autumn Hauck vs NWMSU (5/12/06)	1
	Stacie Carpenter, vs UNK (5/14/99)	1
	Carrie Kaberline, vs UNK (5/14/99)	1
	Torrie Beauchamp, vs TSU (5/14/99)	1

Most Triples

none

Most Home Runs

1.	Brooke DeVader vs NWMSU (5/12/06)	1
----	-----------------------------------	---

Most Runs Batted In

1.	Brooke DeVader vs NWMSU (5/12/06)	3
	Amanda Vawter, vs UNK (5/14/99)	1
	Shannon Gosser vs NWMSU (5/12/06)	1
	Kala Huske vs NWMSU (5/12/06)	1

Most Stolen Bases

1.	Kathy Mohler, vs UNK (5/14/99)	1
----	--------------------------------	---

Most Strikeouts

1.	Stacie Carpenter, vs UNK (5/14/99)	3
	Tara Griffith, vs UNK (5/14/99)	3
3.	Several with	2

Most Walks

1.	Stacie Carpenter, vs UNK (5/14/99)	1
	Amanda Vawter, vs UNK (5/14/99)	1
	Kathy Mohler, vs TSU (5/14/99)	1
	Ashley Webb	1
	Mandy Tarbutton	1

Most Sacrifice Hits

1.	Dawn Nachbar, vs UNK (5/14/99)	1
	Mandy Tarbutton vs NWMSU (5/12/06)	1
	Shannon Gosser vs NWMSU (5/12/06)	1
	Kala Huske vs NWMSU (5/12/06)	1



Lady Blues NCAA Single-Game Postseason Record Book (continued)

Most At Bats

1. Malarie Fellers vs NWMSU (5/12/06)	4
Dani White vs NWMSU (5/12/06)	4
Brooke DeVader vs NWMSU (5/12/06)	4
Torrie Beauchamp, vs UNK (5/14/99)	4
Marcy Scott, vs UNK (5/14/99)	4
3. 15 tied with	3

Most Putouts

1. Kala Huske vs NWMSU (5/12/06)	9
Kala Huske vs ESU (5/11/06)	9
Stacie Carpenter, vs UNK (5/14/99)	9
4. Stacie Carpenter, vs TSU (5/14/99)	7
5. Marcy Scott, vs TSU (5/14/99)	5

Most Assists

1. Tara Steffan, vs TSU (5/14/99)	6
2. Carrie Kaberline, vs TSU (5/14/99)	5
3. Brooke DeVader vs NWMSU (5/12/06)	3
Kelly Swygert vs NWMSU (5/12/06)	3
Dani White vs ESU (5/11/06)	3

Most Errors

1. Kathy Mohler, vs TSU (5/14/99)	2
2. Brooke DeVader vs NWMSU (5/12/06)	1
Brooke DeVader vs ESU (5/11/06)	1
Malarie Fellers vs ESU (5/11/06)	1
Stacie Carpenter, vs UNK (5/14/99)	1
Hayle Beauchamp, vs UNK (5/14/99)	1

Most Innings Pitched

1. Amy Heiman, vs UNK (5/14/99)	7.0
2. Kelly Swygert vs NWMSU (5/12/06)	5.0
3. Kelly Swygert vs ESU (5/11/06)	4.3
4. Amy Heiman, vs TSU (5/14/99)	3.0
Kathy Mohler, vs TSU (5/14/99)	3.0

Most Strikeouts Pitched

1. Kelly Swygert vs NWMSU (5/12/06)	4
2. Kathy Mohler, vs TSU (5/14/99)	2
3. Amy Heiman, vs UNK (5/14/99)	1

Most Walks Allowed

1. Amy Heiman, vs UNK (5/14/99)	3
2. Shannon Gosser vs NWMSU (5/12/06)	1
Kelly Swygert vs ESU (5/11/06)	1
Kathy Mohler, vs TSU (5/14/99)	1
Amy Heiman, vs TSU (5/14/99)	1

Most Hits Allowed

1. Kelly Swygert vs NWMSU (5/12/06)	11
2. Amy Heiman, vs UNK (5/14/99)	10
3. Kelly Swygert vs ESU (5/11/06)	9
4. Kathy Mohler, vs TSU (5/14/99)	5
5. Shannon Gosser vs NWMSU (5/12/06)	4

Most Earned Runs Allowed

1. Kelly Swygert vs ESU (5/11/06)	9
2. Kelly Swygert vs NWMSU (5/12/06)	7
Amy Heiman, vs UNK (5/14/99)	4
Shannon Gosser vs NWMSU (5/12/06)	4
5. Kathy Mohler, vs TSU (5/14/99)	3
Amy Heiman, vs TSU (5/14/99)	3



Kala Huske

Lady Blues NCAA Postseason Box Scores

1999 South Central Regional Tournament

May 14, 1999

Kearney, Neb. • Harvey Park Complex

Nebraska-Kearney 4 (41-24)

Player, Pos	AB	R	H	RBI	BB	SO	PO	ALOB
Berry, 3b	2	1	1	0	2	0	1	1
Simmons, cf	4	0	2	3	0	0	0	3
Espenmiller, 2b	4	0	1	0	0	0	0	1
Waller, 1b	4	0	0	0	0	1	4	0
Rollman, ss	3	1	2	0	1	0	0	0
Moats, rf	3	0	1	0	0	0	1	0
Averill, dp	3	0	0	0	0	0	0	2
Perry, pr	0	0	0	0	0	0	0	0
Anderson, lf	3	1	2	1	0	0	3	0
Sintek, c	2	1	1	0	0	0	12	0
Kelly, p	0	0	0	0	0	0	0	1
Totals	28	4	10	4	3	1	21	3

Washburn 0 (41-23)

Player, Pos	AB	R	H	RBI	BB	SO	PO	ALOB
Beauchamp, Torrie cf	3	0	1	0	0	1	1	0
Mohler, Kathy rf	3	0	2	0	0	1	2	0
Carpenter, Stacie 1b	3	0	0	0	0	3	9	1
Scott, Marcy 2b	3	0	1	0	0	5	2	1
Nachbar, Dawn dp	3	0	0	0	0	1	0	3
Kaberline, Carrie ss	2	0	0	0	0	2	1	1
Vawter, Amanda c	3	0	0	0	0	0	1	1
Griffith, Tara lf	3	0	0	0	0	3	0	0
Heiman, Amy p	2	0	0	0	0	1	0	3
Steffan, Tara 3b	0	0	0	0	0	0	2	1
Totals	25	0	4	0	0	12	21	9

Score by Innings

	R	H	E
Nebraska-Kearney	040	000	0 - 4 10 0
Washburn	000	000	0 - 0 4 1

E - S. Carpenter(21). DP - Lady Blues 1. LOB - Lopers 8; Lady Blues 5. 2B - Simmons(4); T. Beauchamp(12); M. Scott(8). HBP - C. Kaberline. SH - Moats(1); Sintek(2). SB - K. Mohler(15). CS - Simmons(1).

Nebraska-Kearney	IP	H	R	ER	BB	SO	AB	BF
Amanda Kelly	7.0	4	0	0	0	12	25	26

Washburn	IP	H	R	ER	BB	SO	AB	BF
Amy Heiman	7.0	10	4	4	3	1	28	33

Win - Kelly (16-0). Loss - A. Heiman (22-14). Save - None. HB - Kelly.

Notes: UNK wins game No. 2 of NCAA South Central Regional Tournament. UNK pitcher Amanda Kelly allows four hits to earn win. Kathy Mohler has 2 hits lead lead Washburn.

1999 South Central Regional Tournament

May 14, 1999

Kearney, Neb. • Harvey Park Complex

Washburn 3 (41-24)

Player, Pos	AB	R	H	RBI	BB	SO	PO	ALOB
Beauchamp, Torrie, cf	4	0	0	0	0	0	1	0
Mohler, Kathy p/rf	3	0	0	0	1	1	1	0
Scott, Marcy 2b	4	0	0	0	0	0	3	1
Carpenter, Stacie 1b	3	1	1	0	1	0	7	0
Nachbar, Dawn dp	2	0	0	0	0	0	0	0
Kaberline, Carrie ss	3	1	1	0	0	0	1	3
Vawter, Amanda c	2	1	1	1	0	2	0	0
Beauchamp, Hayle rf	2	0	1	0	0	0	1	0
Amy Heiman p	1	0	0	0	0	0	0	0
Steffan, Tara 3b	0	0	0	0	0	0	1	6
Totals	27	3	4	1	3	2	18	11

Truman 6 (45-10)

Player, Pos	AB	R	H	RBI	BB	SO	PO	ALOB
Schlegel 1b	3	1	0	0	1	1	11	2
Rackers lf	3	1	1	0	0	0	1	1
Sullivan ss	3	0	0	1	0	0	1	5
Bredbenner c	3	1	3	2	0	0	3	1
Schwada pr	0	1	0	0	0	0	0	0
Wright rf	3	0	1	0	0	0	0	1
Mackie 2b	2	0	0	0	1	0	1	3
Viehhaus pr	0	0	0	0	0	0	0	0
Hulsopple p	3	0	0	0	0	1	0	3
Schamber pr	0	1	0	0	0	0	0	0
Kane 3b	3	1	2	0	0	0	2	3
Knaebel cf	2	0	0	1	0	0	2	0
Totals	25	6	7	4	2	2	21	17

Score by Innings

	R	H	E
Washburn	010	101	0 - 3 4 4
Truman State	102	012	X - 6 7 4

E - K. Mohler 2(8); H. Beauchamp(3); T. Steffan(17); Sullivan 3; Mackie. LOB - Lady Blues 7; Bulldogs 6. 2B - S. Carpenter(13); C. Kaberline(16). HR - Bredbenner. SH - D. Nachbar(5); Rackers; Sullivan; Knaebel. SB - Schlegel; Schamber.

Truman State	IP	H	R	ER	BB	SO	AB	BF
Hulsopple	7.0	4	3	1	3	2	27	31

Washburn	IP	H	R	ER	BB	SO	AB	BF
Kathy Mohler	3.0	5	3	1	1	2	13	16
Amy Heiman	3.0	2	3	2	1	0	12	14

Win - Hulsopple (27-4). Loss - K. Mohler (19-10). Save - None. WP - K. Mohler(6).

Notes: Washburn eliminated in South Central Regional.

2006 South Central Regional Tournament

May 11, 2006

at Emporia, Kan. (Turnbull)

23 Washburn 0 (36-20)

Player, Pos	AB	R	H	RBI	BB	SO	PO	ALOB
Tarbutton, Mandy lf	2	0	0	0	0	1	0	0
Fellers, Malarie 2b	2	0	0	0	0	0	2	2
DeVader, Brooke ss	2	0	0	0	0	2	0	2
Gosser, Shannon dp	2	0	1	0	0	0	0	0
Webb, Ashley cf	1	0	0	0	1	1	0	1
Huske, Kala 1b	2	0	0	0	0	0	9	1
Daigh, Mandi c	2	0	0	0	0	2	0	1
White, Dani 3b	2	0	0	0	0	2	0	3
Hauck, Autumn rf	1	0	0	0	0	0	1	0
Swygert, Kelly p	0	0	0	0	0	0	0	2
Totals	16	0	1	0	1	8	13	10

No. 2 Emporia State 9 (55-4)

Player, Pos	AB	R	H	RBI	BB	SO	PO	ALOB
McClenon, C. 2b	3	1	2	1	0	0	1	3
Wiard, Jessie lf	2	0	0	0	0	0	0	1
Beattie, Bree ss	2	2	1	2	1	0	0	0
Davison, Megan 3b	3	0	1	0	0	0	0	0
Viola, Morgan cf	3	2	1	0	0	0	0	1
Dace, Jennifer 1b	3	1	1	1	0	0	6	0
Ellis, Katie pr	0	1	0	0	0	0	0	0
Nitz, Channon dp	2	1	2	3	0	0	0	0
Stevens, Courtney c	2	0	0	0	0	0	8	1
Pfautsch, Laura rf	2	1	1	1	0	0	0	0
Stevens, Melissa p	0	0	0	0	0	0	0	2
Totals	22	9	9	8	1	0	15	5

Score by Innings

	R	H	E
Washburn	000	00	0 - 1 2
Emporia State	012	24	- 9 9 0

Note: 1 out, 0 runners LOB when the game ended.

E - Fellers, M.; DeVader, B. LOB - Lady Blues 2; Hornets 3. 2B - McClenon, C.; Davison, M.; Pfautsch, L. HR - Beattie, B.; Nitz, C. SH - Wiard, J.; Nitz, C. SB - Beattie, B.; Viola, M. 2.

Washburn	IP	H	R	ER	BB	SO	AB	BF
Swygert, Kelly	4.1	9	9	5	1	0	22	25

Emporia State	IP	H	R	ER	BB	SO	AB	BF
Stevens, Melissa	5.0	1	0	0	1	8	16	17

Win - Stevens, M (24-2). Loss - Swygert, K. (20-11). Save - None.

Inherited runners/scored: None. Umpires - HP: Rachel Palmer 1B: Stan Wisnieski 3B: Mark Reiber

Start: 5:30 pm Time: 1:15 Attendance: 475

Game notes:

Quarterfinals of NCAA North Central Regional. ESU scores all nine runs in the final four innings leading to win. Shannon Gosser picks up lone base hit for Lady Blues as ESU's Melissa Stevens strikes out 8.

2006 South Central Regional Tournament

May 12, 2006

at Emporia, Kan. (Turnbull)

#23 Washburn 5 (36-21)

Player, Pos	AB	R	H	RBI	BB	SO	PO	ALOB
Fellers, Malarie 2b	4	2	2	0	0	0	2	1
Tarbutton, Mandy lf/cf	1	1	0	1	0	0	0	0
Mohler, Mikala lf	1	0	0	0	0	0	2	0
Gosser, Shannon dp/ph	0	2	1	0	0	0	0	0
Mansfield, Lindsey pr	0	0	0	0	0	0	0	0
Huske, Kala 1b	3	1	2	1	0	0	9	0
White, Dani 3b	4	0	1	0	0	0	0	1
DeVader, Brooke ss	4	1	1	3	0	1	1	3
Webb, Ashley cf	2	0	0	0	0	1	0	0
Daigh, Mandi c	3	0	0	0	0	4	1	0
Hauck, Autumn rf	3	0	2	0	0	1	0	0
Swygert, Kelly p	0	0	0	0	0	0	0	3
Totals	29	5	11	5	1	3	18	10

Northwest Missouri State 11 (40-14)

Player, Pos	AB	R	H	RBI	BB	SO	PO	ALOB
John 2b	4	1	2	2	0	0	3	1
Stephenson cf	4	2	2	0	0	1	4	0
Pride 3b	3	1	1	0	0	0	0	3
Krohn 1b	4	2	3	3	0	0	7	2
Johnson c	2	1	0	0	1	1	3	0
Gustin ss	3	1	2	2	0	1	1	3
Stalder ss/pr	0	1	0	0	0	0	0	0
Simpson rf/ph	4	2	3	5	0	0	1	0
Brown lf	3	0	1	0	0	0	1	0
Lakebrink dp	1	0	0	0	0	0	0	0
Santiago lf/rf	3	0	1	0	0	1	1	1
Krueger p	0	0	0	0	0	0	0	2
Canon p	0	0	0	0	0	0	0	0
Totals.....	31	11	15	12	1	4	21	12



PLAYERS

COACHES

REVIEW

RECORDS

HISTORY

OPPONENTS

WASHBURN

Lady Blues Opponent Series History

Abilene Christian 0-1
M17 2000 L 0-4

Adams State 2-0
1996 W 2-1
1996 W 7-4

Adelphi 1-0
M20 1999 W 6-1

Angelo State 1-2
\$M7 2004 L 4-5 (8)
!F04 2006 W 8-4
!F05 2006 L 4-8

Arkansas-Monticello 2-3
1997 L 3-6
M21 2001 W 6-4
M21 2001 L 0-3
@F20 2004 W 1-0
#F24 2006 L 1-8

Arkansas Tech 1-0
@F20 2004 W 2-1

Augstana 4-10
1990 L 0-2
1991 W 4-2
1992 W 3-2
1993 L 0-9
M6 1999 L 3-4
M7 1999 L 2-8
A11 1999 L 0-4
M31 2001 L 4-5
M8 2002 L 0-6
@A5 2003 L 1-2
%M12 2004 W 6-1
^M21 2004 L 0-8
%A2 2005 W 9-1
&A30 2005 L 3-6

Ausborg 1-0
1984 W 1-0

Avila 1-0
1993 W 24-1

Baker 17-3
1982 L 1-5
1983 W 8-0
1984 W 8-0
1984 W 8-1
1986 W 2-0
1986 W 5-0
1988 W 7-0
1988 W 11-4
1990 L 0-2
1990 W 5-1
1990 W 5-1
1996 W 4-3
1996 W 6-4
1997 W 7-3
1997 W 7-0
M10 1999 W 8-0
M10 1999 W 10-0
A27 2005 L 2-6
A27 2005 W 6-2
M01 2006 W 10-1

Bellevue 1-0
\$M17 2006 W 4-0

Bemidji State 2-0
M20 2005 W 7-1
M20 2005 W 3-1

Benedictine 21-10
1972 W 13-10
1973 W 35-5
1975 W
1975 W
1976 L 6-7
1976 W 15-3
1977 L 1-3
1977 L 5-9
1979 W 1-0
1979 W 7-3

1980 L 0-11
1980 W 8-1
1981 L 3-4
1981 L 3-5
1981 L 2-11
1981 L 6-9
1982 L 1-5
1982 L 2-3
1982 W 9-3
1984 W 4-0
1984 W 8-0
1984 W 1-0
1986 W 6-0
1986 W 5-0
1986 W 4-0
1986 W 6-0
1990 W 10-0
1990 W 11-0
1994 W 7-0
M15 2006 W 8-0
M15 2006 W 5-0

Bethany 14-0
1979 W 14-1
1982 W 15-2
1983 W 15-5
1984 W 12-0
1990 W 10-0
1990 W 13-0
1997 W 14-0
1997 W 11-3
M7 2000 W 2-0
M7 2000 W 8-2
M6 2001 W 13-0
M6 2001 W 8-0
M6 2002 W 13-0
M6 2002 W 17-0

Bloomfield 1-0
\$M19 2003 W 17-0

Bradley 1-0
1991 W 3-1

Briar Cliff 1-0
1986 W 5-0

Buena Vista 1-1
1996 W 8-0
1997 L 3-4

C.W. Post 1-0
M18 2002 W 4-2

Cameron 2-0
1988 W 5-4
1998 W 3-1

Central (Iowa) 5-3
1994 W 4-0
1995 W 5-2
1995 L 0-1
1995 L 4-5
1996 W 8-1
1997 W 5-3
1997 W 1-0
M5 1999 L 0-2

Central Arkansas 4-1
1997 W 9-1
1998 W 2-0
1998 W 8-1

M9 2001 L 1-6
M22 2001 W 5-1

Central Methodist 2-0
A14 2002 W 2-0
A14 2002 W 1-0

Central States 3-4
1988 L 4-8
1990 W 4-3
1990 W 1-0
1991 L 1-2
1988 L 2-5
1988 W 6-2
1988 W 4-1

Central Missouri 29-25
1986 W 2-0
1986 W 1-0
1986 W 1-0
1988 W 10-9
1988 W 9-2
1990 W 6-1
1990 W 5-2
1991 L 1-3
1991 L 2-4
1991 L 0-4
1992 W 8-1
1992 W 11-4
1992 W 3-2
1992 W 11-3
1992 L 0-3
1993 W 6-0
1993 W 5-4
1994 L 5-7
1994 L 3-5
1994 L 1-3
1994 L 0-16
1995 L 3-4
1995 L 1-5
1996 L 2-9
1996 L 3-13
1996 W 4-2
1997 L 0-3
1997 L 1-3
1997 L 0-4
1998 W 8-1
1998 L 2-3
1998 L 2-1
1998 W 4-3
A19 1999 W 5-0
A19 1999 L 0-2
A7 2000 W 4-3
A7 2000 W 7-4
A6 2001 L 4-6
A6 2001 L 0-4
M4 2001 W 2-1
A20 2002 W 3-1
A30 2002 L 0-1
M4 2002 L 0-6
*A18 2003 W 6-0
*A18 2003 W 2-0
%M2 2003 W 3-2 (8)
*A16 2004 W 4-3
*A16 2004 L 2-4
*A23 2005 L 0-2
*A23 2005 L 1-2
*A04 2006 W 3-2
*A04 2006 W 6-2
&A15 2006 W 6-4
+M05 2006 W 5-2

Central Oklahoma 5-1
1994 W 10-8
1995 W 7-0
1995 W 7-0
M9 2001 W 7-5
M10 2001 L 6-9
!M1 2003 W 3-0

Centenary 1-0
1990 W 6-3

Cloud County 2-1
1980 L 0-8
1980 W 7-0
1984 W 3-0

Coe 0-1
M10 2000 L 2-3

Colorado Mines 1-0
1995 W 11-2

Colorado College 1-0
F13 1999 W 14-0

Colo.-Colo. Springs 4-0
1993 W 22-0
1993 W 7-1
M15 2002 W 4-0
M16 2002 W 6-1

Columbia Coll. (Mo.) 1-0
M6 1999 W 1-0

Concordia (Minn.) 2-3
1986 W 11-2
1992 L 5-6
@F19 2005 L 2-3
%M26 2006 W 7-2
@F19 2006 L 1-3

Concordia (Neb.) 1-0
1993 W 7-0

Creighton 0-2
1981 L 0-4
1986 L 1-2

Dana 4-0
1995 W 6-3
1995 W 7-6
1996 W 6-2
1996 W 11-3

Delta State 1-0
1998 W 6-2

Donane 2-0
1995 W 4-0
1996 W 14-1

Drake 1-0
1991 W 2-1

East Stroudsburg 5-0
1998 W 9-3
M24 1999 W 4-0
M24 1999 W 11-3
M21 2002 W 7-0
\$M17 2003 W 5-0

Eastern New Mexico 8-0
1997 W 9-1
F11 2000 W 11-6
F12 2000 W 5-0
#F27 2004 W 8-7
\$M6 2004 W 3-0
!F4 2005 W 9-3
!F05 2005 W 7-1
!F05 2006 W 5-2

Emporia State 41-52
1970 L
1971 L 9-10
1972 L 0-6
1973 W 6-1
1974 L
1975 L
1977 L 4-14
1977 W 9-5
1979 L 5-7
1979 L 1-2
1979 L 1-6
1979 L 1-6
1980 L 2-18
1980 L 2-4
1980 L 0-2
1981 L 3-11
1982 W 2-0
1982 W 4-3
1983 L 0-4
1983 L 6-8
1983 L 1-3
1984 L 0-2
1984 L 0-5
1984 L 0-6
1984 L 0-1
1986 W 8-0
1986 W 9-0
1986 W 3-1
1986 W 1-0
1988 W 8-7
1988 W 9-0
1988 W 6-2
1990 W 2-0
1990 L 1-4
1990 L 1-6
1990 W 2-1

1990 W 5-4
1991 W 2-1
1991 W 4-3
1992 W 5-3
1992 W 8-0
1992 L 1-2
1993 W 2-1
1993 L 1-8
1993 L 5-7
1994 L 1-2
1994 W 5-7
1994 T 5-5
1994 L 2-3
1994 W 6-1
1994 L 3-5
1995 L 6-7
1995 W 9-4
1995 L 4-10
1995 W 5-4
1996 L 1-6
1996 W 8-0
1996 L 7-8
1996 W 10-4
1996 W 3-0
1996 L 0-5
1996 L 10-12
1997 W 7-0
1997 L 3-5
1997 W 6-3
1998 W 6-1
1998 W 7-0
1998 L 0-7
1998 L 5-8
A7 1999 W 2-0
A7 1999 W 2-1
A18 2000 L 2-6
A18 2000 W 6-0
M23 2001 L 3-7
A17 2001 W 3-1
A17 2001 W 3-2
A23 2002 W 5-2
A23 2002 W 6-0
!M2 2003 W 2-0
*M25 2003 L 0-2
*M25 2003 L 3-6
!F8 2004 W 6-5
*M16 2004 L 4-5
*M16 2004 W 10-7
#M05 2005 L 1-2
*A20 2005 W 4-3
*A20 2005 L 0-4
%M26 2006 L 6-9
*A12 2006 L 0-1
*A12 2006 L 0-8
A26 2006 L 2-7
A26 2006 L 6-7
+M05 2006 L 1-10
~M11 2006 L 0-9

Erskine 2-0
M24 1999 W 2-0
M24 1999 W 13-3
Eureka College 1-0
M16 2000 W 8-0
Evangel 1-0
F22 2002 W 4-0
Florida Southern 2-0
M21 1999 W 5-1
M21 2002 W 1-0 (8)
Florida Tech 1-1
M21 1999 L 2-6
M19 2002 W 4-2
Fort Hays State 34-25
1973 L 3-15
1974 W
1975 L
1976 L 12-15
1976 L 3-12
1977 L 0-14
1977 L 1-11
1979 L 0-3
1979 L 3-4

1979 L 2-8
1979 W 1-0
1980 W 11-3
1981 W 8-3
1981 W 13-0
1982 L 2-15
1982 W 9-6
1982 L 4-7
1982 L 1-2
1982 W 6-2
1983 W 5-1
1983 L 0-1
1984 L 1-3
1984 W 10-3
1984 W 7-0
1984 W 6-3
1986 W 9-1
M29 1999 L 1-3
M29 1999 L 2-3
A8 1999 W 2-0
A8 1999 W 2-0
M30 2000 W 3-2
M30 2000 L 0-6
A27 2000 W 7-0
A27 2000 L 6-8
M14 2001 W 7-5
M14 2001 W 3-1
A25 2001 W 9-3
A25 2001 W 6-0
M13 2002 W 9-5
M13 2002 W 3-2
M30 2003 W 5-4 (10)
M30 2003 L 1-2 (8)
M15 2005 W 8-0
M15 2005 W 1-0
A9 2005 L 0-1
A9 2005 L 1-2
A20 2006 W 5-3
A20 2006 W 8-6
A27 2006 W 5-1
A27 2006 W 3-2

Friends 9-3

1981 W 10-2
1981 W 7-0
1981 W 8-2
1982 L 3-8
1982 W 8-0
1983 W 1-0
1984 W 2-1
1988 W 7-0
1988 L 2-3
1990 W 3-2
1991 L 3-4
1992 W 5-2

Georgia College 1-0
1998 W 4-2

Grace College 1-0
M22 2001 W 10-0

Grand View (Iowa) 1-0
1992 W 7-0

Haskell 3-0
1972 W 2-12
1973 W 15-8
1974 W

Henderson State 1-0
F23 2001 W 9-6

Howard Payne 1-0
F22 2002 W 13-0

Houston Baptist 1-0
1990 W 4-2

Illinois-Chicago 2-0
1986 W 4-2
1992 W 6-5



Incarnate Word	3-1
1993	W 11-0
1993	W 8-0
M17	2000 L 7-8
M1	2002 W 2-1

Indiana State	1-1
1984	W 2-1
1984	L 1-2

Ind.-Purdue-Indianapolis 0-1	
1986	L 1-6

Johnson County	8-4
1980	W 2-0
1980	W 12-2
1979	W 1-0
1979	W 9-1
1980	L 1-4
1980	L 1-4
1980	L 2-10
1980	W 18-10
1983	W 5-3
1983	W 4-1
1983	W 7-5
1983	L 2-10

Kansas	2-18
1970	L
1971	L 7-5
1972	L 14-16
1973	L 12-22
1974	L
1975	W
1988	L 0-4
1988	L 0-7
1990	L 2-6
1990	L 2-6
1990	W 6-5
1991	L 0-8
1991	L 0-13
1991	L 0-7
1991	L 6-13
1992	L 0-9
1992	L 1-3
F29	2000 L 0-5
A12	2001 L 0-3
A3	2002 L 2-9

Kansas Wesleyan	7-1
1976	W 19-2
1975	W
1976	W 13-3
1977	W 13-6
1988	W 5-2
1990	L 5-7
1990	W 9-0
1990	W 6-2

Kansas State	4-14
1970	L
1971	W 19-15
1972	W 18-8
1973	W 17-5
1974	L
1975	W
1977	L 0-12
1977	L 0-16
1979	L 1-4
1979	L 4-7
1981	L 0-2
1981	L 2-5
1981	L 3-6
1981	L 0-20
1982	L 0-4
1982	L 0-4
1983	L 1-3
1983	L 2-7

Kutztown	1-0
\$M18	2003 W 3-1

Lambuth	0-1
1997	L 0-5

Lewis	1-0
@F18	2005 W 7-0

Lincoln	18-1
1990	W 5-1
1990	W 9-2
1991	W 3-0
1991	W 5-0
1994	W 11-2
1994	W 4-3
1995	W 3-1
1996	W 4-0
1997	W 3-0

A2	1999 W 8-0
A2	1999 W 8-0
A7	2002 W 5-0
A7	2002 W 11-0
A12	2002 W 9-0
A12	2002 W 5-0
A3	2003 W 2-0
A3	2003 L 1-4
A1	2004 W 11-0
A1	2004 W 8-0

Lipscomb	1-0
1997	W 8-5

Livingston	1-0
1990	W 6-3

Luther	2-0
1990	W 9-0
1990	W 4-1

Mass-Lowell	3-1
M19	2002 L 2-4
\$M17	2003 W 4-0
\$M20	2003 W 3-0
^M19	2004 W 5-1

Marycrest	2-0
1979	W 8-5
1979	W 10-3

Mary	1-0
#M7	2003 W 7-1

Marymount	8-1
1975	W
1975	W
1979	W 9-2
1981	W 10-5
1982	L 11-15
1984	W 9-1
1984	W 7-0
1984	W 4-1
1984	W 4-1

Midwestern State	0-1
IF8	2004 L 0-2

Minn. State, Mankato 8-3	
1986	W 3-2
1992	L 2-3
1993	W 6-4
1998	W 9-4
1998	W 7-0
@F20 2005	W 5-4
%A3 2005	L 3-8
&A30 2005	W 2-1
%M25 2006	W 4-0
^A01 2006	L 0-8
&A15 2006	W 10-9

Minnesota-Duluth	4-3
1988	L 5-7
M23	1999 W 3-1
A11	1999 W 5-3
M18	2002 W 3-2
M22	2002 L 1-8
%A2	2005 W 5-0
@F18	2006 L 4-7

Mississippi College	1-0
1997	W 8-0

Missouri Baptist	1-0
1984	W 4-0

Missouri Southern 23-26	
1971	W
1977	L 10-15
1977	L 9-29
1979	W 6-5
1984	L 4-5
1986	W 1-0
1986	L 2-3
1988	L 0-4
1988	W 5-3
1988	W 5-3
1988	L 2-3
1990	L 1-6
1991	W 4-0
1991	L 0-3
1992	L 0-7
1992	L 3-10
1994	L 0-4
1994	L 0-4
1995	L 0-4
1995	L 5-6
1995	W 1-0
1996	L 1-5
1996	L 1-7
1997	W 3-1
1997	W 3-1
1998	W 4-3
1998	W 7-5
1998	L 3-12

A21	1999 W 2-0
A21	1999 L 0-2
M8	1999 W 4-3
A5	2000 L 1-3
A5	2000 L 0-2
A5	2001 L 0-2
A5	2001 L 0-5
F23	2002 L 0-1
A9	2002 W 3-1
A9	2002 W 9-2
*A15	2003 W 5-4 (12)
*A15	2003 W 5-0
%M12	2004 L 3-4
*A14	2004 W 3-2
*A14	2004 W 5-2
#M05	2005 L 2-7
\$M12	2005 W 7-3
*M30	2005 L 2-3
*M30	2005 W 6-5
*M14	2006 W 3-1
*M14	2006 W 4-3

Missouri Western 34-25	
1977	W 6-4
1977	L 3-4
1979	W 11-1
1980	W 2-0
1982	L 0-4
1982	L 0-7
1982	W 6-5
1983	L 1-2
1986	L 0-1
1986	W 10-0
1986	W 10-1
1986	W 1-0
1988	W 7-4
1988	L 6-10
1988	L 0-2
1988	W 8-1
1990	W 2-1
1990	W 5-2
1991	W 7-2
1991	W 6-1
1991	L 5-6
1991	W 2-1
1992	L 3-4
1992	W 4-2
1993	W 2-1
1993	W 10-6
1994	W 4-2
1994	L 3-12
1995	W 8-4
1995	W 5-0
1996	W 3-2

1996	W 10-0
1997	L 3-7
1997	L 0-3
1997	W 7-4
1997	L 1-5
1998	L 3-4
1998	L 3-6
1998	W 3-2
M3	1999 W 3-0
M3	1999 W 6-1
F12	2000 W 5-1
A10	2000 W 8-2
A10	2000 W 6-0
A18	2001 W 9-4
A18	2001 W 8-0
A17	2002 W 1-0 (11)
A17	2002 W 1-0
*A22	2003 L 1-3
*A22	2003 W 4-1
%M2	2003 L 0-5
*A21	2004 L 1-6
*A21	2004 L 6-7
**M1	2004 L 0-2
#M05	2005 L 4-6
*A26	2005 L 3-5
*A26	2005 L 4-10
*M02	2006 L 2-3
*M02	2006 L 0-3

Missouri-Kansas City 7-3	
1988	L 9-11
1988	L 3-6
1988	W 10-0
1991	W 5-3
1991	W 9-1
1992	W 6-2
1993	W 5-2
1993	W 9-1
1997	W 9-8
1997	L 5-6

Missouri-Rolla		17-7
	1992	W 3-1
	1993	W 5-1
	1994	W 6-5
	1995	W 8-0
	1996	W 4-0
	1997	W 4-2
A3	1999	W 3-0
A3	1999	W 5-0
M10	2000	W 7-1
A21	2000	W 4-3
A21	2000	W 4-3
M5	2000	W 6-0
A20	2001	W 4-3
A20	2001	W 5-4
M5	2001	L 5-7
A6	2002	W 4-0
A6	2002	L 2-3
*A13	2003	W 3-2 (9)
*A13	2003	W 1-0
*A9	2004	L 0-7
*A9	2004	L 4-5
*M17	2005	L 1-4
*M17	2005	L 2-3
\$M17	2006	L 0-4

Missouri-St. Louis		5-3
	1993	W 7-6
	1994	W 6-5
	1994	L 2-5
	1995	W 5-1
	1995	L 0-4
	1996	L 7-8
%M12	2004	W 7-4
\$M11	2005	W 11-0

Morningside	0-2
1995	L 3-6
A10 1999	L 4-7

Mount St. Scholastic 1-0
1970 W

Nebraska-Kearney 12-20	
1982	L 0-4
1983	L 0-2

1984	W 3-1
1984	L 0-1
1984	W 9-1
1986	W 1-0
1986	W 1-0
1986	L 2-3
1986	W 6-1
1986	W 2-1
1988	L 0-1
1992	W 7-4
1993	W 8-0
1993	L 2-6
1994	L 1-8
1994	L 0-2
1994	L 4-6
1994	W 8-0
1994	L 4-5
1995	L 3-9
1996	L 1-7
1996	L 3-4
1996	W 3-1
1998	L 3-7
M16	1999 L 0-3
M16	1999 L 0-5
M31	1999 W 4-0
M31	1999 L 0-8
M14	1999 L 0-4
F11	2000 L 0-1
M14	2000 L 0-2
M14	2000 W 4-2

Nebraska-Omaha	6-21
1983	L 0-5
1990	W 3-1
1991	L 1-10
1991	L 2-9
1991	L 0-7
1992	L 2-5
1994	W 8-5
1994	L 6-14
1994	L 1-12
1994	L 3-4
1994	L 1-10
1995	W 5-4
1995	L 2-11
1996	L 2-3
1996	L 4-5
1997	L 2-6
1998	L 3-4
A10	1999 L 1-2
M4	2000 L 5-8
M5	2000 L 2-12
M5	2000 L 2-3
A1	2000 L 5-6
M31	2001 L 0-4
#M8	2003 L 0-1
#M06	2005 W 2-0
%A3	2005 W 5-2
^A01	2006 W 4-2

New Mexico Highlands 1-0	
1994	W 9-6

New York Tech	1-0
1994	W 5-1

Newman		6-0
	1995	W 10-6
	1995	W 12-6
M24	2000	W 3-2
M24	2000	W 1-0
A29	2001	W 5-0
A29	2001	W 7-2

North Dakota		5-1
	1982	L 4-5
	1993	W 7-5
	1993	W 5-1
M31	2001	W 3-0
!F7	2004	W 3-2
&A30	2005	W 3-1

North Dakota State 4-5	
	1993 W 6-3
	1993 W 5-0
	1994 W 8-0
A10	1999 L 7-12

M16	2000 L 1-6
A2	2000 L 1-7
A1	2001 L 2-6
@A5	2003 L 3-5
^M20	2004 W 1-0

Northeastern St. (Okla.) 5-6	
1986	W 1-0
1986	W 1-0
1988	L 3-4
1992	L 3-4
1992	L 1-4
1992	W 9-0
1992	L 1-2
1995	L 3-6
1995	L 5-6
1995	W 8-7
#F28 2004	W 8-5

Northern Colorado 5-0		
F12	1999	W 9-0
M17	1999	W 9-1
M17	1999	W 6-4
M20	2002	W 9-6 (8)
@A6	2003	W 3-1



PLAYERS

COACHES

REVIEW

RECORDS

HISTORY

OPPONENTS

WASHBURN

Lady Blues Opponent Series History

Notre Dame (Ind.) 1-0

1991 W 3-1

Oklahoma 2-31991 L 0-7
1991 W 3-0
1992 W 6-1
1992 L 2-4
1994 L 0-17**Oklahoma Baptist 2-0**1988 W 2-0
1992 W 5-1**Oklahoma City 4-16**1986 W 1-0
1986 W 3-1
1986 L 0-1
1986 L 0-1
1988 L 0-1
1988 W 3-1
1988 L 1-6
1988 W 4-2
1988 L 0-5
1988 L 0-5
1990 L 0-1
1990 L 3-6
1992 L 2-9
1992 L 1-2
1994 L 5-6
1996 L 0-9
1998 L 1-7
M8 2002 L 1-2
%M13 2004 L 0-2
\$M12 2005 L 2-3**Oklahoma Panhandle 4-1**F12 2000 W 5-4
\$M5 2004 L 1-2
!F04 2006 W 10-2
A23 2006 W 12-0
A23 2006 W 11-0**Olivet Nazarene 0-2**1997 L 0-2
1997 L 0-4**Ouachita Baptist 1-0**

@F21 2004 W 6-0

Pace 1-0

^M19 2004 W 5-2

Pacific Lutheran 1-0

1986 W 3-0

Park 6-1M16 2000 W 5-1
M15 2003 W 5-0
M15 2003 W 8-0
M10 2004 W 4-1
M10 2004 W 9-1
A14 2005 L 2-3
A14 2005 W 3-2**Peru State (Neb.) 3-0**1986 W 7-0
1996 W 1-0
1996 W 5-0**Pittsburg State 41-39**1975 W
1976 W 4-2
1976 W 8-6
1977 L 4-23
1977 L 6-18
1979 L 1-2
1979 L 0-12
1980 L 6-11
1980 L 3-5
1981 L 1-2
1981 L 1-3
1982 L 3-7
1982 L 1-13
1982 L 0-3
1983 W 1-0
1983 L 0-5

1983 W 1-0

1984 W 2-0

1986 W 2-0

1986 W 3-1

1988 W 8-0

1988 W 3-1

1988 W 5-2

1990 W 3-0

1991 W 2-1

1991 W 2-0

1992 L 2-5

1992 W 3-2

1992 L 2-3

1993 W 3-2

1993 L 5-8

1993 L 0-1

1994 L 0-7

1994 L 0-11

1994 L 0-4

1994 L 1-2

1994 L 2-3

1995 L 5-8

1995 L 2-9

1995 L 1-6

1995 L 4-9

1995 W 4-3

1995 L 1-2

1995 L 1-2

1996 L 0-9

1996 W 9-0

1996 W 13-1

1996 W 13-4

1996 W 8-0

1997 W 5-4

1997 L 3-4

1997 L 1-3

1998 W 6-3

1998 L 3-6

1998 W 7-4

1998 W 16-1

1998 W 3-2

M6 1999 W 1-0

A13 1999 L 3-4

A30 1999 W 3-0

M29 2000 W 5-4

M29 2000 W 7-0

M5 2000 W 2-1

M9 2001 L 2-5

M27 2001 L 2-3

M27 2001 L 5-7

A2 2002 W 11-0

A2 2002 W 5-0

#M7 2003 W 2-0

*A10 2003 W 5-4

*A6 2003 W 5-0

*A6 2004 L 4-13

\$M12 2005 W 5-0

*A18 2005 L 7-9

*A18 2005 L 4-14

\$M17 2006 W 8-7

*M29 2006 W 2-1

*M29 2006 W 2-1

Quincy 2-1

1992 W 4-2

1992 W 7-2

1993 L 1-6

Regis 1-0

1995 W 4-0

Rollins 2-0

M23 1999 W 4-3

^M23 2004 W 3-2

St. Cloud State 5-3

1986 W 5-0

1991 W 1-0

1992 L 4-6

1993 L 0-3

1994 W 7-1

@F19 2005 L 2-3

%M25 2006 W 3-1

@F18 2006 W 3-2

St. Edwards (Texas) 2-0

1991 W 4-3

1993 W 2-1

St. Francis (Ill.) 1-0

1988 W 2-1

St. Leo (N.Y.) 0-1

^M23 2004 L 0-2

St. Mary (Neb.) 0-1

1991 L 0-1

St. Mary's (Ind.) 0-1

1991 L 2-8

St. Mary's (Kan.) 3-1

1992 L 1-2

1993 W 7-6

1993 W 3-1

1995 W 4-0

St. Mary's (Texas) 1-0

1988 W 7-3

St. Mary's of the Plains 8-2

1981 L 5-6

1981 L 2-10

1982 W 14-8

1984 W 2-1

1984 W 3-1

1984 W 1-0

1984 W 1-0

1986 W 6-3

1986 W 10-1

1986 W 12-4

St. Thomas Aquinas (N.Y.) 1-0

1998 W 8-2

St. Xavier 2-2

1986 W 2-0

1991 L 0-8

1992 W 5-1

1993 L 1-4

Saginaw Valley 1-1

1991 W 4-3

1992 L 4-5

Science & Arts of Okla. 2-0

!F04 2005 W 1-0

!F05 2005 W 1-0

Simpson (Iowa) 2-0

1986 W 4-3

1988 W 5-4

So. Illinois-Edwardsville 1-0

1993 W 8-0

South Dakota 5-0

1993 W 8-1

1995 W 19-3

1995 W 8-5

A1 2000 W 4-0

%A2 2005 W 5-4

South Dakota State 8-3

1995 W 18-3

1997 W 5-3

1997 W 4-0

1997 L 8-9

1997 L 3-4

A1 2000 W 6-5

M31 2001 W 7-1

M14 2002 L 1-3

M14 2002 W 1-0

M15 2002 W 6-1

@F18 2005 W 6-2

Southampton 3-0

M20 2002 W 15-0

M22 2002 W 12-0

\$M20 2003 W 5-0

Southeastern Okla. 1-0

M1 2002 W 3-1

Southern Arkansas 1-2

F22 2002 W 6-1

@F21 2004 L 0-2

#F24 2006 L 4-5

Southern Colorado 4-1

1996 L 1-2

1996 W 12-1

1996 W 11-3

F12 1999 W 4-1

F13 1999 W 9-1

Southern Conn. St. 1-1

1998 L 4-3

^M21 2004 W 7-1

Southern Nazarene 1-0

1996 W 8-1

Southern Utah 1-0

1986 W 9-1

Southwest Baptist 32-2

1976 W 10-4

1976 W 11-9

1981 L 1-7

1991 W 5-0

1992 W 5-0

1994 W 11-4

1994 W 11-9

1995 W 5-0

1996 W 11-0

1996 W 12-2

1997 W 7-1

1998 W 9-0

1998 W 1-0

1998 W 4-0

A16 1999 W 4-3

A16 1999 W 4-3

A22 2000 W 3-1

A22 2000 W 3-0

F23 2001 W 5-1

A21 2001 L 3-4

A21 2001 W 8-1

A5 2002 W 2-0

A5 2002 W 7-0

M3 2002 W 2-0

\$M18 2003 W 10-0

*A12 2003 W 12-0

*A12 2003 W 8-0

*A27 2004 W 3-0

*A27 2004 W 4-0

\$M11 2005 W 10-0

*M19 2005 W 8-0

*M19 2005 W 7-0

*A18 2006 W 3-2

*A18 2006 W 4-3

Southwest Minnesota 3-1

M4 1999 W 5-1

M30 2001 W 15-0

M30 2001 W 10-2

@F19 2006 L 2-3

Southwestern Okla. 3-0

!F28 2003 W 4-2

#M8 2003 W 10-3

#F27 2004 W 9-5

Stephen F. Austin 0-1

1984 L 0-1

Sterling 3-0

1984 W 5-1

1988 W 4-0

1995 W 7-0

Tabor 1-0

1982 W 8-3

Tarkio 2-0

1986 W 4-0

1990 W 4-0

Tarleton State 3-1

F12 1999 L 2-3

M15 2002 W 8-7

M16 2002 W 10-9 (8)

#F28 2004 W 4-2

Texas A&M-Kingsville 0-2

!F7 2004 L 0-1

\$M6 2004 L 0-1(8)

Texas Lutheran 2-0

1993 W 10-3

1993 W 6-2

Texas Womans 1-0

!M1 2003 W 1-0

Truman 26-22

1986 L 0-1

1988 W 2-0

1990 W 7-0

1990 W 3-0

1990 W 8-1

1991 W 10-0

1991 W 12-6

1992 W 5-4

1992 L 2-9

1992 L 0-4

1993 W 12-0

1993 W 7-0

1994 L 2-10

1995 W 6-5

1995 W 8-0

1996 W 11-5

1996 W 4-3

1997 W 7-6

1997 W 4-2

1998 W 4-1

1998 L 1-9

1998 W 4-0

A24 1999 L 0-4



1970 • 1-4

Coach Jan Nuzman

Mount St. Scholastic College	W
Kansas University	L
Emporia State	L
Wichita State	L
Kansas State	L

1971 • 2-3

Coach Jan Nuzman

Wichita State	L 5-7
Kansas State	W 19-15
Emporia State	L 9-10
Kansas University	L 7-5
Missouri Southern	W

1972 • 3-2

Coach Connie Floyd

Kansas University	L 14-16
Benedictine	W 13-10
Kansas State	W 18-8
Haskell Nations	W 2-12
Emporia State	L 0-6

1973 • 4-3

Coach Connie Floyd

Haskell Nations	W 15-8
Emporia State	W 6-1
Benedictine	W 35-5
Kansas University	L 12-22
Kansas State	W 17-5
Wichita State	L 4-7
Fort Hays State	L 3-15

1974 • 3-3

Coach Connie Floyd

Emporia State	L
Wichita State	W
Fort Hays State	W
Kansas State	L
Kansas University	L
Haskell Nations	W

1975 • 8-3

Coach Dennis McCool

Benedictine	W
Emporia State	L
Fort Hays State	L
Kansas Wesleyan	W
Marymount (Iowa)	W
Pittsburg State	W

Wichita State	L
Kansas University	W
Kansas State	W
Benedictine	W
Marymount (Iowa)	W

1976 • 7-5

Coach Dennis Bean

Southwest Baptist	W 10-4
Southwest Baptist	W 11-9
Kansas Wesleyan	W 19-2
Kansas Wesleyan	W 13-3
Fort Hays State	L 12-15
Fort Hays State	L 3-12
Benedictine	L 6-7
Benedictine	W 15-3
Pittsburg State	W 4-2
Pittsburg State	W 8-6
Northwest Missouri	L 0-2
Northwest Missouri	L 0-10

1977 • 5-14

Coach Rob Chioman

Kansas State	L 0-12
Kansas State	L 0-16
Pittsburg State	L 4-23
Pittsburg State	L 6-18
Missouri Southern	L 10-15
Missouri Southern	L 9-29
Wayne State (Neb.)	L 0-30
Wayne State (Neb.)	W 8-4
Fort Hays State	L 0-14
Fort Hays State	L 1-11
Wichita State	W 8-7
Wichita State	L 3-20
Emporia State	L 4-14
Emporia State	W 9-5
Missouri Western	W 6-4
Missouri Western	L 3-4
Benedictine	L 1-3
Benedictine	L 5-9
Kansas Wesleyan	W 13-6

1978 • 16-14

Coach Jessie Furrer

Only win-loss recorded

1979 • 14-13

Coach Patty Dick

Wichita State	L 1-2
Wichita State	L 0-12

Kansas State	L 1-4
Kansas State	L 4-7
Fort Hays State	L 0-3
Fort Hays State	L 3-4
Pittsburg State	L 1-2
Pittsburg State	L 0-12
Marycrest (Iowa)	W 8-5
Marycrest (Iowa)	W 10-3
Emporia State	L 5-7
Wichita State	W 8-2
Wichita State	W 8-5
Benedictine	W 1-0
Benedictine	W 7-3
Bethany	W 14-1
Marymount (Iowa)	W 9-2
Emporia State	L 1-2
Fort Hays State	L 2-8
Johnson County	W 1-0
Johnson County	W 9-1
Missouri Southern	W 6-5
Emporia State	L 1-6
Wayne State (Neb.)	W 2-1
Fort Hays State	W 1-0
Missouri Western	W 11-1
Emporia State	L 1-6

1980 • 9-13

Coach Patty Dick

Pittsburg State	L 6-11
Pittsburg State	L 3-5
Cloud County	W 0-8
Cloud County	W 7-0
Emporia State	L 2-18
Emporia State	L 2-4
Johnson County	L 1-4
Johnson County	L 1-4
Johnson County	L 2-10
Johnson County	W 2-0
Benedictine	L 0-11
Benedictine	W 8-1
Wichita State	W 14-3
Wichita State	L 10-11
Wichita State	L 1-10
Wichita State	W 4-3
Johnson County	W 18-10
Johnson County	W 12-2
Emporia State	L 0-2
Missouri Western	W 2-0
Fort Hays State	W 11-3
Wayne State (Neb.)	L 5-13



Amy Heiman (1998-2001) holds the Washburn record for appearances in a season, career and the most shutouts in a career with 25.

1981 • 7-18

Coach Patty Dick

Fort Hays State	W 8-3
Fort Hays State	W 13-0
Creighton (Neb.)	L 0-4
St. Mary's of the Plains	5-6
Emporia State	L 3-11
Wichita State	L 3-5
Wichita State	W 5-4
Wichita State	L 6-10
Benedictine	L 3-4
Southwest Baptist	L 1-7
Marymount (Iowa)	W 10-5
Kansas State	L 0-2
Kansas State	L 2-5
Kansas State	L 3-6
Kansas State	L 0-20
Benedictine	L 3-5
Benedictine	L 2-11
Pittsburg State	L 1-2
Pittsburg State	L 1-3
Friends	W 10-2
St. Mary's of the Plains	L 2-10
Benedictine	L 6-9
Friends	W 7-0
Friends	W 8-2

1982 • 10-20

Coach Patty Dick

Fort Hays State	L 2-15
Fort Hays State	W 9-6
Friends	L 3-8
Friends	W 8-0
Emporia State	W 2-0
St. Mary's of the Plains	W 14-8
Missouri Western	L 0-4
Benedictine	L 1-5
Benedictine	L 2-3
Missouri Western	L 0-7
Missouri Western	W 6-5
Bethany	W 15-2
Marymount (Iowa)	L 11-15
Baker	L 1-5
Benedictine	W 9-3
Fort Hays State	L 4-7
Kansas State	L 0-4
Kansas State	L 0-4
North Dakota	L 4-5
William Woods (Mo.)	L 6-7



The 1999 Lady Blues softball team was the first to qualify for the NCAA Postseason Tournament after going 41-24. (Front row) Lacey Robinson, Amy Scott, Haley Ford, Kathy Mohler, Dawn Nachbar. (Middle row) Equipment manager Steve Mehalic, assistant coach Liz Bainter, Tera Steffan, Hayle Beauchamp, Torrie Beauchamp, Marcy Scott, head coach Kim Newbern, assistant coach Joy Marie Soerries. (Back row) Carrie Kaberline, Amanda Vawter, Amy Heiman, Kristen Cheney, Stacie Carpenter and Tara Griffith.

PLAYERS

COACHES

REVIEW

RECORDS

HISTORY

OPPONENTS

WASHBURN

Year by Year Results



PLAYERS

COACHES

REVIEW

RECORDS

HISTORY

OPPONENTS

WASHBURN

Year by Year Results

Pittsburg State	L 3-7
Emporia State	W 4-3
Pittsburg State	L 1-13
Tabor (Kan.)	W 8-3
Fort Hays State	L 1-2
Nebraska-Kearney	L 0-4
Fort Hays State	W 6-2
Pittsburg State	L 0-3
^Wichita State	L 0-12
^Wichita State	W 6-5
^NAIA District 10 Playoffs	

1983 • 12-12

Coach Linda Moley

Northwest Iowa	W 7-4
Bethany	W 15-5
Kansas State	L 1-3
Kansas State	L 2-7
Johnson County	W 5-3
Johnson County	W 4-1
Northern Iowa	L 0-4
Nebraska-Omaha	L 0-5
Pittsburg State	W 1-0
Pittsburg State	L 0-5
Fort Hays State	W 5-1
Fort Hays State	L 0-1
Johnson County	W 7-5
Johnson County	L 2-10
Missouri Western	L 1-2
Wayne State (Neb.)	W 3-0
Wayne State (Neb.)	L 0-2
Nebraska-Kearney	L 0-2
Emporia State	L 0-4
Wichita State	W 3-0
Baker	W 8-0
Emporia State	L 6-8
Friends	W 1-0
Pittsburg State	W 1-0
Emporia State	L 1-3

1984 • 26-9

Coach Linda Moley

St. Mary's of the Plains	W 2-1
St. Mary's of the Plains	W 3-1
Stephen F. Austin (Texas)	L 0-1
Ausborg College	W 1-0
Emporia State	L 0-2
Fort Hays State	L 1-3
Fort Hays State	W 10-3
Baker	W 8-0
Baker	W 8-1
St. Mary's of the Plains	W 1-0
Sterling College	W 5-1
Fort Hays State	W 7-0
Bethany	W 12-0
Nebraska-Kearney	W 3-1
Nebraska-Kearney	L 0-1
Indiana State	W 2-1
Indiana State	L 1-2
Benedictine	W 4-0
Cloud County	W 3-0
Benedictine	W 8-0
Benedictine	W 1-0
Marymount (Iowa)	W 9-1
Marymount (Iowa)	W 7-0
Missouri Baptist	W 4-0
Nebraska-Kearney	W 9-1
Emporia State	L 0-5
Missouri Southern	L 4-5
Marymount	W 4-1
Marymount	W 4-1
Friends	W 2-1
Emporia State	L 0-6
St. Mary's of the Plains	W 1-0
Fort Hays State	W 6-3
Pittsburg State	W 2-0
Emporia State	L 0-1

1985 • 34-17

Coach Linda Moley

Only win-loss recorded

1986 • 50-12

Coach Linda Moley

Benedictine	W 6-0
Benedictine	W 5-0
Simpson (Iowa)	W 4-3
Tarkio (Mo.)	W 4-0
Missouri Western	L 0-1
Northeastern Oklahoma	W 1-0
Wisconsin-Eau Claire	W 9-0
Northeastern Oklahoma	W 1-0
Missouri Western	W 10-0
Northwest Missouri	W 2-1
St. Mary's of the Plains	W 6-3
St. Mary's of the Plains	W 10-1
St. Mary's of the Plains	W 12-4
William Jewell (Mo.)	W 7-1
Concordia (Minn.)	W 11-2
Missouri Western	W 10-1
Emporia State	W 8-0
Central Missouri	W 2-0
Central Missouri	W 1-0
Nebraska-Kearney	W 1-0
St. Xavier (Ill.)	W 2-0
Wayne State (Neb.)	W 3-2
St. Cloud (Minn.)	W 5-0
Mankato State (Minn.)	W 3-2
Illinois-Chicago	W 4-2
Creighton (Neb.)	L 1-2
Benedictine	W 4-0
Emporia State	W 9-0
Baker	W 2-0
Peru State (Neb.)	W 7-0
Pittsburg State	W 2-0
Benedictine	W 6-0
Oklahoma City	W 1-0
Nebraska-Kearney	W 1-0
Nebraska-Kearney	L 2-3
Nebraska-Kearney	W 6-1
Northwest Missouri	W 2-1
Central Missouri	W 1-0
Missouri Western	W 1-0
Briar Cliff (Iowa)	W 5-0
Emporia State	W 3-1
Truman State	L 0-1
Wichita State	W 2-0
Wichita State	W 1-0
#Fort Hays State	W 9-1
#Wayne State (Neb.)	L 1-4
#Nebraska-Kearney	W 2-1
#Missouri Southern	W 1-0
#Wayne State (Neb.)	L 0-3
Northwest Missouri	W 2-1
Northwest Missouri	L 1-2
^Emporia State	W 1-0
^Baker	W 5-0
^Pittsburg State	W 3-1
\$Oklahoma City	W 3-1
\$Oklahoma City	L 0-1
\$Oklahoma City	L 0-1
!Pacific Lutheran (Wash.)	W 3-0
!Southern Utah	W 9-1
!IUPUI-Indianapolis	L 1-6
!Missouri Southern	L 2-3
#CSIC Tournament	
^NAIA District 10 Playoffs	
\$NAIA Bi-District IV Playoffs	
!NAIA National Tournament	

1987 • 35-21

Coach Linda Moley

Only win-loss recorded



Dara Clouse (2001-04) holds the MIAA record for fielding percentage in a career with a .995 average with 1399 putouts, 82 assists and only eight errors at first base in 209 career games. She also holds the single-season mark with a perfect season without an error as a junior in 483 chances with 454 putouts. Close is also the career putouts and single game leader.

1988 • 31-18

Coach Kelly Stauffer

Missouri-Kansas City	L 9-11
Missouri Western	W 7-4
Missouri Western	L 6-10
Oklahoma City	L 0-1
Oklahoma City	W 3-1
Missouri Southern	L 0-4
Simpson College (Iowa)	W 5-4
Friends	W 7-0
Wartburg College (Iowa)	W 6-2
Missouri Western	L 0-2
Baker	W 7-0
Baker	W 11-4
Kansas University	L 0-4
Kansas University	L 0-7
Emporia State	W 8-7
Central State (Okla.)	L 4-8
Northeastern State (Okla.)	L 3-4
Missouri Southern	W 5-3
Cameron (Okla.)	W 5-4
Oklahoma Baptist	W 2-0
Oklahoma City	L 1-6
Central Missouri	W 10-9
Central Missouri	W 9-2
Truman State	W 2-0
Oklahoma City	W 4-2
Missouri Southern	W 5-3
Oklahoma City	L 0-5
Friends	L 2-3
Emporia State	W 9-0
Pittsburg State	W 8-0
Pittsburg State	W 3-1
Missouri-Kansas City	L 3-6
Missouri-Kansas City	W 10-0
Northwest Missouri	W 10-3
Northwest Missouri	W 5-2
#Nebraska-Kearney	L 0-1
#Emporia State	W 6-2
#Missouri Western	W 8-1
#Missouri Southern	L 2-3
^Sterling College	W 4-0
^Kansas Wesleyan	W 5-2
^Pittsburg State	W 5-2
\$Central State (Okla.)	L 2-5
\$Central State (Okla.)	W 6-2
\$Central State (Okla.)	W 4-1
!St. Mary's College (Tex)	W 7-3
!St. Francis College (Ill.)	W 2-1
!Minnesota-Duluth	L 5-7

!Oklahoma City	L 0-5
#CSIC Tournament	
^NAIA District 10 Playoffs	
\$NAIA Bi-District IV Playoffs	
!NAIA National Tournament	

1989 • 25-19

Coach Kelly Stauffer

Only win-loss recorded

1990 • 38-10

Coach Kelly Stauffer

Centenary (La.)	W 6-3
Wisconsin-Oshkosh	W 5-3
Wisconsin-Oshkosh	W 7-0
Wisconsin-Superior	W 3-2
Wisconsin-Superior	W 1-0
Luther (Iowa)	W 9-0
Central State (Okla.)	W 4-3
Livingston (Ala.)	W 6-3
Houston Baptist (Texas)	W 4-2
Luther (Iowa)	W 4-1
Central State (Okla.)	W 1-0
Emporia State	W 2-0
Friends	W 3-2
Northwest Missouri	W 4-3
Northwest Missouri	W 5-3
Central Missouri	W 6-1
Lincoln (Mo.)	W 5-1
Kansas Wesleyan	L 5-7
Baker	L 0-2
Kansas Wesleyan	W 9-0
Baker	W 5-1
Kansas University	L 2-6
Kansas University	L 2-6
Lincoln (Mo.)	W 9-2
Central Missouri	W 5-2
Truman State	W 7-0
Truman State	W 3-0
Missouri Western	W 2-1
Missouri Western	W 5-2
Nebraska-Omaha	W 3-1
Missouri Southern	L 1-6
Tarkio (Mo.)	W 4-0
Truman State	W 8-1
Augustana (S.D.)	L 0-2
Bethany	W 10-0
Bethany	W 13-0
Emporia State	L 1-4
Emporia State	L 1-6



Kansas University	W 6-5
Benedictine	W 10-0
Emporia State	W 2-1
Baker	W 5-1
Pittsburg State	W 3-0
^Benedictine	W 11-0
^Kansas Wesleyan	W 6-2
\$Emporia State	W 5-4
\$Oklahoma City	L 0-1
\$Oklahoma City	L 3-6
^NAIA District 10 Playoffs	
\$NAIA Bi-District IV Playoffs	

1991 • 25-21

Coach Kelly Stauffer

Emporia State	W 2-1
Notre Dame (Ind.)	W 3-1
St. Mary (Neb.)	L 0-1
St. Edward's (Texas)	W 4-3
St. Mary's (Ind.)	L 2-8
Missouri-Kansas City	W 5-3
Missouri-Kansas City	W 9-1
Kansas University	L 0-8
Kansas University	L 0-13
Central Missouri	L 1-3
Truman State	W 10-0
Missouri Western	W 7-2
Northwest Missouri	W 1-0
Lincoln (Mo.)	W 3-0
Friends	L 3-4
Emporia State	W 4-3
Missouri Western	W 6-1
Central State (Okla.)	L 1-2
Southwest Baptist	W 5-0
Northwest Missouri	L 3-4
Northwest Missouri	W 2-0
Missouri Western	L 5-6
Kansas University	L 0-7
Kansas University	L 6-13
Oklahoma	L 0-7
Oklahoma	W 3-0
St. Xavier (Ill.)	L 0-8
Bradley (Ill.)	W 3-1
Drake (Iowa)	W 2-1
Saginaw Valley (Mich.)	W 4-3
Northern Iowa	L 0-4
Pittsburg State	W 2-1
St. Cloud State (Minn.)	W 1-0
Northern Iowa	L 2-4
Lincoln (Mo.)	W 5-0
Central Missouri	L 2-4
Truman State	W 12-6
Missouri Southern	W 4-0
Missouri Western	W 2-1
Augustana (S.D.)	W 4-2
Nebraska-Omaha	L 1-10
Nebraska-Omaha	L 2-9
Nebraska-Omaha	L 0-7
^Pittsburg State	W 2-0
^Missouri Southern	L 0-3
^Central Missouri	L 0-4
^MIAA Tournament	

1992 • 26-23

Coach Kelly Osburn

Oklahoma Baptist	W 5-1
Oklahoma City	L 2-9
Oklahoma City	L 1-2
Northeastern State (Okla.)	L 3-4
Northeastern State (Okla.)	L 1-4
Quincy (Ill.)	W 4-2
Truman State	W 5-4
Missouri Southern	L 0-7
Northeastern (Okla.)	W 9-0
Emporia State	W 5-3
Missouri Southern	L 3-10
Central Missouri	W 8-1

Central Missouri	W 11-4
Northeastern (Okla.)	L 1-2
Grand View (Iowa)	W 7-0
Quincy (Ill.)	W 7-2
Pittsburg State	L 2-5
Kansas University	L 0-9
Kansas University	L 1-3
Friends W 5-2	
Central Missouri	W 3-2
Emporia State	W 8-0
Northwest Missouri	W 1-0
Missouri Western	L 3-4
Mankato State (Minn.)	L 2-3
Truman State	L 2-9
Concordia-St. Paul (Minn.)	L 5-6
St. Cloud State (Minn.)	L 4-6
St. Xavier (Ill.)	W 5-1
Valpraiso (Ind.)	W 5-1
Illinois-Chicago	W 6-5
Saginaw Valley (Mich.)	L 4-5
Emporia State	L 1-2
Northwest Missouri	W 3-0
St. Mary's (Kan.)	L 1-2
Augustana (S.D.)	W 3-2
Nebraska-Kearney	W 7-4
Missouri Western	W 4-2
Central Missouri	W 11-3
Truman State	L 0-4
Oklahoma	W 6-1
Oklahoma	L 2-4
Pittsburg State	W 3-2
Missouri-Kansas City	W 6-2
Nebraska-Omaha	L 2-5
^Southwest Baptist	W 5-0
^Pittsburg State	L 2-3
^Missouri-Rolla	W 3-1
^Central Missouri	L 0-3
^MIAA Tournament	

1993 • 33-9

Coach Kelly Osburn

North Dakota State	W 6-3
North Dakota State	W 5-0
St. Edwards (Texas)	W 2-1
Avila (Kan.)	W 24-1
Incarinate Word (Texas)	W 11-0
Incarinate Word (Texas)	W 8-0
Texas Lutheran	W 10-3
Texas Lutheran	W 6-2
St. Mary's (Kan.)	W 7-6
St. Mary's (Kan.)	W 3-1
North Dakota	W 7-5
North Dakota	W 5-1
Colo.-Colorado Springs	W 22-0
Colo.-Colorado Springs	W 7-1
Missouri Western	W 2-1
Truman State	W 12-0
Emporia State	W 2-1
Northwest Missouri	W 2-0
Augustana (S.D.)	L 0-9
Concordia (Neb.)	W 7-0
St. Cloud (Minn.)	L 0-3
Missouri-St. Louis	W 7-6
Mankato State (Minn.)	W 6-4
St. Xavier (Ill.)	L 1-4
Emporia State	L 1-8
Northwest Missouri	W 7-3
Missouri-Kansas City	W 5-2
Missouri-Kansas City	W 9-1
Pittsburg State	W 3-2
Nebraska-Kearney	W 8-0
Nebraska-Kearney	L 2-6
Central Missouri	W 6-0
Central Missouri	W 5-4
Pittsburg State	L 5-8
SIU-Edwardsville	W 8-0
Quincy (Ill.)	L 1-6

South Dakota	W 8-1
Missouri Western	W 10-6
Truman State	W 7-0
^Missouri-Rolla	W 5-1
^Pittsburg State	L 0-1
^Emporia State	L 5-7
^MIAA Tournament	

1994 • 22-32-1

Coach Kelly Osburn

Nebraska-Kearney	L 1-8
Southwest Baptist	W 11-4
Central Oklahoma	W 10-8
New Mexico Highlands	W 9-6
Nebraska-Omaha	W 8-5
Nebraska-Kearney	L 0-2
Wayne State (Neb.)	L 2-3
Wayne State (Neb.)	W 6-4
Nebraska-Omaha	L 6-14
Nebraska-Omaha	L 1-12
Missouri Southern	L 0-4
North Dakota State	W 8-0
St. Cloud State (Minn.)	W 7-1
Nebraska-Kearney	L 4-6
Wayne State (Neb.)	L 0-9
Wayne State (Neb.)	W 14-3
Pittsburg State	L 0-7
New York Tech	W 5-1
Northwest Missouri	W 3-1
Northwest Missouri	W 6-5
Wisconsin-Superior	W 11-4
Emporia State	L 1-2
Central (Iowa)	W 4-0
Emporia State	W 5-7
Emporia State	T 5-5
Central Missouri	L 5-7
Central Missouri	L 3-5
Nebraska-Kearney	W 8-0
Nebraska-Kearney	L 4-5
Northwest Missouri	L 3-7
Emporia State	L 2-3
Oklahoma	L 0-17
Pittsburg State	L 0-11
Pittsburg State	L 0-4
Truman State	L 2-10
Missouri Western	W 4-2
Central Missouri	L 1-3
Central Missouri	L 0-16
Oklahoma City	L 5-6
Benedictine	W 7-0
Pittsburg State	L 1-2
Northwest Missouri	L 0-1
Emporia State	W 6-1
Emporia State	L 3-5
*Missouri-Rolla	W 6-5
*Southwest Baptist	W 11-9
*Missouri-St. Louis	W 6-5
*Pittsburg State	L 2-3
*Lincoln (Mo.)	W 11-2
*Missouri Southern	L 0-4
^Missouri Western	L 3-12
^Lincoln (Mo.)	W 4-3
^Missouri-St. Louis	L 2-5
Nebraska-Omaha	L 3-4
Nebraska-Omaha	L 1-10
*MIAA Interdivision Tournament	
^MIAA Tournament	

1995 • 31-22

Coach Kevin Blaskowski

Nebraska-Omaha	W 5-4
Nebraska-Omaha	L 2-11
Northeastern State (Okla.)	L 3-6
William Penn (Iowa)	L 3-4
Central College	W 5-2
South Dakota State	W 18-3
South Dakota	W 19-3

South Dakota	W 8-5
Pittsburg State	L 5-8
Pittsburg State	L 2-9
Central College (Iowa)	L 0-1
Pittsburg State	L 1-6
Northeastern State (Okla.)	L 5-6
Central College	L 4-5
Pittsburg State	L 4-6
Northeastern State (Okla.)	W 8-7
Dana (Neb.)	W 6-3
Dana (Neb.)	W 7-6
Emporia State	L 6-7
Emporia State	W 9-4
Emporia State	L 4-10
St. Mary's (Kan.)	W 4-0
Central Oklahoma	W 7-0
Sterling (Kan.)	W 7-0
Central Oklahoma	W 7-0
Emporia State	W 5-4
Missouri Southern	L 0-4
Kansas Newman	W 10-6
Kansas Newman	W 12-6
Northwest Missouri	W 3-1
Northwest Missouri	W 10-3
Truman State	W 6-5
Truman State	W 8-0
Central Missouri	L 3-4
Central Missouri	L 1-5
Nebraska-Kearney	L 3-9
Doane (Neb.)	W 4-0
Regis (Colo.)	W 4-0
Colo. School of Mines	W 11-2
Morningside (Iowa)	L 3-6
Pittsburg State	L 4-9
Pittsburg State	W 4-3
Missouri-St. Louis	W 5-1
Missouri Southern	L 5-6
Lincoln (Mo.)	W 3-1
Southwest Baptist	W 5-0
Missouri-Rolla	W 8-0
Pittsburg State	L 1-2
Missouri Western	W 8-4
Missouri Western	W 5-0
^Missouri-St. Louis	L 0-4
^Missouri Southern	W 1-0
^Pittsburg State	L 1-2
^ MIAA Tournament	

1996 • 31-19

Coaches Kevin Blaskowski/John Punzo

Nebraska-Kearney	L 1-7
Northwest Missouri	L 2-3
Emporia State	L 1-6
Pittsburg State	L 0-9
Nebraska-Kearney	L 3-4
Nebraska-Omaha	L 2-3
Nebraska-Omaha	L 4-5
Peru State (Neb.)	W 1-0
Doane (Neb.)	W 14-1
Buena Vista (Neb.)	W 8-0
Baker	W 4-3
Baker	W 6-4
Peru State (Neb.)	W 5-0
Dana (Neb.)	W 6-2
Dana (Neb.)	W 11-3
Adams State (Colo.)	W 2-1
Adams State (Colo.)	W 7-4
Northwest Missouri	L 1-2
Northwest Missouri	L 1-2
Missouri Western	W 3-2
Missouri Western	W 10-0
Central (Iowa)	W 8-1
Southern Nazarene	W 8-1
Southern Colorado	L 1-2
Southern Colorado	W 12-1
Southern Colorado	W 11-3

PLAYERS

COACHES

REVIEW

RECORDS

HISTORY

OPPONENTS

WASHBURN

Year by Year Results



PLAYERS

COACHES

REVIEW

RECORDS

HISTORY

OPPONENTS

WASHBURN

Year by Year Results

Emporia State	W 8-0
Emporia State	L 7-8
Truman State	W 11-5
Truman State	W 4-3
Central Missouri	L 2-9
Central Missouri	L 3-13
Emporia State	W 10-4
Emporia State	W 3-0
Nebraska-Kearney	W 3-1
Oklahoma City	L 0-9
Emporia State	L 0-5
Southwest Baptist	W 11-0
Pittsburg State	W 9-0
Pittsburg State	W 13-1
Pittsburg State	W 13-4
Missouri-Rolla	W 4-0
Southwest Baptist	W 12-2
Lincoln (Mo.)	4-0
Missouri Southern	L 1-5
Missouri-St. Louis	L 7-8
^Pittsburg State	W 8-0
^Central Missouri	W 4-2
^Emporia State	L 10-12
^Missouri Southern	L 1-7
^MIAA Tournament	

1997 • 27-21

Coach Kim Newhern

South Dakota State	W 5-3
South Dakota State	W 4-0
Bethany	W 14-0
Bethany	W 11-3
Missouri Southern	W 3-1
South Dakota State	L 8-9
Central Arkansas	W 9-1
Central Iowa	W 5-3
Nebraska-Omaha	L 2-6
Baker	W 7-3
Baker	W 7-0
Missouri-Kansas City	W 9-8
Missouri-Kansas City	L 5-6
Central (Iowa)	W 1-0
Buena Vista (Neb.)	L 3-4
Eastern New Mexico	W 9-1
South Dakota State	L 3-4
Mississippi College	W 8-0
West Florida	W 5-0
Arkansas-Monticello	L 3-6
Missouri Western	L 3-7
Lipscomb (Tenn.)	W 8-5
Lambuth (Tenn.)	L 0-5
Missouri Western	L 0-3
West Florida	L 0-3
Olivet Nazarene (Ill.)	L 0-2
Olivet Nazarene (Ill.)	L 0-4
Truman State	W 7-6
Truman State	W 4-2
Northwest Missouri	L 1-2
Northwest Missouri	W 4-3
Central Missouri	L 0-3
Central Missouri	L 1-3
Pittsburg State	W 5-4
Pittsburg State	L 3-4
Emporia State	W 7-0
Emporia State	L 3-5
Lincoln (Mo.)	W 3-0
Missouri Southern	W 3-1
Pittsburg State	L 1-3
Southwest Baptist	W 7-1
Missouri-Rolla	W 4-2
Wichita State	L 1-5
Wichita State	W 4-1
^Missouri Western	W 7-4
^Central Missouri	L 0-4
^Emporia State	W 6-3
^Missouri Western	L 1-5
^MIAA Tournament	

1998 • 27-14

Coach Kim Newhern

Southwest Baptist	W 9-0
Central Arkansas	W 2-0
Delta State (Miss.)	W 6-2
Central Missouri	W 8-1
Oklahoma City	L 1-7
Nebraska-Kearney	L 3-7
Pittsburg State	W 6-3
Missouri Southern	W 4-3
Central Arkansas	W 8-1
Cameron (Okla.)	W 3-1
Northwest Missouri	W 16-5
Pittsburg State	L 3-6
Mankato State (Minn.)	W 9-4
St. Thomas Aquinas (N.Y.)	W 8-2
Georgia College	W 4-2
S. Connecticut State	L 4-3
East Stroudsburg (Pa.)	W 9-3
Mankato State (Minn.)	W 7-0
Nebraska-Omaha	L 3-4
Pittsburg State	W 7-4
Pittsburg State	W 16-1
Central Missouri	L 2-3
Central Missouri	L 2-1
Southwest Baptist	W 1-0
Southwest Baptist	W 4-0
Emporia State	W 6-1
Emporia State	W 7-0
Missouri Southern	W 7-5
Missouri Southern	L 3-12
Truman State	W 4-1
Truman State	L 1-9
Northwest Missouri	W 8-4
Northwest Missouri	W 6-2
Missouri Western	L 3-4
Missouri Western	L 3-6
^Emporia State	L 0-7
^Pittsburg State	W 3-2
^Missouri Western	W 3-2
^Central Missouri	W 4-3
^Emporia State	L 5-8
^MIAA Tournament	

1999 • 41-24

Coach Kim Newhern

F12	Tarleton State (Texas)	L 2-3
F12	Northern Colorado	W 9-0
F12	Southern Colorado	W 4-1
F12	Western New Mexico	W 7-3
F13	Colorado College	W 14-0
F13	Southern Colorado	W 9-1
F13	Western New Mexico	L 3-4
M4	Southwest State (Minn.)	W 5-1
M5	Central (Iowa)	L 0-2
M6	Augustana (S.D.)	L 3-4
M6	Pittsburg State	W 1-0
M6	Columbia College (Mo.)	W 1-0
M7	Augustana (S.D.)	L 2-8
M10	Baker	W 8-0
M10	Baker	W 10-0
M16	Nebraska-Kearney	L 0-3
M16	Nebraska-Kearney	L 0-5
M17	Northern Colorado	W 9-1
M17	Northern Colorado	W 6-4
M20	Adelphi (N.Y.)	W 6-1
M20	Wayne State (Mich.)	W 2-1
M21	Florida Southern	W 5-1
M21	Florida Tech	L 2-6
M23	Minnesota-Duluth	W 3-1
M23	Rollins College (Fla.)	W 4-3
M24	Erskine	W 2-0
M24	East Stroudsburg (Pa.)	W 4-0
M24	East Stroudsburg (Pa.)	W 11-3
M24	Erskine (S.C.)	W 13-3
M29	Fort Hays State	L 1-3
M29	Fort Hays State	L 2-3
M31	Nebraska-Kearney	W 4-0
M31	Nebraska-Kearney	L 0-8
A2	Lincoln (Mo.)	W 8-0
A3	Missouri-Rolla	W 3-0
A3	Missouri-Rolla	W 5-0
A7	Emporia State	W 2-0
A7	Emporia State	W 2-1
A8	Fort Hays State	W 2-0
A8	Fort Hays State	W 2-0

A10	North Dakota State	L 7-12
A10	Morningside (Iowa)	L 4-7
A10	Nebraska-Omaha	L 1-2
A11	Minnesota-Duluth	W 5-3
A11	Augustana (S.D.)	L 0-4
A13	Pittsburg State	L 3-4
A16	Southwest Baptist	W 4-3
A16	Southwest Baptist	W 4-3
A19	Central Missouri	W 5-0
A19	Central Missouri	L 0-2
A21	Missouri Southern	W 2-0
A21	Missouri Southern	L 0-2
A24	Truman State	L 0-4
A24	Truman State	W 5-4
A25	Northwest Missouri	L 3-5
A25	Northwest Missouri	W 20-10
A30	Pittsburg State	W 3-0
M3	Missouri Western	W 3-0
M3	Missouri Western	W 6-1
M8	^Northwest Missouri	L 4-5
M8	^Missouri Southern	W 4-3
M8	^Truman State	L 0-1
M14	^Nebraska-Kearney	L 0-4
M14	^Truman State	L 3-6
	^MIAA Tournament	
	!NCAA Regional Tournament	

2000 • 38-20

Coach Kim Newhern

F11	Eastern New Mexico	W 11-6
F11	Nebraska-Kearney	L 0-1
F12	Northwest Missouri	L 3-8
F12	Missouri Western	W 5-1
F12	Oklahoma Panhandle	W 5-4
F12	Eastern New Mexico	W 5-0
F29	Kansas	L 0-5
M4	Nebraska-Omaha	L 5-8
M4	Northwest Missouri	W 5-2
M5	Nebraska-Omaha	L 2-12
M5	Nebraska-Omaha	L 2-3
M7	Bethany College	W 2-0
M7	Bethany College	W 8-2
M8	Wayne State (Neb.)	W 8-0



Outfielder Kristen Cheney was the last Lady Blues to receive All-American honors when she was named to the NFCA Third Team squad following the 2002 season. She batted .428 her senior season collecting 80 hits, five off the school record, with 11 home runs, a school record 52 runs scored. She finished her career at Washburn with 183 base hits.



M8	Wayne State (Neb.) . . .	W 10-4
M10	Coe College (Iowa) . . .	L 2-3
M10	Missouri-Rolla	W 7-1
M14	Nebraska-Kearney	L 0-2
M14	Nebraska-Kearney	W 4-2
M16	North Dakota State . . .	L 1-6
M16	Park University (Mo.) . .	W 5-1
M16	Eureka College (Ill.) . .	W 8-0
M17	Vanguard (Calif.)	W 1-0
M17	Abilene Christian (Texas)	L 0-4
M17	Incarinate Word (Texas) .	L 7-8
M24	Newman (Kan.)	W 3-2
M24	Newman (Kan.)	W 1-0
M29	Pittsburg State	W 5-4
M29	Pittsburg State	W 7-0
M30	Fort Hays State	W 3-2
M30	Fort Hays State	L 0-6
A1	Nebraska-Omaha	L 5-6
A1	South Dakota State . . .	W 6-5
A1	South Dakota State . . .	W 4-0
A2	South Dakota State . . .	L 1-7
A5	Missouri Southern	L 1-3
A5	Missouri Southern	L 0-2
A7	Central Missouri	W 4-3
A7	Central Missouri	W 7-4
A8	Truman State	W 5-1
A8	Truman State	W 4-2
A10	Missouri Western	W 8-2
A10	Missouri Western	W 6-0
A18	Emporia State	L 2-6
A18	Emporia State	W 6-0
A21	Missouri-Rolla	W 4-3
A21	Missouri-Rolla	W 4-3
A22	Southwest Baptist	W 3-1
A22	Southwest Baptist	W 3-0
A27	Fort Hays State	W 7-0
A27	Fort Hays State	L 6-8
M1	Northwest Missouri . . .	W 4-3
M1	Northwest Missouri . . .	W 5-1
M5	^Missouri-Rolla	W 6-0
M5	^Pittsburg State	W 2-1
M6	^Truman State	W 3-2
M6	^Truman State	L 1-2
M6	^Truman State	L 0-2
^ MIAA Tournament Game		

2001 • 28-21

Coach Kim Newbern

F23	Southwest Baptist	W 5-1
F23	Henderson State	W 9-6
M6	Bethany	W 13-0
M6	Bethany	W 8-0
M9	Northwest Missouri . . .	W 4-2
M9	Central Arkansas	L 1-6
M9	Central Oklahoma	W 7-5
M9	Pittsburg State	L 2-5
M10	Central Oklahoma	L 6-9
M14	Fort Hays State	W 7-5
M14	Fort Hays State	W 3-1
M21	Arkansas-Monticello . . .	W 6-4
M21	Arkansas-Monticello . . .	L 0-3
M22	Grace College	W 10-0
M22	Central Arkansas	W 5-1
M23	Emporia State	L 3-7
M27	Pittsburg State	L 2-3
M27	Pittsburg State	L 5-7
M30	Southwest State	W 15-0
M30	Southwest State	W 10-2
M31	Augustana	L 4-5
M31	North Dakota	W 3-0
M31	Nebraska-Omaha	L 0-4
M31	South Dakota State . . .	W 7-1
A1	North Dakota State . . .	L 2-6
A5	Missouri Southern	L 0-2
A5	Missouri Southern	L 0-5
A6	Central Missouri	L 4-6
A6	at Central Missouri	L 0-4
A7	Truman State	L 0-7

A7	at Truman State	L 3-7
A12	Kansas	L 0-3
A17	Emporia State	W 3-1
A17	Emporia State	W 3-2
A18	Missouri Western	W 9-4
A18	Missouri Western	W 8-0
A20	Missouri-Rolla	W 4-3
A20	Missouri-Rolla	W 5-4
A21	Southwest Baptist	L 3-4
A21	Southwest Baptist	W 8-1
A24	Northwest Missouri . . .	W 2-0
A24	Northwest Missouri . . .	L 2-5
A25	Fort Hays State	W 9-3
A25	Fort Hays State	W 6-0
A29	Newman	W 5-0
A29	Newman	W 7-2
M4	^Central Missouri	W 2-1
M4	^Truman State	L 3-6
M5	^Missouri-Rolla	L 5-7
^ MIAA Tournament Game		

2002 • 48-11

Coach Kim Newbern

F22	!vs Evangel	W 4-0
F22	!vs Howard-Payne	W 13-0
F22	!vs So. Arkansas	W 6-1
F23	!vs Missouri Southern . .	L 0-1
M1	@SE Oklahoma	W 3-1
M1	@West Florida	W 2-1(8)
M1	@Incarinate Word	W 2-1
M6	Bethany	W 13-0
M6	Bethany	W 17-0
M8	\$Augustana	L 0-6
M8	\$Oklahoma City	L 1-2
M13	at Fort Hays State	W 9-5
M13	at Fort Hays State	W 3-2
M14	South Dakota State . . .	L 1-3
M14	South Dakota State . . .	W 1-0
M15	Colo-Colo. Springs	W 4-0
M15	Tarleton State	W 8-7
M15	South Dakota State . . .	W 6-1
M16	Colo-Colo. Springs	W 6-1
M16	Tarleton State	W 10-9 (8)
M18	&C. W. Post	W 4-2
M18	&Minnesota-Duluth . . .	W 3-2
M19	&Mass-Lowell	L 2-4
M19	&Florida Tech	W 4-2
M20	&No. Colorado	W 9-6 (8)
M20	&Southampton	W 15-0
M21	&East Stroudsburg	W 7-0
M21	&Florida Southern	W 1-0 (8)
M22	&Minnesota-Duluth . . .	L 1-8
M22	&Southampton	W 12-0
M27	*Northwest Missouri . . .	W 4-1
M27	*Northwest Missouri . . .	W 2-1
A2	*Pittsburg State	W 11-0
A2	*Pittsburg State	W 5-0
A3	at Kansas	L 2-9
A5	*at SW Baptist	W 2-0
A5	*at SW Baptist	W 7-0
A6	*at Missouri-Rolla	W 4-0
A6	*at Missouri-Rolla	L 2-3
A7	at Lincoln	W 5-0
A7	at Lincoln	W 11-0
A9	*at Mo. Southern	W 3-1
A9	*at Mo. Southern	W 9-2
A12	Lincoln	W 9-0
A12	Lincoln	W 5-0
A14	Central Methodist	W 2-0
A14	Central Methodist	W 1-0
A17	*at Mo. Western	W 1-0 (11)
A17	*at Mo. Western	W 1-0
A19	*Truman State	W 8-3
A19	*Truman State	W 12-9
A20	*Central Missouri	W 3-1
A23	*at Emporia State	W 5-2
A23	*at Emporia State	W 6-0
A30	*Central Missouri	L 0-1

M3	^Southwest Baptist	W 2-0
M3	^Truman State	W 4-2
M4	^Central Missouri	L 0-6
M4	^Truman State	L 0-1
!Central Arkansas Tournament		
@NFCA/Schutt Lead-off Classic		
\$Missouri Southern Invitational		
&Orlando Spring Rebel Games		
*MIAA Game		
^MIAA Tournament Game		

2003 • 34-14

Coach Lisa Carey

!F28	vs Southwestern Okla . .	W 4-2
!F28	vs W. New Mexico	L 0-7
!M1	vs Texas Woman's	W 1-0
!M1	vs Central Oklahoma . .	W 3-0
!M2	vs Emporia State	W 2-0
!M2	vs Wayne State (Mi) . .	L 2-4(10)
#M7	vs Pittsburg State	W 2-0
#M7	vs Mary	W 7-1
#M8	vs Nebraska-Omaha . . .	L 0-1
#M8	vs Southwestern Okla . .	W 10-3
M15	Park	W 5-0
M15	Park	W 8-0
\$M17	vs East Stoudsburg . . .	W 5-0
\$M17	vs Mass-Lowell	W 4-0
\$M18	vs Southwest Baptist . .	W 10-0
\$M18	vs Kutztown	W 3-1
\$M19	vs Wisconsin-Parkside . .	W 1-0
\$M19	vs Bloomfield	W 17-0
\$M20	vs Mass-Lowell	W 3-0
\$M20	vs Southampton	W 5-0
*M25	Emporia State	L 0-2
*M25	Emporia State	L 3-6
M30	Fort Hays State	W 5-4 (10)
M30	Fort Hays State	L 1-2 (8)
*A1	at Northwest Missouri . .	L 4-5
*A1	at Northwest Missouri . .	W 3-0
A3	Lincoln	W 2-0
A3	Lincoln	L 1-4
@A5	vs North Dakota St. . . .	L 3-5
@A5	vs Augustana	L 1-2
@A6	vs Northern Colorado . .	W 3-1
@A10	at Pittsburg State	W 5-4
*A10	at Pittsburg State	W 5-0
*A12	Southwest Baptist	W 12-0
*A12	Southwest Baptist	W 8-0
*A13	Missouri-Rolla	W 3-2 (9)
*A13	Missouri-Rolla	W 1-0
*A15	Missouri Southern	W 5-4 (12)
*A15	Missouri Southern	W 5-0
*A18	at Central Missouri . . .	W 6-0
*A18	at Central Missouri . . .	W 2-0
*A22	Missouri Western	L 1-3
*A22	Missouri Western	W 4-1
*A29	at Truman State	L 2-7
*A29	at Truman State	W 4-2
%M2	vs Missouri Western . . .	L 0-5
%M2	vs Central Missouri . . .	W 3-2 (8)
%M2	vs Truman	L 0-3
! - NFCA/Schutt Leadoff Classic		
# - Missouri Southern Invitational		
\$ - MIAA Game		
* - Rebel Spring Games		
@ - University of Nebraska-Omaha		
% - MIAA Tournament		
() extra inning game		

2004 • 32-25

Coach Lisa Carey

!F7	vs North Dakota	W 3-2
!F7	at TA&M-Kingsville . . .	L 0-1
!F8	vs Emporia State	W 6-5
!F8	vs Midwestern State . . .	L 0-2
@F20	vs Arkansas Tech	W 2-1
@F20	vs Henderson State . . .	L 1-2
@F20	vs Arkansas-Monticello .	W 1-0

@F21	vs Southern Arkansas . .	L 0-2
@F21	vs Ouachita Baptist . . .	W 6-0
#F27	vs Southwestern Okla. . .	W 9-5
#F27	vs Eastern New Mexico .	W 8-7
#F28	vs Northeastern State . .	W 8-5
#F28	vs Tarleton State	W 4-2
\$M5	vs Western New Mexico .	L 0-2
\$M5	vs Oklahoma Panhandle .	L 1-2
\$M6	vs TA&M-Kingsville . . .	L 0-1(8)
\$M6	vs Eastern New Mexico .	W 3-0
\$M7	vs Angelo State	L 4-5 (8)
M10	Park	W 4-1
M10	Park	W 9-1
%M12	at Missouri Southern . . .	L 3-4
%M12	vs Augustana	W 6-1
%M12	vs Missouri-St. Louis . .	W 7-4
%M13	vs Northwest Missouri . .	W 1-0
%M13	vs Oklahoma City	L 0-2
*M16	at Emporia State	L 4-5
*M16	at Emporia State	W 10-7
*M19	vs UMass-Lowell	W 5-1
*M19	vs Pace	W 5-2
*M20	vs Wayne St. (MI)	W 4-0
*M20	vs North Dakota St. . . .	W 1-0
*M21	vs Augustana	L 0-8
*M21	vs Southern Connecticut	W 7-1
*M23	vs Rollins	W 3-2
*M23	vs St. Leo	L 0-2
*M30	Northwest Missouri . . .	W 3-1
*M30	Northwest Missouri . . .	L 5-8
A1	Lincoln	W 11-0
A1	Lincoln	W 8-0
*A6	Pittsburg State	W 3-0
*A6	Pittsburg State	L 4-13
*A9	at Missouri-Rolla	L 0-7
*A9	at Missouri-Rolla	L 4-5
*A14	vs Missouri Southern . . .	W 3-2
*A14	vs Missouri Southern . .	W 5-2
*A16	Central Missouri	W 4-3
*A16	Central Missouri	L 2-4
*A17	Truman	L 0-2 (8)
*A17	Truman	L 3-11
*A21	at Missouri Western . . .	L 1-6
*A21	at Missouri Western . . .	L 6-7
&A23	vs William Woods	W 7-4 (8)
&A23	vs Evangel (Mo.)	L 4-5
*A27	at Southwest Baptist . . .	W 3-0
*A27	at Southwest Baptist . . .	W 4-0
**M1	vs Truman	L 5-6
**M1	vs Missouri Western . . .	L 0-2
! - Texas A&M-Kingsville Tournament		
@ - Central Arkansas Tournament		
# - Southwestern Oklahoma Shootout		
\$ - NFCA Leadoff Classic		
% - Missouri Southern State Invite		
& - Spring Rebel Games		
^ - Okla. City University Tourney		
* - MIAA Game		
** - MIAA Tournament		
() extra inning game		

2005 • 30-26

Coach Lisa Carey

!F4	vs Eastern New Mexico .	W 9-3
!F04	vs Univ. Sci. & ArtsOK . .	W 1-0
!F05	vs Eastern New Mexico .	W 7-1
!F05	vs Univ. Sci. & ArtsOK . .	W 1-0
@F18	vs South Dakota State . .	W 6-2
@F18	vs Lewis	W 7-0
@F19	vs Upper Iowa Univ. . . .	W 2-0
@F19	vs Concordia-St. Paul . . .	L 2-3
@F19	at St. Cloud State	L 2-3
@F20	vs Minnesota State	W 5-4
#M05	vs Missouri Southern . . .	L 2-7
#M05	vs Emporia State	L 1-2
#M05	vs Missouri Western	L 4-6
#M06	vs Truman	L 3-5
#M06	vs Nebraska-Omaha	W 2-0

PLAYERS

COACHES

REVIEW

RECORDS

HISTORY

OPPONENTS

WASHBURN

Year by Year Results



PLAYERS
COACHES
REVIEW
RECORDS
HISTORY
OPPONENTS
WASHBURN

Year by Year Results

\$M11 at Southwest Baptist . . . W 10-0
 \$M11 vs Missouri-St. Louis . . . W 11-0
 \$M12 vs Pittsburg State W 5-0
 \$M12 vs Oklahoma City L 2-3
 \$M12 at Missouri Southern . . . W 7-3
 M15 Fort Hays State W 8-0
 M15 Fort Hays State W 1-0
 *M17 Missouri-Rolla L 1-4
 *M17 Missouri-Rolla L 2-3
 *M19 Southwest Baptist W 8-0
 *M19 Southwest Baptist W 7-0
 M20 Bemidji State W 7-1
 M20 Bemidji State W 3-1
 *M30 Missouri Southern L 2-3
 *M30 Missouri Southern W 6-5
 %A2 at Augustana W 9-1
 %A2 vs South Dakota W 5-4
 %A2 vs Minnesota Duluth . . . W 5-0
 %A3 vs Minnesota State L 3-8
 %A3 vs Nebraska-Omaha . . . W 5-2
 A9 at Fort Hays State L 0-1
 A9 at Fort Hays State L 1-2
 A14 at Park L 2-3
 A14 at Park W 3-2
 *A18 at Pittsburg State L 7-9
 *A18 at Pittsburg State L 4-14
 *A20 Emporia State W 4-3
 *A20 Emporia State L 0-4
 *A23 at Central Missouri . . . L 0-2
 *A23 at Central Missouri . . . L 1-2
 *A24 at Truman L 3-4
 *A24 at Truman L 0-7
 *A26 Missouri Western L 3-5
 *A26 Missouri Western L 4-10

A27 Baker L 2-6
 A27 Baker W 6-2
 &A30 vs North Dakota W 3-1
 &A30 vs Augustana L 3-6
 &A30 vs Minnesota State . . . W 2-1
 *M3 at Northwest Missouri . . W 6-2
 *M3 at Northwest Missouri . . L 6-7

2006 • 36-21
Coch Lisa Carey

!F04 vs Oklahoma Panhandle W 10-2
 !F04 at Angelo State W 8-4
 !F05 vs Eastern New Mexico W 5-2
 !F05 vs Angelo State L 4-8
 @F18 vs Minnesota-Duluth . . . L 4-7
 @F18 at St. Cloud State W 3-2
 @F19 vs Concordia-St. Paul . . . L 1-3
 @F19 vs Southwest Minnesota . L 2-3
 #F24 vs Southern Arkansas . . L 4-5
 #F24 vs Arkansas-Monticello . . L 1-8
 M01 Baker W 10-1
 *M11 at NW Missouri State . . W 3-0
 *M11 at NW Missouri State . . L 0-11
 *M14 Missouri Southern W 3-1
 *M14 Missouri Southern W 4-3
 M15 Benedictine W 8-0
 M15 Benedictine W 5-0
 \$M17 vs Missouri-Rolla L 0-4
 \$M17 vs Pittsburg State W 8-7
 \$M17 vs Bellevue W 4-0
 %M25 vs St. Cloud State . . . W 3-1
 %M25 vs Minnesota State . . . W 4-0
 %M25 vs Upper Iowa W 5-3
 %M26 vs Concordia-St. Paul . . W 2-2

%M26 vs Emporia State L 6-9
 *M29 Pittsburg State W 2-1
 *M29 Pittsburg State W 2-1
 ^A01 vs Minnesota State L 0-8
 ^A01 vs Nebraska-Omaha . . . W 4-2
 ^A01 vs Wayne State (Neb.) . . W 9-0
 *A04 Central Missouri W 3-2
 *A04 Central Missouri W 6-2
 *A10 at Truman W 2-0
 *A10 at Truman W 12-4
 *A12 at Emporia State L 0-1
 *A12 at Emporia State L 0-8
 &A14 at Upper Iowa L 0-5
 &A14 vs NW Missouri State . . W 3-0
 &A15 vs Minnesota State . . . W 10-9
 &A15 vs Central Missouri . . . W 6-4
 *A18 at Southwest Baptist . . . W 3-2
 *A18 at Southwest Baptist . . . W 4-3
 A20 at Fort Hays State W 5-3
 A20 at Fort Hays State W 8-6
 A23 Oklahoma Panhandle . . W 12-0
 A23 Oklahoma Panhandle . . W 11-0
 A26 vs Emporia State L 2-7
 A26 vs Emporia State L 6-7
 A27 Fort Hays State W 5-1
 A27 Fort Hays State W 3-2
 *M02 at Missouri Western . . . L 2-3
 *M02 at Missouri Western . . . L 0-3
 +M05 vs Central Missouri . . . W 5-2
 +M05 vs Emporia State L 1-10
 +M05 vs NW Missouri State . . L 2-9
 ~M11 at Emporia State L 0-9
 ~M12 vs NW Missouri State . . L 5-11
 != Angelo State Tournament

@ = St. Cloud State Invitational
 # = Henderson State Tournament
 \$ = Pittsburg State Invitational
 % = Missouri Western Invitational
 ^ = Nebraska-Omaha Invitational
 & = Northwest Missouri State Classic
 + = MIAA Tournament
 ~ = NCAA North Central Regional Tournament
 * = MIAA game
 () extra inning game

Lady Blues Roster(1994-pr)

Aa

Elizabeth Anthony1996-97

Bb

Liz Bainter1997
 Amber Bartley1996
 Jessie Batres2007-
 Torrie Beauchamp1996-99
 Hayle Beauchamp . . .1999-2000
 Jennifer Beemer1995
 Cory Bergstrom1995-98
 Katie Billington2003-04
 Julie Blaufuss2000-03
 Tiffany Bonilla1995
 Eileen Brungardt1994
 Erin Bryan2005

Cc

Amanda Carey2004-05
 Stacie Carpenter1998-01
 Jeri Carter1998
 Kristin Cheney1999-02
 Dara Clouse2001-04
 Shelly Cole1997-98

Dd

Mandi Daigh2006-
 Stacey Davis1994-97
 Brooke DeVader2005-
 Danielle DeVries2000

Ee

Sandy Erickson2001

Ff

Malarie Fellers2005-
 Jenny Fletcher2001-04
 Joanne Fluker2004
 Haley Ford1997-2000

Gg

Molly Gleisberg2001-04
 Shannon Gosser2006
 Katie Gregg2002-03
 Tara Griffith1998-99
 Angie Guerin1994-97

Hh

Renee Harders1994-96
 Angie Hards1994-95
 Autumn Hauck2006
 Amy Heiman1998-01
 Autumn Heusted1995
 Danielle Hodge2007-
 Regan Holt1996
 Jackie Horn2002-03
 Kala Huske2003-06

Jj

Gloria Jobe2005
 Susan Jobe2001
 Kelley Jordan1994

Kk

Carrie Kaberline . . .1996-2000
 Cindy Keller1994
 Megan Kimerer2007-
 Chris Kline1995-96

Ll

Kayla Long2007-
 Brooke Lyons2001-02

Mm

Lindsey Mansfield2006-
 Cara Martin1995
 Mandy McGinley1994
 Kathy Mohler1997-2000
 Mikala Mohler2004-06

Nn

Dawn Nachbar1999-2002

Pp

Brianne Paletta2005
 Robyn Palmer1994-95
 Ashley Perkins2002-03
 Nicole Perkuhn2007-
 Tara Phillips1994-96
 Erin Pierce2004-06
 Brandie Powell1999
 Cheryl Pruitt1994-95
 Amanda Purdon2000

Rr

Holly Reichel2001-02
 Lacey Robinson1998-99

Ss

Tammy Sauer1996
 Chris Shaffer1994
 Katie Schmidt2001-04
 Amy Scott1999-2001
 Marcy Scott1996-99
 Jackie Sells2002-05
 Mendy Simecka1994-96
 Joy Marie Sorries1996-98
 Tara Steffan1999-2001
 Ashley Stewart2003-04
 Kelly Swygert2005-

Tt

Whitney Tapp2007-
 Kerry Tanner2002
 Mandy Tarbutton2005-
 Kim Thompson1995-96
 Kit Torline2000
 Chris Torrez1994-96
 Andrea Turner1995

Vv

Amanda Vawter1998-2000

Ww

Lindsey Wagner1997-98
 Ashley Webb2004-
 Dani White2005-
 Tiffany Whitt2003-04
 Tish Williams2006-
 Crystal Wittlinger2002
 Tisha Wolf1995-96
 Kim Woodson2004



2007 WASHBURN SOFTBALL

OPPONENTS



PLAYERS

COACHES

REVIEW

RECORDS

HISTORY

OPPONENTS

WASHBURN

2007 Washburn Tournaments

WEST TEXAS A&M TOURNAMENT

Feb. 23-24

Lady Buff Yard

West Canyon, Texas

Number of teams: Six

Host SID: Adam Quisenberry

SID Phone: 325-942-2378

SID Email: aquisenberry@wtamu.edu

Softball Press Box: 806-656-6139

CENTRAL OKLAHOMA TOURNAMENT

March 2-4

Mustang Field

Edmond, Okla.

Number of teams: Six

Host SID: Mike Kirk

SID Phone: 405-974-2142

SID Email: mkirk@ucok.edu

Softball Press Box: 405-974-2142

ST. EDWARD'S UNIVERSITY HILLTOPPER CLASSIC

March 9-11

Diane Daniels Field

Austin, Texas

Number of teams: Nine

Host SID: Logan Lawrence

SID Phone: 512-464-8810

SID Email: loganl@stedwards.edu

Softball Press Box: 512-464-8810

EMPORIA STATE TOURNAMENT

March 17-18

Turnbull, Cannon, Thomas Fields

Emporia, Kan.

Number of teams: Nine

Host SID: Don West

SID Phone: 620-341-5526

SID Email: westsd@emporia.edu

Softball Press Box: 620-343-1815

MISSOURI WESTERN STATE UNIVERSITY INVITE

March 23-25

MWSU Fields

St. Joseph, Mo.

Number of teams: Nine

Host SID: Brett King

SID Phone: 816-271-4257

SID Email: king@missouriwestern.edu

Softball Press Box: n/a

NEBRASKA-OMAHA TOURNAMENT

March 31-April 1

Dill Fields

Omaha, Neb.

Number of teams: 12

Host SID: Stephen Field

SID Phone: 402-554-3287

SID Email: stephenfield@mail.unomaha.edu

Softball Press Box: TBA

NORTHWEST MISSOURI TOURNAMENT

April 27-28

Bearcat and Donaldson Fields

Maryville, Mo.

Number of teams: 10

Host SID: Chad Waller

SID Phone: 660-562-1118

SID Email: cwall@mail.nwmissouri.edu

Softball Press Box: n/a

CENTRAL MISSOURI TOURNAMENT

April 27-28

Jennies Field

Warrensburg, Mo.

Number of teams: Five

Host SID: Luke Rinne

SID Phone: 660-543-4312

SID Email: rinne@ucmo.edu

Softball Press Box: 816-695-1282

MIAA TOURNAMENT

May 4-5

Johnson County Girls Softball
Association

Shawnee, Kan.

Number of teams: Eight

Host SID: Matt Newbery

SID Phone: 913-341-3080

SID Email: mnewbery@themiaa.com

Softball Press Box: n/a

NCAA NORTH CENTRAL REGIONAL TOURNAMENT

May 10-14

Site: TBA

Number of teams: Eight

Host SID: TBA

SID Phone: TBA

SID Email: TBA

Softball Press Box: TBA



NCAA DIVISION II WORLD SERIES

May 17-21

May 10-14

Site: Akron, Ohio at Firestone Stadium

Number of teams: Eight

Host: Ashland University

SID Phone: TBA

SID Email: TBA

Softball Press Box: TBA



Truman State Bulldogs

Friday, April 6 in Kirksville, Mo.



Erin Brown
Coach



Christen Belcher
Junior, OF

University Facts

Location: Kirksville, Mo.
Founded: 1867
Enrollment: 6,000
Nickname: Bulldogs
Colors: Purple and White
President: Dr. Jack Magruder
Athletic Director: . . . Jerry Wollmering

Coaching Facts

Head Coach: Erin Brown
Overall Record: . . 17-33 (2nd season)
Record at School: first season
Office Phone: 660-785-4343
Assistant Coaches: Cathy Monroe

Bulldog Softball

2006 Record: 30-23
MIAA Record: 7-9
MIAA Finish: 6th
Postseason: . . . 2-2 MIAA Tournament
Final Ranking: none
Letterwinners Returning/Lost: . . . 12/2
Position Starters Returning/Lost: . . 9/1
Pitchers Returning/Lost: 1/2
Series Record: WU leads 26-22
Last Meeting: WU 12-4, 4/10/06

Media Relations

Softball contact: Kevin White
Email: kwhite@truman.edu
Office Phone: 660-785-4276
Press Box Phone: 660-785-4175
Web site: . . . gobulldogs.truman.edu

Northwest Missouri Bearcats

Thursday, April 19 in Topeka



Ryan Anderson
Coach



Lindsey Stephenson
Senior, OF

University Facts

Location: Maryville, Mo.
Founded: 1905
Enrollment: 6,350
Nickname: Bearcats
Colors: Forest Green and White
President: Dr. Dean L. Hubbard
Athletic Director: . . . Dr. Bob Boerigter

Coaching Facts

Head Coach: Ryan Anderson
Overall Record: . . 114-74 (5th season)
Record at School: first season
Office Phone: 660-562-1783
Assistant Coaches: . . . Rachel Burleson

Bearcat Softball

2006 Record: 40-15
MIAA Record: 12-4
MIAA Finish: 3rd
Postseason: 1-2 NCAA Regionals
Final Ranking: none
Letterwinners Returning/Lost: . . . 9/7
Position Starters Returning/Lost: . . 7/2
Pitchers Returning/Lost: 2/2
Series Record: WU leads 35-20
Last Meeting: . . NW won 11-5, 5/12/06

Media Relations

Softball contact: Chad Waller
Email: cwall@mail.nwmissouri.edu
Office Phone: 660-562-1118
Press Box Phone: 660-562-8868
Web site: . . . northwestbearcats.com

Missouri Southern Lions

Tuesday, March 27 in Topeka



Aron Potter
Coach



Racheal Bowen
Senior, 1B

University Facts

Location: Joplin, Mo.
Founded: 1968
Enrollment: 5,740
Nickname: Lions
Colors: Green and Gold
President: Dr. Julio S. Leon
Athletic Director: Sallie Beard

Coaching Facts

Head Coach: Aron Potter
Overall Record: . . 17-23 (2nd season)
Record at School: same
Office Phone: 417-625-9873
Assistant Coaches: David Wright

Lion Softball

2006 Record: 17-23
MIAA Record: 2-14
MIAA Finish: 8th
Postseason: . . . 0-2 MIAA Tournament
Final Ranking: none
Letterwinners Returning/Lost: . . . 9/6
Position Starters Returning/Lost: . . 8/1
Pitchers Returning/Lost: 1/3
Series Record: MSSU leads 36-23
Last Meeting: . . WU won 4-3, 3/14/06

Media Relations

Softball contact: Justin Maskus
Email: maskus-j@mssu.edu
Office Phone: 417-625-9359
Press Box Phone: 417-437-4513
Web site: . . www.mssu.edu/athletics

PLAYERS

COACHES

REVIEW

RECORDS

HISTORY

OPPONENTS

WASHBURN

2007 MIAA Opponents



PLAYERS

COACHES

REVIEW

RECORDS

HISTORY

OPPONENTS

WASHBURN

2007 MIAA Opponents

Missouri Western Griffons

Wednesday, March 22 in St. Joseph



Jennifer Bagley
Coach



Laura Pedorvich
Senior, P

University Facts

Location: St. Joseph, Mo.
Founded: 1969
Enrollment: 5,100
Nickname: Griffons
Colors: Black and Gold
President: Dr. James Scanlon
Athletic Director: Mark Linder

Coaching Facts

Head Coach: Jen Bagley
Overall Record: 198-137 (6th season)
Record at School: same
Office Phone: 816-271-4480
Assistant Coaches: Leigh Suhr

Griffon Softball

2006 Record: 40-20
MIAA Record: 13-3
MIAA Finish: 2nd
Postseason: 1-2 NCAA Regionals
Final Ranking: none
Position Starters Returning/Lost: . . 10/1
Pitchers Returning/Lost: 3/0
Series Record: MWSU leads 34-25
Last Meeting: MWSU 3-0, 5/2/06

Media Relations

Softball contact: Brett King
Email: king@missouriwestern.edu
Office Phone: 816-271-4257
Press Box Phone: n/a
Web site: www.gogriffons.com

Pittsburg State Gorillas

Tuesday, March 6 in Topeka



Brad Horky
Coach



Tera Swartslander
Junior, OF/P

University Facts

Location: Pittsburg, Kan.
Founded: 1903
Enrollment: 6,750
Nickname: Gorillas
Colors: Crimson and Gold
President: Dr. Tom Bryant
Athletic Director: Chuck Broyles

Coaching Facts

Head Coach: Brad Horky
Overall Record: . 470-267-1 (15th season)
Record at School: 205-105 (7th season)
Office Phone: 620-232-7947
Assistant Coaches: Emily Brown

Gorilla Softball

2006 Record: 22-22
MIAA Record: 4-12
MIAA Finish: 7th
Postseason: 0-2 MIAA Tournament
Final Ranking: none
Letterwinners Returning/Lost: 6/9
Series Record: WU leads 41-39
Last Meeting: PSU 2-1, 3/29/06

Media Relations

Softball contact: Tina Lancaster
Email: tlancaster@pittstate.edu
Office Phone: 620-235-4147
Press Box Phone: 620-249-4650
Web site: www.pittstategorillas.com

Central Missouri Jennies

Saturday, April 17 in Warrensburg



Susan Anderson
Coach



Rachel Adams
Senior, SS

University Facts

Location: Warrensburg, Mo.
Founded: 1871
Enrollment: 11,000
Nickname: Jennies
Colors: Cardinal and Black
President: Dr. Bobby Patton
Athletic Director: Jerry Hughes

Coaching Facts

Head Coach: Susan Anderson
Overall Record: 181-172 (10th season)
Record at School: first season
Office Phone: 660-543-4139
Assistant Coaches: Dee Keim

Jennie Softball

2006 Record: 32-25
MIAA Record: 7-9
MIAA Finish: T5th
Postseason: 1-2 at MIAA Tournament
Final Ranking: none
Letterwinners Returning/Lost: 12/5
Position Starters Returning/Lost: . . 6/4
Pitchers Returning/Lost: 3/1
Series Record: WU leads 29-25
Last Meeting: WU 5-2, 5/2/06


Media Relations

Softball contact: Luke Rinne
Email: rinne@ucmo.edu
Office Phone: 660-543-4312
Press Box Phone: 816-695-1282
Web site: www.cmsu.edu/athletic



Emporia State Hornets

Wednesday, April 11 in Topeka



Kristie Bredbenner
Coach



Megan Davidson
Senior, 3B

University Facts

Location: Emporia, Kan.
Founded: 1863
Enrollment: 6,128
Nickname: Hornets
Colors: Old Gold and Black
President: Michael R. Lane
Athletic Director: Kent Weiser

Coaching Facts

Head Coach: Kristi Bredbenner
Overall Record: . . 93-26 (3rd season)
Record at School: . . 62-7 (2nd season)
Office Phone: 620-341-5499
Assistant Coaches: Kate Gilner

Hornet Softball

2006 Record: 62-7
MIAA Record: 15-1
MIAA Finish: 1st
Postseason: 4-2 D2 World Series
Final Ranking: 2nd
Series Record: ESU leads 52-41
Last Meeting: ESU 9-0, 5/11/06

Media Relations

Softball contact: Don Weast
Email: weastdon@emporia.edu
Office Phone: 620-341-5526
Press Box Phone: 620-343-1815
Web site: www.emporia.edu/athletics

Southwest Baptist Lady Bearcats

Wednesday, March 28 in Topeka



Christy Capner
Coach

University Facts

Location: Bolivar, Mo.
Founded: 1878
Enrollment: 3,536
Nickname: Lady Bearcats
Colors: Purple and White
President: Dr. C. Pat Taylor
Athletic Director: Brent Good

Coaching Facts

Head Coach: Christy Capner
Overall Record: first season
Record at School: first season
Office Phone: 417-328-1791
Assistant Coaches: TBA

Lady Bearcat Softball

2006 Record: 17-32
MIAA Record: 1-17
MIAA Finish: 9th
Postseason: none
Final Ranking: none
Series Record: WU leads 32-2
Last Meeting: WU 4-3, 4/18/06

Media Relations

Softball contact: Mike Pitts
Email: mpitts@sbuniv.edu
Office Phone: 417-328-1799
Press Box Phone: 417-328-8474
Web site: . . www.sbuniv.edu/athletics

Fort Hays State Tigers

Saturday, April 21 in Hays



Tonja Hadley
Coach



Emily Herl
Junior, INF

University Facts

Location: Hays, Kan.
Founded: 1902
Enrollment: 9,000
Nickname: Tigers
Colors: Black and Gold
President: Dr. Edward Hammond
Athletic Director: Curtis Hammeke

Coaching Facts

Head Coach: Tonja Hadley
Overall Record: . . 18-26 (2nd season)
Record at School: same
Office Phone: 785-628-5885
Assistant Coaches: . . Kristina Schmallen

Tiger Softball

2006 Record: 18-36
RMAC Record: 13-23
RMAC Finish: 8th
Postseason: none
Final Ranking: none
Letterwinners Returning/Lost: 8/8
Position Starters Returning/Lost: . . 6/3
Series Record: WU leads 34-25
Last Meeting: WU 3-2, 4/27/06

Media Relations

Softball contact: Ryan Prickett
Email: rprickett@fhsu.edu
Office Phone: 785-628-5903
Press Box Phone: none
Web site: . . . www.fhsuathletics.com

PLAYERS

COACHES

REVIEW

RECORDS

HISTORY

OPPONENTS

WASHBURN

2007 MIAA Opponents



PLAYERS

COACHES

REVIEW

RECORDS

HISTORY

OPPONENTS

WASHBURN

Wasburn Opponent Series Record

MIAA Opponents

Central Missouri State	29-25
Emporia State	41-52
Fort Hays State	34-25
Missouri Southern	23-26
Missouri Western	34-25
Northwest Missouri	35-20
Pittsburg State	41-39
Southwest Baptist	32-2
Truman State	26-22

Kansas Opponents

Avila College (Kan.)	1-0
Baker	17-3
Benedictine	21-10
Bethany	14-0
Cloud County	2-1
Friends	9-3
Haskell	3-0
Johnson County	8-4
Newman	6-0
Kansas	2-18
Kansas State	4-14
Kansas Wesleyan	7-1
St. Mary's (Kan.)	3-1
St. Mary's of the Plains	8-2
Sterling College	3-0
Tabor	1-0
Wichita State	12-13

Non-MIAA Opponents

Abilene Christian (Texas)	0-1
Adams State (Colo.)	2-0
Adelphi (N.Y.)	1-0
Angelo State (Texas)	1-2
Arkansas-Monticello	2-3
Arkansas Tech	1-0
Augustana (S.D.)	4-10
Augsburg College (Minn.)	1-0
Bellevue (Iowa)	1-0
Bemidji State (Minn.)	3-0
Bloomfield	1-0
Bradley (Ill.)	1-0
Briar Cliff (Neb.)	1-0
Buena Vista (Neb.)	1-1
Cameron (Okla.)	2-0
Central (Iowa)	5-3
Central Arkansas	4-1
Central Methodist (Mo.)	2-0
Central Oklahoma	5-1
Central State (Ohio)	4-3
Centenary (La.)	1-0
Cloud County	2-1
Coe College (Iowa)	0-1
Colorado College	1-0
Colorado School of Mines	1-0
Colorado-Colorado Springs	4-0
Columbia College (Mo.)	1-0
Concordia (Minn.)	2-3
Concordia (Neb.)	1-0

Creighton (Neb.)	0-2
C.W. Post	1-0
Dana College (Neb.)	4-0
Delta State (Miss.)	1-0
Doane College (Neb.)	2-0
Drake (Iowa)	1-0
East Stroudsburg (Pa.)	5-0
Eastern New Mexico	8-0
Erksine (S.C.)	2-0
Eureka College (Ill.)	1-0
Evangel (Mo.)	1-0
Florida Southern	2-0
Florida Tech	1-1
Georgia College	1-0
Grace College	1-0
Grand View (Iowa)	1-0
Henderson State (Ark.)	1-0
Houston Baptist (Texas)	1-0
Howard-Payne (Texas)	1-0
Illinois-Chicago	2-0
Incarinate Word (Texas)	3-1
Indiana State	1-1
IUPUI-Indianapolis	0-1
Johnson County	8-4
Kutztown (Pa.)	1-0
Lambuth (Tenn.)	0-1
Lewis (Ill.)	1-0
Lincoln (Mo.)	18-1
Limpcomb (Tenn.)	1-0
Livingston (Ala.)	1-0
Luther (Iowa)	2-0
Mary (N.D.)	1-0
Marycrest (Iowa)	2-0
Marymount (N.Y.)	8-1
Massachusetts-Lowell	3-1
Midwestern State	2-2
Minnesota-Duluth	4-3
Minnesota State, Mankato	6-2
Mississippi College	1-0
Missouri Baptist	1-0
Missouri-Kansas City	7-3
Missouri-Rolla	17-7
Missouri-St. Louis	5-3
Morningside (Iowa)	0-2
Mount St. Scholastic	1-0
Nebraska-Kearney	12-20
Nebraska-Omaha	6-21
New Mexico Highlands	1-0
New York Tech	1-0
North Dakota	5-1
North Dakota State	4-5
Northeastern State (Okla.)	5-6
Northern Colorado	5-0
Northern Iowa	1-3
Notre Dame (Ind.)	1-0
Nova Southeastern	0-0
Oklahoma	2-3
Oklahoma Baptist	2-0
Oklahoma City	4-16
Oklahoma Panhandle	4-1

Olivet Nazarene (Ill.)	0-2
Ouachita Baptist	1-0
Pace	1-0
Pacific Lutheran (Wash.)	1-0
Park (Mo.)	6-1
Peru State (Neb.)	3-0
Quincy (Ill.)	2-1
Regis (Colo.)	1-0
Rollins College (Fla.)	2-0
St. Cloud State (Minn.)	5-3
St. Edward's (Texas)	2-0
St. Francis (Ill.)	1-0
St. Leo (N.Y.)	0-1
St. Mary's (Ind.)	0-1
St. Mary's (Neb.)	0-1
St. Mary's (Texas)	1-0
St. Thomas Aquinas (N.Y.)	1-0
St. Xavier (Ill.)	2-2
Saginaw Valley (Mich.)	1-1
Science & Arts of Oklahoma	2-0
Simpson College (Iowa)	2-0
SIU-Edwardsville	1-0
South Connecticut State	1-1
South Dakota	5-0
South Dakota State	8-3
Southampton	3-0
Southeastern Oklahoma	1-0
Southern Arkansas	1-2
Southern Colorado	4-1
Southern Nazarene (Okla.)	1-0
Southern Utah	1-0
Southwest State (Minn.)	3-1
Southwestern Oklahoma	3-0
Stephen F. Austin (Texas)	0-1
Tarkio (Mo.)	2-0
Tarleton State (Texas)	3-1
Texas A&M-Kingsville	0-2
Texas Lutheran	2-0
Texas Woman's	1-0
Upper Iowa	3-1
Valpraiso (Ind.)	1-0
Vanguard (Calif.)	1-0
Wartburg College (Iowa)	1-0
Wayne State (Mich.)	2-1
Wayne State (Neb.)	9-7
West Florida	2-1
Western New Mexico	1-3
William Jewell (Mo.)	1-0
William Penn (Iowa)	0-1
William Woods (Mo.)	1-1
Wisc.-Eau Claire	1-0
Wisc.-Oshkosh	2-0
Wisc.-Parkside	1-0
Wisc.-Superior	3-0



2007 WASHBURN SOFTBALL

WASHBURN



PLAYERS

COACHES

REVIEW

RECORDS

HISTORY

OPPONENTS

WASHBURN

About Washburn



Washburn University was established in February 1865 as Lincoln College by a charter issued by the State of Kansas and the General Association of Congregational Ministers and Churches of Kansas. A two-story brick building on the northeast corner of 10th and Jackson Streets was soon erected and the first classes began in January 1866. In 1868, the school was renamed Washburn College, in recognition of a \$25,000 donation by Ichabod Washburn, a church deacon and resident of Worcester, Mass.

The university was granted a permanent location in 1865 when Topekan Col. John Ritchie donated a 160-acre site, which at the time was a considerable distance southwest of the city. Construction on the first building began in 1872, with occupancy taking place in 1874. For the next two decades, college President Peter MacVicar conducted an aggressive development campaign. His efforts resulted in the establishment of numerous Victorian limestone structures which characterized the campus for the next 90 years.

Expansion of the school was constant. The School of Law was organized in 1903, as was a School of Fine Arts and a medical school, which educated physicians until 1913. During the next three decades structures such as the Mulvane Art Museum, Benton Hall and Whiting Field House were added to the campus. In June 1966, a tornado struck Topeka and several historic buildings on campus were demolished. The Washburn community rallied and financial support from friends and alumni made possible the rebuilding of many school facilities during the com-





ing years. Today, university facilities offer more than one million square feet of modern academic and support space.

In 1941, the citizens of Topeka endorsed Washburn by voting to establish a municipal university, supported in part by the city and governed by a local board of regents. In 1952, the Washburn Board of Regents officially changed the name of the school to Washburn University of Topeka. In 1999, the university's primary funding was moved from city property tax to county sales tax sources, with the school retaining status as a municipal subdivision of the state. In addition to local financial support, Washburn has received state funds since 1961, which have been coordinated by the Kansas Board of Regents since 1991. Washburn is governed by its own nine member Board of Regents.

Washburn provides broadly-based liberal arts and professional education through more than 190 certificate, associate, baccalaureate, master's and juris doctor programs through the College of Arts and Sciences and the Schools of Law, Business,



Dr. Jerry B. Farley
University President

Jerry Farley became the 14th President of Washburn University in 1997 following an extensive career in finance and business affairs at several Oklahoma higher education institutions. Aside from a full schedule of Washburn responsibilities, Dr. Farley speaks and teaches around the United States on topics related to Higher Education Finance, Auditing, Management and Leadership. He is a C.P.A. and has been the president and chair of the board of several state and national professional

organizations. He has authored or co-authored numerous articles and books on finance and accounting. Dr. Farley holds a degree in finance and accounting, an MBA, and a Ph.D. in Higher Education Administration - all from the University of Oklahoma. Serving on local and state boards has always been a priority for Dr. Farley. He is past president of the Topeka Chamber of Commerce. He has served on the board of directors of Red Cross, American Cancer Society, Boy Scouts, United Way and economic development corporations including Go Topeka. He is the recipient of awards for outstanding contributions in public service, accounting, and higher education.

Academic Majors

* Denotes fields in which Secondary Education teaching certificates are available.
Degrees are listed after majors (C=Certificate of Completion)
Denotes joint programs with Kaw Area Technical School

Accounting, BBA, MBA	Law, JD
Addiction Counseling, C, AAS, BAS	Legal Office Administration, C
Adult Care Home Administrator, C, BAS	Legal Studies, C, AA
Allied Health C, AS, BHS	Liberal Studies, MLS
Anthropology, BA	Management, BBA
Art History, BA	Marketing, BBA
Art*, BA, BFA	Mass Media, BA
Athletic Training, BS	Mathematics*, BA, BS
Banking, AAS	Medical Imaging, BHS
Biology*, BA, BS	Medical Office Administration, C
Business Administration, MBA	Medical Technology, BS
Business Education, B.Ed	Mental Health and Disabilities, AAS, BAS
Cardiac Sonography, C	Military and Strategic Studies, C
Chemistry*, BA, BS	Music Education, BM
Clinical Psychology, MA	Music Performance, BM
Communication, BA	Music, BA
Computer Information Science, BS	Natural Science and Mathematics, AA
Computer Information Systems, AA, BA, BS	Non-Profit Management, C, BPA (in association with Public Administration)
Correctional Administration, MCJ	Nursing, BSN
Criminal Justice, AA, BSCJ	Office Administration, C, AA #
Criminal Justice, MCJ	Philosophy, BA
Curriculum and Instruction, M.Ed.	Physical Education*, BA, B.Ed, BS
Design Technology, AAS #	Physical Therapy Assistant, AS
Developmental Disabilities, AAS, BAS	Physics*, BA, BS
Diagnostic Medical Sonography, C	Political Science, BA
Early Childhood Education, AA	Pre-Dentistry
Early Childhood Education, B.Ed	Pre-Engineering
Economics, BA	Pre-Law
Economics, BBA	Pre-Medicine
Education, M.Ed.	Pre-Optometry
Educational Administration, M.Ed	Pre-Pharmacy
Elementary Education, B.Ed	Pre-Theology
English*, BA	Pre-Veterinary Medicine
Executive Administrative Assistant, C	Psychology*, BA, MA
Finance, BBA	Public Administration, C, BP
Food Service, AA #	Public Health Nursing, C
Forensic Chemical Science, BS	Purchasing, C, AAS #
French*, BA	Radiation Therapy, C
General Business, BBA	Radiologic Technology, AS
General Science, BS	Reading, M.Ed.
General Sonography, C	Religious Studies, BA
German*, BA	Respiratory Therapy, AS
Gerontology, AAS, BAS	RN Articulation, BSN
Health Information Technology, C, AS	RN Refresher
Health Services Administration, BHS	School Nurse Certification, C
History*, BA	Secondary Education, M.Ed
Human Services, C, AAS, BAS	Social Work, BSW
Humanities and Creative and Performing Arts, AA	Social Work, MSW
Industrial Technology, AAS #	Sociology, BA
Integrated Studies, BIS	Spanish*, BA
Interrelated Special Education, M.Ed.	Studio Art, BA
Law Enforcement, MCJ	Technology Administration, BAS
	Theatre, BA
	Vascular Sonography, C
	Victim/Survivor Services, C, AAS, BAS
	Word Processing, C
	Youth Services, AAS, BAS

PLAYERS

COACHES

REVIEW

RECORDS

HISTORY

OPPONENTS

WASHBURN

About Washburn



PLAYERS

COACHES

REVIEW

RECORDS

HISTORY

OPPONENTS

WASHBURN

Washburn Athletics



Steve Anson
Baseball



Bob Chipman
Basketball (M)



Craig Schurig
Football



Doug Hamilton
Golf



Jennifer Hastert
Tennis (M/W)



Tim Collins
Soccer (W)



Lisa Carey
Softball

2005-06 Season Flashback

Team	Overall W-L	MIAA	MIAA Finish	Postseason
Baseball	29-25	16-12	4th	3rd at MIAA Tourney
Basketball-M	10-16	4-12	9th	none
Basketball-W	32-1	16-0	1st	NCAA Sweet 16
Football	9-3	7-1	1st	NCAA Second Round
Golf	121-34	29-6	2nd	2nd at NCAA Regional
Soccer-W	11-5-4	7-3-4	T2nd	None
Softball	36-21	11-5	4th	NCAA Regionals
Tennis-M	17-6	3-1	1st	NCAA Round of 32
Tennis-W	13-10	2-4	5th	NCAA First Round
Volleyball	35-3	15-1	1st	NCAA Round of 32
Totals	313-124-4 (.714)	110-46-4 (.700)		

**Overall athletic department
winning percentage - .714**



Chris Herron
Volleyball



Ron McHenry
Basketball (W)



Loren Ferré
Athletic Director

Loren Ferré became Washburn's director of athletics in February of 1996 after a six-year appointment at Black Hills State University in Spearfish, S.D. Ferré is a dynamic leader who has implemented many internal changes within the athletic department since arriving on campus. He has put increasing scholarships and departmental fund-raising at the top of his list.

In 2005, Ferré was named the Central Region Athletic Director of the Year.

At Washburn, Ferré has been instrumental in the establishment of a strong Ichabod Club support team and the raising of funds for athletic scholarships.

ships.

While at BHSU, Ferré was also director of the Donald E. Young Sports Fitness Center, a 172,000 square foot, \$10.2 million facility. During his Black Hills tenure, the athletics department nearly tripled its outside revenue, including large increases in ticket sales and scholarship funding. All 10 varsity teams won a conference title in his final three years.

Before joining the staff at Black Hills State, Ferré spent 17 years at the University of North Texas. He was the director of the Coliseum (1987-90) and was the associate and assistant director since 1980. He held the post of event coordinator (1978-80).

Ferré is a 1971 graduate of Texas Christian University, earning a bachelor of arts degree. He earned a master's in journalism from North Texas in 1982.

Ferré has just finished a three-year term as Chair of the NCAA Division II Men's Basketball South Central Regional Chairman.

Ferré and his wife Sarah, have two daughters, Caitlin and Hope.

THE
ICHABOD CLUB
WASHBURN ATHLETICS

The Ichabod Club is a booster club that works to promote Washburn University Athletics and provides financial support to its athletic programs. Membership in the Ichabod Club has played a major role in supporting the annual scholarship drive and making a difference in the lives of Washburn student-athletes for the past 20 years.

Washburn Athletics depends upon the annual contributions to the Ichabod Club Scholarship Fund to continue offering scholarship aid to our student-athletes.

The mission of the Ichabod Club is simply to provide the scholarship assistance to young men and women student-athletes (tuition, fees, books, room and board) unless the contribution is restricted to a specific sport or some other specific purpose. All gifts to the Ichabod Club are tax deductible to the full extent allowable by law.

Opportunities for alumni, friends, parents and boosters to become involved with the Ichabod Club program are available through pregame parties, golf tournaments, the Ichabod Club newsletter, monthly luncheons, the kick-off party and other special events.

For more information, call the Washburn Athletic Department at (785) 670-1135



Washburn wins 4 MIAA titles, 7 NCAA appearances

Football – 9-3 / 7-1 MIAA (1st)

- 2005 MIAA Champions
- Second Round of NCAA National Playoffs
- Ranked No. 13 in final AFCA National Poll
- MIAA First Team all-MIAA: Mike Odupitan, Rudy Sué, Fletcher Terrell (DB/KR), Trey Lewis, Grant Gould
- MIAA Second Team all-MIAA: Trent Hearn, Rawshaw Bland
- MIAA Honorable Mention all-MIAA: Jordan Brill, Jim Holland, Jeff Rickard, Eric Lawrence, Mike Gonzalez, Calvin Stuckey
- MIAA Commissioner's Academic Honor Roll: Jeremy Assal, Adam Azeltine, Ben Boswell, Adam Ewy, Jake Lebahn, Cason Lehman, James Martin, Curtis Massey, Josh Looney, Pat Mack, Dan Schneider, Jeff Scott
- all-Southwest Region CoSIDA First Team: Rudy Sué, Grant Gould, Fletcher Terrell
- all-Southwest Region CoSIDA Second Team: Fletcher Terrell
- CoSIDA/Daktronics First Team All-American: Fletcher Terrell
- Football Gazette First Team All-American: Fletcher Terrell
- D2football.com First Team All-American: Fletcher Terrell
- CoSIDA/Daktronics Second Team All-American: Grant Gould, Rudy Sue
- Football Gazette Second Team All-American: Grant Gould
- D2football.com Honorable Mention All-American: Grant Gould
- MIAA Coach of the Year: Craig Schurig
- AFCA Regional Coach of the Year: Craig Schurig
- Offensive Team MVP: Trent Hearn
- Defensive Team MVP: Grant Gould
- Overall Team MVP: Fletcher Terrell

Volleyball – 35-3 / 15-1 MIAA (1st)

- Ranked No. 10 in final AVCA National Poll
- NCAA Playoffs round of 32
- First Team all-MIAA: Erica Cowhick, Tessa Jones, Monica Miesner
- Second Team all-MIAA: Andi Moran
- Honorable Mention all-MIAA: Mandi Cox
- MIAA Commissioner's Academic Honor Roll: Mandi Cox, Valerie Peterson
- American Volleyball Coaches Association First Team all-Region: Tessa Jones, Monica Miesner, Andi Moran
- American Volleyball Coaches Association Honorable Mention: Mandi Cox
- American Volleyball Coaches Association Second All-American: Monica Miesner
- American Volleyball Coaches Association Third All-American: Tessa Jones
- MIAA Coach of the Year: Chris Herron
- MIAA Presidential Scholar: Bobi Riley
- Team MVP: Monica Miesner

Soccer – 11-5-4 / 7-3-4 MIAA (T2nd)

- First Team all-MIAA: Lora Westling and Jessica Mainz
- Second Team all-MIAA: Jenna Hatlestad, Lauren Schwindt and Jolene Silovsky
- Honorable Mention all-MIAA: Lisa Fahey, Kaydi Hooker, Amanda Geist
- MIAA Commissioner's Academic Honor Roll: Anna Fahey, Amanda Geist, Jenna Hatlestad, Meagan Horvath, McKinley Rainen, Erica Schmidt, Lauren Schwindt, Jolene Silovsky and Lora Westling
- NSCAA all-Central Region Second Team: Lora Westling, Jessica Mainz
- NSCAA all-Central Region Third Team: Lauren Schwindt
- MIAA Coach of the Year: Tim Collins
- all-MIAA Academic Team: Lora Westling, Lisa Fahey, Amanda Geist, Kaydi Hooker
- MIAA Presidential Scholar: Lisa Fahey
- Team MVP: Lora Westling

Men's Basketball – 10-16 / 4-12 MIAA (9th)

- Honorable Mention all-MIAA: Dylan Channel
- MIAA Commissioner's Academic Honor Roll: Andrew Meile, Brady Sisk
- Team MVP: Andrew Meile

Women's Tennis – 19-9 / 2-4 MIAA (T5th)

- Second Team all-MIAA: Jennifer Keiner (singles)
- Honorable Mention all-MIAA: Julie Huyberegts (singles/doubles), Amber Raindel (singles/doubles), Alicia Gardner (singles), Lisa Coleman (singles), Jennifer Keiner (doubles), Lauren Harris (doubles), Audrie Miller (doubles), Alex Rodenbeek (doubles)
- MIAA Commissioner's Academic Honor Roll: Julie Huyberegts, Alicia gardner, Lauren Harris, Jennifer Keiner, Audrie Miller, Alex Rodenbeek

- all-MIAA Academic Team: Lisa Coleman, Lauren Harris, Audrie Miller
- MIAA Presidential Scholar: Audrie Miller
- Team MVP: Julie Huyberegts

Women's Basketball – 31-1 / 16-0 MIAA (1st)

- 2005 MIAA Champions
- NCAA Record 51 straight wins dating back to 2004-05 season
- MIAA Most Valuable Player: Jennifer Harris
- First Team all-MIAA: Jennifer Harris, Brooke Ubelaker
- Second Team all-MIAA: April Roadhouse
- MIAA Defensive Player of the Year: April Roadhouse
- all-MIAA Defensive Team: April Roadhouse and Cindy Keeley
- NCAA South Central Regional Team: Jennifer Harris
- WBCA/Kodak National Player of the Year: Jennifer Harris
- WBCA/Kodak First Team All-American: Jennifer Harris
- WBCA/Kodak First Team all-District: Jennifer Harris
- CoSIDA/Daktronics National Player of the Year: Jennifer Harris
- CoSIDA/Daktronics First Team All-American: Jennifer Harris
- CoSIDA/Daktronics Honorable Mention All-American: Brooke Ubelaker
- Division II Bulletin National Player of the Year: Jennifer Harris
- Division II Bulletin Honorable Mention All-American: Brooke Ubelaker
- Daktronics First Team all-Region: Jennifer Harris, Brooke Ubelaker
- MIAA Commissioner's Academic Honor Roll: Holly Henrichs, Cindy Keeley, Dani McHenry, Megan Sullivan, Brooke Ubelaker
- MIAA Coach of the Year: Ron McHenry
- 20th overall draft pick selected by Chicago Sky in WNBA: Jennifer Harris
- all-MIAA Academic Team: Cindy Keeley
- Team MVP: Jennifer Harris

Baseball – 29-25 / 16-12 MIAA (4th)

- First Team all-MIAA: Mark Stoltz
- Second Team all-MIAA: Sam Sissom
- Honorable Mention all-MIAA: Jeff LaCerte, Jake Lenherr, Jesse Schmidt, Michael Hammersmith, Luke Manners
- MIAA Commissioner's Academic Honor Roll: Tyler Blankenship, Jake Lenherr, Josh Ray, Jesse Schmidt, Brett Unrein
- Team MVP: Jake Lenherr

Softball – 36-21 / 11-5 MIAA (4th)

- First Team all-MIAA: Kala Huske
- Second Team all-MIAA: Kelly Swygert, Ashley Webb
- Honorable Mention all-MIAA: Brooke DeVader, Shannon Gosser
- NFCA Second Team all-Region: Kala Huske, Mandi Daigh
- MIAA Commissioner's Academic Honor Roll: Brooke DeVader, Kala Huske, Mikala Mohler, Erin Pierce, Mandy Tarbutton
- Team MVP: Kelly Swygert

Men's Tennis – 17-6 / 3-1 MIAA (1st)

- Won first MIAA Championship
- MIAA Most Valuable Player: Rutger Vliegenburg
- MIAA Freshman of the Year: Drew Hanson
- First Team all-MIAA: Rutger Vliegenburg (singles/doubles), Drew Hanson (singles), Andrew Plum (doubles), Nathan Martin (doubles), Brad Johnston (doubles), Tyler Kinder (doubles), Blake Edwards (doubles)
- Second Team all-MIAA: Nathan Martin (singles), Tyler Kinder (singles), Brad Johnston (singles)
- Honorable Mention all-MIAA: Andrew Plum (singles)
- MIAA Commissioner's Academic Honor Roll: Tyler Kinder, Rutger Vliegenburg, Nathan Martin
- all-MIAA Academic Team: Nathan Martin
- Team MVP: Rugter Vliegenburg

Golf – 121-34 / 29-6 MIAA (2nd)

- First Team all-MIAA: Matt Ewald, Jeremiah Nelson, Matt Warnock
- MIAA Commissioner's Academic Honor Roll: Matt Bish, Ryan Deutsch, Taylor Dunham, Dan Hersch, Jeremiah Nelson, Jason Robbins, John Robbins, Matt Warnock, Sam Wempe
- PING all-Region Team: Ryan Deutsch, Matt Ewald, Jeremiah Nelson, Taylor Dunham
- CoSIDA Academic Second Team all-Region: Matt Warnock
- all-MIAA Academic Team: Mat Warnock
- Team MVP: Matt Ewald

PLAYERS

COACHES

REVIEW

RECORDS

HISTORY

OPPONENTS

WASHBURN

Washburn Athletic Success

**Cumulative
Athletic
Department Grade
Point Average as
of Spring 2006**

3.01

**2005-06 MIAA
Commissioner's
Academic Honor
Roll Members**

58

**Of 242
Student-Athletes,
number who had
3.0 GPA or higher**

118

**Of 242
Student-Athletes,
number who had
3.5 GPA or higher**

55

**Of 242
Student-Athletes,
number who had
4.0 GPA or higher**

10

**Number of
Student-Athletes
to receive all-
MIAA Athletic
Honors**

75



PLAYERS

COACHES

REVIEW


RECORDS

HISTORY

OPPONENTS

WASHBURN

Washburn Administrative Staff



Kerry Dickerson

Former Ichabod assistant basketball coach Kerry Dickerson is in his fourth season as the Ichabod athletic department's director of development after serving six seasons on the Ichabod coaching staff. A native of Blue Springs, Mo., Dickerson was a two-year starter for the Ichabods at point guard and played on the team from 1988 to 1993. He started 38 of 116 games for Washburn and his team leadership on two MIAA championship and NCAA Division II tournament teams was a mark of success.



Janet Degginger

Janet Degginger is in her 20th year as Washburn's assistant athletics director.

Degginger returned to her alma mater in 1987 as assistant director of athletics. In that capacity, she is responsible for managing and monitoring the eligibility of student athletes as the compliance director. During the 1995-96 academic year, Degginger served as the interim director of athletics. She also currently serves as the university's senior women's administrator.

Degginger has served on several university, conference and national committees. She is currently a member of the NCAA Professional Sports Liaison Committee and has served on a subcommittee of the NCAA Research Committee for developing a financial analysis report. She is a member of Washburn's Faculty Athletics and Financial Aid committees.

Degginger is a 1967 graduate of Washburn and has done postgraduate work at Kansas. She has a son, Preston.



Gene Cassell

Gene Cassell is in his eighth season as Washburn Sports Information Director after starting in December 1998. Cassell is a 1997 graduate from Northwest Missouri State University, where he graduated with a Bachelor of Science in journalism accompanied with a minor in broadcasting.

Besides overseeing the media relations of Washburn's 10 athletic teams, Cassell also runs game administration and is the webmaster of "The Blue Zone" - The Official Site of Washburn Athletics. Cassell is a member of CoSIDA and a member of the Publications Contest Committee.

Cassell has received 41 citations for excellence for office publications, including seven best in the nation, 12 second place finishes and six best covers in the nation.

Cassell and his wife, Regina, live in Topeka with their two sons, Jacob who was born on March 23, 2003, and Jared who was born on May 26, 2005. Regina is the director of student publications and is a professor in the Washburn mass media department.



Summer Harris

Summer Harris is in her second season as the Marketing/Ticket Coordinator for Washburn. She will also focus on increasing interest and attendance on Ichabod and Lady Blues game nights. Prior to joining the athletic department, Broeckelman worked as a sales rep for Alternative Business Systems in Lenexa, Kan.

Broeckelman is a 2004 graduate of Washburn University with a Bachelor's Degree in Mass Media/Public Relations and a minor in Communications. She is engaged to assistant football coach Cooper Harris and will be married Dec. 30, 2006.



Jeremy Wangler

Jeremy Wangler began work at Washburn as the assistant sports information director/assistant marketing director in December 2005. Prior to that he worked one semester as the graduate assistant at the University of Nebraska at Omaha and one year as an intern at Emporia State University.

Wangler got his bachelor's degree in journalism at UNO and spent three years working in the sports information department as the student assistant from 2001-04. While there, three of the media guides he helped produce won best in nation in the CoSIDA publications contest.

At ESU, Wangler took on numerous duties, including media guide production, as he interned as the assistant media relations director during the 2004-05 year.

The Omaha, Neb., native resides in Topeka.



Steve Ice

Steve Ice enters his 25th year as the Head Athletic Trainer at Washburn University.

Ice took over the Ichabods and Lady Blues programs in the fall of 1982 after a three-year assignment as the Associate Athletic Trainer at Lehigh University in Bethlehem, Penn.

During Ice's tenure at Washburn, the athletics training staff has seen the addition of the Petro Allied Health Center as a valuable resource for the prevention and rehabilitation of WU student-athletes.

Ice received his bachelor's degree from St. Mary of the Plains College in Dodge City, Kan., in 1977 and earned his master's from the University of Kansas in 1980. Ice also served as a graduate assistant athletic trainer for the Jayhawks from 1977 to 1979.

In addition to his duties at Washburn, Ice works in conjunction with the Tallgrass Orthopedic Group of Topeka.

Steve and his wife Janis have four children; Brian, Patrick, Jenna and Alyssa.



Ron Wessel

Ron Wessel enters his 27th year at Washburn University as the head equipment manager for the athletics department.

Wessel, a native of Sierra Vista, Ariz., is in charge of maintaining all of the athletic department's equipment needs. He attended Baker University in Baldwin City. Wessel then accepted the equipment manager's position at

Washburn in the spring of 1980.

He is a member of the American Equipment Managers Association and became certified in 1992. Wessel has served as a District Director of the AEMA since 1993. In addition, he serves on the Continuing Education Committee of the AEMA.

Ron lives in Topeka and enjoys sports, traveling, science fiction and physical fitness.



John Burns

John Burns is in his fourth season as a Certified Athletic Trainer after joining Washburn Athletics in August of 2003.

Burns, a native of Salina, Kan., has job responsibilities with both athletics and academics. His primary athletic training responsibilities is with the football team, and academically, he oversees and teaches athletic training students as the Clinical Education Coordinator in the Athletic Training Education Program for the HPEES department.

He is an alumnus of Washburn, receiving his bachelor's degree in 1992. Burns then earned a Master of Science degree in exercise and sports science from the University of Arizona in 1994. Prior to returning to Washburn, he was a staff athletic trainer at Freeman Hospital in Joplin, Mo., and most recently, the Coordinator of Sports Medicine for Integris Baptist Regional Health Center in Miami, Okla., where he also served as a consultant athletic trainer for the Northeastern Oklahoma A&M Junior College Norsemen.

John is married to Linda Oldham Burns, also a Washburn graduate and scholarship coordinator in the financial aid department, and they have a son, Tyler.



Steve Anson
Head Baseball Coach



Ewan Auguste
Assistant Men's
Basketball Coach



Larry Blumberg
Faculty Athletics
Representative



Chris Brown
Assistant Football Coach
Defensive Coordinator



Lisa Carey
Head Softball Coach



Bob Chipman
Head Men's
Basketball Coach



Tim Collins
Head Women's
Soccer Coach



Sandy Foster
Athletics Secretary



Doug Hamilton
Head Golf Coach



Cooper Harris
Assistant Football Coach
Special Teams Coordinator



Jennifer Hastert
Head Men's and Women's
Tennis Coach



Gil Herrera
Petro Facilities
Coordinator



Chris Herron
Head Women's
Volleyball Coach



Trent Jones
Assistant Women's
Volleyball Coach



Ron McHenry
Head Women's
Basketball Coach



Brian Miller
Assistant Football Coach
Offensive Coordinator



Dustin Odum
Assistant Women's
Basketball Coach



Rob Robinson
Assistant Football Coach
Recruiting Coordinator



Craig Schurig
Head Football Coach



David Trupp
Assistant Football Coach
Strength/Conditioning

PLAYERS

COACHES

REVIEW

RECORDS

HISTORY

OPPONENTS

WASHBURN

Coaching and Support Staff



PLAYERS
COACHES
REVIEW
RECORDS
HISTORY
OPPONENTS
WASHBURN

Washburn University

Area Code: 785 -- Main campus switchboard number: 785-670-1010
 General athletics number: 785-670-1134 Athletics fax number: 785-670-1091

University Administration

President	Dr. Jerry Farley	670-1556
Vice President / Administration & Treasurer	Wanda Hill	670-1634
Vice President / Academic Affairs	Dr. Ron Wasserstein	670-1649
Vice President / Student Life	Dr. Denise Ottinger	670-1390
Vice President / Enrollment Management	Al Dickes	670-1812

Washburn Athletics Phone Numbers

Director of Athletics	Loren Ferre'	670-1794
Associate Director of Athletics for Development	Kerry Dickerson	670-1334
Assistant Director of Athletics/SWA	Janet Degginger	670-1790
Sports Information Director	Gene Cassell	670-1791
Marketing/Ticket Director	Summer Harris	670-2637
Assistant Sports Information/Marketing Director	Jeremy Wangler	670-1948
Faculty Athletics Representative	Larry Blumberg	670-1493
Head Athletic Trainer	Steve Ice	670-1753
Head Equipment Manager	Ron Wessel	670-1761 or 670-1338
Athletic Facilities Manager	Gil Herrera	670-1304
Athletics Secretary	Sandy Foster	670-1339
Administrative Assistant for Development	Charie Broughton	670-1466

Washburn Coaching Staff

Football

Head Coach	Craig Schurig	670-1340
Offensive Coordinator	Brian Miller	670-1705
Defensive Coordinator	Chris Brown	670-1795
Defensive Line Coach/Strength and Conditioning	David Trupp	670-1335
Linebackers/Special Teams Coordinator	Cooper Harris	670-1798
Wide Receivers/Recruiting Coordinator	Rob Robinson	670-1947

Volleyball

Head Coach	Chris Herron	670-1946
Assistant Coach	Trent Jones	670-1987

Women's Soccer

Head Coach	Tim Collins	670-1756
------------	-------------	----------

Baseball

Head Coach	Steve Anson	670-1793
------------	-------------	----------

Softball

Head Coach	Lisa Carey	670-1797
------------	------------	----------

Men's Basketball

Head Coach	Bob Chipman	670-1355
Assistant Coach	Ewan Augustine	670-1881

Women's Basketball

Head Coach	Ron McHenry	670-1796
Assistant Coach	Dustin Odum	670-1462
Assistant Coach	Toni Gross	670-1462

Golf

Head Coach	Doug Hamilton	670-1764
------------	---------------	----------

Men's and Women's Tennis

Head Coach	Jennifer Hastert	670-1757
------------	------------------	----------



About the city of Topeka:

Topeka is the capital city of Kansas and supports most of the state agencies.

It is the home of national companies such as Frito-Lay, Goodyear, Payless Shoe Source, American Investors, Hill's Pet Nutrition and Josten's.

Topeka has more than 200 restaurants and 30 attractions, galleries and entertainment venues and more than 3,200 hotel rooms.

Heartland Park, Topeka (left) has been a world-class destination since 1989 and was the first major motorsports facility to be built in North America since 1968.



PLAYERS

COACHES

REVIEW

RECORDS

HISTORY

OPPONENTS

WASHBURN

About Topeka



PLAYERS

COACHES

REVIEW

RECORDS

HISTORY

OPPONENTS

WASHBURN

Washburn Facilities



Yager Stadium

Yager Stadium at Moore Bowl has been the home of Ichabod football since 1928. The facility underwent major improvements before the 2003 season with the \$4.3 million press box addition and concourse. Before the 2006 season, the facility added a Sportex artificial field turf surface and a four-lane running track which all teams may train on. The Lady Blues soccer team moved to the stadium before the 2006 season. The stadium has a capacity of 7,200.

Lee Arena

Lee Arena is the home of the Ichabod and Lady Blues basketball teams as well as the Lady Blues volleyball teams. The arena was refurbished before the 2001 season with suites and office space and before the 2003 season, a video board and statistic boards were added as well. The arena's capacity is 3,904 as well as another 200 from the McPherson Booster Room and 75 from the Amerus Conference Room can view the games. The new addition also houses the SBC Student Technology Center.





Falley Field

Falley Field has been the home of the Ichabod baseball team since the 1990 season. Plans for future upgrades include a new scoreboard, bullpens, hitting cages and infield turf. The press box has space for upto 15 media outlets. Capacity for Falley Field is listed at 800.



Washburn Softball Complex

The Washburn Softball Complex has two fields with the east field having dimensions of 200 to the foul poles and 220 to center field. The field has been upgraded with a new 8-foot tall wooden fence and future plans include more seating, a new infield surface, scoreboard addition and completed dugouts. The press box was added before the 2000 season.

Washburn Tennis Complex

The Washburn tennis complex has played host to many NCAA Regionals including the men's regional in 2006 and both men's and women's regional action in 2004 as well as the fall ITA Midwest Regional Tournament.



Washburn Soccer Complex

The soccer facility is used mainly for practice starting in the 2006 season as the Lady Blues will move to Yager Stadium.



Whiting Fieldhouse

The facility built in 1928 is used for Washburn volleyball and basketball practices. It also holds the indoor batting cages for the baseball and softball teams.

PLAYERS

COACHES

REVIEW

RECORDS

HISTORY

OPPONENTS

WASHBURN

Washburn Facilities



The Washburn Lady Blues have played every season of action at the Washburn Softball Complex. Prior to the 2001 season, the facility underwent its first major upgrade since the first season of 1970.

A new press box was constructed with restrooms, concession stands, training table and storage on the lower level and a working press area on the second level. Before the start of play in the 2002 season, the facility was completed with the addition of a public address system.

The complex houses two fields with 200 foot fences all around the outfield. Each field has two separate microphone systems for announcing.

The past six seasons, the Lady Blues have enjoyed great success playing at home compiling a 106-30 (.779) record. The first game played in the complex with the new press box was a doubleheader sweep over Bethany winning 13-0 and 8-0.

The first run was scored by Stacie Carpenter who scored via the first hit - a home run by Katie Schmidt in the second inning.

Before the start of the 2006 season, the fences were increased from 200 feet all the way around to 200 feet at the foul poles and 220 feet into centerfield along with covered dugouts. Additional changes included adding an eight-foot tall wooden fence and extensive work on the infield. Future plans for the complex include a new scoreboard and lights.



Past seven seasons (1999-2006)

106-30 (.779)

In home games at the Washburn Softball Complex



1999, 2006 NCAA Softball Tournament Appearances



3 Whitney Tapp
5-2 / Fr. / C / R-R
Blue Springs, Mo.



5 Malarie Fellers
5-4 / Jr. / 2B / B-R
Edmond, Okla.



7 Danielle Hodge
5-7 / Fr. / 1B / R-R
Lenexa, Kan.



8 Mandy Tarbutton
5-7 / Jr. / OF / L-R
Maple Hill, Kan.



12 Ashley Webb
5-11 / Sr. / OF / R-R
Prairie Village, Kan.



13 Brooke DeVader
5-8 / Jr. / SS / R-R
Emmett, Kan.



14 Linsey Mansfield
5-5 / Sr. / OF / R-R
Nixa, Mo.



17 Tish Williams
5-6 / Fr.-RS / 3B / R-R
Edmond, Okla.



18 Jessie Batres
5-9 / Fr. / 3B / R-R
Kansas City, Mo.



19 Monica DeLaGarza
5-5 / Fr. / OF / R-R
Freer, Texas



20 Dani White
5-9 / So. / 1B / R-R
Berryton, Kan.



21 Nicole Perkuhn
5-11 / Fr. / P / R-R
Topeka, Kan.



22 Kayla Long
5-7 / Fr. / P / R-R
Princeton, Texas



23 Megan Kimerer
5-2 / Fr. / P / L-L
Kansas City, Mo.



26 Kelly Swygert
5-8 / Jr. / P / R-R
Topeka, Kan.



27 Mandi Daigh
5-6 / Jr. / C / R-R
Overland Park, Kan.



HC Lisa Carey
Head Coach
Fifth Season



AC Joe Dee Tarbutton
Assistant Coach
2nd season

PLAYERS

COACHES

REVIEW

RECORDS

HISTORY

OPPONENTS

WASHBURN

2007 Lady Blues Photo Roster

LADY BLUES

SOFTBALL



February

S	M	T	W	T	F	S
				1	2	3
4	5	6	7	8	9 at SWOSU 1 p.m.-DH	10 vs OPSU 1 p.m.-DH
11 vs ASU 1 p.m.-DH	12	13	14	15	16	17
18	19	20	21	22	23 at WTAMU Tourney	24 at WTAMU Tourney
25	26	27	28			

March

S	M	T	W	T	F	S
				1	2 at UCO Tourney	3 at UCO Tourney
4 at UCO Tourney	5	6 vs PSU 1 p.m.-DH	7 vs Ottawa 1 p.m.-DH	8	9 at St. Edwards Tourney	10 at St. Edwards Tourney
11 at St. Edwards Tourney	12	13	14	15	16	17 at ESU Tourney
18 at ESU Tourney	19	20	21	22	23 at MWSU Tourney	24 at MWSU Tourney
25 at MWSU Tourney	26	27 vs MSSU 1 p.m.-DH	28 vs SBU 1 p.m.-DH	29	30	31 at UNO Tourney

April

S	M	T	W	T	F	S
1 at UNO Tourney	2	3	4	5	6 at TSU 2 p.m.-DH	7 at UCM noon -DH
8	9	10	11 vs ESU 5 p.m.-DH	12	13	14 at NWMSU Tourney
15 at NWMSU Tourney	16	17 at PSU 3 p.m.-DH	18	19 vs NWMSU 3 p.m.-DH	20	21 at FHSU 3 p.m.-DH
22	23	24 vs MWSU 3 p.m.-DH	25	26 vs Park 3 p.m.-DH	27 at UCM Tourney	28 at UCM Tourney
29	30					

May

S	M	T	W	T	F	S
		1	2	3	4 at MIAA Tourney	5 at MIAA Tourney
6	7	8	9	10 at NCAA Regionals	11 at NCAA Regionals	12 at NCAA Regionals
13 at NCAA Regionals	14 at NCAA Regionals	15	16	17 at D2 World Series	18 at D2 World Series	19 at D2 World Series
20 at D2 World Series	21 at D2 World Series	22	23	24	25	26