



2006-07 LADY BLUES BASKETBALL SCHEDULE

| DATE | OPPONENT | TIME |
|---|--|------------------|
| Sun., Nov. 5 | at Kansas (Exhibition) | L 62-68 |
| Tues., Nov. 7 | at Missouri-Kansas City (Exhibition) | W 73-70 |
| Fri., Nov. 10 | vs Ichabod Golf Team (Exhibition) | L 65-79 |
| Emporia State/Candlewood Suites Classic • Emporia, Kan. | | |
| Fri., Nov. 17 | vs Southwestern Oklahoma | W 81-40 |
| Sat., Nov. 18 | vs Cameron | W 96-65 |
| Premier Mortgage/WIBW Radio Holiday Classic • Topeka, Kan. | | |
| Fri., Nov. 24 | CAMERON | W 89-66 |
| Sat., Nov. 25 | LYNN | W 90-40 |
| Mon., Dec. 4 | SOUTHWESTERN COLLEGE | W 69-36 |
| Sat., Dec. 9 | MISSOURI WESTERN* | L 68-76 |
| Tues., Dec. 12 | BENEDICTINE | 7 p.m. |
| Sat., Dec. 16 | LINCOLN | 3 p.m. |
| Hoops and Surf Classic • Honolulu, Hawaii | | |
| Tues., Dec. 19 | vs Northwood (Mich.) | 2 p.m. HST |
| Wed., Dec. 20 | vs Glenville State | noon HST |
| Sat., Dec. 30 | at Central Missouri* | 1:30 p.m. |
| Wed., Jan. 3 | EMPORIA STATE* | 5:30 p.m. |
| Sat., Jan. 6 | NORTHWEST MISSOURI* | 5:30 p.m. |
| Wed., Jan. 10 | FORT HAYS STATE* | 5:30 p.m. |
| Sat., Jan. 13 | at Truman* | 1:30 p.m. |
| Wed., Jan. 17 | SOUTHWEST BAPTIST* | 5:30 p.m. |
| Sat., Jan. 20 | PITTSBURG STATE* | 5:30 p.m. |
| Wed., Jan. 24 | at Missouri Southern* | 5:30 p.m. |
| Sat., Jan. 27 | at Missouri Western* | 5:30 p.m. |
| Thurs., Feb. 1 | MISSOURI SOUTHERN* | 5:30 p.m. |
| Sat., Feb. 3 | at Pittsburg State* | 5:30 p.m. |
| Tues., Feb. 6 | at Southwest Baptist* | 5:45 p.m. |
| Sat., Feb. 10 | TRUMAN* | 1:30 p.m. |
| Wed., Feb. 14 | at Northwest Missouri* | 5:30 p.m. |
| Sat., Feb. 17 | at Emporia State* | 5:30 p.m. |
| Wed., Feb. 21 | at Fort Hays State* | 5:30 p.m. |
| Sat., Feb. 24 | CENTRAL MISSOURI* | 5:30 p.m. |
| Mar. 2, 3, 4 | MIAA Postseason Conference Tournament | TBA |
| Mar. 9, 10, 12 | NCAA South Central Regional Tournament | TBA |
| Mar. 21, 22, 24 | NCAA Elite Eight | TBA |

Home Games, CAPS, BOLD, BLUE - Games played at Lee Arena

* Denotes MIAA Game - Times CST unless listed otherwise

Washburn Sports Information Office

| | |
|-----------------------------|---------------------------|
| Sports Information Director | Gene Cassell |
| WBB Contact | Cassell |
| SID Office Phone | (785) 670-1791 |
| SID Fax | (785) 670-1091 |
| e-mail | gene.cassell@washburn.edu |
| Athletics Web site | www.wusports.com |



Series Record: WU leads 30-7.

Last Meeting: WU 95-52, 12/14/05 in Topeka

Last WU win: same

Last BG win: 72-43 on 12/12/78 in Atchison

Worth noting: The Lady Blues have won 20 straight in the series.

Game 7

Game 6 Matchup: Washburn (5-1) vs Benedictine (8-3)

Date: Tuesday, Dec. 11, 2006

Time: 7 p.m.

Site: Lee Arena (3,904)

Radio: Lady Blues games will be broadcast on AM 580 WIBW Mark Elliott and Bruce Steinbrock.

Online: <http://www.580wibw.com/audio/wibwam.asx>.

Live Stats: <http://www.wusports.com/live/hoops/wbb/xlive.htm>

Video Webstream: not available

Coaches: Washburn head coach Ron McHenry is 164-34 (.832) in his seventh season - McHenry is 6-0 against Benedictine.

Benedictine coach Chad Folsom, is 111-63 in his sixth year at Benedictine. He is 0-5 against Washburn.

Rankings: The Lady Blues are ranked No. 5 WBCA ESPN/USA Today Division II Coaches Poll.

LADY BLUES RETURN TO COURT AFTER SUFFERING 1ST LOSS OF SEASON . . .

The Washburn Lady Blues return to the court Tuesday night to face Benedictine in a non-conference contest after suffering their first loss of the season in a 76-68 setback to Missouri Western. The Lady Blues (5-1) have won 28 straight, non-conference games in Lee Arena. Benedictine enters the game with a 8-3 overall record and a 3-2 mark in the Heart of America Conference. The Lady Ravens have won their last two games and have been idle since a 78-58 win over Culver-Stockton in Atchison.

LADY BLUES ON RADIO . . .

Lady Blues games will be broadcast on AM 580 WIBW with former Washburn quarterback Mark Elliott calling all the action with Bruce Steinbrock providing color commentary. The games will also be streamed live online at <http://www.580wibw.com/audio/wibwam.asx>.

THE COACHES . . .

Washburn head coach Ron McHenry has posted a 164-34 (.832) record overall and 83-24 (.783) record in the MIAA with four consecutive MIAA regular season championships and the 2005 NCAA National Championship. He was named the Lady Blues head coach prior to the 2000-01 season. He is third among active women's NCAA Division II Coaches in winning percentage and has the 10th most wins in MIAA history. McHenry was named the MIAA's Coach of the Year in 2005 and in 2006 and the Division II Bulletin National Coach of the Year in 2005. (complete bio on page 2 of notes.)

Washburn Lady Blues Notes ^ Probable starter • Complete roster on page 5

| # | Name | Pos | HT | Class | PPG | RPG | APG | Notes |
|----|-------------------|-----|------|-------|------|-----|-----|---|
| 3 | ^Cindy Keeley | G | 5-9 | Sr. | 8.5 | 6.2 | 2.0 | Averaging 7.5 rebounds per game in last four |
| 4 | ^Amanda Holmes | F | 6-2 | Jr. | 11.2 | 9.0 | 1.0 | Has had 3 straight double doubles - 12.3 ppg, 11.0 rbg |
| 5 | K.G. Hellen | G | 5-9 | Jr. | 4.6 | 1.6 | 0.6 | Shooting 50 percent from the field (11 of 22) |
| 10 | ^Jessica Aebi | G | 5-7 | Sr. | 9.5 | 1.7 | 4.3 | Career high 38 minutes against Missouri Western |
| 11 | Renata Germano | C | 6-2 | So. | 5.7 | 3.7 | 0.5 | Averaging 6.0 ppg and 5.0 rpg in last two games |
| 13 | Jessica Mainz | G | 5-9 | So. | 4.0 | 1.7 | 1.8 | Has hit 10 of 12 FT's this season |
| 15 | Nikki Holmes | G | 5-10 | Sr. | 4.2 | 2.4 | 0.4 | Had 2 blocks against Southwestern |
| 20 | Holly Henrichs | G | 5-5 | Sr. | 0.6 | 0.0 | 0.2 | Has played in all 5 games averaging 4.7 minutes per outing |
| 21 | Corkey Stiger | G | 5-9 | Jr. | 12.7 | 1.8 | 3.5 | Career high 8 assists against Missouri Western |
| 23 | Stephanie Wittman | G | 5-10 | So. | 0.6 | 0.8 | 0.4 | Hit first FG of the season against Southwestern |
| 24 | Karla Tailele | G | 5-6 | Jr. | 4.0 | 0.0 | 0.5 | Returned from finger injury against Southwestern |
| 25 | ^Megan Sullivan | F | 6-1 | Sr. | 6.3 | 3.8 | 0.8 | Averaging 12 points per game in last three |
| 32 | ^Brooke Ubelaker | F | 5-11 | Sr. | 13.8 | 6.3 | 3.2 | Needs one rebound to reach 600 for her career (10th all-time) |
| 33 | Hope Gregory | G | 5-10 | Fr. | 0.4 | 1.2 | 0.2 | Missed MWSU with injury. |



Ron McHenry, 7th season

Since his appointment as head coach prior to the 2000-01 season, Ron McHenry has quickly returned the Washburn women's basketball program to national prominence.

In seven seasons on the Lady Blues bench, McHenry has won 83 percent of his games going 164-34 overall with four straight MIAA Championships and two straight MIAA Tournaments. During the 2005-06 season,

Washburn continued its NCAA record 51-game winning streak into the regional finals, where Washburn fell in overtime. For his efforts, he named the MIAA Coach of the Year after leading the team to a perfect 16-0 season.

In 2004-05, McHenry was named MIAA Coach of the Year and Molten/Division II Bulletin National Coach of the Year after guiding Washburn to its first-ever NCAA Division II crown in any sport. He also led the Lady Blues to a third straight MIAA regular season title, an MIAA Tournament title and a South Central Regional title with a 35-2 record.

In his seven seasons McHenry has posted a 164-34 (.828) record overall and 83-24 (.783) record in the MIAA. He is third among active women's NCAA Division II Coaches in winning percentage.

The Lady Blues posted a 26-5 record and a second straight MIAA regular season crown in 2003-04. The Lady Blues also earned a berth to the NCAA Division II National Tournament for the third straight year.

In only his third season in 2002-03, McHenry guided the Lady Blues to a regular season MIAA title, a Sonic/MIAA Tournament championship and a berth to the Division II Elite Eight.

The Lady Blues tied for second most wins in team history at 30-4 and went to the Elite Eight for the third time in team history. For his efforts he was named District VI Coach of the Year.

In his second season McHenry engineered one of the best turnarounds in Division II, guiding Washburn to the South Central Regional and finishing with a 23-7 record.

He guided the Lady Blues to back-to-back 20 win seasons after finishing with a 13-14 record in 2000-01, which was also his first season as a head coach at the collegiate level.

McHenry was named the head coach on May 8, 2000.

He became only the fifth coach in the history of the women's basketball program at Washburn and the first new head coach since Patty Dick joined the Lady Blues as the head coach in the 1977-78 season.

Prior to his new appointment, McHenry spent the previous 11 seasons as a member of the men's basketball coaching staff under current coach Bob Chipman. While on the Washburn bench, he was a part of 243 wins. In addition to his basketball duties, McHenry was the men's golf coach for eight seasons.

McHenry has had a diverse coaching career. He began his career as a graduate assistant to Chipman during the 1984-85 season. He then went on to Perry High School in 1986 where he served as assistant boys coach.

McHenry quickly moved up the coaching ranks in 1988 when he assumed an assistant's position with the Topeka Sizzlers of the Continental Basketball Association.

McHenry eventually became the Sizzlers' interim head coach before joining the Washburn staff for the 1989-90 campaign. During his first year on the Washburn staff, McHenry was the department's academic advisor.

McHenry played for Washburn after stints at Coffeyville Community College and the University of Kansas. He started for the Ichabods during the 1983-84 season.

He graduated from Washburn with a bachelor's degree in communications and went on to earn a master's degree in sports administration from Wichita State University in 1987.

McHenry and his wife, Mischa, have three children, Danielle, Samantha and Ronnie.

McHenry Through the Years

| Year | W/L | Postseason |
|------------------|----------------------|--------------------------------|
| 2000-01 | 13-14 | MIAA Tournament |
| 2001-02 | 23-7 | NCAA Tournament 1st Round |
| 2002-03 | 30-4 | NCAA Elite Eight |
| 2003-04 | 26-5 | NCAA Regional Semifinals |
| 2004-05 | 35-2 | NCAA National Champions |
| 2005-06 | 32-1 | NCAA Regional Finals |
| 2006-07 | 5-1 | |
| 7 seasons | 164-34 (.832) | |

Probable Washburn Starters

| Lady Blues (5-1) | HT | YR | Pos | Hometown | PPG | RPG |
|--------------------|------|-----|-----|--------------------|------|---------|
| 3 Cindy Keeley | 5-9 | Sr. | G | Great Bend, Kan. | 8.4 | 6.0 |
| 10 Jessica Aebi | 5-7 | Sr. | G | Enid, Okla. | 10.2 | 5.0 apg |
| 32 Brooke Ubelaker | 5-10 | Sr. | F | Osborne, Kan. | 14.0 | 5.8 |
| 25 Megan Sullivan | 6-1 | Sr. | F | Spring, Hill, Kan. | 7.2 | 3.6 |
| 4 Amanda Holmes | 6-2 | Jr. | F | Topeka, Kan. | 10.2 | 8.8 |

Benedictine head coach Chad Folsom is in his sixth season as Benedictine's head coach. He is 111-63 at the helm of the Raven's program.

LAST TIME OUT FOR THE LADY BLUES. . .

(Dec. 9) TOPEKA, Kan. - The No. 1 Washburn Lady Blues fell for the first time in Lee Arena in 40 regular season games and had their MIAA record 26-game winning streak snapped as No. 24 Missouri Western knocked off the Lady Blues 76-68. Washburn will be back in action on Tuesday at 7 p.m. against Benedictine in Lee Arena.

The lead changed hands 17 times in the game and 10 times in the second half, the Lady Blues (5-1, 0-1 MIAA) rallied from a 13 point deficit in the first half at 31-18 to take a 58-57 lead with 9:05 left in the second half on a jumper by Brooke Ubelaker in the paint. But the Griffons (7-0, 1-0 MIAA) pushed the lead back to four at 66-62 on of Jill Johnson's three 3-pointers on the night. Washburn's Corkey Stiger cut the lead to two on a jumper before Inga Buzoke scored in the paint returning the lead to four at 68-64. Stiger hit another jumper cutting the lead to two, but the Lady Blues would not get any closer as Western hit six straight free throws to end the game pushing the final margin to eight points.

Johnson scored a game-high 27 points hitting 10 of 19 from the field, with 18 coming in the first half.

The Lady Blues were led by Amanda Homes, who recorded her third straight double-double with 16 points and 10 rebounds. Stiger chalked up 14 and Ubelaker scored 13.

Washburn outrebounded the Griffons 42 to 28, but committed a season-high 20 turnovers leading to 16 points for the Griffons.

WASHBURN/BENEDICTINE SERIES NOTES . . .

Tonight's meeting is the 38th in the series. Washburn leads the all-time series 30-7 and have not lost to the Lady Ravens since Dec. 12, 1978 when Benedictine won 72-43 in Atchison. Overall, the Lady Blues have won the last 20 meetings between the two schools by an average score of 73 to 47.

LAST MEETING WITH THE LADY RAVENS . . .

(Dec. 14, 2005) TOPEKA - The No. 1 ranked Washburn Lady Blues shook off a sluggish start rolling to a 95-52 win over Benedictine.

Washburn trailed by three early 3:18 into the game, but quickly pulled away to build a three-point lead over the Lady Ravens, who are the No. 12 ranked team in NAIA Division II play. After Benedictine cut the lead to three at 27-24 with 6:15 to play in the first half, the Lady Blues finished the first stanza on a 21 to 6 run and never looked back.

In the second half, the Lady Blues built its lead to as many as 49 points as they shot a blistering 61 percent from the field in the second half hitting 19 of 31 shots, finishing with a 58 percent clip for the game.

Junior Brooke Ubelaker led the Lady Blues with a career-high 31 points. She hit 6 of 8 shots in the second half scoring 17 in the period. Jennifer Harris recorded her second double double of the season and the fourth of her career with 25 points and a career-best 12 assists. Also in double figures for Washburn was Jessica Aebi who notched new career-highs with 14 points and seven assists.

The Lady Blues recorded 15 blocks in the game with Bojana Samardziska recording a school record nine. The Lady Blues recorded 26 fast break points and 37 points



off of 27 Lady Raven turnovers.

ABOUT BENEDICTINE . . .

The Lady Ravens are 8-3 this season and have won their last two games. Benedictine has not played since a Dec. 4 win over Culver-Stockton 78-58.

LADY BLUES NOTES . . .

- #3 - Cindy Keeley - Averaging 7.5 rebounds per game in last four
- #4 - Amanda Holmes - Has had 3 straight double doubles - 12.3 ppg, 11.0 rbg
- #5 - K.G. Hellen - Shooting 50 percent from the field (11 of 22)
- #10 - Jessica Aebi - Career high 38 minutes against Missouri Western
- #11 - Renata Germano - Averaging 6.0 ppg and 5.0 rpg in last two games
- #13 - Jessica Mainz - Has hit 10 of 12 FT's this season
- #15 - Nikki Holmes - Had 2 blocks against Southwestern
- #20 - Holly Henrichs - Has played in all 5 games averaging 4.7 minutes per out-tng
- #21 - Corkey Stiger - Career high 8 assists against Missouri Western
- #23 - Stephanie Wittman - Hit first FG of the season against Southwestern
- #24 - Karla Tailele - Returned from finger injury against Southwestern
- #25 - Megan Sullivan - Averaging 12 points per game in last three
- #32 - Brooke Ubelaker - Needs one rebound to reach 600 for her career (10th all-time)
- #33 - Hope Gregory - Missed MWSU with injury.

LADY BLUES IN MIAA OPENERS . . .

The Lady Blues fell to 11-6 in MIAA openers since the 1990-91 season. Washburn had their four-game streak in MIAA openers snapped in their loss to Western on Dec. 9. They are 4-3 in MIAA openers with McHenry on the bench.

LADY BLUES TIP-INS . . .

- Senior Brooke Ubelaker has started all 107 games of her Washburn career and she has scored in double figures in 79 games.
- Senior Cindy Keeley has played in 107 games at Washburn career and is 16th on the all-time 3-pointers made chart with 38 for her career.
- The Lady Blues have outscored their opponents this season in fast break points 47-8.
- The Lady Blues bench has outscored their opponents bench this season 194-76.
- The Lady Blues have won 28 straight regular season non-conference games in Lee Arena. The last defeat by a non-conference team in the regular season was to Missouri-St. Louis in a 59-51 setback on Dec. 30, 2000.
- Brooke Ubelaker is seven 3-point attempts from breaking the school record of 397 held by Lora Westling.

WBCA National Coaches Poll

| Weekly Poll No. 3 - Dec. 12, 2006 | School | LW | Record |
|--|--------|------|--------|
| Points | | | |
| 1. Henderson State University (Ark.) - 17 | 2 | 7-0 | 685 |
| 2. Emporia State University (Kan.) - 2 | 3 | 7-1 | 645 |
| 3. Grand Valley State University (Mich.) - 1 | 4 | 8-1 | 611 |
| 4. University of North Dakota - 2 | 5 | 12-1 | 609 |
| 5. Washburn University (Kan.) - 5 | 1 | 4-1 | 592 |
| 6. Glenville State College (W. Va.) | 6 | 6-0 | 563 |
| 7. Southern Connecticut State University | 7 | 8-0 | 543 |
| 8. California State University, Chico | 8 | 4-1 | 481 |
| 9. West Texas A&M University | 9 | 8-1 | 460 |
| 10. Florida Gulf Coast University - 1 | 10 | 12-0 | 449 |
| 11. Delta State University (Miss.) | 11 | 7-1 | 423 |
| 12. Western Washington University | 14 | 6-1 | 324 |
| 13. Northern State University (S.D.) | 18 | 9-1 | 292 |
| 14. Missouri Western State | 24 | 7-0 | 274 |
| 15. Metropolitan State College of Denver (Colo.) | 20 | 7-1 | 273 |
| 16. Northern Kentucky University | 12 | 4-2 | 237 |
| 17. Wingate University (N.C.) | 13 | 7-2 | 236 |
| 18. Stonehill College (Mass.) | 15 | 8-2 | 220 |
| 19. Fort Valley State University (Ga.) | 19 | 5-1 | 215 |
| 20. College Of Saint Rose (N.Y.) | 25 | 8-1 | 155 |
| 21. American International College (Mass.) | 16 | 7-3 | 143 |
| 22. Clayton State University (Ga.) | 21 | 5-1 | 112 |
| 23. Bellarmine University (Ky.) | NR | 6-1 | 107 |
| 24. Seattle Pacific University (Wash.) | 17 | 4-3 | 105 |
| 25. Saint Cloud State University (Minn.) | 23 | 8-3 | 86 |

Others Receiving Votes: University Of California-San Diego - 83; Southern Illinois University Edwardsville - 31; Franklin Pierce College (N.H.) - 25; Holy Family University (Penn.) - 24; University Of South Dakota - 23; Catawba College (N.C.) - 17; Lewis University (Ill.) - 14; Augustana College (S.D.) - 10; Elizabeth City State University (N.C.) - 8; Regis University (Colo.) - 8; Johnson C. Smith University (N.C.) - 7; Central Washington University - 6; Shaw University (N.C.) - 2; Wayne State College (Neb.) - 2.

2005-06 NCAA Regional Poll

Final 2006 NCAA Regional Poll

| | | |
|-------------------------------|-------|-------|
| 1 Washburn | 24-0 | 21-0 |
| 2 West Texas A&M | 24-3 | 21-3 |
| 3 Emporia State | 22-3 | 18-3 |
| 4 Angelo State | 20-7 | 19-7 |
| 5 Central Missouri State | 16-8 | 15-8 |
| 6 Tarleton State | 18-8 | 16-8 |
| 7 Northeastern State | 17-9 | 15-9 |
| 8 Missouri Western State | 13-9 | 10-9 |
| 9 Southwestern Oklahoma State | 16-10 | 14-10 |
| 10 Cameron | 15-12 | 15-12 |

Lady Blues week by week in national poll

| | | | |
|-------------|---|----|----|
| Preseason 6 | 5 | 10 | 15 |
| 1 — 2 | 6 | 11 | 16 |
| 2 — 1 | 7 | 12 | 17 |
| 3 — 5 | 8 | 13 | 18 |
| 4 — | 9 | 14 | 19 |

Series History – Washburn leads 30-7

| | | | | | |
|------------|---------|------------|---------|------------|------------|
| F25 1970 | L 22-42 | F1 1977 | L 53-73 | D3 1983 | W 73-54 |
| J25 1972 A | W 38-35 | J11 1978 | W 50-46 | D12 1984 A | W 67-61 |
| F15 1972 | W 46-36 | F22 1978 | W 66-65 | J13 1986 | W(ot)79-72 |
| J13 1973 | L 26-44 | D12 1978 A | L 43-72 | D13 1986 A | W 95-48 |
| J23 1973 A | W 51-42 | J9 1979 | W 56-47 | D12 1987 | W 75-53 |
| F25 1973 | L 33-37 | D12 1979 | W 81-59 | F6 1989 | W 75-40 |
| J28 1974 | L 28-60 | J22 1980 A | W 68-49 | D29 2001 | W 68-61 |
| F11 1974 A | L 28-51 | D9 1980 A | W 68-46 | D10 2002 | W 65-49 |
| J20 1975 A | W 48-32 | J14 1981 | W 68-49 | D9 2003 | W 92-56 |
| F3 1975 | W 59-42 | D1 1981 | W 56-29 | D14 2004 | W 86-46 |
| D11 1975 | W 61-49 | J19 1982 A | W 57-44 | D14 2005 | W 95-52 |
| F9 1976 A | W 67-50 | D1 1982 A | W 71-49 | | |
| D1 1976 A | W 60-55 | J18 1983 | W 73-51 | | |

Schedule Legend

!NAIA District 10 Playoffs
^NAIA Bi-District Playoffs

*MIAA Postseason Tournament

#NCAA Tournament

##NCAA National Quarters

&NCAA National Semifinals

\$NCAA Championship Game

2006-07 MIAA Standings as of Dec. 11

| | MIAA | | | OVERALL | | |
|-----------|------|---|-------|---------|---|-------|
| | W | L | Pct. | W | L | Pct. |
| MSSU | 1 | 0 | 1.000 | 7 | 0 | 1.000 |
| MWSU (24) | 1 | 0 | 1.000 | 7 | 0 | 1.000 |
| NWMSU | 1 | 0 | 1.000 | 8 | 1 | 0.889 |
| ESU (3) | 1 | 0 | 1.000 | 7 | 1 | 0.875 |
| UCM | 1 | 0 | 1.000 | 5 | 2 | 0.714 |
| FHSU | 0 | 1 | 0.000 | 7 | 1 | 0.875 |
| SBU | 0 | 1 | 0.000 | 6 | 1 | 0.857 |
| WU (1) | 0 | 1 | 0.000 | 5 | 1 | 0.833 |
| TSU | 0 | 1 | 0.000 | 4 | 2 | 0.667 |
| PSU | 0 | 1 | 0.000 | 4 | 3 | 0.571 |

WBCA Division II Coaches Poll ranking in parenthesis

Past Results

Wednesday, December 6

St. Gregory's (Okla.) 37 @ ESU 104 Final

St. Mary's (Texas) 63 @ MWSU 71 Final

Arkansas Tech 80 @ UCM 76 Final

Newman (Kan.) 52 @ FHSU 86 Final

Lincoln (Mo.) 44 @ TSU 60

Saturday, December 9

*TSU 36 @ MSSU 53 Final

*PSU 49 @ UCM 69 Final

*FHSU 58 @ ESU 89 Final

*MWSU 76 @ WU 68 Final, Snaps WU's 26-game MIAA win streak and 40-game regular season home win streak

*NWMSU 93 @ SBU 83 Final/OT

Upcoming Schedule

Monday, December 11

William Woods (Mo.) @ SBU, 6:00 PM

Tuesday, December 12

Benedictine (Kan.) @ WU, 7:00 PM

Evangel (Mo.) @ UCM, 7:00 PM

Friday, December 15

Oklahoma Panhandle State @ FHSU, 6:00 PM

Saturday, December 16

TSU @ Rockhurst (Mo.), 2:00 PM

Lincoln (Mo.) @ WU, 3:00 PM

MWSU @ Park (Mo.), 3:00 PM

PSU @ Drury (Mo.), 4:00 PM

Monday, December 18

ESU vs. Grand Valley (Mich.) State, 4:30 PM, @ Northern Kentucky Travel America Classic

SBU vs. Southern Illinois-Edwardsville, 5:00 PM, @ Barry (Fla.) Cruisin- Classic

Central Methodist (Mo.) @ PSU, 7:00 PM

UCM @ Barry (Fla.), 7:00 PM, in Barry Cruisin- Classic

MWSU @ Hawaii Pacific, 11:30 PM

Tuesday, December 19

ESU vs. Northern Michigan, 4:30 PM, @ Northern Kentucky Travel America Classic

MWSU vs. Brigham Young-Hawaii, 5:00 PM, @ Hoop +n- Surf Classic, Honolulu, Hawaii

UCM vs. Nova Southeastern (Fla.), 5:00 PM, @ Barry (Fla.) Cruisin- Classic

Missouri-Rolla @ TSU, 5:30 PM

SBU @ Barry (Fla.), 7:00 PM, in Barry Cruisin- Classic

WU vs. Northwood (Mich.), 7:00 PM, @ Hoop +n- Surf Classic, Honolulu, Hawaii

MSSU vs. Hawaii Pacific, 11:00 PM, @ Hoop +n- Surf Classic, Honolulu, Hawaii

- The Lady Blues have not shot above 50 percent in a game this season averaging 46.3 percent from the field ... the Lady Blues have not allowed an opponent to shoot above 50 percent in a game in a streak of 44 contests - Angelo State was the last time to hit 50 percent of their shots in the first round of the NCAA Tournament in Springfield when they connected on 26 of 52 shots on March 12, 2005.
- The Lady Blues have not allowed an opponent to score 100 points in 225 straight games. The last foe to reach the century mark was on Jan. 27, 1999 when ESU scored 106 points in a 40-point win.
- The Lady Blues are 122-45 (.735) all-time in the month of December.
- The Lady Blues are 209-78 (.731) all-time in MIAA play.
- In three games against Benedictine, Brooke Ubelaker is averaging 18.7 ppg.
- Jessica Aebi is shooting 13 of 24 (.541) from the field in the last four games.
- Megan Sullivan needs 12 rebounds to reach 400 for her career.
- Under head coach Ron McHenry, the Lady Blues are 17-10 following a loss ... Washburn was 5-7 in McHenry's first season after a loss on the bench, but have gone 6-0 in the last two seasons after suffering a setback and 12-3 in the five seasons.

LADY BLUES IN LEE ARENA ...

In their 23rd season in Lee Arena, the Lady Blues are 278-55 (.836) overall at home. The longest winning streak was 44 games from Dec. 1, 1990 to March 20, 1993.

The Lady Blues were 15-0 in Lee Arena last season, out scoring opponents by a 78.2-49.9 average. The Lady Blues were 13-1 in Lee Arena in 2003-04, 16-1 in 2002-03 and 15-1 in 2001-02.

Washburn is 86-10 (.910) in home games under Ron McHenry.

LADY BLUES HISTORY ...

Washburn is 645-317 (.671 in 962 games) in its 38th season of intercollegiate action. Entering this season, the Lady Blues were 24th in Division II winning percentage and 18th in Division II wins.

LADY BLUES IN THE NATIONAL POLL ...

(Dec. 12, 2006): The Washburn Lady Blues fell from No. 1 to No. 5 in the USA Today/ESPN/WBCA Coaches Poll that was released today. The Lady Blues have been ranked in 64 straight weeks of the national poll dating back to the 2002-03 season. The Lady Blues have been ranked in the top 25 after being ranked in each poll the last four seasons, plus the last 15 of the 2002-03 season entering the poll on Dec. 11, 2002. Washburn spent the entire 2005-06 season as the No. 1 ranked team in the land before falling in the NCAA South Central Regional finals to Emporia State.

UP NEXT ...

The Lady Blues return to non-conference play with Lincoln on Dec. 16 in Topeka starting at 3 p.m. The Lady Blues will then battle Northwood (Mich.) on Dec. 19 and No. 6 Glenville State on Dec. 20, both in Hawaii. The Lady Blues will return to MIAA play when they travel to Central Missouri on Dec. 30 and return home to play host to No. 3 ranked Emporia State on Jan. 3.

Numerical

| | | | | | |
|----|-------------------|---|------|-----|---|
| 3 | Cindy Keeley | G | 5-9 | Sr. | Great Bend, Kan./Great Bend High School |
| 4 | Amanda Holmes | F | 6-2 | Jr. | Topeka, Kan./Texas Christian |
| 5 | KG Hellen | G | 5-9 | Jr. | Detroit, Mich./Barton County Community College |
| 10 | Jessica Aebi | G | 5-7 | Sr. | Enid, Okla./Northeastern Oklahoma A&M |
| 11 | Renata Germano | C | 6-2 | So. | Rio de Janero, Brazil/Southeastern Illinois College |
| 13 | Jessica Mainz | G | 5-9 | So. | Topeka, Kan./Shawnee Heights High School |
| 15 | Nikki Holmes | G | 5-10 | Sr. | Arlington, Texas/Tyler Junior College |
| 20 | Holly Henrichs | G | 5-5 | Sr. | Dodge City, Kan./Dodge City High School |
| 21 | Sequorhea Stiger | G | 5-9 | Jr. | Hopkinsville, Ky./Trinity Valley Community College |
| 23 | Stephanie Wittman | G | 5-10 | So. | Salina, Kan./Sacred Heart High School |
| 24 | Karla Tailele | G | 5-6 | Jr. | Laie, Hawaii/Hutchinson Community College |
| 25 | Megan Sullivan | F | 6-1 | Sr. | Spring Hill, Kan./Spring Hill High School |
| 32 | Brooke Ubelaker | F | 5-11 | Sr. | Osborne, Kan./Osborne High School |
| 33 | Hope Gregory | G | 5-10 | Fr. | Cheney, Kan./Cheney High School |

Alphabetical

| | | | | | |
|----|-------------------|---|------|-----|---|
| 10 | Jessica Aebi | G | 5-7 | Sr. | Enid, Okla./Northeastern Oklahoma A&M |
| 11 | Renata Germano | C | 6-2 | So. | Rio de Janero, Brazil/Southeastern Illinois College |
| 33 | Hope Gregory | G | 5-10 | Fr. | Cheney, Kan./Cheney High School |
| 5 | KG Hellen | G | 5-9 | Jr. | Detroit, Mich./Barton County Community College |
| 20 | Holly Henrichs | G | 5-5 | Sr. | Dodge City, Kan./Dodge City High School |
| 4 | Amanda Holmes | F | 6-2 | Jr. | Topeka, Kan./Texas Christian |
| 15 | Nikki Holmes | G | 5-10 | Sr. | Arlington, Texas/Tyler Junior College |
| 3 | Cindy Keeley | G | 5-9 | Sr. | Great Bend, Kan./Great Bend High School |
| 13 | Jessica Mainz | G | 5-9 | So. | Topeka, Kan./Shawnee Heights High School |
| 21 | Sequorhea Stiger | G | 5-9 | Jr. | Hopkinsville, Ky./Trinity Valley Community College |
| 25 | Megan Sullivan | F | 6-1 | Sr. | Spring Hill, Kan./Spring Hill High School |
| 24 | Karla Tailele | G | 5-6 | Jr. | Laie, Hawaii/Hutchinson Community College |
| 32 | Brooke Ubelaker | F | 5-11 | Sr. | Osborne, Kan./Osborne High School |
| 23 | Stephanie Wittman | G | 5-10 | So. | Salina, Kan./Sacred Heart High School |

Head Coach: Ron McHenry (Washburn '84)

Washburn/career coaching record: 164-34 (.832)

Assistant Coaches: Dustin Odum and Toni Gross

Student Assistant Coaches: Carla Sintra, Lora Westling

Pronunciation Guide

| | | |
|----|------------------|------------------------|
| 10 | Jessica Aebi | AB-ee |
| 11 | Renata Germano | Rah-NAH-ta GER-mah-no |
| 13 | Jessica Mainz | Maines |
| 14 | Karla Tailele | Tah-LAY-lay |
| 21 | Sequorhea Stiger | SAH-core-ee-ah STY-ger |
| 32 | Brooke Ubelaker | YOU-bah-laker |

By Class

| | |
|--------------------|-----------------------|
| Seniors (6) | Sophomores (3) |
| Jessica Aebi | Jessica Mainz |
| Holly Henrichs | Stephanie Wittman |
| Nikki Holmes | Renata Germano |
| Cindy Keeley | Freshman (1) |
| Megan Sullivan | Hope Gregory |
| Brooke Ubelaker | |
| Juniors (4) | |
| KG Hellen | |
| Amanda Holmes | |
| Sequorhea Stiger | |
| Karla Tailele | |

Geographical Breakdown**United States**

| | |
|------------------------------|---------------------------------|
| Kansas (8) | Hawaii (1) |
| Holly Henrichs (Dodge City) | Karla Tailele (Laie) |
| Amanda Holmes (Topeka) | Kentucky (1) |
| Cindy Keeley (Great Bend) | Sequorhea Stiger (Hopkinsville) |
| Jessica Mainz (Topeka) | Oklahoma (1) |
| Megan Sullivan (Spring Hill) | Jessica Aebi (Enid) |
| Brooke Ubelaker (Osborne) | Texas (1) |
| Stephanie Wittman (Salina) | Nikki Holmes (Arlington) |
| Hope Gregory (Cheney) | |
| Michigan (1) | |
| KG Hellen (Detroit) | |

South America

| |
|--------------------------------|
| Brazil (1) |
| Renata Germano (Rio de Janero) |

2006-07 Season Statistics (5-1, 0-1 MIAA, 3-1 Home, 0-0 Away, 2-0 Neutral)

| No. | Name | GP | GS | Min | Avg | FG | FGA | Pct. | 3FG | 3FGA | Pct. | FT | FTA | Pct. | Off. | Def. | Tot. | Avg. | PF | FO | A | TO | Blk. | Std. | Pts. | Avg. |
|----------------|-------------------|----|----|-----|------|-----|-----|-------|-----|------|-------|----|-----|-------|------|------|------|------|----|----|-----|-----|------|------|------|------|
| 32 | Ubelaker,Brooke | 6 | 6 | 173 | 28.8 | 25 | 54 | .463 | 15 | 32 | .469 | 18 | 20 | .900 | 8 | 30 | 38 | 6.3 | 6 | 0 | 19 | 6 | 1 | 5 | 83 | 13.8 |
| 21 | Stiger,Corkey | 6 | 0 | 129 | 21.5 | 27 | 66 | .409 | 11 | 32 | .344 | 11 | 15 | .733 | 4 | 7 | 11 | 1.8 | 10 | 0 | 21 | 12 | 0 | 10 | 76 | 12.7 |
| 04 | Holmes,Amanda | 6 | 6 | 134 | 22.3 | 26 | 52 | .500 | 4 | 6 | .667 | 11 | 16 | .688 | 16 | 38 | 54 | 9.0 | 16 | 0 | 6 | 19 | 7 | 9 | 67 | 11.2 |
| 10 | Aebi,Jessica | 6 | 6 | 167 | 27.8 | 21 | 38 | .553 | 7 | 13 | .538 | 8 | 11 | .727 | 0 | 10 | 10 | 1.7 | 10 | 0 | 26 | 12 | 3 | 10 | 57 | 9.5 |
| 03 | Keeley,Cindy | 6 | 6 | 159 | 26.5 | 18 | 39 | .462 | 8 | 22 | .364 | 7 | 7 | 1.000 | 15 | 22 | 37 | 6.2 | 10 | 0 | 12 | 5 | 1 | 5 | 51 | 8.5 |
| 25 | Sullivan,Megan | 6 | 6 | 108 | 18.0 | 18 | 43 | .419 | 0 | 0 | .000 | 2 | 4 | .500 | 10 | 13 | 23 | 3.8 | 9 | 0 | 5 | 8 | 1 | 11 | 38 | 6.3 |
| 11 | Germano,Renata | 6 | 0 | 70 | 11.7 | 11 | 30 | .367 | 0 | 0 | .000 | 12 | 20 | .600 | 8 | 14 | 22 | 3.7 | 13 | 1 | 3 | 3 | 2 | 1 | 34 | 5.7 |
| 05 | Hellen,K.G. | 5 | 0 | 52 | 10.4 | 11 | 22 | .500 | 0 | 3 | .000 | 1 | 2 | .500 | 3 | 5 | 8 | 1.6 | 7 | 0 | 3 | 3 | 1 | 7 | 23 | 4.6 |
| 15 | Holmes,Nikki | 5 | 0 | 44 | 8.8 | 8 | 21 | .381 | 3 | 11 | .273 | 2 | 5 | .400 | 5 | 7 | 12 | 2.4 | 5 | 0 | 2 | 7 | 2 | 2 | 21 | 4.2 |
| 24 | Tailele,Karla | 2 | 0 | 10 | 5.0 | 3 | 3 | 1.000 | 1 | 1 | 1.000 | 1 | 1 | 1.000 | 0 | 0 | 0 | 0.0 | 2 | 0 | 1 | 0 | 0 | 1 | 8 | 4.0 |
| 13 | Mainz,Jessica | 6 | 0 | 91 | 15.2 | 7 | 12 | .583 | 0 | 0 | .000 | 10 | 12 | .833 | 1 | 9 | 10 | 1.7 | 7 | 0 | 11 | 2 | 0 | 5 | 24 | 4.0 |
| 20 | Wittman,Stephanie | 5 | 0 | 22 | 4.4 | 1 | 7 | .143 | 0 | 3 | .000 | 1 | 2 | .500 | 2 | 2 | 4 | 0.8 | 0 | 0 | 2 | 1 | 2 | 1 | 3 | 0.6 |
| 23 | Henrichs,Holly | 5 | 0 | 23 | 4.6 | 1 | 1 | 1.000 | 1 | 1 | 1.000 | 0 | 0 | .000 | 0 | 0 | 0 | 0.0 | 3 | 0 | 1 | 2 | 0 | 0 | 3 | 0.6 |
| 33 | Gregory,Hope | 5 | 0 | 18 | 3.6 | 0 | 1 | .000 | 0 | 0 | .000 | 2 | 2 | 1.000 | 2 | 4 | 6 | 1.2 | 1 | 0 | 1 | 1 | 0 | 0 | 2 | 0.4 |
| TM TEAM..... | | | | | | | | | | | | | | | | | | 5 | 10 | 15 | 2.5 | 0 | 0 | | | |
| Total..... | | 6 | | | | 177 | 389 | .455 | 50 | 124 | .403 | 86 | 117 | .735 | 79 | 171 | 250 | 41.7 | 99 | 1 | 113 | 81 | 20 | 67 | 490 | 81.7 |
| Opponents..... | | 6 | | | | 117 | 337 | .347 | 23 | 81 | .284 | 66 | 96 | .688 | 62 | 141 | 203 | 33.8 | 99 | 0 | 66 | 119 | 13 | 38 | 323 | 53.8 |

2006-07 MIAA Game Statistics (0-1 overall - 0-1 Home, 0-0 Away)

| No. | Name | GP | GS | Min | Avg | FG | FGA | Pct. | 3FG | 3FGA | Pct. | FT | FTA | Pct. | Off. | Def. | Tot. | Avg. | PF | FO | A | TO | Blk. | Std. | Pts. | Avg. |
|----------------|-----------------|----|----|-----|------|----|-----|-------|-----|------|------|----|-----|-------|------|------|------|------|----|----|-----|----|------|------|------|------|
| 04 | Holmes,Amanda | 1 | 1 | 31 | 31.0 | 6 | 13 | .462 | 0 | 0 | .000 | 4 | 5 | .800 | 4 | 6 | 10 | 10.0 | 3 | 0 | 0 | 6 | 2 | 1 | 16 | 16.0 |
| 21 | Stiger,Corkey | 1 | 0 | 21 | 21.0 | 6 | 16 | .375 | 2 | 6 | .333 | 0 | 2 | .000 | 1 | 2 | 3 | 3.0 | 0 | 0 | 8 | 6 | 0 | 4 | 14 | 14.0 |
| 32 | Ubelaker,Brooke | 1 | 1 | 36 | 36.0 | 3 | 11 | .273 | 0 | 3 | .000 | 7 | 7 | 1.000 | 2 | 7 | 9 | 9.0 | 1 | 0 | 1 | 1 | 0 | 1 | 13 | 13.0 |
| 03 | Keeley,Cindy | 1 | 1 | 34 | 34.0 | 4 | 6 | .667 | 1 | 2 | .500 | 0 | 0 | .000 | 2 | 5 | 7 | 7.0 | 3 | 0 | 0 | 3 | 0 | 0 | 9 | 9.0 |
| 10 | Aebi,Jessica | 1 | 1 | 38 | 38.0 | 2 | 5 | .400 | 0 | 1 | .000 | 2 | 2 | 1.000 | 0 | 3 | 3 | 3.0 | 3 | 0 | 1 | 3 | 0 | 1 | 6 | 6.0 |
| 13 | Mainz,Jessica | 1 | 0 | 19 | 19.0 | 1 | 3 | .333 | 0 | 0 | .000 | 2 | 2 | 1.000 | 1 | 0 | 1 | 1.0 | 0 | 0 | 0 | 0 | 0 | 1 | 4 | 4.0 |
| 25 | Sullivan,Megan | 1 | 1 | 17 | 17.0 | 1 | 5 | .200 | 0 | 0 | .000 | 0 | 2 | .000 | 2 | 3 | 5 | 5.0 | 3 | 0 | 1 | 0 | 1 | 1 | 2 | 2.0 |
| 11 | Germano,Renata | 1 | 0 | 2 | 2.0 | 1 | 1 | 1.000 | 0 | 0 | .000 | 0 | 0 | .000 | 1 | 0 | 1 | 1.0 | 0 | 0 | 0 | 0 | 1 | 0 | 2 | 2.0 |
| 15 | Holmes,Nikki | 1 | 0 | 2 | 2.0 | 1 | 1 | 1.000 | 0 | 0 | .000 | 0 | 0 | .000 | 0 | 0 | 0 | 0.0 | 1 | 0 | 0 | 1 | 0 | 0 | 2 | 2.0 |
| TM TEAM..... | | | | | | | | | | | | | | | | | | 3 | 0 | 3 | 3.0 | 0 | 0 | | | |
| Total..... | | 1 | | | | 25 | 61 | .410 | 3 | 12 | .250 | 15 | 20 | .750 | 16 | 26 | 42 | 42.0 | 14 | 0 | 11 | 20 | 4 | 9 | 68 | 68.0 |
| Opponents..... | | 1 | | | | 26 | 56 | .464 | 8 | 17 | .471 | 16 | 20 | .800 | 5 | 23 | 28 | 28.0 | 15 | 0 | 14 | 14 | 4 | 8 | 76 | 76.0 |

2006-07 Home Game Statistics (3-1 overall, 0-1 MIAA)

| No. | Name | GP | GS | Min | Avg | FG | FGA | Pct. | 3FG | 3FGA | Pct. | FT | FTA | Pct. | Off. | Def. | Tot. | Avg. | PF | FO | A | TO | Blk. | Std. | Pts. | Avg. |
|----------------|-------------------|----|----|-----|------|-----|-----|------|-----|------|-------|----|-----|-------|------|------|------|------|----|----|-----|----|------|------|------|------|
| 32 | Ubelaker,Brooke | 4 | 4 | 118 | 29.5 | 17 | 39 | .436 | 9 | 20 | .450 | 15 | 17 | .882 | 7 | 21 | 28 | 7.0 | 2 | 0 | 9 | 5 | 1 | 3 | 58 | 14.5 |
| 21 | Stiger,Corkey | 4 | 0 | 80 | 20.0 | 18 | 45 | .400 | 7 | 20 | .350 | 3 | 6 | .500 | 2 | 5 | 7 | 1.8 | 5 | 0 | 16 | 9 | 0 | 9 | 46 | 11.5 |
| 04 | Holmes,Amanda | 4 | 4 | 89 | 22.3 | 16 | 30 | .533 | 2 | 2 | 1.000 | 10 | 14 | .714 | 11 | 27 | 38 | 9.5 | 12 | 0 | 3 | 13 | 7 | 7 | 44 | 11.0 |
| 10 | Aebi,Jessica | 4 | 4 | 118 | 29.5 | 13 | 24 | .542 | 2 | 5 | .400 | 7 | 9 | .778 | 0 | 7 | 7 | 1.8 | 7 | 0 | 16 | 10 | 2 | 3 | 35 | 8.8 |
| 03 | Keeley,Cindy | 4 | 4 | 110 | 27.5 | 12 | 26 | .462 | 5 | 15 | .333 | 4 | 4 | 1.000 | 11 | 19 | 30 | 7.5 | 8 | 0 | 5 | 5 | 1 | 3 | 33 | 8.3 |
| 25 | Sullivan,Megan | 4 | 4 | 78 | 19.5 | 13 | 31 | .419 | 0 | 0 | .000 | 2 | 4 | .500 | 7 | 11 | 18 | 4.5 | 4 | 0 | 4 | 5 | 1 | 8 | 28 | 7.0 |
| 13 | Mainz,Jessica | 4 | 0 | 62 | 15.5 | 6 | 10 | .600 | 0 | 0 | .000 | 9 | 10 | .900 | 1 | 7 | 8 | 2.0 | 3 | 0 | 5 | 1 | 0 | 3 | 21 | 5.3 |
| 11 | Germano,Renata | 4 | 0 | 47 | 11.8 | 7 | 22 | .318 | 0 | 0 | .000 | 7 | 13 | .538 | 6 | 9 | 15 | 3.8 | 10 | 1 | 2 | 1 | 2 | 1 | 21 | 5.3 |
| 05 | Hellen,K.G. | 3 | 0 | 30 | 10.0 | 7 | 13 | .538 | 0 | 1 | .000 | 1 | 2 | .500 | 3 | 4 | 7 | 2.3 | 5 | 0 | 1 | 2 | 0 | 5 | 15 | 5.0 |
| 15 | Holmes,Nikki | 3 | 0 | 26 | 8.7 | 4 | 12 | .333 | 1 | 6 | .167 | 1 | 2 | .500 | 3 | 4 | 7 | 2.3 | 4 | 0 | 1 | 7 | 2 | 2 | 10 | 3.3 |
| 23 | Wittman,Stephanie | 3 | 0 | 14 | 4.7 | 1 | 4 | .250 | 0 | 1 | .000 | 1 | 2 | .500 | 0 | 2 | 2 | 0.7 | 0 | 0 | 2 | 1 | 1 | 1 | 3 | 1.0 |
| 33 | Gregory,Hope | 3 | 0 | 13 | 4.3 | 0 | 0 | .000 | 0 | 0 | .000 | 2 | 2 | 1.000 | 1 | 4 | 5 | 1.7 | 1 | 0 | 1 | 0 | 0 | 0 | 2 | 0.7 |
| 24 | Tailele,Karla | 1 | 0 | 2 | 2.0 | 0 | 0 | .000 | 0 | 0 | .000 | 0 | 0 | .000 | 0 | 0 | 0 | 0.0 | 2 | 0 | 0 | 0 | 0 | 0 | 0 | 0.0 |
| 20 | Henrichs,Holly | 3 | 0 | 13 | 4.3 | 0 | 0 | .000 | 0 | 0 | .000 | 0 | 0 | .000 | 0 | 0 | 0 | 0.0 | 1 | 0 | 0 | 1 | 0 | 0 | 0 | 0.0 |
| TM TEAM..... | | | | | | | | | | | | | | | | | | 3 | 4 | 7 | 1.8 | 0 | 0 | | | |
| Total..... | | 4 | | | | 114 | 256 | .445 | 26 | 70 | .371 | 62 | 85 | .729 | 55 | 124 | 179 | 44.8 | 64 | 1 | 65 | 60 | 17 | 45 | 316 | 79.0 |
| Opponents..... | | 4 | | | | 78 | 233 | .335 | 19 | 67 | .284 | 43 | 62 | .694 | 40 | 93 | 133 | 33.2 | 68 | 0 | 36 | 73 | 10 | 26 | 218 | 54.5 |

2006-07 Away and Neutral Site Statistics (2-0, 0-0 MIAA, 0-0 Home, 0-0 Away, 2-0 Neutral)

| No. | Name | GP | GS | Min | Avg | FG | FGA | Pct. | 3FG | 3FGA | Pct. | FT | FTA | Pct. | Off. | Def. | Tot. | Avg. | PF | FO | A | TO | Blk. | Sd. | Pts. | Avg. | | | |
|----------------|-----------------|----|----|-----|------|----|-----|-------|-----|------|-------|----|-----|-------|------|------|------|------|----|----|----|----|------|-----|------|------|--|--|--|
| 21 | Stiger,Corkey | 2 | 0 | 49 | 24.5 | 9 | 21 | .429 | 4 | 12 | .333 | 8 | 9 | .889 | 2 | 2 | 4 | 2.0 | 5 | 0 | 5 | 3 | 0 | 1 | 30 | 15.0 | | | |
| 32 | Ubelaker,Brooke | 2 | 2 | 55 | 27.5 | 8 | 15 | .533 | 6 | 12 | .500 | 3 | 3 | 1.000 | 1 | 9 | 10 | 5.0 | 4 | 0 | 10 | 1 | 0 | 2 | 25 | 12.5 | | | |
| 04 | Holmes,Amanda | 2 | 2 | 45 | 22.5 | 10 | 22 | .455 | 2 | 4 | .500 | 1 | 2 | .500 | 5 | 11 | 16 | 8.0 | 4 | 0 | 3 | 6 | 0 | 2 | 23 | 11.5 | | | |
| 10 | Aebi,Jessica | 2 | 2 | 49 | 24.5 | 8 | 14 | .571 | 5 | 8 | .625 | 1 | 2 | .500 | 0 | 3 | 3 | 1.5 | 3 | 0 | 10 | 2 | 1 | 7 | 22 | 11.0 | | | |
| 03 | Keeley,Cindy | 2 | 2 | 49 | 24.5 | 6 | 13 | .462 | 3 | 7 | .429 | 3 | 3 | 1.000 | 4 | 3 | 7 | 3.5 | 2 | 0 | 7 | 0 | 0 | 2 | 18 | 9.0 | | | |
| 24 | Tailele,Karla | 1 | 0 | 8 | 8.0 | 3 | 3 | 1.000 | 1 | 1 | 1.000 | 1 | 1 | 1.000 | 0 | 0 | 0 | 0.0 | 0 | 0 | 1 | 0 | 0 | 1 | 8 | 8.0 | | | |
| 11 | Germano,Renata | 2 | 0 | 23 | 11.5 | 4 | 8 | .500 | 0 | 0 | .000 | 5 | 7 | .714 | 2 | 5 | 7 | 3.5 | 3 | 0 | 1 | 2 | 0 | 0 | 13 | 6.5 | | | |
| 15 | Holmes,Nikki | 2 | 0 | 18 | 9.0 | 4 | 9 | .444 | 2 | 5 | .400 | 1 | 3 | .333 | 2 | 3 | 5 | 2.5 | 1 | 0 | 1 | 0 | 0 | 0 | 11 | 5.5 | | | |
| 25 | Sullivan,Megan | 2 | 2 | 30 | 15.0 | 5 | 12 | .417 | 0 | 0 | .000 | 0 | 0 | .000 | 3 | 2 | 5 | 2.5 | 5 | 0 | 1 | 3 | 0 | 3 | 10 | 5.0 | | | |
| 05 | Hellen,K.G. | 2 | 0 | 22 | 11.0 | 4 | 9 | .444 | 0 | 2 | .000 | 0 | 0 | .000 | 0 | 1 | 1 | 0.5 | 2 | 0 | 2 | 1 | 1 | 2 | 8 | 4.0 | | | |
| 13 | Mainz,Jessica | 2 | 0 | 29 | 14.5 | 1 | 2 | .500 | 0 | 0 | .000 | 1 | 2 | .500 | 0 | 2 | 2 | 1.0 | 4 | 0 | 6 | 1 | 0 | 2 | 3 | 1.5 | | | |
| 20 | Henrichs,Holly | 2 | 0 | 10 | 5.0 | 1 | 1 | 1.000 | 1 | 1 | 1.000 | 0 | 0 | .000 | 0 | 0 | 0 | 0.0 | 2 | 0 | 1 | 1 | 0 | 0 | 3 | 1.5 | | | |
| 33 | Gregory,Hope | 2 | 0 | 5 | 2.5 | 0 | 1 | .000 | 0 | 0 | .000 | 0 | 0 | .000 | 1 | 0 | 1 | 0.5 | 0 | 0 | 0 | 1 | 0 | 0 | 0 | 0.0 | | | |
| 23 | Wittman,Steph. | 2 | 0 | 8 | 4.0 | 0 | 3 | .000 | 0 | 2 | .000 | 0 | 0 | .000 | 2 | 0 | 2 | 1.0 | 0 | 0 | 0 | 0 | 1 | 0 | 0 | 0.0 | | | |
| TMTEAM..... | | | | | | | | | | | | | | | 2 | 6 | 8 | 4.0 | 0 | | | | | | | | | | |
| Total..... | | 2 | | | | 63 | 133 | .474 | 24 | 54 | .444 | 24 | 32 | .750 | 24 | 47 | 71 | 35.5 | 35 | 0 | 48 | 21 | 3 | 22 | 174 | 87.0 | | | |
| Opponents..... | | 2 | | | | 39 | 104 | .375 | 4 | 14 | .286 | 23 | 34 | .676 | 22 | 48 | 70 | 35.0 | 31 | 0 | 30 | 46 | 3 | 12 | 105 | 52.5 | | | |

2006-07 Season Statistics (5-1, 0-1 MIAA, 3-1 Home, 0-0 Away, 2-0 Neutral)

| Date | Opponent | W/L | Score | Att. | High Points | High Rebounds |
|----------|----------------------------|-----|-------|------|---------------------|-------------------|
| 11/17/06 | ! vs Southwestern Oklahoma | W | 81-40 | 751 | (15)Keeley,Cindy | (6)Holmes,Amanda |
| 11/18/06 | ! vs Cameron | W | 93-65 | 823 | (17)Stiger,Corkey | (10)Holmes,Amanda |
| 11/24/06 | @ CAMERON | W | 89-66 | 2035 | (18)Ubelaker,Brooke | (13)Keeley,Cindy |
| 11/25/06 | @ LYNN | W | 90-40 | 2375 | (17)Ubelaker,Brooke | (11)Holmes,Amanda |
| 12/04/06 | SOUTHWESTERN (KAN.) | W | 69-36 | 1950 | (14)Sullivan,Megan | (12)Holmes,Amanda |
| 12/09/06 | * MISSOURI WESTERN | L | 68-76 | 3050 | (16)Holmes,Amanda | (10)Holmes,Amanda |

! = Candlewood Suites/ESU Classic - Emporia, Kan.

@ = Premier Mortgage/AM 580 WIBW Radio Holiday Classic - Topeka, Kan.

* = MIAA game

2006-07 Game by Game Statistics (5-1, 0-1 MIAA, 3-1 Home, 0-0 Away, 2-0 Neutral)

| | Score | W/L | FG | FGA | Pct | 3FG | FGA | Pct | FT | FTA | Pct | Off | Def | Tot | Avg | PF | A | TO | Blk | Stl | Pts | Avg |
|----------------------------|------------|-----|------------|------------|-------------|-----------|------------|-------------|-----------|------------|-------------|-----------|------------|------------|-------------|-----------|------------|------------|-----------|-----------|------------|-------------|
| vs Southwestern Oklahoma | 40 | | 17 | 41 | .415 | 1 | 3 | .333 | 5 | 14 | .357 | 9 | 25 | 34 | 34.0 | 9 | 15 | 28 | 3 | 5 | 40 | 40.0 |
| No. 6 Washburn | 81 | W | 30 | 66 | .455 | 13 | 29 | .448 | 8 | 10 | .800 | 11 | 19 | 30 | 30.0 | 16 | 24 | 8 | 1 | 16 | 81 | 81.0 |
| vs Cameron | 65 | | 22 | 63 | .349 | 3 | 11 | .273 | 18 | 20 | .900 | 13 | 23 | 36 | 35.0 | 22 | 15 | 18 | 0 | 7 | 65 | 52.5 |
| No. 6 Washburn | 93 | W | 33 | 67 | .493 | 11 | 25 | .440 | 16 | 22 | .727 | 13 | 28 | 41 | 35.5 | 19 | 24 | 13 | 2 | 6 | 93 | 87.0 |
| vs Cameron | 66 | | 23 | 61 | .377 | 6 | 18 | .333 | 14 | 18 | .778 | 12 | 23 | 35 | 35.0 | 19 | 9 | 21 | 1 | 8 | 66 | 57.0 |
| No. 5 Washburn | 89 | W | 32 | 67 | .478 | 8 | 25 | .320 | 17 | 24 | .708 | 14 | 28 | 42 | 37.7 | 21 | 20 | 17 | 1 | 10 | 89 | 87.7 |
| vs Lynn | 40 | | 15 | 64 | .234 | 1 | 17 | .059 | 9 | 18 | .500 | 16 | 21 | 37 | 35.5 | 20 | 8 | 19 | 2 | 7 | 40 | 52.8 |
| No. 5 Washburn | 90 | W | 30 | 61 | .492 | 7 | 14 | .500 | 23 | 28 | .821 | 10 | 38 | 48 | 40.2 | 17 | 19 | 13 | 2 | 13 | 90 | 88.2 |
| vs Southwestern | 36 | | 14 | 52 | .269 | 4 | 15 | .267 | 4 | 6 | .667 | 7 | 26 | 33 | 35.0 | 14 | 5 | 19 | 3 | 3 | 36 | 49.4 |
| No. 2 Washburn | 69 | W | 27 | 67 | .403 | 8 | 19 | .421 | 7 | 13 | .538 | 15 | 32 | 47 | 41.6 | 12 | 15 | 10 | 10 | 13 | 69 | 84.4 |
| vs No. 24 Missouri Western | 76 | | 26 | 56 | .464 | 8 | 17 | .471 | 16 | 20 | .800 | 5 | 23 | 28 | 33.8 | 15 | 14 | 14 | 4 | 8 | 76 | 53.8 |
| No. 1 Washburn | 68 | L | 25 | 61 | .410 | 3 | 12 | .250 | 15 | 20 | .750 | 16 | 26 | 42 | 41.7 | 14 | 11 | 20 | 4 | 9 | 68 | 81.7 |
| Opponents | 323 | | 117 | 337 | .347 | 23 | 81 | .284 | 66 | 96 | .688 | 62 | 141 | 203 | 33.8 | 99 | 66 | 119 | 13 | 38 | 323 | 53.8 |
| Washburn | 490 | | 177 | 389 | .455 | 50 | 124 | .403 | 86 | 117 | .735 | 79 | 171 | 250 | 41.7 | 99 | 113 | 81 | 20 | 67 | 490 | 81.7 |

Washburn Points/Rebounds/Assists in 2006-07

| Opponent | Date | Score | WL | 03 KEELEY | 04 HOLMES,A | 05 HELLEN | 10 AEBI | 11 GERMANO | 13 MAINZ | 15 HOLMES,N. | 20 HENRICH | 21 STIGER |
|--------------------------|----------|-------|----|--------------|----------------|--------------|------------|---------------|-------------|-----------------|---------------|--------------|
| vs Southwestern Oklahoma | 11/17/06 | 81-40 | W | 15-4-2 | 9-6-1 | 4-1-0 | 8-2-6 | 3-2-1 | 0-1-5 | 2-3-0 | 3-0-0 | 13-0-1 |
| vs Cameron | 11/18/06 | 93-65 | W | 3-3-5 | 14-10-2 | 4-0-2 | 14-1-4 | 10-5-0 | 3-1-1 | 9-2-1 | 0-0-1 | 17-4-4 |
| CAMERON | 11/24/06 | 89-66 | W | 11-13-2 | 0-5-0 | 8-2-1 | 15-2-6 | 7-4-1 | 5-1-0 | 6-4-1 | 0-0-0 | 16-0-3 |
| LYNN | 11/25/06 | 90-40 | W | 8-5-3 | 15-11-1 | 5-3-0 | 8-0-5 | 10-5-1 | 8-4-3 | DNP | 0-0-0 | 7-3-4 |
| SOUTHWESTERN (KAN.) | 12/04/06 | 69-36 | W | 5-5-0 | 13-12-2 | 2-2-0 | 6-2-4 | 2-5-0 | 4-2-2 | 2-3-0 | 0-0-0 | 9-1-1 |
| MISSOURI WESTERN | 12/09/06 | 68-76 | L | 9-7-0 | 16-10-0 | DNP | 6-3-1 | 2-1-0 | 4-1-0 | 2-0-0 | DNP | 14-3-8 |

| Opponent | Date | Score | WL | 23 WITTMAN | 24 TAILEE | 25 SULLIVAN | 32 UBELAKER | 33 GREGORY |
|--------------------------|----------|-------|----|---------------|--------------|----------------|----------------|---------------|
| vs Southwestern Oklahoma | 11/17/06 | 81-40 | W | 0-2-0 | 8-0-1 | 2-3-1 | 14-3-6 | 0-0-0 |
| vs Cameron | 11/18/06 | 93-65 | W | 0-0-0 | DNP | 8-2-0 | 11-7-4 | 0-1-0 |
| CAMERON | 11/24/06 | 89-66 | W | 1-0-1 | DNP | 2-2-1 | 18-5-4 | 0-3-0 |
| LYNN | 11/25/06 | 90-40 | W | 0-2-1 | DNP | 10-5-0 | 17-7-0 | 2-1-1 |
| SOUTHWESTERN (KAN.) | 12/04/06 | 69-36 | W | 2-0-0 | 0-0-0 | 14-6-2 | 10-7-4 | 0-1-0 |
| MISSOURI WESTERN | 12/09/06 | 68-76 | L | DNP | DNP | 2-5-1 | 13-9-1 | DNP |

Washburn record when...

| | |
|---|-----|
| Leading at the half | 5-0 |
| Trailing at the half | 0-1 |
| Tied at the half | 0-0 |
| Leading with 5:00 remaining | 5-0 |
| Trailing with 5:00 remaining | 0-1 |
| Tied with 5:00 remaining | 0-0 |
| Playing in overtime games | 0-0 |
| Outrebounding opponents | 4-1 |
| Opponents outrebounding | 1-0 |
| Having same rebound total | 0-0 |
| Having more steals | 5-1 |
| Opponent has more steals | 0-0 |
| Having same steal total | 0-0 |
| Having more blocks | 2-0 |
| Opponent has more blocks | 1-0 |
| Having same blocks total as opponent | 2-1 |
| Having more fouls | 2-0 |
| Opponent has more fouls | 3-1 |
| Having same foul total as opponent | 0-0 |
| Turning the ball over more | 0-1 |
| Opponent turns the ball over more | 5-0 |
| Having same turnover total as opponent | 0-0 |
| Making more free throws than opponents | 4-0 |
| Making less free throws than opponents | 1-1 |
| Making same number of free throws as opponents | 0-0 |
| More free throws attempts than opponents | 4-0 |
| Less free throws attempts than opponents | 1-0 |
| Having same free throw attempts as opponent | 0-1 |
| Hitting more 3-point field goals than opponents | 5-0 |
| Hitting less 3-point field goals than opponents | 0-1 |
| Hitting same 3-point goals as opponents | 0-0 |
| Shooting more 3-point attempts than opponents | 4-0 |
| Shooting less 3-point attempts than opponents | 1-1 |
| Same 3-point attempts as opponents | 0-0 |
| Shooting 50 percent or better | 0-0 |
| Shooting less than 50 percent | 5-1 |
| Opponent shoots 50 percent or better | 0-0 |
| Opponent shoots less than 50 percent | 5-1 |
| Shooting better than opponent | 5-0 |
| Shooting worse than opponent | 0-1 |
| Shooting same as opponent | 0-0 |
| Scoring 50 or less | 0-0 |
| Scoring between 51-60 | 0-0 |
| Scoring between 61-70 | 1-1 |
| Scoring between 71-80 | 0-0 |
| Scoring between 81-90 | 3-0 |
| Scoring between 91-100 | 1-0 |
| Scoring more than 100 | 0-0 |
| Opponent scores 50 or less | 3-0 |
| Opponent scores between 51-60 | 0-0 |
| Opponent scores between 61-70 | 2-0 |
| Opponent scores between 71-80 | 0-1 |
| Opponent scores between 81-90 | 0-0 |
| Opponent scores between 91-100 | 0-0 |
| Opponent scores more than 100 | 0-0 |
| In November | 4-0 |
| In December | 1-1 |
| In January | 0-0 |
| In February | 0-0 |
| In March | 0-0 |
| On Monday | 1-0 |
| On Tuesday | 0-0 |
| On Wednesday | 0-0 |
| On Thursday | 0-0 |
| On Friday | 2-0 |
| On Saturday | 2-1 |
| On Sunday | 0-0 |

Double Figure Scoring

| | |
|-----------------|---|
| Brooke Ubelaker | 6 |
| Corkey Stiger | 4 |
| Amanda Holmes | 4 |
| Cindy Keeley | 2 |
| Jessica Aebi | 2 |
| Renata Germano | 2 |
| Megan Sullivan | 2 |

Double Figure Rebounding

| | |
|---------------|---|
| Amanda Holmes | 4 |
| Cindy Keeley | 1 |

Double Figure Assists

| | |
|------------------------------|---|
| none | |
| Double Doubles Season | |
| Amanda Holmes | 4 |
| Cindy Keeley | 1 |

Double Doubles Career

| | |
|-----------------|---|
| Brooke Ubelaker | 5 |
| Amanda Holmes | 5 |
| Megan Sullivan | 2 |
| Cindy Keeley | 1 |

20-Point Games Season

| | |
|------------------------------|----|
| none | |
| 20-Point Games Career | |
| Brooke Ubelaker | 10 |
| Megan Sullivan | 1 |

30-Point Games Season

| | |
|------------------------------|---|
| none | |
| 30-Point Games Career | |
| Brooke Ubelaker | 2 |

Starting lineups used during 2006-07 season

| (W-L) | F | F | F | G | G |
|-------|----------|----------|-------|------|--------|
| (5-1) | Sullivan | Ubelaker | Homes | Aebi | Keeley |

Win/Loss Margin

| | 1 | 2 | 3 | 4 | 5 | 6 | 7 | 8 | 9 | 10 | 11-15 | 16-29 | 30+ |
|--------|---|---|---|---|---|---|---|---|---|----|-------|-------|-----|
| Wins | - | - | - | - | - | - | - | - | - | - | - | 2 | 3 |
| Losses | - | - | - | - | - | - | - | 1 | - | - | - | - | - |

Free throws last 5:00 of game

| | | |
|-------------------|-------------------|---------------------|
| 3 | Cindy Keeley | 0-0 (.000) |
| 4 | Amanda Holmes | 0-0 (.000) |
| 5 | KG Hellen | 1-2 (.500) |
| 10 | Jessica Aebi | 0-0 (.000) |
| 11 | Renata Germano | 5-7 (.714) |
| 13 | Jessica Mainz | 4-5 (.800) |
| 15 | Nikki Holmes | 1-3 (.333) |
| 20 | Holly Henrichs | 0-0 (.000) |
| 21 | Sequorhea Stiger | 2-4 (.500) |
| 23 | Stephanie Wittman | 1-2 (.500) |
| 24 | Karla Taillele | 1-1 (1.000) |
| 25 | Megan Sullivan | 0-0 (.000) |
| 32 | Brooke Ubelaker | 0-0 (.000) |
| 33 | Hope Gregory | 0-0 (.000) |
| Lady Blues | | 15-24 (.625) |
| Opponents | | 19-24 (.792) |

Point Figures

| | |
|--------------------------|----------------------|
| Biggest halftime lead | 30 vs Lynn, 11/25/06 |
| Biggest halftime deficit | 1, vs MWSU, 12/9/06 |
| Biggest lead | 54 vs Lynn, 11/25/06 |
| Biggest deficit | 13, vs MWSU, 12/9/06 |

Streaking Lady Blues 2005-06

| | |
|-----------------|-------------|
| 2005-06 winning | 5 |
| 2005-06 losing | 1 - current |

Washburn Lady Blues ...

| | |
|---|---|
| Consecutive games with a 3-pointer | 81 |
| last game without, 2/25/04 vs Emporia State | |
| 100-point games | 8 |
| Consecutive games with opponents under 100 | 225 |
| Season openers | 29-9 |
| Season openers under Ron McHenry | 7-0 |
| Home openers in Lee Arena | 20-3 |
| Last overtime game | 3/13/06 vs Emporia State, L 61-59 in South Central Regional Final |
| In games decided by 1 point | 20-12 (.625) |
| In games decided by 2 points | 28-17 (.622) |
| In games decided by 3 points | 18-17 (.514) |
| In overtime games | 20-12 (.625) |
| Overall | 645-317 (.672) |
| In the MIAA | 209-78 (.731) |
| In the MIAA Tournament | 22-11 (.667) |
| In the NCAA Tournament | 18-9 (.667) |
| In Lee Arena | 275-55 (.836) |

Individual Highs

Points

- 18 Ubelaker, Brooke vs Cameron (11/24/06)
- 17 Ubelaker, Brooke vs Lynn (11/25/06)
- 17 Stiger, Corkey vs Cameron (11/18/06)
- 16 Stiger, Corkey vs Cameron (11/24/06)
- 16 Holmes, Amanda vs Missouri Western (12/09/06)

Field goals made

- 7 Sullivan, Megan vs Southwestern (Kan.) (12/04/06)
- 6 Holmes, Amanda vs Missouri Western (12/09/06)
- 6 Stiger, Corkey vs Missouri Western (12/09/06)
- 6 Holmes, Amanda vs Lynn (11/25/06)
- 6 Stiger, Corkey vs Cameron (11/24/06)
- 6 Aebi, Jessica vs Cameron (11/24/06)
- 6 Ubelaker, Brooke vs Cameron (11/24/06)
- 6 Holmes, Amanda vs Cameron (11/18/06)

Field goals attempts

- 16 Stiger, Corkey vs Missouri Western (12/09/06)
- 13 Holmes, Amanda vs Missouri Western (12/09/06)
- 13 Sullivan, Megan vs Southwestern (Kan.) (12/04/06)

Field goal percentage (min. 5 made)

- 1.000 (5-5) Ubelaker, Brooke vs Lynn (11/25/06)
- .667 (6-9) Holmes, Amanda vs Lynn (11/25/06)
- .667 (6-9) Aebi, Jessica vs Cameron (11/24/06)

3 Pt Field goals made

- 4 Ubelaker, Brooke vs Cameron (11/24/06)
- 4 Ubelaker, Brooke vs Southwestern Oklahoma (11/17/06)

3 Pt Field goals attempts

- 10 Ubelaker, Brooke vs Southwestern Oklahoma (11/17/06)
- 8 Ubelaker, Brooke vs Southwestern (Kan.) (12/04/06)

3 Pt Field goal percentage (min. 2 made)

- 1.000 (3-3) Ubelaker, Brooke vs Lynn (11/25/06)
- 1.000 (2-2) Ubelaker, Brooke vs Cameron (11/18/06)
- 1.000 (2-2) Holmes, Amanda vs Southwestern (Kan.) (12/04/06)

Free throws made

- 7 Stiger, Corkey vs Cameron (11/18/06)
- 7 Ubelaker, Brooke vs Missouri Western (12/09/06)

Free throws attempts

- 8 Germano, Renata vs Cameron (11/24/06)
- 7 Ubelaker, Brooke vs Missouri Western (12/09/06)
- 7 Stiger, Corkey vs Cameron (11/18/06)

Free throws percentage (min. 7 made)

- 1.000 (7-7) Stiger, Corkey vs Cameron (11/18/06)
- 1.000 (7-7) Ubelaker, Brooke vs Missouri Western (12/09/06)

Rebounds

- 13 Keeley, Cindy vs Cameron (11/24/06)
- 12 Holmes, Amanda vs Southwestern (Kan.) (12/04/06)

Assists

- 8 Stiger, Corkey vs Missouri Western (12/09/06)

Steals

- 4 Stiger, Corkey vs Missouri Western (12/09/06)
- 4 Holmes, Amanda vs Southwestern (Kan.) (12/04/06)
- 4 Stiger, Corkey vs Lynn (11/25/06)
- 4 Aebi, Jessica vs Southwestern Oklahoma (11/17/06)

Blocked shots

- 4 Holmes, Amanda vs Southwestern (Kan.) (12/04/06)

Team Highs

| | | |
|-----------------------|--------------|-------------------------------------|
| POINTS | 93 | vs Cameron (11/18/06) |
| FIELD GOALS MADE | 33 | vs Cameron (11/18/06) |
| FIELD GOAL ATTEMPTS | 67 | three times |
| FIELD GOAL PERCENTAGE | .493 (33-67) | vs Cameron (11/18/06) |
| 3 PT FIELD GOALS MADE | 13 | vs Southwestern Oklahoma (11/17/06) |
| 3 PT FG ATTEMPTS | 29 | vs Southwestern Oklahoma (11/17/06) |
| 3 PT FG PERCENTAGE | .500 (7-14) | vs Lynn (11/25/06) |
| FREE THROWS MADE | 23 | vs Lynn (11/25/06) |
| FREE THROW ATTEMPTS | 28 | vs Lynn (11/25/06) |
| FREE THROW PERCENTAGE | .821 (23-28) | vs Lynn (11/25/06) |
| REBOUNDS | 48 | vs Lynn (11/25/06) |
| ASSISTS | 24 | two times |
| STEALS | 16 | vs Southwestern Oklahoma (11/17/06) |
| BLOCKED SHOTS | 10 | vs Southwestern (Kan.) (12/04/06) |
| TURNOVERS | 20 | vs Missouri Western (12/09/06) |
| FOULS | 21 | vs Cameron (11/24/06) |

Team Lows

| | | |
|-----------------------|--------------|-------------------------------------|
| POINTS | 68 | vs Missouri Western (12/09/06) |
| FIELD GOALS MADE | 25 | vs Missouri Western (12/09/06) |
| FIELD GOAL ATTEMPTS | 61 | two times |
| FIELD GOAL PERCENTAGE | .403 (27-67) | vs Southwestern (Kan.) (12/04/06) |
| 3 PT FIELD GOALS MADE | 3 | vs Missouri Western (12/09/06) |
| 3 PT FG ATTEMPTS | 12 | vs Missouri Western (12/09/06) |
| 3 PT FG PERCENTAGE | .250 (3-12) | vs Missouri Western (12/09/06) |
| FREE THROWS MADE | 7 | vs Southwestern (Kan.) (12/04/06) |
| FREE THROW ATTEMPTS | 10 | vs Southwestern Oklahoma (11/17/06) |
| FREE THROW PERCENTAGE | .538 (7-13) | vs Southwestern (Kan.) (12/04/06) |
| REBOUNDS | 30 | vs Southwestern Oklahoma (11/17/06) |
| ASSISTS | 11 | vs Missouri Western (12/09/06) |
| STEALS | 6 | vs Cameron (11/18/06) |
| BLOCKED SHOTS | 1 | two times |
| TURNOVERS | 8 | vs Southwestern Oklahoma (11/17/06) |
| FOULS | 12 | vs Southwestern (Kan.) (12/04/06) |

LADY BLUES VS OPPONENTS

Below is a game-by-game breakdown of how Washburn has fared against opponents in the following categories: points off turnovers, points in the paint, second chance points, fast break points and bench points. (Shown as WU stats first, followed by Opponents).

| | Pts off turnovers | Paint | 2nd Chance | Fast Break | Bench |
|--------------------------|-------------------|----------------|--------------|-------------|---------------|
| vs Southwestern Oklahoma | 32-4 | 26-26 | 14-6 | 12-0 | 33-5 |
| vs Cameron | 32-13 | 40-26 | 18-8 | 6-4 | 43-21 |
| Cameron | 23-13 | 36-16 | 11-12 | 10-2 | 43-16 |
| Lynn | 22-12 | 39-20 | 12-10 | 11-0 | 32-11 |
| Southwestern College | 27-7 | 30-8 | 17-5 | 4-0 | 21-17 |
| Missouri Western* | 11-16 | 34-32 | 10-12 | 4-2 | 22-6 |
| Benedictine | | | | | |
| Lincoln | | | | | |
| vs Northwood (Mich.) | | | | | |
| vs Glenville State | | | | | |
| at Central Missouri* | | | | | |
| Emporia State* | | | | | |
| Northwest Missouri* | | | | | |
| Fort Hays State* | | | | | |
| at Truman* | | | | | |
| Southwest Baptist* | | | | | |
| Pittsburg State* | | | | | |
| at Missouri Southern* | | | | | |
| at Missouri Western* | | | | | |
| Missouri Southern* | | | | | |
| at Pittsburg State* | | | | | |
| at Southwest Baptist* | | | | | |
| Truman* | | | | | |
| at Northwest Missouri* | | | | | |
| at Emporia State* | | | | | |
| at Fort Hays State* | | | | | |
| Central Missouri* | | | | | |
| at Fort Hays State* | | | | | |
| Central Missouri* | | | | | |
| TOTALS | 147-55 | 205-118 | 82-53 | 47-8 | 194-76 |

Individual Double-Doubles in 2006-07

Amanda Holmes (4)

14 points, 10 rebounds vs Cameron (11/18/06)

15 points, 11 rebounds vs Lynn (11/25/06)

13 points, 12 rebounds vs Southwestern (12/4/06)

16 points, 10 rebounds vs Missouri Western (12/9/06)

Cindy Keeley (1)

11 points, 13 rebounds vs Cameron (11/24/06)

WU Team Stats

| | | | |
|-----------------------|---------|---------|-------|
| Team Statistics | WU | OPP | |
| SCORING | 490 | 323 | |
| Points per game | 81.7 | 53.8 | |
| Scoring margin | +27.8 | - | |
| FIELD GOALS-ATT | 177-389 | 117-337 | |
| Field goal pct | .455 | .347 | |
| 3 POINT FG-ATT | 50-124 | 23-81 | |
| 3-point FG pct | .403 | .284 | |
| 3-pt FG made per game | 8.3 | 3.8 | |
| FREE THROWS-ATT | 86-117 | 66-96 | |
| Free throw pct | .735 | .688 | |
| REBOUNDS | 250 | 203 | |
| Rebounds per game | 41.7 | 33.8 | |
| Rebounding margin | +7.8 | - | |
| ASSISTS | 113 | 66 | |
| Assists per game | 18.8 | 11.0 | |
| TURNOVERS | 81 | 119 | |
| Turnovers per game | 13.5 | 19.8 | |
| Turnover margin | +6.3 | - | |
| Assist/turnover ratio | 1.4 | 0.6 | |
| STEALS | 67 | 38 | |
| Steals per game | 11.2 | 6.3 | |
| BLOCKS | 20 | 13 | |
| Blocks per game | 3.3 | 2.2 | |
| WINNING STREAK | 0 | - | |
| Home win streak | 0 | - | |
| ATTENDANCE | 9410 | 1574 | |
| Home games-Avg/Game | 4-2352 | 0-0 | |
| Neutral site-Avg/Game | - | 2-787 | |
| | | | |
| SCORE BY PERIODS: | 1st | 2nd | Total |
| Washburn | 237 | 253 | 490 |
| Opponents | 167 | 156 | 323 |

Updated Career Records

| | | |
|---|--|--------------------------------------|
| Points | 3-point FG percentage (minimum 70 made) | Blocked shots |
| 1. 2613 Brenda Shaffer-Dahl (126 games) - 1986-90 | 1. .414 Alison Garrett (120-290) 2001-05 | 1. 160 Brenda Shaffer-Dahl - 1986-90 |
| 2. 2144 Shelley Foster (125 games) - 1991-95 | 2. .411 Stacy Neal (92-224) 1994-96 | 2. 116 Jannica Beam - 1989-93 |
| 3. 1811 Nikki Olberding (112 games) - 1994-98 | 3. .407 Brooke Ubelaker (159-391) 2003-07 | 3. 101 Laura Mueller - 1988-92 |
| 4. 1761 Laura Mueller (123 games) - 1988-92 | 4. .406 Brenda Shaffer-Dahl (110-271) 1986-90 | 4. 91 Nikki Olberding - 1994-98 |
| 5. 1558 Latisha Yarnell (121 games) - 1984-88 | 5. .392 Lisa Hoelting (78-199) 1997-00 | 5. 80 Carla Sintra - 2003-05 |
| 6. 1424 Brooke Ubelaker (107 games) - 2003-07 | 6. .376 Erin Menard (83-221) 2003-05 | 6. 72 Jodi Rausch - 1997-01 |
| 7. 1356 Joy Benton (115 games) - 1981-85 | 7. .372 Rhonda Matzke (81-218) 1992-94 | 7. 71 Kelly Jennings - 1986-88 |
| 8. 1344 Crystal Walker (103 games) - 1999-03 | 8. .371 Rina Hembrough (79-213) 1988-91 | 8. 66 Shelley Foster - 1991-95 |
| 9. 1314 Jennifer Harris (69 games) - 2004-06 | 9. .367 Kristy Chapman (122-332) 1999-03 | 9. 63 Crystal Walker - 1999-03 |
| 10. 1310 Amy Renyer (124 games) - 1989-93 | 10. .363 Lora Westling (144-397) 2001-05 | 10. 59 Emily Shopper - 1995-97 |
| 11. 1135 Pam Watkins (92 games) - 1977-81 | 11. .277 Jennifer Harris (108-390) 2004-06 | 11. 54 April Roadhouse - 2002-06 |
| 12. 1111 Chauna Agosto (118 games) - 1991-95 | Free throws made | 12. 46 Bojana Samardziska - 2005-06 |
| 13. 1098 Jennifer Butcher (84 games) - 1998-01 | 1. 485 Shelley Foster (125 games) - 1991-95 | 13. 43 Lora Westling - 2001-05 |
| 14. 1090 Kelly Jennings (53 games) - 1986-88 | 2. 384 Nikki Olberding (112 games) - 1994-98 | 14. 42 Beth Fisher - 1990-94 |
| 15. 1067 Lori Roenbaugh (80 games) - 1980-83 | 3. 381 Brenda Shaffer-Dahl (126 games) - 1986-90 | 15. 41 Jennifer Harris - 2004-06 |
| Field goals made | 4. 340 Latisha Yarnell (121 games) - 1984-88 | Steals |
| 1. 1061 Brenda Shaffer-Dahl (126 games) - 1986-90 | 5. 299 Laura Mueller (123 games) - 1988-92 | 1. 275 Brenda Shaffer-Dahl - 1986-90 |
| 2. 805 Shelley Foster (125 games) - 1991-95 | 6. 292 Crystal Walker (103 games) - 1999-03 | 2. 258 Chauna Agosto - 1991-95 |
| 3. 731 Laura Mueller (123 games) - 1988-92 | 7. 271 Jennifer Butcher (84 games) - 1998-01 | 3. 212 Latisha Yarnell - 1984-88 |
| 4. 683 Nikki Olberding (112 games) - 1994-98 | 8. 267 Chauna Agosto (118 games) - 1991-95 | 4. 192 April Roadhouse - 2002-06 |
| 5. 602 Latisha Yarnell (121 games) - 1984-88 | 9. 245 Pam Watkins (92 games) - 1977-81 | 5. 182 Amy Renyer - 1989-93 |
| 6. 568 Joy Benton (115 games) - 1981-85 | 10. 242 Amy Renyer (124 games) - 1989-93 | 6. 175 Tiffany Lohse - 1995-99 |
| 7. 528 Brooke Ubelaker (107 games) - 2003-07 | 11. 238 Jennifer Harris (69 games) - 2004-06 | 7. 165 Jennifer Harris - 2004-06 |
| 8. 526 Amy Renyer (124 games) - 1989-93 | 12. 220 Joy Benton (115 games) - 1981-85 | 8. 162 Shelley Foster - 1991-95 |
| 9. 523 Crystal Walker (103 games) - 1999-03 | 13. 209 Brooke Ubelaker (107 games) - 2003-07 | 9. 155 Nikki Olberding - 1994-98 |
| 10. 484 Jennifer Harris (69 games) - 2004-06 | 14. 205 Carla Sintra (68 games) - 2003-05 | 10. 153 Lisa Hoelting - 1997-00 |
| 11. 477 Kelly Jennings (53 games) - 1986-88 | 15. 202 Rhonda Lee (95 games) - 1987-90 | 11. 141 Carolyn Wempe - 1985-89 |
| 12. 473 Lori Roenbaugh (80 games) - 1980-83 | Free throws attempted | 12. 138 Laura Mueller - 1988-92 |
| 13. 445 Pam Watkins (92 games) - 1977-81 | 1. 598 Shelley Foster (125 games) - 1991-95 | 13. 135 Crystal Walker - 1999-03 |
| 14. 432 Tiffany Lohse (101 games) - 1995-99 | 2. 472 Brenda Shaffer-Dahl (126 games) - 1986-90 | 14. 130 Jodi Rausch - 1997-01 |
| 15. 429 Brenda Soldani (110 games) - 1980-84 | 3. 464 Laura Mueller (123 games) - 1988-92 | 15. 128 Jennifer Butcher - 1998-01 |
| Field goals attempted | 4. 462 Nikki Olberding (112 games) - 1994-98 | Games played |
| 1. 2034 Brenda Shaffer-Dahl (126 games) - 1986-90 | 5. 436 Latisha Yarnell (121 games) - 1984-88 | 1. 135 April Roadhouse - 2002-06 |
| 2. 1462 Shelley Foster (125 games) - 1991-95 | 6. 412 Jennifer Butcher (84 games) - 1998-01 | 2. 133 Dani McHenry - 2002-06 |
| 3. 1410 Nikki Olberding (112 games) - 1994-98 | 7. 397 Pam Watkins (92 games) - 1977-81 | 3. 132 Lora Westling - 2001-05 |
| 4. 1386 Laura Mueller (123 games) - 1988-92 | 8. 391 Chauna Agosto (118 games) - 1991-95 | 4. 126 Brenda Shaffer-Dahl - 1986-90 |
| 5. 1361 Latisha Yarnell (121 games) - 1984-88 | 9. 381 Crystal Walker (103 games) - 1999-03 | 5. 125 Shelley Foster - 1991-95 |
| 6. 1238 Pam Watkins (92 games) - 1977-81 | 10. 356 Joy Benton (115 games) - 1981-85 | 6. 124 Carolyn Wempe - 1985-89 |
| 7. 1157 Lori Roenbaugh (80 games) - 1980-83 | 11. 320 Jennifer Harris (69 games) - 2004-06 | 7. 124 Amy Renyer - 1989-93 |
| 8. 1107 Jennifer Harris (69 games) - 2004-06 | 12. 319 Amy Renyer (124 games) - 1989-93 | 8. 123 Laura Mueller - 1988-92 |
| 9. 1059 Amy Renyer (124 games) - 1989-93 | 13. 306 Rhonda Lee (95 games) - 1987-90 | 9. 121 Latisha Yarnell - 1984-88 |
| 10. 1050 Crystal Walker (103 games) - 1999-03 | 14. 281 Kristy Chapman (121 games) - 1999-03 | 10. 121 Kristy Chapman - 1999-03 |
| 11. 1030 Brenda Soldani (110 games) - 1980-84 | 15. 276 Carla Sintra (68 games) - 2003-05 | 11. 120 Bethany McGraw - 1999-03 |
| 12. 1020 Brooke Ubelaker (107 games) - 2003-07 | 16. 272 Susie Wickham (60 games) - 1982-84 | 12. 119 Jannica Beam - 1989-93 |
| 13. 995 Joy Benton (115 games) - 1981-85 | 17. 262 Brooke Ubelaker (107 games) - 2003-07 | 13. 118 Chauna Agosto - 1991-95 |
| 14. 990 Carolyn Wempe (124 games) - 1985-89 | Rebounds | 14. 115 Joy Benton - 1981-85 |
| 15. 914 Jennifer Butcher (84 games) - 1998-01 | 1. 1106 Brenda Shaffer-Dahl (1106o-0d) - 1986-90 | 15. 113 Beth Fisher - 1990-94 |
| 3-point field goals made | 2. 923 Amy Renyer (923o-0d) - 1989-93 | 16. 112 Nikki Olberding - 1994-98 |
| 1. 159 Brooke Ubelaker (107 games) - 2003-07 | 3. 812 Pam Watkins (812o-0d) - 1977-81 | 17. 112 Elena Rettiger - 1992-96 |
| 2. 144 Lora Westling (132 games) - 2001-05 | 4. 806 Joy Benton (806o-0d) - 1981-85 | 18. 110 Brenda Soldani - 1980-84 |
| 3. 122 Kristy Chapman (121 games) - 1999-03 | 5. 736 Shelley Foster (736o-0d) - 1991-95 | 19. 107 Brooke Ubelaker - 2003-07 |
| 4. 120 Alison Garrett (106 games) - 2001-05 | 6. 715 Latisha Yarnell (715o-0d) - 1984-88 | 107 Cindy Keeley - 2003-07 |
| 5. 110 Brenda Shaffer-Dahl (126 games) - 1986-90 | 7. 690 Nikki Olberding (325o-365d) - 1994-98 | Games started |
| 6. 108 Jennifer Harris (69 games) - 2004-06 | 8. 650 Crystal Walker (255o-395d) - 1999-03 | 1. 125 Brenda Shaffer-Dahl - 1986-90 |
| 7. 92 Stacy Neal (58 games) - 1994-96 | 9. 637 Brenda Soldani (637o-0d) - 1980-84 | 2. 119 Laura Mueller - 1988-92 |
| 8. 83 Erin Menard (63 games) - 2003-05 | 10. 599 Brooke Ubelaker (185o-414d) - 2003-07 | 3. 117 Shelley Foster - 1991-95 |
| 9. 81 Rhonda Matzke (59 games) - 1992-94 | 11. 584 Jennifer Butcher (222o-362d) - 1998-01 | 4. 107 Brooke Ubelaker - 2003-07 |
| 10. 79 Rina Hembrough (93 games) - 1988-91 | 12. 554 Laura Mueller (554o-0d) - 1988-92 | 107 Nikki Olberding - 1994-98 |
| 11. 78 Lisa Hoelting (70 games) - 1997-00 | 13. 507 Kelly Jennings (507o-0d) - 1986-88 | 6. 101 Amy Renyer - 1989-93 |
| 12. 61 Nikki Olberding (112 games) - 1994-98 | 14. 506 Jannica Beam (506o-0d) - 1989-93 | 7. 98 Bethany McGraw - 1999-03 |
| 13. 56 Bethany McGraw (120 games) - 1999-03 | 15. 491 Susie Wickham (491o-0d) - 1982-84 | 8. 97 Chauna Agosto - 1991-95 |
| 14. 52 Carolyn Wempe (124 games) - 1985-89 | Assists | 9. 96 Carolyn Wempe - 1985-89 |
| 15. 49 Shelley Foster (125 games) - 1991-95 | 1. 527 Latisha Yarnell - 1984-88 | 10. 92 Tiffany Lohse - 1995-99 |
| 16. 38 Cindy Keeley (106 games) - 2003-07 | 2. 488 Chauna Agosto - 1991-95 | 11. 88 April Roadhouse - 2002-06 |
| 3-point field goals attempted | 3. 423 April Roadhouse - 2002-06 | 12. 85 Lora Westling - 2001-05 |
| 1. 397 Lora Westling (132 games) - 2001-05 | 4. 416 Brenda Shaffer-Dahl - 1986-90 | 13. 83 Amy Bybee - 1987-90 |
| 2. 391 Brooke Ubelaker (107 games) - 2003-07 | 5. 308 Jennifer Harris - 2004-06 | 14. 80 Crystal Walker - 1999-03 |
| 3. 390 Jennifer Harris (69 games) - 2004-06 | 6. 299 Carolyn Wempe - 1985-89 | 15. 77 Jennifer Butcher - 1998-01 |
| 4. 332 Kristy Chapman (121 games) - 1999-03 | 299 Lora Westling - 2001-05 | 16. 68 Lisa Hoelting - 1997-00 |
| 5. 290 Alison Garrett (106 games) - 2001-05 | 8. 294 Tiffany Lohse - 1995-99 | 68 Carla Sintra - 2003-05 |
| 6. 271 Brenda Shaffer-Dahl (126 games) - 1986-90 | 9. 293 Lisa Hoelting - 1997-00 | 18. 67 Beth Fisher - 1990-94 |
| 7. 224 Stacy Neal (58 games) - 1994-96 | 10. 289 Misty Caryl - 1994-98 | 67 Jennifer Harris - 2004-06 |
| 8. 221 Erin Menard (63 games) - 2003-05 | 11. 283 Shelley Foster - 1991-95 | 20. 65 Kristy Chapman - 1999-03 |
| 9. 218 Rhonda Matzke (59 games) - 1992-94 | 12. 280 Amy Renyer - 1989-93 | |
| 10. 213 Rina Hembrough (93 games) - 1988-91 | 13. 273 Nikki Olberding - 1994-98 | |
| 11. 199 Lisa Hoelting (70 games) - 1997-00 | 14. 270 Brenda Soldani - 1980-84 | |
| 12. 175 Nikki Olberding (112 games) - 1994-98 | 15. 261 Kristy Chapman - 1999-03 | |
| 13. 173 Bethany McGraw (120 games) - 1999-03 | | |
| 14. 160 Becky Bridson (54 games) - 1997-99 | | |
| 15. 156 Carolyn Wempe (124 games) - 1985-89 | | |

#3 Cindy Keeley

5-9 | Senior | Guard | Great Bend, Kan. | Great Bend HS



| Opponent | Date | GS | Min | TOTAL | | | 3-PTS | | | Pct | FT | FTA | Pct | REBOUNDS | | | Avg | PF | FO | A | TO | Blk | Stl | Pts | Avg |
|--------------------------|----------|----|-----|-------|-----|------|-------|-----|------|-----|----|-------|-----|----------|-----|-----|-----|----|----|---|----|-----|-----|------|-----|
| | | | | FG | FGA | Pct | 3FG | FGA | Off | | | | | Def | Tot | | | | | | | | | | |
| vs Southwestern Oklahoma | 11/17/06 | * | 20 | 5 | 8 | .625 | 2 | 3 | .667 | 3 | 3 | 1.000 | 4 | 4 | 0 | 4 | 1 | 0 | 2 | 0 | 0 | 0 | 15 | 15.0 | |
| vs Cameron | 11/18/06 | * | 29 | 1 | 5 | .200 | 1 | 4 | .250 | 0 | 0 | .000 | 0 | 3 | 3 | 3.5 | 1 | 0 | 5 | 0 | 0 | 2 | 3 | 9.0 | |
| CAMERON | 11/24/06 | * | 28 | 5 | 11 | .455 | 1 | 6 | .167 | 0 | 0 | .000 | 5 | 8 | 13 | 6.7 | 3 | 0 | 2 | 1 | 1 | 2 | 11 | 9.7 | |
| LYNN | 11/25/06 | * | 23 | 2 | 3 | .667 | 2 | 3 | .667 | 2 | 2 | 1.000 | 0 | 5 | 5 | 6.3 | 2 | 0 | 3 | 0 | 0 | 0 | 8 | 9.3 | |
| SOUTHWESTERN (KAN.) | 12/04/06 | * | 25 | 1 | 6 | .167 | 1 | 4 | .250 | 2 | 2 | 1.000 | 4 | 1 | 5 | 6.0 | 0 | 0 | 0 | 1 | 0 | 1 | 5 | 8.4 | |
| MISSOURI WESTERN | 12/09/06 | * | 34 | 4 | 6 | .667 | 1 | 2 | .500 | 0 | 0 | .000 | 2 | 5 | 7 | 6.2 | 3 | 0 | 0 | 3 | 0 | 0 | 9 | 8.5 | |

| | | | | | | | | | | | | | | | | | | | | | | | | |
|--------|---|-----|----|----|------|---|----|------|---|---|-------|----|----|----|-----|----|---|----|---|---|---|----|-----|--|
| Totals | 6 | 159 | 18 | 39 | .462 | 8 | 22 | .364 | 7 | 7 | 1.000 | 15 | 22 | 37 | 6.2 | 10 | 0 | 12 | 5 | 1 | 5 | 51 | 8.5 | |
|--------|---|-----|----|----|------|---|----|------|---|---|-------|----|----|----|-----|----|---|----|---|---|---|----|-----|--|

Games played: 6
Points/game: 8.5
FG Pct: 46.2
3FG Pct: 36.4
FT Pct: 100.0

Rebounds/game: 6.2
Assists/game: 2.0
Turnovers/game: 0.8
Assist/turnover ratio: 2.4
Steals/game: 0.8
Blocks/game: 0.2

Career Highs

| | | |
|---------------------|--------------------------|----------|
| Points | 19, vs Southwest Baptist | 1/14/06 |
| Field Goals | 7, vs Southwest Baptist | 1/14/06 |
| Field Goal Attempts | 11, vs Cameron | 11/24/06 |
| 3-Point Field Goals | 4, vs Southwest Baptist | 1/14/06 |
| 3-Point Attempts | 6, vs Cameron | 11/24/06 |
| Free Throws | 5, two times | |
| Free Throw Attempts | 6, vs Missouri-Rolla | 2/21/04 |
| Rebounds | 13, vs Cameron | 11/24/06 |
| Assists | 5, four times | |
| Steals | 5, vs Emporia State | 2/15/06 |
| Blocked Shots | 3, vs Northwest Mo. St. | 1/12/05 |
| Minutes Played | 41, vs Emporia State | |

Season Highs

| | | |
|---------------------|---------------------------|----------|
| Points | 15, vs Southwestern Okla. | 11/17/06 |
| Field Goals | 5, two times | |
| Field Goal Attempts | 11, vs Cameron | 11/24/06 |
| 3-Point Field Goals | 2, two times | |
| 3-Point Attempts | 6, vs Cameron | 11/24/06 |
| Free Throws | 3, vs Southwestern Okla. | 11/17/06 |
| Free Throw Attempts | 3, vs Southwestern Okla. | 11/17/06 |
| Rebounds | 13, vs Cameron | 11/24/06 |
| Assists | 5, vs Cameron | 11/18/06 |
| Steals | 2, two times | |
| Blocked Shots | 1, vs Cameron | 11/24/06 |
| Minutes Played | 34, Missouri Western | 12/9/06 |

Career Miscellaneous


| | |
|--------------------------|----|
| Double Figure Scoring | 14 |
| Fr.-2 So.-0 Jr.-6 Sr.-2 | |
| Double Figure Rebounding | 2 |
| Fr.-0 So.-0 Jr.-0 Sr.-2 | |
| Games with 5+ Rebounds | 22 |
| Fr.-3 So.-6 Jr.-10 Sr.-3 | |
| Games with 5+ Assists | 3 |
| Fr.-1 So.-0 Jr.-1 Sr.-1 | |
| Double-Double Games | 1 |
| Fr.-0 So.-0 Jr.-0 Sr.-1 | |

Keeley's Career Stats

| YEAR | GP | GS | MIN | AVG | FG | FGA | PCT | 3FG | 3FGA | PCT | FT | FTA | PCT | OFF | DEF | TOT | AVG | PF | FO | A | TO | BLK | ST | PTS | AVG |
|---------|-----|----|------|------|-----|-----|------|-----|------|------|----|-----|-------|-----|-----|-----|-----|-----|----|-----|----|-----|-----|-----|-----|
| 2003-04 | 31 | 0 | 453 | 14.6 | 41 | 93 | .441 | 7 | 31 | .226 | 25 | 36 | .694 | 27 | 52 | 79 | 2.5 | 31 | 0 | 49 | 26 | 6 | 25 | 114 | 3.7 |
| 2004-05 | 37 | 1 | 466 | 12.6 | 35 | 85 | .412 | 7 | 31 | .226 | 16 | 25 | .640 | 49 | 46 | 95 | 2.6 | 41 | 0 | 37 | 13 | 10 | 25 | 93 | 2.5 |
| 2005-06 | 33 | 33 | 871 | 26.4 | 71 | 134 | .530 | 17 | 49 | .347 | 37 | 49 | .755 | 56 | 72 | 128 | 3.9 | 72 | 1 | 76 | 26 | 12 | 50 | 196 | 5.9 |
| 2006-07 | 6 | 6 | 159 | 26.5 | 18 | 39 | .462 | 8 | 22 | .364 | 7 | 7 | 1.000 | 15 | 22 | 37 | 6.2 | 10 | 0 | 12 | 5 | 1 | 5 | 51 | 8.5 |
| TOTAL | 107 | 40 | 1949 | 18.2 | 165 | 351 | .470 | 39 | 133 | .293 | 85 | 117 | .726 | 147 | 192 | 339 | 3.2 | 154 | 1 | 174 | 70 | 29 | 105 | 454 | 4.2 |

#4 Amanda Holmes

6-2 | Junior | Forward | Topeka, Kan. | Texas Christian | Hayden HS



| Opponent | Date | TOTAL | | | | | 3-PTS | | | REBOUNDS | | | | | | | | | | | | | | |
|--------------------------|----------|-------|-----|----|-----|------|-------|-----|-------|----------|-----|-------|-----|-----|-----|-----|----|----|---|----|-----|-----|-----|------|
| | | GS | Min | FG | FGA | Pct | 3FG | FGA | Pct | FT | FTA | Pct | Off | Def | Tot | Avg | PF | FO | A | TO | Blk | Stl | Pts | Avg |
| vs Southwestern Oklahoma | 11/17/06 | * | 22 | 4 | 10 | .400 | 1 | 3 | .333 | 0 | 0 | .000 | 2 | 4 | 6 | 6.0 | 2 | 0 | 1 | 2 | 0 | 2 | 9 | 9.0 |
| vs Cameron | 11/18/06 | * | 23 | 6 | 12 | .500 | 1 | 1 | 1.000 | 1 | 2 | .500 | 3 | 7 | 10 | 8.0 | 2 | 0 | 2 | 4 | 0 | 0 | 14 | 11.5 |
| CAMERON | 11/24/06 | * | 15 | 0 | 2 | .000 | 0 | 0 | .000 | 0 | 0 | .000 | 2 | 3 | 5 | 7.0 | 3 | 0 | 0 | 2 | 0 | 1 | 0 | 7.7 |
| LYNN | 11/25/06 | * | 20 | 6 | 9 | .667 | 0 | 0 | .000 | 3 | 3 | 1.000 | 2 | 9 | 11 | 8.0 | 3 | 0 | 1 | 4 | 1 | 1 | 15 | 9.5 |
| SOUTHWESTERN (KAN.) | 12/04/06 | * | 23 | 4 | 6 | .667 | 2 | 2 | 1.000 | 3 | 6 | .500 | 3 | 9 | 12 | 8.8 | 3 | 0 | 2 | 1 | 4 | 4 | 13 | 10.2 |
| MISSOURI WESTERN | 12/09/06 | * | 31 | 6 | 13 | .462 | 0 | 0 | .000 | 4 | 5 | .800 | 4 | 6 | 10 | 9.0 | 3 | 0 | 0 | 6 | 2 | 1 | 16 | 11.2 |

| | | | | | | | | | | | | | | | | | | | | | | | | |
|--------|---|-----|----|----|------|---|---|------|----|----|------|----|----|----|-----|----|---|---|----|---|---|----|------|--|
| Totals | 6 | 134 | 26 | 52 | .500 | 4 | 6 | .667 | 11 | 16 | .688 | 16 | 38 | 54 | 9.0 | 16 | 0 | 6 | 19 | 7 | 9 | 67 | 11.2 | |
|--------|---|-----|----|----|------|---|---|------|----|----|------|----|----|----|-----|----|---|---|----|---|---|----|------|--|

Games played: 6
Points/game: 11.2
FG Pct: 50.0
3FG Pct: 66.7
FT Pct: 68.8

Rebounds/game: 9.0
Assists/game: 1.0
Turnovers/game: 3.2
Assist/turnover ratio: 0.3
Steals/game: 1.5
Blocks/game: 1.2

Career Highs

| | | |
|-------------------------|-------------------------|----------|
| Points | 16, Missouri Western | 12/9/06 |
| Field Goals | 6, three times | |
| Field Goal Attempts | 13, Missouri Western | 12/9/06 |
| Free Throws | 7, vs Missouri Western | 3/4/06 |
| Free Throw Attempts | 10 vs Missouri Western | 3/4/06 |
| Three-Point Field Goals | 2, three times | |
| Three-Point Attempts | 5, vs Okla. Panhandle | 11/30/05 |
| Rebounds | 12, vs Southwestern | 12/4/06 |
| Assists | 3, three times | |
| Steals | 6, vs Missouri Valley | 1/1/06 |
| Blocked Shots | 4, vs Southwestern | 12/4/06 |
| Minutes Played | 31, vs Missouri Western | 12/9/06 |

Season Highs

| | | |
|---------------------|--------------------------|----------|
| Points | 16, Missouri Western | 12/9/06 |
| Field Goals | 6, three times | |
| Field Goal Attempts | 13, Missouri Western | 12/9/06 |
| 3-Point Field Goals | 2, vs Southwestern | 12/4/06 |
| 3-Point Attempts | 3, vs Southwestern Okla. | 11/17/06 |
| Free Throws | 4, Missouri Western | 12/9/06 |
| Free Throw Attempts | 6, vs Southwestern | 12/4/06 |
| Rebounds | 12, vs Southwestern | 12/4/06 |
| Assists | 2, two times | |
| Steals | 4, vs Southwestern | 12/4/06 |
| Blocked Shots | 4, vs Southwestern | 12/4/06 |
| Minutes Played | 31, vs Missouri Western | 12/9/06 |

Career Miscellaneous

| | |
|--------------------------|----|
| Double Figure Scoring | 11 |
| So.-7 Jr.-4 | |
| Double Figure Rebounding | 5 |
| So.-1 Jr.-4 | |
| Games with 5+ Rebounds | 20 |
| So.-14 Jr.-6 | |
| Games with 5+ Assists | 0 |
| So.-0 Jr.-0 | |
| Double-Double Games | 5 |
| So.-1 Jr.-4 | |

Holmes' Career Stats

| YEAR | GP | GS | MIN | AVG | FG | FGA | PCT | 3FG | 3FGA | PCT | FT | FTA | PCT | OFF | DEF | TOT | AVG | PF | FO | A | TO | BLK | ST | PTS | AVG |
|---------|----|----|-----|------|----|-----|------|-----|------|------|----|-----|------|-----|-----|-----|-----|----|----|----|----|-----|----|-----|------|
| 2005-06 | 33 | 6 | 492 | 14.9 | 65 | 150 | .433 | 7 | 27 | .259 | 47 | 74 | .635 | 48 | 100 | 148 | 4.5 | 72 | 2 | 30 | 50 | 26 | 28 | 184 | 5.6 |
| 2006-07 | 6 | 6 | 134 | 22.3 | 26 | 52 | .500 | 4 | 6 | .667 | 11 | 16 | .688 | 16 | 38 | 54 | 9.0 | 16 | 0 | 6 | 19 | 7 | 9 | 67 | 11.2 |
| TOTAL | 39 | 12 | 626 | 16.1 | 91 | 202 | .450 | 11 | 33 | .333 | 58 | 90 | .644 | 64 | 138 | 202 | 5.2 | 88 | 2 | 36 | 69 | 33 | 37 | 251 | 6.4 |

1993, 2003, 2004, 2005, 2006 MIAA Champs • 2005 NCAA Champs



#5 K.G. Hellen

5-9 | Junior | Guard | Detroit, Mich. | Pershing HS | Barton County CC



| Opponent | Date | TOTAL | | | | 3-PTS | | | REBOUNDS | | | | | | | | | | | | | | | | Pts | Avg |
|--------------------------|----------|-------|-----|----|------|-------|-----|------|----------|----|------|-----|-----|-----|-----|-----|----|----|---|----|-----|-----|-----|--|-----|-----|
| | | GS | Min | FG | FGA | Pct | 3FG | FGA | Pct | FT | FTA | Pct | Off | Def | Tot | Avg | PF | FO | A | TO | Blk | Stl | | | | |
| vs Southwestern Oklahoma | 11/17/06 | 13 | 2 | 5 | .400 | 0 | 0 | .000 | 0 | 0 | .000 | 0 | 1 | 1 | 1.0 | 1 | 0 | 0 | 1 | 0 | 2 | 4 | 4.0 | | | |
| vs Cameron | 11/18/06 | 9 | 2 | 4 | .500 | 0 | 2 | .000 | 0 | 0 | .000 | 0 | 0 | 0 | 0.5 | 1 | 0 | 2 | 0 | 1 | 0 | 4 | 4.0 | | | |
| CAMERON | 11/24/06 | 8 | 4 | 6 | .667 | 0 | 0 | .000 | 0 | 0 | .000 | 1 | 1 | 2 | 1.0 | 1 | 0 | 1 | 1 | 0 | 1 | 8 | 5.3 | | | |
| LYNN | 11/25/06 | 14 | 2 | 5 | .400 | 0 | 1 | .000 | 1 | 2 | .500 | 1 | 2 | 3 | 1.5 | 4 | 0 | 0 | 1 | 0 | 3 | 5 | 5.3 | | | |
| SOUTHWESTERN (KAN.) | 12/04/06 | 8 | 1 | 2 | .500 | 0 | 0 | .000 | 0 | 0 | .000 | 1 | 1 | 2 | 1.6 | 0 | 0 | 0 | 0 | 0 | 1 | 2 | 4.6 | | | |

| | | | | | | | | | | | | | | | | | | | | | | | |
|--------|---|----|----|----|------|---|---|------|---|---|------|---|---|---|-----|---|---|---|---|---|---|----|-----|
| Totals | 0 | 52 | 11 | 22 | .500 | 0 | 3 | .000 | 1 | 2 | .500 | 3 | 5 | 8 | 1.6 | 7 | 0 | 3 | 3 | 1 | 7 | 23 | 4.6 |
|--------|---|----|----|----|------|---|---|------|---|---|------|---|---|---|-----|---|---|---|---|---|---|----|-----|

Games played: 5
Points/game: 4.6
FG Pct: 50.0
3FG Pct: 0.0
FT Pct: 50.0

Rebounds/game: 1.6
Assists/game: 0.6
Turnovers/game: 0.6
Assist/turnover ratio: 1.0
Steals/game: 1.4
Blocks/game: 0.2

Career Highs

| | | |
|---------------------|---------------|----------|
| Points | 8, vs Cameron | 11/24/06 |
| Field Goals | 4, vs Cameron | 11/24/06 |
| Field Goal Attempts | 6, vs Cameron | 11/24/06 |
| 3-Point Field Goals | - | |
| 3-Point Attempts | 2, vs Cameron | 11/18/06 |
| Free Throws | 1, vs Lynn | 11/25/06 |
| Free Throw Attempts | 1, vs Lynn | 11/25/06 |
| Rebounds | 3, vs Lynn | 11/25/06 |
| Assists | 2, vs Cameron | 11/18/06 |
| Steals | 3, vs Lynn | 11/25/06 |
| Blocked Shots | 1, vs Cameron | 11/18/06 |
| Minutes Played | 14, vs Lynn | 11/25/06 |

Season Highs

| | | |
|---------------------|---------------|----------|
| Points | 8, vs Cameron | 11/24/06 |
| Field Goals | 4, vs Cameron | 11/24/06 |
| Field Goal Attempts | 6, vs Cameron | 11/24/06 |
| 3-Point Field Goals | - | |
| 3-Point Attempts | 2, vs Cameron | 11/18/06 |
| Free Throws | 1, vs Lynn | 11/25/06 |
| Free Throw Attempts | 1, vs Lynn | 11/25/06 |
| Rebounds | 3, vs Lynn | 11/25/06 |
| Assists | 2, vs Cameron | 11/18/06 |
| Steals | 3, vs Lynn | 11/25/06 |
| Blocked Shots | 1, vs Cameron | 11/18/06 |
| Minutes Played | 14, vs Lynn | 11/25/06 |

Career Miscellaneous


| | |
|--------------------------|---|
| Double Figure Scoring | 0 |
| Jr.-0 | |
| Double Figure Rebounding | 0 |
| Jr.-0 | |
| Games with 5+ Rebounds | 0 |
| Jr.-0 | |
| Games with 5+ Assists | 0 |
| Jr.-0 | |
| Double-Double Games | 0 |
| Jr.-0 | |

Hellen's Career Stats

| YEAR | GP | GS | MIN | AVG | FG | FGA | PCT | 3FG | 3FGA | PCT | FT | FTA | PCT | OFF | DEF | TOT | AVG | PF | FO | A | TO | BLK | ST | PTS | AVG |
|---------|----|----|-----|------|----|-----|------|-----|------|------|----|-----|------|-----|-----|-----|-----|----|----|---|----|-----|----|-----|-----|
| 2006-07 | 5 | 0 | 52 | 10.4 | 11 | 22 | .500 | 0 | 3 | .000 | 1 | 2 | .500 | 3 | 5 | 8 | 1.6 | 7 | 0 | 3 | 3 | 1 | 7 | 23 | 4.6 |
| TOTAL | 5 | 0 | 52 | 10.4 | 11 | 22 | .500 | 0 | 3 | .000 | 1 | 2 | .500 | 3 | 5 | 8 | 1.6 | 7 | 0 | 3 | 3 | 1 | 7 | 23 | 4.6 |

#10 Jessica Aebi

5-7 | Senior | Guard | Enid, Okla. | Northeastern Okla. A&M | Enid HS



| Opponent | Date | GS | Min | TOTAL | | | 3-PTS | | | FT | FTA | Pct | REBOUNDS | | | | | | | | | | Pts | Avg |
|--------------------------|----------|----|-----|-------|-----|------|-------|-----|-------|----|-----|-------|----------|-----|-----|-----|----|----|---|----|-----|-----|-----|------|
| | | | | FG | FGA | Pct | 3FG | FGA | Pct | | | | Off | Def | Tot | Avg | PF | FO | A | TO | Blk | Stl | | |
| vs Southwestern Oklahoma | 11/17/06 | * | 22 | 3 | 5 | .600 | 2 | 3 | .667 | 0 | 0 | .000 | 0 | 2 | 2 | 2.0 | 1 | 0 | 6 | 0 | 0 | 4 | 8 | 8.0 |
| vs Cameron | 11/18/06 | * | 27 | 5 | 9 | .556 | 3 | 5 | .600 | 1 | 2 | .500 | 0 | 1 | 1 | 1.5 | 2 | 0 | 4 | 2 | 1 | 3 | 14 | 11.0 |
| CAMERON | 11/24/06 | * | 31 | 6 | 9 | .667 | 1 | 3 | .333 | 2 | 3 | .667 | 0 | 2 | 2 | 1.7 | 1 | 0 | 6 | 5 | 0 | 1 | 15 | 12.3 |
| LYNN | 11/25/06 | * | 22 | 2 | 5 | .400 | 1 | 1 | 1.000 | 3 | 4 | .750 | 0 | 0 | 0 | 1.3 | 2 | 0 | 5 | 2 | 0 | 1 | 8 | 11.3 |
| SOUTHWESTERN (KAN.) | 12/04/06 | * | 27 | 3 | 5 | .600 | 0 | 0 | .000 | 0 | 0 | .000 | 0 | 2 | 2 | 1.4 | 1 | 0 | 4 | 0 | 2 | 0 | 6 | 10.2 |
| MISSOURI WESTERN | 12/09/06 | * | 38 | 2 | 5 | .400 | 0 | 1 | .000 | 2 | 2 | 1.000 | 0 | 3 | 3 | 1.7 | 3 | 0 | 1 | 3 | 0 | 1 | 6 | 9.5 |

| | | | | | | | | | | | | | | | | | | | | | | | |
|--------|---|-----|----|----|------|---|----|------|---|----|------|---|----|----|-----|----|---|----|----|---|----|----|-----|
| Totals | 6 | 167 | 21 | 38 | .553 | 7 | 13 | .538 | 8 | 11 | .727 | 0 | 10 | 10 | 1.7 | 10 | 0 | 26 | 12 | 3 | 10 | 57 | 9.5 |
|--------|---|-----|----|----|------|---|----|------|---|----|------|---|----|----|-----|----|---|----|----|---|----|----|-----|

Games played: 6
Points/game: 9.5
FG Pct: 55.3
3FG Pct: 53.8
FT Pct: 72.7

Rebounds/game: 1.7
Assists/game: 4.3
Turnovers/game: 2.0
Assist/turnover ratio: 2.2
Steals/game: 1.7
Blocks/game: 0.5

Career Highs

| | | |
|-------------------------|--------------------------|----------|
| Points | 15, vs Cameron | 11/24/06 |
| Field Goals | 6, two times | |
| Field Goal Attempts | 10, vs Missouri Valley | 1/1/06 |
| Free Throws | 6, vs CSU-Stanislaus | 11/24/05 |
| Free Throw Attempts | 6, vs CSU-Stanislaus | 11/24/05 |
| Three-Point Field Goals | 4, vs St. Mary (Texas) | 3/10/06 |
| Three-Point Attempts | 5, vs Cameron | 11/18/06 |
| Rebounds | 3, three times | |
| Assists | 7, vs Benedictine | 12/14/05 |
| Steals | 4, vs Southwestern Okla. | 11/17/06 |
| Blocked Shots | 2, vs Southwestern | 12/4/06 |
| Minutes Played | 38, Missouri Western | 12/9/06 |

Season Highs

| | | |
|---------------------|--------------------------|----------|
| Points | 15, vs Cameron | 11/24/06 |
| Field Goals | 6, vs Cameron | 11/24/06 |
| Field Goal Attempts | 9, two times | |
| 3-Point Field Goals | 3, vs Cameron | 11/18/06 |
| 3-Point Attempts | 5, vs Cameron | 11/18/06 |
| Free Throws | 3, vs Lynn | 11/25/06 |
| Free Throw Attempts | 4, vs Lynn | 11/25/06 |
| Rebounds | 2, two times | |
| Assists | 6, two times | |
| Steals | 4, vs Southwestern Okla. | 11/17/06 |
| Blocked Shots | 2, vs Southwestern | 12/4/06 |
| Minutes Played | 38, Missouri Western | 12/9/06 |

Career Miscellaneous

| | |
|--------------------------|-------|
| Double Figure Scoring | 9 |
| Jr.-7 | Sr.-2 |
| Double Figure Rebounding | 0 |
| Jr.-0 | Sr.-0 |
| Games with 5+ Rebounds | 0 |
| Jr.-0 | Sr.-0 |
| Games with 5+ Assists | 6 |
| Jr.-3 | Sr.-3 |
| Double-Double Games | 0 |
| Jr.-0 | Sr.-0 |

Aebi's Career Stats

| YEAR | GP | GS | MIN | AVG | FG | FGA | PCT | 3FG | 3FGA | PCT | FT | FTA | PCT | OFF | DEF | TOT | AVG | PF | FO | A | TO | BLK | ST | PTS | AVG |
|---------|----|----|-----|------|----|-----|------|-----|------|------|----|-----|------|-----|-----|-----|-----|----|----|----|----|-----|----|-----|-----|
| 2005-06 | 33 | 0 | 459 | 13.9 | 57 | 116 | .491 | 23 | 54 | .426 | 23 | 29 | .793 | 3 | 31 | 34 | 1.0 | 23 | 0 | 52 | 38 | 3 | 22 | 160 | 4.8 |
| 2006-07 | 6 | 6 | 167 | 27.8 | 21 | 38 | .553 | 7 | 13 | .538 | 8 | 11 | .727 | 0 | 10 | 10 | 1.7 | 10 | 0 | 26 | 12 | 3 | 10 | 57 | 9.5 |
| TOTAL | 39 | 6 | 626 | 16.1 | 78 | 154 | .506 | 30 | 67 | .448 | 31 | 40 | .775 | 3 | 41 | 44 | 1.1 | 33 | 0 | 78 | 50 | 6 | 32 | 217 | 5.6 |

1993, 2003, 2004, 2005, 2006 MIAA Champs • 2005 NCAA Champs

A horizontal collage of basketball-related images. On the left, a large basketball is partially visible. Next to it are several action shots of female basketball players in white uniforms with 'WESTERN' on the front, dribbling and passing the ball. To the right is a group photo of a basketball team in white uniforms, standing in front of a dark background. On the far right, a crowd of fans is shown cheering, with some holding up signs and cameras.

6-2 | Sophomore | Forward | Rio de Janero, Brazil | Southeastern Illinois



| Opponent | Date | TOTAL | | | | | 3-PTS | | | | | REBOUNDS | | | | | | | | | | | | |
|--------------------------|----------|-------|-----|----|-------|-------|-------|------|------|----|------|----------|-----|-----|-----|-----|----|----|---|----|-----|-----|-----|-----|
| | | GS | Min | FG | FGA | Pct | 3FG | FGA | Pct | FT | FTA | Pct | Off | Def | Tot | Avg | PF | FO | A | TO | Blk | Sd | Pts | Avg |
| vs Southwestern Oklahoma | 11/17/06 | 13 | 1 | 3 | 7 | 1,000 | 0 | 0 | .000 | 1 | 2 | .500 | 0 | 2 | 2 | 2.0 | 1 | 0 | 1 | 0 | 0 | 3 | 3.0 | |
| vs Cameron | 11/18/06 | 10 | 3 | 7 | 429 | 0 | 0 | .000 | 4 | 5 | .800 | 2 | 3 | 5 | 3.5 | 2 | 0 | 0 | 1 | 0 | 0 | 10 | 6.5 | |
| CAMERON | 11/24/06 | 14 | 1 | 5 | 200 | 0 | 0 | .000 | 5 | 8 | .625 | 1 | 3 | 4 | 3.7 | 5 | 1 | 1 | 0 | 0 | 0 | 7 | 7.7 | |
| LYNN | 11/25/06 | 18 | 4 | 9 | 444 | 0 | 0 | .000 | 2 | 3 | .667 | 2 | 3 | 5 | 4.0 | 2 | 0 | 1 | 0 | 1 | 1 | 10 | 7.5 | |
| SOUTHWESTERN (KAN.) | 12/04/06 | 13 | 1 | 7 | 143 | 0 | 0 | .000 | 0 | 2 | .000 | 2 | 3 | 5 | 4.2 | 3 | 0 | 1 | 0 | 0 | 2 | 6.4 | | |
| MISSOURI WESTERN | 12/09/06 | 2 | 1 | 1 | 1,000 | 0 | 0 | .000 | 0 | 0 | .000 | 1 | 0 | 1 | 3.7 | 0 | 0 | 0 | 0 | 1 | 0 | 2 | 5.7 | |
| Totals | | 0 | 70 | 11 | 30 | .367 | 0 | 0 | .000 | 12 | 20 | .600 | 8 | 14 | 22 | 3.7 | 13 | 1 | 3 | 3 | 2 | 1 | 34 | 5.7 |

| |
|------------------|
| Games played: 6 |
| Points/game: 5.7 |
| FG Pct: 36.7 |
| FT Pct: 60.0 |

Rebounds/game: 3.7
Assists/game: 0.5
Turnovers/game: 0.5
Assist/turnover ratio: 1.0
Steals/game: 0.2
Blocks/game: 0.3

Career Highs

| | | |
|---------------------|----------------|----------|
| Points | 10, two times | |
| Field Goals | 4, vs Lynn | 11/25/06 |
| Field Goal Attempts | 9, vs Lynn | 11/25/06 |
| 3-Point Field Goals | - | |
| 3-Point Attempts | - | |
| Free Throws | 5, vs Cameron | 11/24/06 |
| Free Throw Attempts | 8, vs Cameron | 11/24/06 |
| Rebounds | 5, three times | |
| Assists | 1, three times | |
| Steals | 1, vs Lynn | 11/25/06 |
| Blocked Shots | 1, vs Lynn | 11/25/06 |
| Minutes Played | 18, vs Lynn | 11/25/06 |

Season Highs

| | | |
|---------------------|----------------|----------|
| Points | 10, two times | |
| Field Goals | 4, vs Lynn | 11/25/06 |
| Field Goal Attempts | 9, vs Lynn | 11/25/06 |
| 3-Point Field Goals | - | |
| 3-Point Attempts | - | |
| Free Throws | 5, vs Cameron | 11/24/06 |
| Free Throw Attempts | 8, vs Cameron | 11/24/06 |
| Rebounds | 5, three times | |
| Assists | 1, three times | |
| Steals | 1, vs Lynn | 11/25/06 |
| Blocked Shots | 1, vs Lynn | 11/25/06 |
| Minutes Played | 18, vs Lynn | 11/25/06 |

Career Miscellaneous

| | |
|---------------------------------|----------|
| Double Figure Scoring | 2 |
| So.-2 | |
| Double Figure Rebounding | 0 |
| So.-0 | |
| Games with 5+ Rebounds | 3 |
| So.-3 | |
| Games with 5+ Assists | 0 |
| So.-0 | |
| Double-Double Games | 0 |
| So.-0 | |

Germano's Career Stats

| YEAR | GP | GS | MIN | AVG | FG | FGA | PCT | 3FG | 3FGA | PCT | FT | FTA | PCT | OFF | DEF | TOT | AVG | PF | FO | A | TO | BLK | ST | PTS | AVG |
|---------|----|----|-----|------|----|-----|------|-----|------|------|----|-----|------|-----|-----|-----|-----|----|----|---|----|-----|----|-----|-----|
| 2006-07 | 6 | 0 | 70 | 11.7 | 11 | 30 | .367 | 0 | 0 | .000 | 12 | 20 | .600 | 8 | 14 | 22 | 3.7 | 13 | 1 | 3 | 3 | 2 | 1 | 34 | 5.7 |
| TOTAL | 6 | 0 | 70 | 11.7 | 11 | 30 | .367 | 0 | 0 | .000 | 12 | 20 | .600 | 8 | 14 | 22 | 3.7 | 13 | 1 | 3 | 3 | 2 | 1 | 34 | 5.7 |

#13 Jessica Mainz

5-9 | Sophomore | Guard | Topeka, Kan. | Shawnee Heights HS



| Opponent | Date | TOTAL | | | | | 3-PTS | | | REBOUNDS | | | | | | | | | | | | | | |
|--------------------------|----------|-------|-----|----|-------|------|-------|------|------|----------|-------|------|-----|-----|-----|-----|----|----|----|----|-----|-----|-----|-----|
| | | GS | Min | FG | FGA | Pct | 3FG | FGA | Pct | FT | FTA | Pct | Off | Def | Tot | Avg | PF | FO | A | TO | Blk | Sd | Pts | Avg |
| vs Southwestern Oklahoma | 11/17/06 | 13 | 0 | 0 | 0 | .000 | 0 | 0 | .000 | 0 | 0 | .000 | 0 | 1 | 1 | 1.0 | 2 | 0 | 5 | 0 | 0 | 2 | 0 | 0.0 |
| vs Cameron | 11/18/06 | 16 | 1 | 2 | 500 | 0 | 0 | .000 | 1 | 2 | 500 | 0 | 1 | 1 | 1.0 | 2 | 0 | 1 | 1 | 0 | 0 | 0 | 3 | 1.5 |
| CAMERON | 11/24/06 | 13 | 1 | 1 | 1,000 | 0 | 0 | .000 | 3 | 3 | 1,000 | 0 | 1 | 1 | 1.0 | 1 | 0 | 0 | 0 | 0 | 1 | 5 | 2.7 | |
| LYNN | 11/25/06 | 17 | 2 | 4 | 500 | 0 | 0 | .000 | 4 | 4 | 1,000 | 0 | 4 | 4 | 1.8 | 1 | 0 | 3 | 0 | 0 | 0 | 0 | 8 | 4.0 |
| SOUTHWESTERN (KAN.) | 12/04/06 | 13 | 2 | 2 | 1,000 | 0 | 0 | .000 | 0 | 1 | .000 | 0 | 2 | 2 | 1.8 | 1 | 0 | 2 | 1 | 0 | 1 | 4 | 4.0 | |
| MISSOURI WESTERN | 12/09/06 | 19 | 1 | 3 | .333 | 0 | 0 | .000 | 2 | 2 | 1,000 | 1 | 0 | 1 | 1.7 | 0 | 0 | 0 | 0 | 1 | 4 | 4.0 | | |
| Totals | | 0 | 91 | 7 | 12 | .583 | 0 | 0 | .000 | 10 | 12 | .833 | 1 | 9 | 10 | 1.7 | 7 | 0 | 11 | 2 | 0 | 5 | 24 | 4.0 |

| |
|------------------|
| Games played: 6 |
| Points/game: 4.0 |
| FG Pct: 58.3 |
| FT Pct: 83.3 |

| |
|----------------------------|
| Rebounds/game: 1.7 |
| Assists/game: 1.8 |
| Turnovers/game: 0.3 |
| Assist/turnover ratio: 5.5 |
| Steals/game: 0.8 |

Career Highs

| | | |
|-------------------------|--------------------------|----------|
| Points | 13, vs Missouri Valley | 1/1/06 |
| Field Goals | 5, vs Missouri Valley | 1/1/06 |
| Field Goal Attempts | 6, vs Missouri Valley | 1/1/06 |
| Free Throws | 4, vs Lynn | 11/25/06 |
| Free Throw Attempts | 4, three times | |
| Three-Point Field Goals | - | |
| Three-Point Attempts | 1, three times | |
| Rebounds | 6, vs Okla. Panhandle | 11/30/05 |
| Assists | 5, vs Southwestern Okla. | 11/17/06 |
| Steals | 5, vs Missouri Valley | 1/1/06 |
| Blocked Shots | 1, two times | |
| Minutes Played | 19, two times | |

Season Highs

| | | |
|---------------------|--------------------------|----------|
| Points | 8, vs Lynn | 11/25/06 |
| Field Goals | 2, vs Lynn | 11/25/06 |
| Field Goal Attempts | 4, vs Lynn | 11/25/06 |
| 3-Point Field Goals | - | |
| 3-Point Attempts | - | |
| Free Throws | 4, vs Lynn | 11/25/06 |
| Free Throw Attempts | 4, vs Lynn | 11/25/06 |
| Rebounds | 4, vs Lynn | 11/25/06 |
| Assists | 5, vs Southwestern Okla. | 11/17/06 |
| Steals | 2, vs Southwestern Okla. | 11/17/06 |
| Blocked Shots | - | |
| Minutes Played | 19, Missouri Western | 12/9/06 |

Career Miscellaneous

| | |
|---------------------------------|----------|
| Double Figure Scoring | 2 |
| Fr.-2 | So.-0 |
| Double Figure Rebounding | 0 |
| Fr.-0 | So.-0 |
| Games with 5+ Rebounds | 1 |
| Fr.-1 | So.-0 |
| Games with 5+ Assists | 4 |
| Fr.-3 | So.-1 |
| Double-Double Games | 0 |
| Fr.-0 | So.-0 |

Mainz's Career Stats

| YEAR | GP | GS | MIN | AVG | FG | FGA | PCT | 3FG | 3FGA | PCT | FT | FTA | PCT | OFF | DEF | TOT | AVG | PF | F0 | A | T0 | BLK | ST | PTS | AVG |
|---------|----|----|-----|------|----|-----|------|-----|------|------|----|-----|------|-----|-----|-----|-----|----|----|----|----|-----|----|-----|-----|
| 2005-06 | 22 | 0 | 186 | 8.5 | 19 | 34 | .559 | 0 | 3 | .000 | 16 | 22 | .727 | 20 | 23 | 43 | 2.0 | 10 | 0 | 19 | 8 | 2 | 22 | 54 | 2.5 |
| 2006-07 | 6 | 0 | 91 | 15.2 | 7 | 12 | .583 | 0 | 0 | .000 | 10 | 12 | .833 | 1 | 9 | 10 | 1.7 | 7 | 0 | 11 | 2 | 0 | 5 | 24 | 4.0 |
| TOTAL | 28 | 0 | 277 | 9.9 | 26 | 46 | .565 | 0 | 3 | .000 | 26 | 34 | .765 | 21 | 32 | 53 | 1.9 | 17 | 0 | 30 | 10 | 2 | 27 | 78 | 2.8 |

1993, 2003, 2004, 2005, 2006 MLAA Champs • 2005 NCAA Champs

#15 Nikki Holmes

5-10 | Senior | Guard | Arlington, Texas | Tyler JC



| Opponent | Date | TOTAL | | | | 3-PTS | | Pct | FT | FTA | Pct | REBOUNDS | | | | PF | FO | A | TO | Blk | Stl | Pts | Avg |
|----------------------------|----------|-------|-----|----|-------|-------|-----|------|------|-----|------|----------|-----|-----|-----|-----|----|---|----|-----|-----|-----|-----|
| | | GS | Min | FG | FGA | Pct | 3FG | | | | | FGA | Off | Def | Tot | | | | | | | | |
| vs Southwestern Oklahoma | 11/17/06 | 8 | 1 | 4 | .250 | 0 | 1 | .000 | 0 | 0 | .000 | 1 | 2 | 3 | 3.0 | 0 | 0 | 0 | 0 | 0 | 0 | 2 | 2.0 |
| vs CAMERON | 11/18/06 | 10 | 3 | 5 | .600 | 2 | 4 | .500 | 1 | 3 | .333 | 1 | 1 | 2 | 2.5 | 1 | 0 | 1 | 0 | 0 | 0 | 9 | 5.5 |
| CAMERON | 11/24/06 | 14 | 2 | 7 | .286 | 1 | 5 | .200 | 1 | 2 | .500 | 2 | 2 | 4 | 3.0 | 2 | 0 | 1 | 4 | 0 | 2 | 6 | 5.7 |
| SOUTHWESTERN (KAN.) | 12/04/06 | 10 | 1 | 4 | .250 | 0 | 1 | .000 | 0 | 0 | .000 | 1 | 2 | 3 | 3.0 | 1 | 0 | 0 | 2 | 2 | 0 | 2 | 4.8 |
| MISSOURI WESTERN | 12/09/06 | 2 | 1 | 1 | 1.000 | 0 | 0 | .000 | 0 | 0 | .000 | 0 | 0 | 0 | 2.4 | 1 | 0 | 0 | 1 | 0 | 0 | 2 | 4.2 |
| Totals | | 0 | 44 | 8 | 21 | .381 | 3 | 11 | .273 | 2 | 5 | .400 | 5 | 7 | 12 | 2.4 | 5 | 0 | 2 | 7 | 2 | 21 | 4.2 |
| Games played: 5 | | | | | | | | | | | | | | | | | | | | | | | |
| Points/game: 4.2 | | | | | | | | | | | | | | | | | | | | | | | |
| FG Pct: 38.1 | | | | | | | | | | | | | | | | | | | | | | | |
| 3FG Pct: 27.3 | | | | | | | | | | | | | | | | | | | | | | | |
| FT Pct: 40.0 | | | | | | | | | | | | | | | | | | | | | | | |
| Rebounds/game: 2.4 | | | | | | | | | | | | | | | | | | | | | | | |
| Assists/game: 0.4 | | | | | | | | | | | | | | | | | | | | | | | |
| Turnovers/game: 1.4 | | | | | | | | | | | | | | | | | | | | | | | |
| Assist/turnover ratio: 0.3 | | | | | | | | | | | | | | | | | | | | | | | |
| Steals/game: 0.4 | | | | | | | | | | | | | | | | | | | | | | | |
| Blocks/game: 0.4 | | | | | | | | | | | | | | | | | | | | | | | |

Career Highs

| | | |
|---------------------|--------------------|----------|
| Points | 9, vs Cameron | 11/18/06 |
| Field Goals | 3, vs Cameron | 11/18/06 |
| Field Goal Attempts | 7, vs Cameron | 11/24/06 |
| 3-Point Field Goals | 2, vs Cameron | 11/18/06 |
| 3-Point Attempts | 5, vs Cameron | 11/24/06 |
| Free Throws | 1, vs Cameron | 11/24/06 |
| Free Throw Attempts | 3, vs Cameron | 11/18/06 |
| Rebounds | 4, vs Cameron | 11/24/06 |
| Assists | 1, two times | |
| Steals | 2, vs Cameron | 11/24/06 |
| Blocked Shots | 2, vs Southwestern | 12/4/06 |
| Minutes Played | 14, vs Cameron | 11/24/06 |

Season Highs

| | | |
|---------------------|--------------------|----------|
| Points | 9, vs Cameron | 11/18/06 |
| Field Goals | 3, vs Cameron | 11/18/06 |
| Field Goal Attempts | 7, vs Cameron | 11/24/06 |
| 3-Point Field Goals | 2, vs Cameron | 11/18/06 |
| 3-Point Attempts | 5, vs Cameron | 11/24/06 |
| Free Throws | 1, vs Cameron | 11/24/06 |
| Free Throw Attempts | 3, vs Cameron | 11/18/06 |
| Rebounds | 4, vs Cameron | 11/24/06 |
| Assists | 1, two times | |
| Steals | 2, vs Cameron | 11/24/06 |
| Blocked Shots | 2, vs Southwestern | 12/4/06 |
| Minutes Played | 14, vs Cameron | 11/24/06 |

Career Miscellaneous

| | |
|--------------------------|---|
| Double Figure Scoring | 0 |
| Sr.-0 | |
| Double Figure Rebounding | 0 |
| Sr.-0 | |
| Games with 5+ Rebounds | 0 |
| Sr.-0 | |
| Games with 5+ Assists | 0 |
| Sr.-0 | |
| Double-Double Games | 0 |
| Sr.-0 | |

Holmes' Career Stats

| YEAR | GP | GS | MIN | AVG | FG | FGA | PCT | 3FG | 3FGA | PCT | FT | FTA | PCT | OFF | DEF | TOT | AVG | PF | FO | A | TO | BLK | ST | PTS | AVG |
|---------|----|----|-----|-----|----|-----|------|-----|------|------|----|-----|------|-----|-----|-----|-----|----|----|---|----|-----|----|-----|-----|
| 2006-07 | 5 | 0 | 44 | 8.8 | 8 | 21 | .381 | 3 | 11 | .273 | 2 | 5 | .400 | 5 | 7 | 12 | 2.4 | 5 | 0 | 2 | 7 | 2 | 2 | 21 | 4.2 |
| TOTAL | 5 | 0 | 44 | 8.8 | 8 | 21 | .381 | 3 | 11 | .273 | 2 | 5 | .400 | 5 | 7 | 12 | 2.4 | 5 | 0 | 2 | 7 | 2 | 2 | 21 | 4.2 |

#20 Holly Henrichs

5-5 | Senior | Guard | Dodge City, Kan. | Dodge City HS



| Opponent | Date | TOTAL | | | | 3-PTS | | | REBOUNDS | | | | | | | | | | | PF | FO | A | TO | Blk | Stl | Pts | Avg |
|--------------------------|----------|-------|-----|----|-------|-------|-----|-------|----------|----|------|------|-----|-----|-----|-----|---|---|---|----|----|-----|-----|-----|-----|-----|-----|
| | | GS | Min | FG | FGA | Pct | 3FG | FGA | Pct | FT | FTA | Pct | Off | Def | Tot | Avg | | | | | | | | | | | |
| vs Southwestern Oklahoma | 11/17/06 | 7 | 1 | 1 | 1.000 | 1 | 1 | 1.000 | 0 | 0 | .000 | 0 | 0 | 0 | 0.0 | 2 | 0 | 1 | 0 | 0 | 3 | 3.0 | | | | | |
| vs Cameron | 11/18/06 | 3 | 0 | 0 | .000 | 0 | 0 | .000 | 0 | 0 | .000 | 0 | 0 | 0 | 0.0 | 0 | 0 | 1 | 0 | 0 | 0 | 1.5 | | | | | |
| CAMERON | 11/24/06 | 4 | 0 | 0 | .000 | 0 | 0 | .000 | 0 | 0 | .000 | 0 | 0 | 0 | 0.0 | 1 | 0 | 1 | 0 | 0 | 0 | 1.0 | | | | | |
| LYNN | 11/25/06 | 7 | 0 | 0 | .000 | 0 | 0 | .000 | 0 | 0 | .000 | 0 | 0 | 0 | 0.0 | 0 | 0 | 0 | 0 | 0 | 0 | 0.8 | | | | | |
| SOUTHWESTERN (KAN.) | 12/04/06 | 2 | 0 | 0 | .000 | 0 | 0 | .000 | 0 | 0 | .000 | 0 | 0 | 0 | 0.0 | 0 | 0 | 0 | 0 | 0 | 0 | 0.6 | | | | | |
| Totals | | 0 | 23 | 1 | 1 | 1.000 | 1 | 1 | 1.000 | 0 | 0 | .000 | 0 | 0 | 0 | 0.0 | 3 | 0 | 1 | 2 | 0 | 3 | 0.6 | | | | |
| Games played: 5 | | | | | | | | | | | | | | | | | | | | | | | | | | | |
| Points/game: 0.6 | | | | | | | | | | | | | | | | | | | | | | | | | | | |
| FG Pct: 100.0 | | | | | | | | | | | | | | | | | | | | | | | | | | | |
| 3FG Pct: 100.0 | | | | | | | | | | | | | | | | | | | | | | | | | | | |

Games played: 5
Points/game: 0.6
FG Pct: 100.0
3FG Pct: 100.0

Assists/game: 0.2

Turnovers/game: 0.4

Assist/turnover ratio: 0.5

Career Highs

| | | |
|-------------------------|-------------------------|----------|
| Points | 5, two times | |
| Field Goals | 1, nine times | |
| Field Goal Attempts | 2, vs Pittsburg State | 1/18/06 |
| Free Throws | 4, vs Southwest Baptist | 1/19/05 |
| Free Throw Attempts | 6, vs Southwest Baptist | 1/19/05 |
| Three-Point Field Goals | 1, two times | |
| Three-Point Attempts | 1, seven times | |
| Rebounds | 2, vs Truman State | 1/17/04 |
| Assists | 1, 11 times | |
| Steals | 1, eight times | |
| Blocked Shots | 1, two times | |
| Minutes Played | 8, vs Baker | 11/29/03 |

Season Highs

| | | |
|---------------------|--------------------------|----------|
| Points | 3, vs Southwestern Okla. | 11/17/06 |
| Field Goals | 1, vs Southwestern Okla. | 11/17/06 |
| Field Goal Attempts | 1, vs Southwestern Okla. | 11/17/06 |
| 3-Point Field Goals | 1, vs Southwestern Okla. | 11/17/06 |
| 3-Point Attempts | 1, vs Southwestern Okla. | 11/17/06 |
| Free Throws | - | |
| Free Throw Attempts | - | |
| Rebounds | - | |
| Assists | 1, vs Cameron | 11/18/06 |
| Steals | - | |
| Blocked Shots | - | |
| Minutes Played | 7, two times | |

Career Miscellaneous

| | | | |
|---------------------------------|-------|----------|-------|
| Double Figure Scoring | | 0 | |
| Fr.-0 | So.-0 | Jr.-0 | Sr.-0 |
| Double Figure Rebounding | | 0 | |
| Fr.-0 | So.-0 | Jr.-0 | Sr.-0 |
| Games with 5+ Rebounds | | 0 | |
| Fr.-0 | So.-0 | Jr.-0 | Sr.-0 |
| Games with 5+ Assists | | 0 | |
| Fr.-0 | So.-0 | Jr.-0 | Sr.-0 |
| Double-Double Games | | 0 | |
| Fr.-0 | So.-0 | Jr.-0 | Sr.-0 |

Henrichs' Career Stats

| YEAR | GP | GS | MIN | AVG | FG | FGA | PCT | 3FG | 3FGA | PCT | FT | FTA | PCT | OFF | DEF | TOT | AVG | PF | FO | A | TO | BLK | ST | PTS | AVG |
|---------|----|----|-----|-----|----|-----|-------|-----|------|-------|----|-----|------|-----|-----|-----|-----|----|----|----|----|-----|----|-----|-----|
| 2003-04 | 15 | 0 | 48 | 3.2 | 3 | 8 | .375 | 2 | 5 | .400 | 0 | 0 | .000 | 1 | 3 | 4 | 0.3 | 6 | 0 | 4 | 5 | 1 | 2 | 8 | 0.5 |
| 2004-05 | 21 | 0 | 52 | 2.5 | 3 | 6 | .500 | 0 | 1 | .000 | 4 | 7 | .571 | 0 | 4 | 4 | 0.2 | 4 | 0 | 5 | 9 | 0 | 3 | 10 | 0.5 |
| 2005-06 | 19 | 0 | 59 | 3.1 | 2 | 6 | .333 | 0 | 2 | .000 | 5 | 12 | .417 | 0 | 2 | 2 | 0.1 | 5 | 0 | 2 | 6 | 1 | 3 | 9 | 0.5 |
| 2006-07 | 5 | 0 | 23 | 4.6 | 1 | 1 | 1.000 | 1 | 1 | 1.000 | 0 | 0 | .000 | 0 | 0 | 0 | 0.0 | 3 | 0 | 1 | 2 | 0 | 0 | 3 | 0.6 |
| TOTAL | 60 | 0 | 182 | 3.0 | 9 | 21 | .429 | 3 | 9 | .333 | 9 | 19 | .474 | 1 | 9 | 10 | 0.2 | 18 | 0 | 12 | 22 | 2 | 8 | 30 | 0.5 |

1993, 2003, 2004, 2005, 2006 MIAA Champs • 2005 NCAA Champs



#21 Corkey Stiger

5-9 | Junior | Guard | Hopkinsville, Ky. | Trinity Valley CC | Christian County HS



| Opponent | Date | GS | Min | TOTAL | | | 3-PTS | | | FT | FTA | Pct | REBOUNDS | | | | PF | FO | A | TO | Blk | Stl | Pts | Avg |
|--------------------------|----------|----|-----|-------|------|------|-------|------|------|----|-------|------|----------|-----|-----|-----|----|----|----|----|-----|-----|------|------|
| | | | | FG | FGA | Pct | 3FG | FGA | Pct | | | | Off | Def | Tot | Avg | | | | | | | | |
| vs Southwestern Oklahoma | 11/17/06 | 22 | 5 | 12 | .417 | 2 | 6 | .333 | 1 | 2 | .500 | 0 | 0 | 0 | 0.0 | 2 | 0 | 1 | 1 | 0 | 1 | 13 | 13.0 | |
| vs Cameron | 11/18/06 | 27 | 4 | 9 | .444 | 2 | 6 | .333 | 7 | 7 | 1.000 | 2 | 2 | 4 | 2.0 | 3 | 0 | 4 | 2 | 0 | 0 | 17 | 15.0 | |
| CAMERON | 11/24/06 | 18 | 6 | 11 | .545 | 1 | 5 | .200 | 3 | 4 | .750 | 0 | 0 | 0 | 1.3 | 2 | 0 | 3 | 2 | 0 | 0 | 16 | 15.3 | |
| LYNN | 11/25/06 | 22 | 3 | 10 | .300 | 1 | 5 | .200 | 0 | 0 | .000 | 1 | 2 | 3 | 1.8 | 3 | 0 | 4 | 1 | 0 | 4 | 7 | 13.3 | |
| SOUTHWESTERN (KAN.) | 12/04/06 | 19 | 3 | 8 | .375 | 3 | 4 | .750 | 0 | 0 | .000 | 0 | 1 | 1 | 1.6 | 0 | 0 | 1 | 0 | 0 | 1 | 9 | 12.4 | |
| MISSOURI WESTERN | 12/09/06 | 21 | 6 | 16 | .375 | 2 | 6 | .333 | 0 | 2 | .000 | 1 | 2 | 3 | 1.8 | 0 | 0 | 8 | 6 | 0 | 4 | 14 | 12.7 | |
| Totals | | 0 | 129 | 27 | 66 | .409 | 11 | 32 | .344 | 11 | 15 | .733 | 4 | 7 | 11 | 1.8 | 10 | 0 | 21 | 12 | 0 | 10 | 76 | 12.7 |

| | | | | | | | | | | | | | | | | | | | | | | | |
|--------|---|-----|----|----|------|----|----|------|----|----|------|---|---|----|-----|----|---|----|----|---|----|----|------|
| Totals | 0 | 129 | 27 | 66 | .409 | 11 | 32 | .344 | 11 | 15 | .733 | 4 | 7 | 11 | 1.8 | 10 | 0 | 21 | 12 | 0 | 10 | 76 | 12.7 |
|--------|---|-----|----|----|------|----|----|------|----|----|------|---|---|----|-----|----|---|----|----|---|----|----|------|

Games played: 6
Points/game: 12.7
FG Pct: .40.9
3FG Pct: 34.4
FT Pct: 73.3

Rebounds/game: 1.8
Assists/game: 3.5
Turnovers/game: 2.0
Assist/turnover ratio: 1.8
Steals/game: 1.7

Career Highs

| | | |
|---------------------|----------------------|----------|
| Points | 17, vs Cameron | 11/18/06 |
| Field Goals | 6, vs Cameron | 11/18/06 |
| Field Goal Attempts | 16, Missouri Western | 12/9/06 |
| 3-Point Field Goals | 2, vs Cameron | 11/18/06 |
| 3-Point Attempts | 6, vs Cameron | 11/18/06 |
| Free Throws | 7, vs Cameron | 11/18/06 |
| Free Throw Attempts | 7, vs Cameron | 11/18/06 |
| Rebounds | 4, vs Cameron | 11/18/06 |
| Assists | 8, Missouri Western | 12/9/06 |
| Steals | 4, two times | |
| Blocked Shots | - | |
| Minutes Played | 27, vs Cameron | 11/18/06 |

Season Highs

| | | |
|---------------------|----------------------|----------|
| Points | 17, vs Cameron | 11/18/06 |
| Field Goals | 6, vs Cameron | 11/18/06 |
| Field Goal Attempts | 16, Missouri Western | 12/9/06 |
| 3-Point Field Goals | 2, vs Cameron | 11/18/06 |
| 3-Point Attempts | 6, vs Cameron | 11/18/06 |
| Free Throws | 7, vs Cameron | 11/18/06 |
| Free Throw Attempts | 7, vs Cameron | 11/18/06 |
| Rebounds | 4, vs Cameron | 11/18/06 |
| Assists | 8, Missouri Western | 12/9/06 |
| Steals | 4, two times | |
| Blocked Shots | - | |
| Minutes Played | 27, vs Cameron | 11/18/06 |

Career Miscellaneous

| | |
|--------------------------|---|
| Double Figure Scoring | 4 |
| Jr.-4 | |
| Double Figure Rebounding | 0 |
| Jr.-0 | |
| Games with 5+ Rebounds | 0 |
| Jr.-0 | |
| Games with 5+ Assists | 1 |
| Jr.-1 | |
| Double-Double Games | 0 |
| Jr.-0 | |

Stiger's Career Stats

| YEAR | GP | GS | MIN | AVG | FG | FGA | PCT | 3FG | 3FGA | PCT | FT | FTA | PCT | OFF | DEF | TOT | AVG | PF | FO | A | TO | BLK | ST | PTS | AVG |
|---------|----|----|-----|------|----|-----|------|-----|------|------|----|-----|------|-----|-----|-----|-----|----|----|----|----|-----|----|-----|------|
| 2006-07 | 6 | 0 | 129 | 21.5 | 27 | 66 | .409 | 11 | 32 | .344 | 11 | 15 | .733 | 4 | 7 | 11 | 1.8 | 10 | 0 | 21 | 12 | 0 | 10 | 76 | 12.7 |
| TOTAL | 6 | 0 | 129 | 21.5 | 27 | 66 | .409 | 11 | 32 | .344 | 11 | 15 | .733 | 4 | 7 | 11 | 1.8 | 10 | 0 | 21 | 12 | 0 | 10 | 76 | 12.7 |

#23 Stephanie Wittman

5-10 | Sophomore | Guard | Salina, Kan. | Sacred Heart HS



| Opponent | Date | TOTAL | | | | | | 3-PTS | | | REBOUNDS | | | | | | | | | | | | | |
|--------------------------|----------|-------|-----|----|------|------|-----|-------|------|----|----------|------|-----|-----|-----|-----|----|----|---|----|-----|-----|-----|-----|
| | | GS | Min | FG | FGA | Pct | 3FG | FGA | Pct | FT | FTA | Pct | Off | Def | Tot | Avg | PF | FO | A | TO | Blk | Stl | Pts | Avg |
| vs Southwestern Oklahoma | 11/17/06 | 6 | 0 | 2 | .000 | 0 | 1 | .000 | 0 | 0 | .000 | 2 | 0 | 2 | 2.0 | 0 | 0 | 0 | 0 | 1 | 0 | 0 | 0.0 | |
| vs Cameron | 11/18/06 | 2 | 0 | 1 | .000 | 0 | 1 | .000 | 0 | 0 | .000 | 0 | 0 | 0 | 1.0 | 0 | 0 | 0 | 0 | 0 | 0 | 0 | 0.0 | |
| CAMERON | 11/24/06 | 4 | 0 | 1 | .000 | 0 | 0 | .000 | 1 | 2 | .500 | 0 | 0 | 0 | 0.7 | 0 | 0 | 1 | 0 | 0 | 0 | 1 | 0.3 | |
| LYNN | 11/25/06 | 8 | 0 | 1 | .000 | 0 | 1 | .000 | 0 | 0 | .000 | 0 | 2 | 2 | 1.0 | 0 | 0 | 1 | 1 | 0 | 0 | 0 | 0.3 | |
| SOUTHWESTERN (KAN.) | 12/04/06 | 2 | 1 | 2 | .500 | 0 | 0 | .000 | 0 | 0 | .000 | 0 | 0 | 0 | 0.8 | 0 | 0 | 0 | 0 | 1 | 1 | 2 | 0.6 | |
| Totals | | 0 | 22 | 1 | 7 | .143 | 0 | 3 | .000 | 1 | 2 | .500 | 2 | 2 | 4 | 0.8 | 0 | 0 | 2 | 1 | 2 | 1 | 3 | 0.6 |

| | | | | | | | | | | | | | | | | | | | | | | | |
|--------|---|----|---|---|------|---|---|------|---|---|------|---|---|---|-----|---|---|---|---|---|---|---|-----|
| Totals | 0 | 22 | 1 | 7 | .143 | 0 | 3 | .000 | 1 | 2 | .500 | 2 | 2 | 4 | 0.8 | 0 | 0 | 2 | 1 | 2 | 1 | 3 | 0.6 |
|--------|---|----|---|---|------|---|---|------|---|---|------|---|---|---|-----|---|---|---|---|---|---|---|-----|

Games played: 5
Points/game: 0.6
FG Pct: 14.3
3FG Pct: 0.0
FT Pct: 50.0

Rebounds/game: 0.8
Assists/game: 0.4
Turnovers/game: 0.2
Assist/turnover ratio: 2.0
Steals/game: 0.2
Blocks/game: 0.4

Career Highs

| | | |
|-------------------------|--------------------------|----------|
| Points | 7, vs Missouri Valley | 1/1/06 |
| Field Goals | 3, vs Missouri Valley | 1/1/06 |
| Field Goal Attempts | 6, vs Missouri Valley | 1/1/06 |
| Free Throws | 4, vs CSU-Stanislaus | 11/24/05 |
| Free Throw Attempts | 6, vs CSU-Stanislaus | 11/24/05 |
| Three-Point Field Goals | 2, vs West Virginia Tech | 11/25/05 |
| Three-Point Attempts | 2, three times | |
| Rebounds | 2, five times | |
| Assists | 4, vs Central Okla. | 11/18/05 |
| Steals | 1, vs Southwestern | 12/4/06 |
| Blocked Shots | 1, six times | |
| Minutes Played | 9, vs Central Okla. | 11/18/05 |

Season Highs

| | | |
|---------------------|--------------------|----------|
| Points | 2, vs Southwestern | 12/4/06 |
| Field Goals | 1, vs Southwestern | 12/4/06 |
| Field Goal Attempts | 2, two times | |
| 3-Point Field Goals | - | |
| 3-Point Attempts | 1, three times | |
| Free Throws | 1, vs Cameron | 11/24/06 |
| Free Throw Attempts | 2, vs Cameron | 11/24/06 |
| Rebounds | 2, two times | |
| Assists | 1, two times | |
| Steals | , vs Southwestern | 12/4/06 |
| Blocked Shots | 1, two times | |
| Minutes Played | 8, vs Lynn | 11/25/06 |

Career Miscellaneous

| | |
|--------------------------|-------|
| Double Figure Scoring | 0 |
| Fr.-0 | So.-0 |
| Double Figure Rebounding | 0 |
| Fr.-0 | So.-0 |
| Games with 5+ Rebounds | 0 |
| Fr.-0 | So.-0 |
| Games with 5+ Assists | 0 |
| Fr.-0 | So.-0 |
| Double-Double Games | 0 |
| Fr.-0 | So.-0 |

Wittman's Career Stats

| YEAR | GP | GS | MIN | AVG | FG | FGA | PCT | 3FG | 3FGA | PCT | FT | FTA | PCT | OFF | DEF | TOT | AVG | PF | FO | A | TO | BLK | ST | PTS | AVG |
|---------|----|----|-----|-----|----|-----|------|-----|------|------|----|-----|------|-----|-----|-----|-----|----|----|----|----|-----|----|-----|-----|
| 2005-06 | 19 | 0 | 78 | 4.1 | 13 | 30 | .433 | 5 | 10 | .500 | 10 | 12 | .833 | 2 | 12 | 14 | 0.7 | 9 | 0 | 14 | 8 | 3 | 0 | 41 | 2.2 |
| 2006-07 | 5 | 0 | 22 | 4.4 | 1 | 7 | .143 | 0 | 3 | .000 | 1 | 2 | .500 | 2 | 2 | 4 | 0.8 | 0 | 0 | 2 | 1 | 2 | 1 | 3 | 0.6 |
| TOTAL | 24 | 0 | 100 | 4.2 | 14 | 37 | .378 | 5 | 13 | .385 | 11 | 14 | .786 | 4 | 14 | 18 | 0.8 | 9 | 0 | 16 | 9 | 5 | 1 | 44 | 1.8 |

1993, 2003, 2004, 2005, 2006 MIAA Champs • 2005 NCAA Champs



#24 Karla Tailele

5-6 | Junior | Guard | Laie, Hawaii | Hutchinson CC | Kahuku HS



| Opponent | Date | TOTAL | | | | | 3-PTS | | REBOUNDS | | | | | | | | | | | | PF | FO | A | TO | Blk | Stl | Pts | Avg |
|-----------------------------|----------|-------|-----|----|-----|-------|-------|-----|----------|-------|-----|-------|-------|-----|-----|-----|-----|---|---|---|----|----|---|-----|-----|-----|-----|-----|
| | | GS | Min | FG | FGA | Pct | 3FG | FGA | Pct | FT | FTA | Pct | Off | Def | Tot | Avg | | | | | | | | | | | | |
| vs Southwestern Oklahoma | 11/17/06 | | 8 | 3 | 3 | 1.000 | 1 | 1 | 1.000 | 1 | 1 | 1.000 | 0 | 0 | 0 | 0.0 | 0 | 0 | 1 | 0 | 0 | 1 | 8 | 8.0 | | | | |
| SOUTHWESTERN (KAN.) | 12/04/06 | | 2 | 0 | 0 | .000 | 0 | 0 | .000 | 0 | 0 | .000 | 0 | 0 | 0 | 0.0 | 2 | 0 | 0 | 0 | 0 | 0 | 0 | 4.0 | | | | |
| Totals | | | 0 | 10 | 3 | 3 | 1.000 | 1 | 1 | 1.000 | 1 | 1 | 1.000 | 0 | 0 | 0 | 0.0 | 2 | 0 | 1 | 0 | 0 | 1 | 8 | 4.0 | | | |
| Games played: 2 | | | | | | | | | | | | | | | | | | | | | | | | | | | | |
| Points/game: 4.0 | | | | | | | | | | | | | | | | | | | | | | | | | | | | |
| FG Pct: 100.0 | | | | | | | | | | | | | | | | | | | | | | | | | | | | |
| 3FG Pct: 100.0 | | | | | | | | | | | | | | | | | | | | | | | | | | | | |
| FT Pct: 100.0 | | | | | | | | | | | | | | | | | | | | | | | | | | | | |
| Assists/game: 0.5 | | | | | | | | | | | | | | | | | | | | | | | | | | | | |
| Assist/turnover ratio: 99.9 | | | | | | | | | | | | | | | | | | | | | | | | | | | | |
| Steals/game: 0.5 | | | | | | | | | | | | | | | | | | | | | | | | | | | | |

Career Highs

| | | |
|-------------------------|--------------------------|----------|
| Points | 8, vs Southwestern Okla. | 11/17/06 |
| Field Goals | 3, vs Southwestern Okla. | 11/17/06 |
| Field Goal Attempts | 3, vs Southwestern Okla. | 11/17/06 |
| Free Throws | 1, vs Southwestern Okla. | 11/17/06 |
| Free Throw Attempts | 1, vs Southwestern Okla. | 11/17/06 |
| Three-Point Field Goals | 1, vs Southwestern Okla. | 11/17/06 |
| Three-Point Attempts | 1, vs Southwestern Okla. | 11/17/06 |
| Rebounds | - | |
| Assists | 1, vs Southwestern Okla. | 11/17/06 |
| Steals | 1, vs Southwestern Okla. | 11/17/06 |
| Blocked Shots | - | |
| Minutes Played | 8, vs Southwestern Okla. | 11/17/06 |

Season Highs

| | | |
|-------------------------|--------------------------|----------|
| Points | 8, vs Southwestern Okla. | 11/17/06 |
| Field Goals | 3, vs Southwestern Okla. | 11/17/06 |
| Field Goal Attempts | 3, vs Southwestern Okla. | 11/17/06 |
| Free Throws | 1, vs Southwestern Okla. | 11/17/06 |
| Free Throw Attempts | 1, vs Southwestern Okla. | 11/17/06 |
| Three-Point Field Goals | 1, vs Southwestern Okla. | 11/17/06 |
| Three-Point Attempts | 1, vs Southwestern Okla. | 11/17/06 |
| Rebounds | - | |
| Assists | 1, vs Southwestern Okla. | 11/17/06 |
| Steals | 1, vs Southwestern Okla. | 11/17/06 |
| Blocked Shots | - | |
| Minutes Played | 8, vs Southwestern Okla. | 11/17/06 |

Career Miscellaneous


| | |
|--------------------------|---|
| Double Figure Scoring | 0 |
| Jr.-0 | |
| Double Figure Rebounding | 0 |
| Jr.-0 | |
| Games with 5+ Rebounds | 0 |
| Jr.-0 | |
| Games with 5+ Assists | 0 |
| Jr.-0 | |
| Double-Double Games | 0 |
| Jr.-0 | |

Tailele's Career Stats

| YEAR | GP | GS | MIN | AVG | FG | FGA | PCT | 3FG | 3FGA | PCT | FT | FTA | PCT | OFF | DEF | TOT | AVG | PF | FO | A | TO | BLK | ST | PTS | AVG |
|---------|----|----|-----|-----|----|-----|-------|-----|------|-------|----|-----|-------|-----|-----|-----|-----|----|----|---|----|-----|----|-----|-----|
| 2006-07 | 2 | 0 | 10 | 5.0 | 3 | 3 | 1.000 | 1 | 1 | 1.000 | 1 | 1 | 1.000 | 0 | 0 | 0 | 0.0 | 2 | 0 | 1 | 0 | 0 | 1 | 8 | 4.0 |
| TOTAL | 2 | 0 | 10 | 5.0 | 3 | 3 | 1.000 | 1 | 1 | 1.000 | 1 | 1 | 1.000 | 0 | 0 | 0 | 0.0 | 2 | 0 | 1 | 0 | 0 | 1 | 8 | 4.0 |

#25 Megan Sullivan

6-1 | Senior | Forward | Spring Hill, Kan. | Spring Hill HS



| Opponent | Date | TOTAL | | | | 3-PTS | | | | REBOUNDS | | | | | | | | | | | | PF | FO | A | TO | Blk | Stl | Pts | Avg |
|--------------------------|----------|-------|-----|-----|-----|-------|------|-----|------|----------|-----|-------|------|-----|-----|-----|-----|---|---|---|---|----|----|-----|-----|-----|-----|-----|-----|
| | | GS | Min | FG | FGA | Pct | 3FG | FGA | Pct | FT | FTA | Pct | Off | Def | Tot | Avg | | | | | | | | | | | | | |
| vs Southwestern Oklahoma | 11/17/06 | * | 18 | 1 | 5 | .200 | 0 | 0 | .000 | 0 | 0 | .000 | 1 | 2 | 3 | 3.0 | 3 | 0 | 1 | 1 | 0 | 2 | 2 | 2.0 | | | | | |
| vs Cameron | 11/18/06 | * | 12 | 4 | 7 | .571 | 0 | 0 | .000 | 0 | 0 | .000 | 2 | 0 | 2 | 2.5 | 2 | 0 | 0 | 2 | 0 | 1 | 8 | 5.0 | | | | | |
| CAMERON | 11/24/06 | * | 18 | 1 | 3 | .333 | 0 | 0 | .000 | 0 | 0 | .000 | 1 | 1 | 2 | 2.3 | 1 | 0 | 1 | 1 | 0 | 2 | 2 | 4.0 | | | | | |
| LYNN | 11/25/06 | * | 18 | 4 | 10 | .400 | 0 | 0 | .000 | 2 | 2 | 1.000 | 2 | 3 | 5 | 3.0 | 0 | 0 | 0 | 2 | 0 | 3 | 10 | 5.5 | | | | | |
| SOUTHWESTERN (KAN.) | 12/04/06 | * | 25 | 7 | 13 | .538 | 0 | 0 | .000 | 0 | 0 | .000 | 2 | 4 | 6 | 3.6 | 0 | 0 | 2 | 2 | 0 | 2 | 14 | 7.2 | | | | | |
| MISSOURI WESTERN | 12/09/06 | * | 17 | 1 | 5 | .200 | 0 | 0 | .000 | 0 | 2 | .000 | 2 | 3 | 5 | 3.8 | 3 | 0 | 1 | 0 | 1 | 1 | 2 | 6.3 | | | | | |
| Totals | | | 6 | 108 | 18 | 43 | .419 | 0 | 0 | .000 | 2 | 4 | .500 | 10 | 13 | 23 | 3.8 | 9 | 0 | 5 | 8 | 1 | 11 | 38 | 6.3 | | | | |

Games played: 6
Points/game: 6.3
FG Pct: 41.9
FT Pct: 50.0

Rebounds/game: 3.8
Assists/game: 0.8
Turnovers/game: 1.3
Assist/turnover ratio: 0.6
Steals/game: 1.8
Blocks/game: 0.2

Career Highs

| | | |
|-------------------------|--------------------------|----------|
| Points | 20, at Truman | 12/30/05 |
| Field Goals | 9, vs Cameron | 12/21/05 |
| Field Goal Attempts | 16, vs Cameron | 12/21/05 |
| Free Throws | 6, vs Pittsburg State | 1/18/06 |
| Free Throw Attempts | 6, three times | |
| Three-Point Field Goals | — | |
| Three-Point Attempts | 1, at Northwest Missouri | 2/16/05 |
| Rebounds | 14, vs Missouri Southern | 2/4/06 |
| Assists | 4, two times | |
| Steals | 5, vs Rockhurst | 11/17/04 |
| Blocked Shots | 3, three times | |
| Minutes Played | 39, vs Missouri Southern | 2/4/06 |

Season Highs

| | | |
|---------------------|---------------------|----------|
| Points | 14, vs Southwestern | 12/4/06 |
| Field Goals | 7, vs Southwestern | 12/04/06 |
| Field Goal Attempts | 13, vs Southwestern | 12/4/06 |
| 3-Point Field Goals | - | |
| 3-Point Attempts | - | |
| Free Throws | 2, vs Lynn | 11/25/06 |
| Free Throw Attempts | 2, vs Lynn | 11/25/06 |
| Rebounds | 6, vs Southwestern | 12/4/06 |
| Assists | 2, vs Southwestern | 12/4/06 |
| Steals | 3, vs Lynn | 11/25/06 |
| Blocked Shots | - | |
| Minutes Played | 25, vs Southwestern | 12/4/06 |

Career Miscellaneous

| | | | |
|---------------------------------|--------|-----------|-------|
| Double Figure Scoring | | 17 | |
| Fr.-0 | So.-4 | Jr.-11 | Sr.-2 |
| Double Figure Rebounding | | 5 | |
| Fr.-0 | So.-1 | Jr.-4 | Sr.-0 |
| Games with 5+ Rebounds | | 42 | |
| Fr.-2 | So.-14 | Jr.-23 | Sr.-3 |
| Games with 5+ Assists | | 0 | |
| Fr.-0 | So.-0 | Jr.-0 | Sr.-0 |
| Double-Double Games | | 2 | |
| Fr.-0 | So.-0 | Jr.-2 | Sr.-0 |

Sullivan's Career Stats

| YEAR | GP | GS | MIN | AVG | FG | FGA | PCT | 3FG | 3FGA | PCT | FT | FTA | PCT | OFF | DEF | TOT | AVG | PF | FO | A | TO | BLK | ST | PTS | AVG |
|---------|----|----|------|------|-----|-----|------|-----|------|------|----|-----|------|-----|-----|-----|-----|-----|----|----|-----|-----|----|-----|-----|
| 2003-04 | 22 | 0 | 174 | 7.9 | 21 | 53 | .396 | 0 | 0 | .000 | 8 | 18 | .444 | 24 | 20 | 44 | 2.0 | 12 | 0 | 9 | 14 | 2 | 11 | 50 | 2.3 |
| 2004-05 | 37 | 0 | 483 | 13.1 | 65 | 147 | .442 | 0 | 1 | .000 | 19 | 41 | .463 | 36 | 99 | 135 | 3.6 | 49 | 1 | 28 | 39 | 13 | 25 | 149 | 4.0 |
| 2005-06 | 27 | 27 | 629 | 23.3 | 106 | 203 | .522 | 0 | 0 | .000 | 41 | 65 | .631 | 83 | 103 | 186 | 6.9 | 53 | 0 | 32 | 41 | 22 | 20 | 253 | 9.4 |
| 2006-07 | 6 | 6 | 108 | 18.0 | 18 | 43 | .419 | 0 | 0 | .000 | 2 | 4 | .500 | 10 | 13 | 23 | 3.8 | 9 | 0 | 5 | 8 | 1 | 11 | 38 | 6.3 |
| TOTAL | 92 | 33 | 1394 | 15.2 | 210 | 446 | .471 | 0 | 1 | .000 | 70 | 128 | .547 | 153 | 235 | 388 | 4.2 | 123 | 1 | 74 | 102 | 38 | 67 | 490 | 5.3 |

1993, 2003, 2004, 2005, 2006 MIAA Champs • 2005 NCAA Champs



#32 Brooke Ubelaker

5-11 | Senior | Forward | Osborne, Kan. | Osborne HS



| Opponent | Date | GS | Min | TOTAL | | 3-PTS | | Pct | FT | FTA | Pct | REBOUNDS | | | PF | FO | A | TO | Blk | Stl | Pts | Avg | | | |
|--------------------------|----------|----|-----|-------|-----|-------|------|-----|-------|------|-----|----------|------|-----|----|-----|-----|----|-----|-----|-----|-----|-----|------|------|
| | | | | FG | FGA | 3FG | FGA | | | | | Off | Def | Tot | | | | | | | | | Avg | | |
| vs Southwestern Oklahoma | 11/17/06 | * | 25 | 4 | 10 | .400 | 4 | 10 | .400 | 2 | 2 | 1.000 | 0 | 3 | 3 | 3.0 | 1 | 0 | 6 | 0 | 0 | 2 | 14 | 14.0 | |
| vs Cameron | 11/18/06 | * | 30 | 4 | 5 | .800 | 2 | 2 | 1.000 | 1 | 1 | 1.000 | 1 | 6 | 7 | 5.0 | 3 | 0 | 4 | 1 | 0 | 0 | 11 | 12.5 | |
| CAMERON | 11/24/06 | * | 29 | 6 | 11 | .545 | 4 | 6 | .667 | 2 | 2 | 1.000 | 1 | 4 | 5 | 5.0 | 0 | 0 | 4 | 0 | 0 | 0 | 18 | 14.3 | |
| LYNN | 11/25/06 | * | 23 | 5 | 5 | 1.000 | 3 | 3 | 1.000 | 4 | 6 | .667 | 2 | 5 | 7 | 5.5 | 0 | 0 | 0 | 2 | 0 | 0 | 17 | 15.0 | |
| SOUTHWESTERN (KAN.) | 12/04/06 | * | 30 | 3 | 12 | .250 | 2 | 8 | .250 | 2 | 2 | 1.000 | 2 | 5 | 7 | 5.8 | 1 | 0 | 4 | 2 | 1 | 2 | 10 | 14.0 | |
| MISSOURI WESTERN | 12/09/06 | * | 36 | 3 | 11 | .273 | 0 | 3 | .000 | 7 | 7 | 1.000 | 2 | 7 | 9 | 6.3 | 1 | 0 | 1 | 1 | 0 | 1 | 13 | 13.8 | |
| Totals | | | 6 | 173 | 25 | 54 | .463 | 15 | 32 | .469 | 18 | 20 | .900 | 8 | 30 | 38 | 6.3 | 6 | 0 | 19 | 6 | 1 | 5 | 83 | 13.8 |

| | | | | | | | | | | | | | | | | | | | | | | | |
|--------|---|-----|----|----|------|----|----|------|----|----|------|---|----|----|-----|---|---|----|---|---|---|----|------|
| Totals | 6 | 173 | 25 | 54 | .463 | 15 | 32 | .469 | 18 | 20 | .900 | 8 | 30 | 38 | 6.3 | 6 | 0 | 19 | 6 | 1 | 5 | 83 | 13.8 |
|--------|---|-----|----|----|------|----|----|------|----|----|------|---|----|----|-----|---|---|----|---|---|---|----|------|

Games played: 6
Points/game: 13.8
FG Pct: 46.3
3FG Pct: 46.9
FT Pct: 90.0

Rebounds/game: 6.3
Assists/game: 3.2
Turnovers/game: 1.0
Assist/turnover ratio: 3.2
Steals/game: 0.8
Blocks/game: 0.2

Career Highs

| | | |
|-------------------------|--------------------------|----------|
| Points | 31, two times | |
| Field Goals | 13, at Truman | 12/30/05 |
| Field Goal Attempts | 24, vs Cameron | 12/21/05 |
| Free Throws | 8, vs Northwest Missouri | 3/6/04 |
| Free Throw Attempts | 9, vs Northwest Missouri | 3/6/04 |
| Three-Point Field Goals | 6, at Northwest Missouri | 2/22/06 |
| Three-Point Attempts | 12, vs Cameron | 12/21/05 |
| Rebounds | 12, two times | |
| Assists | 6, two times | |
| Steals | 5, vs Truman State | 1/17/04 |
| Blocked Shots | 2, four times | |
| Minutes Played | 43, vs Emporia State | 3/13/06 |

Season Highs

| | | |
|---------------------|---------------------------|----------|
| Points | 18, vs Cameron | 11/24/06 |
| Field Goals | 6, vs Cameron | 11/24/06 |
| Field Goal Attempts | 12, vs Southwestern | 12/4/06 |
| 3-Point Field Goals | 4, vs Cameron | 11/24/06 |
| 3-Point Attempts | 10, vs Southwestern Okla. | 11/17/06 |
| Free Throws | 7, vs Missouri Western | 12/9/06 |
| Free Throw Attempts | 7, vs Missouri Western | 12/9/06 |
| Rebounds | 9, vs Missouri Western | 12/9/06 |
| Assists | 6, vs Southwestern Okla. | 11/17/06 |
| Steals | 2, vs Southwestern Okla. | 11/17/06 |
| Blocked Shots | 1, vs Southwestern | 12/4/06 |
| Minutes Played | 36, vs Missouri Western | 12/9/06 |

Career Miscellaneous

| | | | |
|---------------------------------|--------|-----------|-------|
| Double Figure Scoring | | 79 | |
| Fr.-17 | So.-28 | Jr.-28 | Sr.-6 |
| Double Figure Rebounding | | 6 | |
| Fr.-4 | So.-1 | Jr.-1 | Sr.-0 |
| Games with 5+ Rebounds | | 71 | |
| Fr.-18 | So.-27 | Jr.-21 | Sr.-5 |
| Games with 5+ Assists | | 3 | |
| Fr.-0 | So.-0 | Jr.-2 | Sr.-1 |
| Double-Double Games | | 6 | |
| Fr.-4 | So.-1 | Jr.-1 | Sr.-0 |

Ubelaker's Career Stats

| YEAR | GP | GS | MIN | AVG | FG | FGA | PCT | 3FG | 3FGA | PCT | FT | FTA | PCT | OFF | DEF | TOT | AVG | PF | FO | A | TO | BLK | ST | PTS | AVG |
|---------|-----|-----|------|------|-----|------|------|-----|------|------|-----|-----|------|-----|-----|-----|-----|-----|----|-----|-----|-----|-----|------|------|
| 2003-04 | 31 | 31 | 654 | 21.1 | 121 | 218 | .555 | 22 | 50 | .440 | 54 | 63 | .857 | 61 | 107 | 168 | 5.4 | 45 | 1 | 24 | 50 | 7 | 28 | 318 | 10.3 |
| 2004-05 | 37 | 37 | 1010 | 27.3 | 185 | 347 | .533 | 51 | 120 | .425 | 55 | 77 | .714 | 71 | 143 | 214 | 5.8 | 73 | 0 | 56 | 72 | 14 | 40 | 476 | 12.9 |
| 2005-06 | 33 | 33 | 962 | 29.2 | 197 | 401 | .491 | 71 | 189 | .376 | 82 | 102 | .804 | 45 | 134 | 179 | 5.4 | 56 | 0 | 54 | 43 | 14 | 43 | 547 | 16.6 |
| 2006-07 | 6 | 6 | 173 | 28.8 | 25 | 54 | .463 | 15 | 32 | .469 | 18 | 20 | .900 | 8 | 30 | 38 | 6.3 | 6 | 0 | 19 | 6 | 1 | 5 | 83 | 13.8 |
| TOTAL | 107 | 107 | 2799 | 26.2 | 528 | 1020 | .518 | 159 | 391 | .407 | 209 | 262 | .798 | 185 | 414 | 599 | 5.6 | 180 | 1 | 153 | 171 | 36 | 116 | 1424 | 13.3 |

#33 Hope Gregory

5-10 | Freshman | Guard | Cheney, Kan. | Cheney HS



| Opponent | Date | GS | Min | TOTAL | | 3-PTS | | Pct | FT | FTA | Pct | REBOUNDS | | | Avg | PF | FO | A | TO | Blk | Stl | Pts | Avg | |
|--------------------------|----------|----|-----|-------|-----|-------|------|-----|------|------|-----|----------|-------|-----|-----|-----|-----|---|----|-----|-----|-----|-----|-----|
| | | | | FG | FGA | 3FG | FGA | | | | | Off | Def | Tot | | | | | | | | | | |
| vs Southwestern Oklahoma | 11/17/06 | | 3 | 0 | 0 | .000 | 0 | 0 | .000 | 0 | 0 | .000 | 0 | 0 | 0 | 0.0 | 0 | 0 | 0 | 1 | 0 | 0 | 0 | 0.0 |
| vs Cameron | 11/18/06 | | 2 | 0 | 1 | .000 | 0 | 0 | .000 | 0 | 0 | .000 | 1 | 0 | 1 | 0.5 | 0 | 0 | 0 | 0 | 0 | 0 | 0 | 0.0 |
| CAMERON | 11/24/06 | | 4 | 0 | 0 | .000 | 0 | 0 | .000 | 0 | 0 | .000 | 1 | 2 | 3 | 1.3 | 1 | 0 | 0 | 0 | 0 | 0 | 0 | 0.0 |
| LYNN | 11/25/06 | | 8 | 0 | 0 | .000 | 0 | 0 | .000 | 2 | 2 | 1.000 | 0 | 1 | 1 | 1.3 | 0 | 0 | 1 | 0 | 0 | 0 | 2 | 0.5 |
| SOUTHWESTERN (KAN.) | 12/04/06 | | 1 | 0 | 0 | .000 | 0 | 0 | .000 | 0 | 0 | .000 | 0 | 1 | 1 | 1.2 | 0 | 0 | 0 | 0 | 0 | 0 | 0 | 0.4 |
| Totals | | | 0 | 18 | 0 | 1 | .000 | 0 | 0 | .000 | 2 | 2 | 1.000 | 2 | 4 | 6 | 1.2 | 1 | 0 | 1 | 1 | 0 | 0 | 0.4 |

| | | | | | | | | | | | | | | | | | | | | | | | |
|--------|---|----|---|---|------|---|---|------|---|---|-------|---|---|---|-----|---|---|---|---|---|---|---|-----|
| Totals | 0 | 18 | 0 | 1 | .000 | 0 | 0 | .000 | 2 | 2 | 1.000 | 2 | 4 | 6 | 1.2 | 1 | 0 | 1 | 1 | 0 | 0 | 2 | 0.4 |
|--------|---|----|---|---|------|---|---|------|---|---|-------|---|---|---|-----|---|---|---|---|---|---|---|-----|

Games played: 5
Points/game: 0.4
FG Pct: 0.0
FT Pct: 100.0

Rebounds/game: 1.2
Assists/game: 0.2
Turnovers/game: 0.2
Assist/turnover ratio: 1.0

Career Highs

| | | |
|---------------------|---------------|----------|
| Points | 2, vs Lynn | 11/25/06 |
| Field Goals | - | |
| Field Goal Attempts | 1, vs Cameron | 11/18/06 |
| 3-Point Field Goals | - | |
| 3-Point Attempts | - | |
| Free Throws | 2, vs Lynn | 11/25/06 |
| Free Throw Attempts | 2, vs Lynn | 11/25/06 |
| Rebounds | 3, vs Cameron | 11/24/06 |
| Assists | 1, vs Lynn | 11/25/06 |
| Steals | - | |
| Blocked Shots | - | |
| Minutes Played | 8, vs Lynn | 11/25/06 |

Season Highs

| | | |
|---------------------|---------------|----------|
| Points | 2, vs Lynn | 11/25/06 |
| Field Goals | - | |
| Field Goal Attempts | 1, vs Cameron | 11/18/06 |
| 3-Point Field Goals | - | |
| 3-Point Attempts | - | |
| Free Throws | 2, vs Lynn | 11/25/06 |
| Free Throw Attempts | 2, vs Lynn | 11/25/06 |
| Rebounds | 3, vs Cameron | 11/24/06 |
| Assists | 1, vs Lynn | 11/25/06 |
| Steals | - | |
| Blocked Shots | - | |
| Minutes Played | 8, vs Lynn | 11/25/06 |

Career Miscellaneous

| | |
|--------------------------|---|
| Double Figure Scoring | 0 |
| Fr.-0 | |
| Double Figure Rebounding | 0 |
| Fr.-0 | |
| Games with 5+ Rebounds | 0 |
| Fr.-0 | |
| Games with 5+ Assists | 0 |
| Fr.-0 | |
| Double-Double Games | 0 |
| Fr.-0 | |

Gregory's Career Stats

| YEAR | GP | GS | MIN | AVG | FG | FGA | PCT | 3FG | 3FGA | PCT | FT | FTA | PCT | OFF | DEF | TOT | AVG | PF | FO | A | TO | BLK | ST | PTS | AVG |
|---------|----|----|-----|-----|----|-----|------|-----|------|------|----|-----|-------|-----|-----|-----|-----|----|----|---|----|-----|----|-----|-----|
| 2006-07 | 5 | 0 | 18 | 3.6 | 0 | 1 | .000 | 0 | 0 | .000 | 2 | 2 | 1.000 | 2 | 4 | 6 | 1.2 | 1 | 0 | 1 | 1 | 0 | 0 | 2 | 0.4 |
| TOTAL | 5 | 0 | 18 | 3.6 | 0 | 1 | .000 | 0 | 0 | .000 | 2 | 2 | 1.000 | 2 | 4 | 6 | 1.2 | 1 | 0 | 1 | 1 | 0 | 0 | 2 | 0.4 |

1993, 2003, 2004, 2005, 2006 MIAA Champs • 2005 NCAA Champs

Exhibition #1

Nov. 5, 2006 • Lawrence, Kan. • Allen Fieldhouse (1150)

Kansas 68 • Washburn 62

| Washburn | MP | FG | 3P | FT | R | F | AS | TO | BS | ST | TP |
|-------------|--------------------------|-----------|-----------|-----------|-----------|----------|----------|-----------|----|----|----|
| Holmes,A. | 22 | 0-6 | 0-1 | 2-2 | 2 | 3 | 1 | 4 | 1 | 1 | 2 |
| Sullivan | 29 | 3-6 | 1-1 | 2-4 | 7 | 2 | 2 | 3 | 0 | 1 | 9 |
| Ubelaker | 37 | 3-10 | 1-6 | 0-0 | 2 | 3 | 4 | 4 | 0 | 2 | 7 |
| Keeley | 31 | 4-8 | 3-5 | 4-4 | 3 | 2 | 1 | 1 | 0 | 1 | 15 |
| Aebi | 34 | 4-7 | 2-4 | 1-1 | 1 | 4 | 5 | 2 | 0 | 1 | 11 |
| Hellen | 1 | 0-0 | 0-0 | 0-0 | 0 | 0 | 0 | 0 | 0 | 0 | 0 |
| Germano | 7 | 0-1 | 0-0 | 0-1 | 2 | 3 | 0 | 2 | 0 | 0 | 0 |
| Tailele | 6 | 1-2 | 1-1 | 0-0 | 0 | 1 | 0 | 1 | 0 | 0 | 3 |
| Holmes,N. | 7 | 0-2 | 0-1 | 0-0 | 1 | 2 | 1 | 1 | 0 | 1 | 0 |
| Stiger | 26 | 3-6 | 0-3 | 9-11 | 3 | 1 | 0 | 3 | 0 | 1 | 15 |
| TEAM | 20018-488-2218-23 | 31 | 21 | 14 | 26 | 1 | 8 | 62 | | | |

| Kansas | MP | FG | 3P | FT | R | F | AS | TO | BS | ST | TP |
|-------------|-----------------|-------------------|-----------|-----------|-----------|----------|-----------|-----------|----|----|----|
| Boyd | 19 | 3-4 | 0-0 | 0-1 | 1 | 1 | 0 | 0 | 0 | 0 | 6 |
| McIntosh | 22 | 2-2 | 0-0 | 1-2 | 5 | 4 | 0 | 1 | 1 | 1 | 5 |
| Morris | 16 | 2-3 | 0-0 | 0-0 | 1 | 1 | 0 | 3 | 0 | 2 | 4 |
| Catic | 9 | 0-0 | 0-0 | 0-0 | 0 | 3 | 0 | 0 | 0 | 0 | 0 |
| Mosley | 30 | 2-7 | 0-2 | 4-5 | 4 | 1 | 6 | 7 | 0 | 2 | 8 |
| Jacobs | 22 | 4-16 | 0-1 | 2-2 | 3 | 3 | 2 | 2 | 0 | 4 | 10 |
| Kohn | 24 | 2-6 | 0-1 | 3-4 | 5 | 3 | 1 | 3 | 0 | 1 | 7 |
| McCray | 20 | 6-10 | 0-0 | 1-2 | 5 | 3 | 0 | 2 | 0 | 1 | 13 |
| Zinic | 38 | 3-8 | 0-0 | 9-12 | 7 | 1 | 1 | 2 | 3 | 0 | 15 |
| TEAM | 20024-56 | 0-420-2837 | 17 | 13 | 20 | 4 | 11 | 68 | | | |

Halftime

FG%

3PT%

FT%

Washburn

Kansas

29

24

.375

.429

.364

.000

.783

.714

Technical: None

Notes: WU No. 6 in Presason WBCA Division II Poll ... the Lady Blues led at the break 29-24 after shooting 42 percent from the field while holding the Jayhawks to 32 percent shooting. Washburn would push their lead to nine in the second half at the 16:49 mark, but Washburn let the lead slip away as they were held to 33 percent shooting in the second half while committing 13 turnovers that turned into 12 points for the Jayhawks and the 68-62 win ... senior Cindy Keely and junior transfer Sequorhea Stiger led the Lady Blues with 15 points. Senior Jessica Aebi scored 11.

Game #1

Nov. 17, 2006 • Emporia, Kan. • White Auditorium (751)

No. 6 Washburn 81 • Southwestern Okla. 40

| Washburn | MP | FG | 3P | FT | R | F | AS | TO | BS | ST | TP |
|-------------|--------------------------|-----------|-----------|-----------|----------|----------|-----------|-----------|----|----|----|
| Holmes,A. | 22 | 4-10 | 1-3 | 0-0 | 6 | 2 | 1 | 2 | 0 | 2 | 9 |
| Sullivan | 18 | 1-5 | 0-0 | 0-0 | 3 | 3 | 1 | 1 | 0 | 2 | 2 |
| Ubelaker | 25 | 4-10 | 4-10 | 2-2 | 3 | 1 | 6 | 0 | 0 | 2 | 14 |
| Keeley | 20 | 5-8 | 2-3 | 3-3 | 4 | 1 | 2 | 0 | 0 | 0 | 15 |
| Aebi | 22 | 3-5 | 2-3 | 0-0 | 2 | 1 | 6 | 0 | 0 | 4 | 8 |
| Hellen | 13 | 2-5 | 0-0 | 0-0 | 1 | 1 | 0 | 1 | 0 | 2 | 4 |
| Germano | 13 | 1-1 | 0-0 | 1-2 | 2 | 1 | 1 | 1 | 0 | 0 | 3 |
| Mainz | 13 | 0-0 | 0-0 | 0-0 | 1 | 2 | 5 | 0 | 0 | 2 | 0 |
| Homes,N. | 8 | 1-4 | 0-1 | 0-0 | 3 | 0 | 0 | 0 | 0 | 0 | 2 |
| Henrichs | 7 | 1-1 | 1-1 | 0-0 | 0 | 2 | 0 | 1 | 0 | 0 | 3 |
| Stiger | 22 | 5-12 | 2-6 | 1-2 | 0 | 2 | 1 | 1 | 0 | 1 | 13 |
| Wittman | 6 | 0-2 | 0-1 | 0-0 | 2 | 0 | 0 | 0 | 0 | 1 | 0 |
| Tailele | 8 | 3-3 | 1-1 | 1-1 | 0 | 0 | 1 | 0 | 0 | 1 | 8 |
| Gregory | 3 | 0-0 | 0-0 | 0-0 | 0 | 0 | 0 | 1 | 0 | 0 | 0 |
| TEAM | 20030-6613-298-10 | 30 | 16 | 24 | 8 | 1 | 16 | 81 | | | |

| SW Okla. | MP | FG | 3P | FT | R | F | AS | TO | BS | ST | TP |
|-------------|-----------------|------------|-------------|-----------|----------|-----------|-----------|----------|----------|-----------|----|
| Bailey | 23 | 1-1 | 0-0 | 0-3 | 4 | 2 | 0 | 1 | 0 | 0 | 0 |
| Tomaszewski | 28 | 4-7 | 0-0 | 0-1 | 3 | 0 | 3 | 1 | 1 | 1 | 8 |
| Oldham | 29 | 4-10 | 0-0 | 0-0 | 5 | 2 | 4 | 3 | 0 | 2 | 8 |
| Jones | 31 | 3-7 | 0-1 | 2-3 | 6 | 0 | 4 | 8 | 0 | 1 | 8 |
| Hines | 21 | 3-10 | 1-2 | 2-3 | 0 | 2 | 2 | 3 | 1 | 0 | 9 |
| Conde | 0-0 | 0-0 | 0-2 | 0 | 0 | 1 | 0 | 0 | 0 | 0 | 0 |
| Hoffman | 5 | 0-0 | 0-0 | 0-0 | 0 | 1 | 0 | 3 | 0 | 0 | 0 |
| Gilmore | 15 | 0-1 | 0-0 | 1-2 | 6 | 0 | 2 | 1 | 0 | 1 | 1 |
| Gee | 9 | 0-2 | 0-0 | 0-0 | 2 | 0 | 0 | 0 | 0 | 0 | 0 |
| Jackson | 2 | 0-0 | 0-0 | 0-0 | 0 | 0 | 0 | 0 | 0 | 1 | 0 |
| Krows | 16 | 1-1 | 0-0 | 0-0 | 2 | 0 | 0 | 4 | 0 | 0 | 2 |
| Sprague | 4 | 0-1 | 0-0 | 0-0 | 0 | 0 | 1 | 0 | 0 | 0 | 0 |
| Hammock | 9 | 1-1 | 0-0 | 0-0 | 2 | 2 | 0 | 0 | 0 | 0 | 2 |
| Radcliff | 5 | 0-0 | 0-0 | 0-0 | 1 | 0 | 1 | 2 | 0 | 0 | 0 |
| TEAM | 20017-41 | 1-3 | 5-14 | 34 | 9 | 15 | 28 | 3 | 5 | 40 | |

Halftime

FG%

3PT%

FT%

Washburn

SW Okla.

46

24

.455

.415

.448

.333

.800

.357

Technical: None

Notes: Ubelaker becomes WU's all-time leader in 3-pointers w/ 1st one made of season (her 145th of career).

Exhibition #2

Nov. 7, 2006 • Kansas City, Mo. • Municipal Auditorium (200)

Washburn 73 • Missouri-Kansas City 70

| Washburn | MP | FG | 3P | FT | R | F | AS | TO | BS | ST | TP |
|-------------|--------------------------|-----------|-----------|-----------|-----------|----------|-----------|-----------|----|----|----|
| Holmes,A. | 26 | 3-9 | 1-1 | 5-8 | 10 | 3 | 1 | 1 | 0 | 0 | 12 |
| Sullivan | 21 | 2-5 | 0-0 | 3-6 | 10 | 3 | 2 | 1 | 0 | 1 | 7 |
| Ubelaker | 31 | 4-12 | 4-7 | 2-2 | 4 | 3 | 2 | 1 | 0 | 4 | 14 |
| Keeley | 21 | 1-2 | 0-0 | 0-0 | 2 | 4 | 1 | 2 | 0 | 0 | 2 |
| Aebi | 27 | 1-4 | 0-3 | 6-6 | 3 | 1 | 4 | 4 | 0 | 3 | 8 |
| Hellen | 9 | 2-3 | 0-1 | 0-1 | 0 | 2 | 2 | 2 | 0 | 0 | 4 |
| Germano | 11 | 1-5 | 0-0 | 1-6 | 6 | 1 | 0 | 1 | 2 | 1 | 2 |
| Mainz | 1 | 0-0 | 0-0 | 0-0 | 1 | 0 | 0 | 1 | 0 | 0 | 0 |
| Tailele | 8 | 0-2 | 0-2 | 0-0 | 1 | 0 | 1 | 2 | 1 | 0 | 0 |
| Holmes,N. | 7 | 1-3 | 0-0 | 0-0 | 2 | 1 | 0 | 0 | 0 | 0 | 2 |
| Henrichs | 4 | 0-0 | 0-0 | 0-0 | 0 | 1 | 0 | 0 | 0 | 0 | 0 |
| Stiger | 27 | 8-16 | 1-6 | 1-1 | 3 | 1 | 3 | 2 | 0 | 2 | 18 |
| Wittman | 6 | 1-2 | 1-1 | 0-0 | 1 | 1 | 0 | 1 | 0 | 2 | 3 |
| Gregory | 1 | 0-0 | 0-0 | 0-0 | 0 | 0 | 0 | 0 | 0 | 0 | 0 |
| TEAM | 20024-637-2118-30 | 47 | 21 | 16 | 18 | 3 | 13 | 73 | | | |

| UMKC | MP | FG | 3P | FT | R | F | AS | TO | BS | ST | TP |
|-------------|--------------------------|-----------|-----------|-----------|-----------|----------|-----------|-----------|----|----|----|
| Brown | 23 | 4-9 | 0-0 | 3-5 | 10 | 3 | 0 | 3 | 0 | 0 | 11 |
| Klein | 18 | 4-6 | 0-0 | 3-3 | 5 | 2 | 1 | 4 | 0 | 0 | 11 |
| Ortega | 28 | 6-9 | 0-1 | 2-2 | 3 | 4 | 4 | 0 | 0 | 2 | 14 |
| Beer | 26 | 1-5 | 1-4 | 0-1 | 5 | 1 | 4 | 3 | 0 | 3 | 3 |
| Morris | 27 | 3-12 | 0-3 | 3-4 | 8 | 1 | 2 | 2 | 0 | 3 | 9 |
| Emerson | 9 | 2-5 | 1-1 | 0-0 | 1 | 2 | 0 | 5 | 0 | 0 | 5 |
| Radke | 4 | 0-1 | 0-0 | 0-0 | 1 | 1 | 1 | 2 | 0 | 0 | 0 |
| Fields | 4 | 0-1 | 0-0 | 0-0 | 0 | 1 | 1 | 0 | 0 | 0 | 0 |
| Wimberly | 11 | 0-2 | 0-0 | 0-0 | 1 | 3 | 0 | 0 | 0 | 1 | 0 |
| Waelen | 9 | 1-2 | 0-0 | 1-2 | 1 | 3 | 0 | 1 | 0 | 0 | 3 |
| Mead | 12 | 0-7 | 0-5 | 0-0 | 1 | 1 | 1 | 0 | 0 | 0 | 0 |
| Picconi | 24 | 4-9 | 1-4 | 2-2 | 1 | 0 | 1 | 0 | 0 | 0 | 11 |
| Graham | 5 | 1-2 | 1-2 | 0-0 | 2 | 1 | 0 | 0 | 0 | 1 | 3 |
| TEAM | 20026-704-2014-19 | 47 | 23 | 15 | 20 | 1 | 10 | 70 | | | |

Halftime

FG%

3PT%

FT%

Washburn

UMKC

29

26

.381

.371

.333

.200

.600

.737

Technical: None

Notes: WU No. 6 in Presason WBCA Division II Poll ... WU leads from start to finish over DI UMKC beating Kangaroos for 3rd straight season in exhibition game.

Game #2

Nov. 18, 2006 • Emporia, Kan. • White Auditorium (853)

No. 6 Washburn 93 • Cameron 65

| Washburn | MP | FG | 3P | FT | R | F | AS | TO | BS | ST | TP |
|-------------|-----------------------------|-----------|-----------|-----------|----------|----------|-----------|----|----|----|----|
| Holmes,A. | 23 | 6-12 | 1-1 | 1-2 | 10 | 2 | 2 | 4 | 0 | 0 | 14 |
| Sullivan | 12 | 4-7 | 0-0 | 0-0 | 2 | 2 | 0 | 2 | 0 | 1 | 8 |
| Ubelaker | 30 | 4-5 | 2-2 | 1-1 | 7 | 3 | 4 | 1 | 0 | 0 | 11 |
| Keeley | 30 | 1-5 | 1-4 | 0-0 | 3 | 1 | 5 | 0 | 0 | 2 | 3 |
| Aebi | 27 | 5-9 | 3-5 | 1-2 | 1 | 2 | 4 | 2 | 1 | 3 | 14 |
| Hellen | 9 | 2-4 | 0-0 | 0-0 | 1 | 2 | 0 | 1 | 0 | 4 | 4 |
| Germano | 10 | 3-7 | 0-0 | 4-5 | 5 | 2 | 0 | 1 | 0 | 0 | 10 |
| Mainz | 16 | 1-2 | 0-0 | 1-2 | 1 | 2 | 1 | 1 | 0 | 0 | 3 |
| Homes,N. | 10 | 3-5 | 2-4 | 1-3 | 2 | 1 | 1 | 0 | 0 | 0 | 9 |
| Henrichs | 3 | 0-0 | 0-0 | 0-0 | 0 | 0 | 1 | 0 | 0 | 0 | 0 |
| Stiger | 27 | 4-9 | 2-6 | 7-7 | 4 | 3 | 4 | 2 | 0 | 0 | 17 |
| Wittman | 2 | 0-1 | 0-1 | 0-0 | 0 | 0 | 0 | 0 | 0 | 0 | 0 |
| Gregory | 2 | 0-1 | 0-0 | 0-0 | 1 | 0 | 0 | 0 | 0 | 0 | 0 |
| TEAM | 20033-6711-2516-2241 | 19 | 24 | 13 | 2 | 6 | 93 | | | | |

| Cameron | MP | FG | 3P | FT | R | F | AS | TO | BS | ST | TP |
|------------|-----|-------|------|-------|----|----|----|----|----|----|----|
| Turner | 23 | 4-9 | 0-0 | 8-8 | 6 | 2 | 1 | 3 | 0 | 0 | 16 |
| Atkins | 33 | 4-12 | 1-1 | 0-0 | 12 | 1 | 1 | 0 | 0 | 2 | 9 |
| Campbell | 20 | 1-4 | 1-2 | 0-0 | 0 | 3 | 1 | 1 | 0 | 1 | 3 |
| Williams,T | 23 | 3-11 | 1-3 | 3-4 | 4 | 2 | 10 | 2 | 2 | 0 | 2 |
| Whitaker | 31 | 2-7 | 0-1 | 2-2 | 3 | 0 | 4 | 5 | 0 | 2 | 6 |
| Martinuzzi | 22 | 0-2 | 0-0 | 2-2 | 0 | 1 | 5 | 2 | 0 | 0 | 2 |
| Plante | 12 | 5-7 | 0-0 | 2-2 | 2 | 3 | 0 | 0 | 0 | 0 | 12 |
| Carroll | 15 | 2-6 | 0-3 | 0-0 | 2 | 3 | 0 | 3 | 0 | 0 | 4 |
| Moore | 9 | 1-1 | 0-0 | 1-2 | 0 | 3 | 0 | 0 | 0 | 0 | 3 |
| Williams,L | 12 | 0-4 | 0-1 | 0-0 | 0 | 4 | 1 | 1 | 0 | 0 | 0 |
| TEAM | 200 | 22-63 | 11-8 | 20-36 | 22 | 15 | 18 | 0 | 7 | 65 | |

Game #4

Nov. 25, 2006 • Topeka, Kan. • Lee Arena (2,375)

No. 6 Washburn 90 • Lynn 40

| Lynn | MP | FG | 3P | FT | R | F | AS | TO | BS | ST | TP |
|-------------|-----------------|-------------|-------------|-----------|-----------|----------|-----------|----------|----------|-----------|----|
| Fripp | 20 | 3-8 | 0-0 | 0-0 | 1 | 3 | 0 | 3 | 1 | 1 | 6 |
| Mahan | 31 | 6-17 | 0-2 | 1-3 | 4 | 2 | 1 | 2 | 1 | 1 | 13 |
| Armstrong | 28 | 2-9 | 1-4 | 0-0 | 7 | 4 | 0 | 1 | 0 | 0 | 5 |
| Williams | 24 | 1-9 | 0-4 | 2-2 | 3 | 0 | 0 | 4 | 0 | 3 | 4 |
| Sykora | 28 | 0-4 | 0-3 | 1-2 | 2 | 0 | 5 | 2 | 0 | 1 | 1 |
| Black | 7 | 2-4 | 0-2 | 0-0 | 2 | 1 | 0 | 0 | 0 | 0 | 4 |
| Roth | 7 | 0-2 | 0-1 | 1-2 | 1 | 2 | 0 | 0 | 0 | 0 | 1 |
| Adams | 10 | 0-1 | 0-0 | 0-2 | 5 | 2 | 0 | 2 | 0 | 0 | 0 |
| Perry | 17 | 0-2 | 0-0 | 0-2 | 1 | 0 | 0 | 0 | 0 | 0 | 0 |
| Ahmed | 16 | 0-5 | 0-0 | 2-2 | 1 | 3 | 0 | 5 | 0 | 1 | 2 |
| Eiland | 12 | 1-3 | 0-1 | 2-3 | 2 | 3 | 2 | 0 | 0 | 0 | 4 |
| TEAM | 20015-64 | 1-17 | 9-18 | 37 | 20 | 8 | 19 | 2 | 7 | 40 | |

| Washburn | MP | FG | 3P | FT | R | F | AS | TO | BS | ST | TP |
|-------------|-----------------|-------------|--------------|-----------|-----------|-----------|-----------|----------|-----------|-----------|----|
| Holmes,A. | 20 | 6-9 | 0-0 | 3-3 | 11 | 3 | 1 | 4 | 1 | 1 | 15 |
| Sullivan | 18 | 4-10 | 0-0 | 2-2 | 5 | 0 | 0 | 2 | 0 | 3 | 10 |
| Ubelaker | 23 | 5-5 | 3-3 | 4-6 | 7 | 0 | 0 | 2 | 0 | 0 | 17 |
| Keeley | 23 | 2-3 | 2-3 | 2-2 | 5 | 2 | 3 | 0 | 0 | 0 | 8 |
| Aebi | 22 | 2-5 | 1-1 | 3-4 | 0 | 2 | 5 | 2 | 0 | 1 | 8 |
| Hellen | 14 | 2-5 | 0-1 | 1-2 | 3 | 4 | 0 | 1 | 0 | 3 | 5 |
| Germano | 18 | 4-9 | 0-0 | 2-3 | 5 | 2 | 1 | 0 | 1 | 1 | 10 |
| Mainz | 17 | 2-4 | 0-0 | 4-4 | 4 | 1 | 3 | 0 | 0 | 0 | 8 |
| Henrichs | 7 | 0-0 | 0-0 | 0-0 | 0 | 0 | 0 | 0 | 0 | 0 | 0 |
| Stiger | 22 | 3-10 | 1-5 | 0-0 | 3 | 3 | 4 | 1 | 0 | 4 | 7 |
| Wittman | 8 | 0-1 | 0-1 | 0-0 | 2 | 0 | 1 | 1 | 0 | 0 | 0 |
| Gregory | 8 | 0-0 | 0-0 | 2-2 | 1 | 0 | 1 | 0 | 0 | 0 | 2 |
| TEAM | 20030-61 | 7-14 | 23-28 | 48 | 17 | 19 | 13 | 2 | 13 | 90 | |

| | | | |
|-------------|------|------|------|
| Halftime | FG% | 3PT% | FT% |
| Lynn 18 | .234 | .059 | .500 |
| Washburn 48 | .492 | .500 | .821 |

Technical: None

Notes: The Lady Blues fell behind early trailing 9-8 to Lynn, but went on a 25 to 4 run over the final 7:27 of the first half, taking 48-18 lead into the break. Washburn would stretch the lead to as many as 54 points in the half. Brooke Ubelaker led all scorers as she recorded 13 of her 17 in the first half as she hit was a perfect 3-of-3 from the field (all 3-pointers) with four free throws – all in 14 minutes of action.

Game #5

Dec. 4, 2006 • Topeka, Kan. • Lee Arena (1,950)

No. 2 Washburn 69 • Southwestern 36

| SC | MP | FG | 3P | FT | R | F | AS | TO | BS | ST | TP |
|-------------|-----------------|-------------|------------|-----------|-----------|----------|-----------|----------|----------|-----------|----|
| Gandy | 26 | 2-7 | 0-0 | 0-0 | 5 | 2 | 0 | 2 | 2 | 1 | 4 |
| Wilson | 19 | 0-2 | 0-0 | 0-2 | 5 | 4 | 0 | 3 | 0 | 0 | 0 |
| Beal | 29 | 5-14 | 3-7 | 0-0 | 0 | 3 | 2 | 4 | 0 | 0 | 13 |
| Harvey | 21 | 0-3 | 0-2 | 0-0 | 1 | 0 | 1 | 0 | 0 | 0 | 0 |
| Jones | 21 | 1-3 | 0-0 | 0-0 | 0 | 2 | 0 | 3 | 0 | 0 | 2 |
| Johnson | 4 | 0-0 | 0-0 | 0-0 | 0 | 0 | 0 | 0 | 0 | 1 | 0 |
| Greenberg | 18 | 1-6 | 1-3 | 2-2 | 4 | 1 | 0 | 2 | 0 | 0 | 5 |
| Bunting | 7 | 2-3 | 0-0 | 1-1 | 2 | 0 | 1 | 0 | 0 | 0 | 5 |
| Colclasure | 17 | 0-3 | 0-3 | 0-0 | 3 | 1 | 1 | 2 | 0 | 0 | 0 |
| Laresen | 19 | 0-3 | 0-0 | 0-0 | 6 | 0 | 0 | 2 | 0 | 0 | 0 |
| Jarnagin | 4 | 0-2 | 0-0 | 0-0 | 0 | 0 | 0 | 0 | 0 | 0 | 0 |
| Baker | 15 | 3-6 | 0-0 | 1-1 | 1 | 1 | 0 | 1 | 1 | 1 | 7 |
| TEAM | 20014-52 | 4-15 | 4-6 | 33 | 14 | 5 | 19 | 3 | 3 | 36 | |

| Washburn | MP | FG | 3P | FT | R | F | AS | TO | BS | ST | TP |
|-------------|-----------------|-------------|-------------|-----------|-----------|-----------|-----------|-----------|-----------|-----------|----|
| Holmes,A. | 23 | 4-6 | 2-2 | 3-6 | 12 | 3 | 2 | 1 | 4 | 4 | 13 |
| Sullivan | 25 | 7-13 | 0-0 | 0-0 | 6 | 0 | 2 | 2 | 0 | 2 | 14 |
| Ubelaker | 30 | 3-12 | 2-8 | 2-2 | 7 | 1 | 4 | 2 | 1 | 2 | 10 |
| Keeley | 25 | 1-6 | 1-4 | 2-2 | 5 | 0 | 0 | 1 | 0 | 1 | 5 |
| Aebi | 27 | 3-5 | 0-0 | 0-0 | 2 | 1 | 4 | 0 | 2 | 0 | 6 |
| Hellen | 8 | 1-2 | 0-0 | 0-0 | 2 | 0 | 0 | 0 | 0 | 1 | 2 |
| Germano | 13 | 1-7 | 0-0 | 0-2 | 5 | 3 | 0 | 1 | 0 | 0 | 2 |
| Mainz | 13 | 2-2 | 0-0 | 0-1 | 2 | 1 | 2 | 1 | 0 | 1 | 4 |
| Henrichs | 2 | 0-0 | 0-0 | 0-0 | 0 | 0 | 0 | 0 | 0 | 0 | 0 |
| Stiger | 19 | 3-8 | 3-4 | 0-0 | 1 | 0 | 1 | 0 | 0 | 1 | 9 |
| Wittman | 2 | 1-2 | 0-0 | 0-0 | 0 | 0 | 0 | 0 | 1 | 1 | 2 |
| Gregory | 1 | 0-0 | 0-0 | 0-0 | 1 | 0 | 0 | 0 | 0 | 0 | 0 |
| TEAM | 20027-67 | 8-19 | 7-13 | 47 | 12 | 15 | 10 | 10 | 13 | 69 | |

| | | | |
|-------------|------|------|------|
| Halftime | FG% | 3PT% | FT% |
| SC 24 | .269 | .267 | .667 |
| Washburn 29 | .403 | .421 | .538 |

Technical: None

Notes: Lady Blues held Southwestern College to 12 points and 4 FG's in the second half in a 69-36 win over the Lady Moundbuilders. SC was scoreless for a stretch of the final 2:10 of the first half and the first 9:59 of the second half, Washburn turned a 1-point lead at 25-24 to a 28-point lead at 52-24 to put the game out of reach.

Game #6

Dec. 9, 2006 • Topeka, Kan. • Lee Arena (3,050)

No. 1 Washburn 68 • No. 24 Missouri Western

| MWSU | MP | FG | 3P | FT | R | F | AS | TO | BS | ST | TP |
|-------------|-----------------|-------------|------------|-----------|-----------|-----------|----------|----------|-----------|----|----|
| Johnson | 37 | 10-19 | 3-5 | 4-4 | 3 | 1 | 2 | 4 | 0 | 2 | 27 |
| Petersen | 33 | 3-4 | 2-2 | 3-4 | 8 | 2 | 2 | 2 | 1 | 2 | 11 |
| Buzoka | 26 | 8-16 | 1-2 | 2-2 | 6 | 4 | 1 | 1 | 1 | 0 | 19 |
| Davis | 34 | 2-6 | 0-3 | 4-6 | 5 | 2 | 5 | 4 | 0 | 1 | 8 |
| Javois | 34 | 1-4 | 1-1 | 2-2 | 2 | 3 | 2 | 2 | 2 | 1 | 5 |
| Sledge | 6 | 1-3 | 0-1 | 0-0 | 1 | 1 | 0 | 0 | 0 | 0 | 2 |
| Thomas | 13 | 0-1 | 0-0 | 0-0 | 1 | 0 | 0 | 0 | 0 | 1 | 0 |
| Woods | 4 | 0-0 | 0-0 | 0-0 | 0 | 0 | 1 | 0 | 0 | 0 | 0 |
| DeAlmeida | 13 | 1-3 | 1-3 | 1-2 | 1 | 4 | 1 | 0 | 0 | 1 | 2 |
| TEAM | 20026-56 | 8-17 | 2-8 | 15 | 14 | 14 | 4 | 8 | 76 | | |

| Washburn | MP | FG | 3P | FT | R | F | AS | TO | BS | ST | TP |
|-------------|-----------------|-------------|--------------|-----------|-----------|-----------|-----------|----------|----------|-----------|----|
| Holmes,A. | 31 | 6-13 | 0-0 | 4-5 | 10 | 3 | 0 | 6 | 2 | 1 | 16 |
| Sullivan | 17 | 1-5 | 0-0 | 0-2 | 5 | 3 | 1 | 0 | 1 | 1 | 2 |
| Ubelaker | 36 | 3-11 | 0-3 | 7-7 | 9 | 1 | 1 | 1 | 0 | 1 | 13 |
| Keeley | 34 | 4-6 | 1-2 | 0-0 | 7 | 3 | 0 | 3 | 0 | 0 | 9 |
| Aebi | 38 | 2-5 | 0-1 | 2-2 | 3 | 3 | 1 | 3 | 0 | 1 | 6 |
| Germano | 2 | 1-1 | 0-0 | 0-0 | 1 | 0 | 0 | 0 | 1 | 0 | 2 |
| Mainz | 19 | 1-3 | 0-0 | 2-2 | 1 | 0 | 0 | 0 | 0 | 1 | 4 |
| Holmes,N. | 2 | 1-1 | 0-0 | 0-0 | 0 | 1 | 0 | 1 | 0 | 0 | 2 |
| Stiger | 21 | 6-16 | 2-6 | 0-2 | 3 | 0 | 8 | 6 | 0 | 4 | 14 |
| TEAM | 20025-61 | 3-12 | 15-20 | 42 | 14 | 11 | 20 | 4 | 9 | 68 | |

| | | | |
|-------------|------|------|------|
| Halftime | FG% | 3PT% | FT% |
| MWSU 38 | .464 | .471 | .800 |
| Washburn 37 | .410 | .250 | .750 |

Technical: None

Notes: No. 1 Washburn Lady Blues fell for the first time in Lee Arena in 40 regular season games and had their MIAA record 26-game winning streak snapped. MWSU's Jill Johnson scored a game-high 27 points hitting 10 of 19 from the field, with 18 coming in the first half. The Lady Blues were led by Amanda Homes, who recorded her third straight double-double with 16 points and 10 rebounds. Stiger chalked up 14 and Ubelaker scored 13. Washburn outrebounded the Griffons 42 to 28, but committed a season-high 20 turnovers leading to 16 points for the Griffons.