



## 2006-07 LADY BLUES BASKETBALL SCHEDULE

DATE	OPPONENT	TIME
Sun., Nov. 5	at Kansas (Exhibition)	L 62-68
Tues., Nov. 7	at Missouri-Kansas City (Exhibition)	W 73-70
Fri., Nov. 10	vs Ichabod Golf Team (Exhibition)	L 65-79
<b>Emporia State/Candlewood Suites Classic • Emporia, Kan.</b>		
Fri., Nov. 17	vs Southwestern Oklahoma	W 81-40
Sat., Nov. 18	vs Cameron	W 96-65
<b>Premier Mortgage/WIBW Radio Holiday Classic • Topeka, Kan.</b>		
Fri., Nov. 24	CAMERON	W 89-66
Sat., Nov. 25	LYNN	W 90-40
Mon., Dec. 4	SOUTHWESTERN COLLEGE	W 69-36
Sat., Dec. 9	No. 24 MISSOURI WESTERN*	L 68-76
Tues., Dec. 12	BENEDICTINE	W 81-65
Sat., Dec. 16	LINCOLN	W 81-29
<b>Hoops and Surf Classic • Honolulu, Hawaii</b>		
Tues., Dec. 19	vs Northwood (Mich.)	W 90-44
Wed., Dec. 20	vs No. 7 Glenville State	W 69-57
Sat., Dec. 30	at Central Missouri*	W 66-44
Wed., Jan. 3	No. 4 EMPORIA STATE* -- (KTWU)	W 69-62
Sat., Jan. 6	NORTHWEST MISSOURI*	W 71-57
Wed., Jan. 10	FORT HAYS STATE* -- (KTWU)	W 78-34
Sat., Jan. 13	at Truman*	W 83-58
Wed., Jan. 17	SOUTHWEST BAPTIST*	W 88-56
Sat., Jan. 20	PITTSBURG STATE* -- (KTWU)	W 84-55
Wed., Jan. 24	at Missouri Southern*	W 65-54
Sat., Jan. 27	at No. 2 Missouri Western*	L 47-49
Thurs., Feb. 1	MISSOURI SOUTHERN*	W 81-50
Sat., Feb. 3	at Pittsburg State*	5:30 p.m.
Tues., Feb. 6	at Southwest Baptist*	5:45 p.m.
Sat., Feb. 10	TRUMAN*	1:30 p.m.
Wed., Feb. 14	at Northwest Missouri*	5:30 p.m.
Sat., Feb. 17	at Emporia State* -- (CSTV)	11 a.m.
Wed., Feb. 21	at Fort Hays State*	5:30 p.m.
Sat., Feb. 24	CENTRAL MISSOURI*	5:30 p.m.
Mar. 2, 3, 4	MIAA Postseason Conference Tournament	TBA
Mar. 9, 10, 12	NCAA South Central Regional Tournament	TBA
Mar. 21, 22, 24	NCAA Elite Eight	TBA

Home Games, CAPS, BOLD, BLUE - Games played at Lee Arena

\* Denotes MIAA Game - Times CST unless listed otherwise

### Washburn Sports Information Office

Sports Information Director	Gene Cassell
WBB Contact	Cassell
SID Office Phone	(785) 670-1791
SID Fax	(785) 670-1091
e-mail	gene.cassell@washburn.edu
Athletics Web site	www.wusports.com



**Series Record:** WU leads 40-24

**Last Meeting:** WU 84-55 on 1/20/07

in Topeka

**Last WU win:** same

**Last PSU win:** 69-57 on 2/10/01 in

Topeka

**Worth noting:** Washburn has won the last 12 in the series by an average score of 73.1 to 56.0 ... the Lady Blues are 6-1 under McHenry in games in Pittsburg

### Game 21

**Game 21 Matchup:** Washburn (18-2, 9-2 MIAA) at Pittsburg State (9-10, 4-7 MIAA)

**Date:** Saturday, Feb. 3

**Time:** 5:30 p.m.

**Site:** John Lance Arena (6,500)

**Radio:** Lady Blues games will be broadcast on KTPK 106.9 FM with Mark Elliott and Bruce Steinbrock.

**Online:** <http://images.radcitey.net/5089/1635475.aspx>

**Live Stats:** <http://www.pittstategorillas.com/womensbasketball/livestats/xlive.htm>

**Video Webstream:** Available for \$4 through [www.themiasa.tv](http://www.themiasa.tv)

**Coaches:** Washburn head coach Ron McHenry is 177-35 (.838) in his seventh season - McHenry is 12-2 against Pittsburg State.

Pitt State head coach Steve High is in his 18th season at the helm of the Gorillas program has compiled a 294-195 (.603) record as head - High is 13-21 against Washburn.

**Rankings:** The Lady Blues are ranked No. 5 in the WBCA ESPN/USA Today Division II Coaches Poll and No. 2 in the NCAA South Central Regional Poll.



In conjunction with the launch of the-miaa.tv, all basketball webcasts available through the site will be only \$4 per game -- men's or women's. Users of [themiasa.tv](http://themiasa.tv) can watch games on any home computer with Windows Media Player or other player capable of showing streaming windows video, as long as a high-speed DSL or cable internet connection is used. Games can be ordered in advance or while they are in progress -- an account at Penn Atlantic's site, [PennAtlantic.com](http://PennAtlantic.com), is all that is needed to purchase the games.

### THE NO. 5 RANKED LADY BLUES LOOK TO CONTINUE WINNING WAY OVER THE GORILLAS SATURDAY NIGHT ...

The No. 5 ranked Washburn Lady Blues (18-2, 9-2 MIAA) hit the road to Pittsburg, Kan., to take on the Gorillas Saturday night at 5:30 p.m. in John Lance Arena. The Lady Blues are coming off an 81-50 win over Missouri Southern on Thursday night and the Gorillas fell in overtime to Fort Hays State on the road 81-70 to the Tigers.

### LADY BLUES ON RADIO ...

Lady Blues games will be broadcast on KTPK 106.9 with former Washburn quarterback Mark Elliott calling all the action. The games will also be streamed live online at <http://images.radcitey.net/5089/1635475.aspx>.

### THE COACHES ...

**Washburn head coach Ron McHenry** has posted a 177-35 (.838) record overall and 92-25 (.782) record in the MIAA with four consecutive MIAA regular season championships and the 2005 NCAA National Championship. He was named the Lady Blues head

### Washburn Lady Blues Notes ^ Probable starter • Complete roster on page 6

#	Name	Pos	HT	Class	PPG	RPG	APG	Notes
3	^Cindy Keeley	G	5-9	Sr.	9.2	4.8	2.4	Needs 1 steal to move into top 15 on all-time chart
4	^Amanda Holmes	F	6-2	Jr.	11.6	7.5	1.3	Needs three rebounds for 300 for career
10	^Jessica Aebi	G	5-7	Sr.	7.7	2.1	3.6	Moved into top 17 on all-time 3-pointer chart (41)
11	Renata Germano	C	6-2	So.	4.8	3.0	0.4	12 of 17 from free throw line in the last 5 minutes of games this season
13	Jessica Mainz	G	5-9	So.	4.0	3.0	2.7	Averaging 5.0 pts, 5.25 assts, 4.75 rebs, 2.5 steals per game in last four
15	Nikki Holmes	G	5-10	Sr.	4.5	2.4	0.6	At least 1 field goal in last 9 of last 10 games
20	Holly Henrichs	G	5-5	Sr.	0.6	0.3	0.3	4 of 4 from free throw line this season
21	Corkey Stiger	G	5-9	Jr.	12.4	3.8	3.2	18 pts against MSSU, highest since scoring 20 vs Benedictine on 12/12/06
23	Stephanie Wittman	G	5-10	So.	0.8	1.0	0.5	Missed MSSU game with hip injury
24	Karla Tailele	G	5-6	Jr.	4.0	0.0	0.5	Will redshirt this season with continuing knee problems
25	^Megan Sullivan	F	6-1	Sr.	5.6	3.3	1.0	26 minutes played against MSSU was a season-high
32	^Brooke Ubelaker	F	5-11	Sr.	15.1	5.4	2.1	Needs one 3-pointer for 200 for her career, most in school history
33	Hope Gregory	G	5-10	Fr.	0.4	1.2	0.2	Will redshirt this season straining previous injury



### Ron McHenry, 7th season

Since his appointment as head coach prior to the 2000-01 season, Ron McHenry has quickly returned the Washburn women's basketball program to national prominence.

In seven seasons on the Lady Blues bench, McHenry has won 83 percent of his games going 177-35 (.838) overall with four straight MIAA Championships and two straight MIAA Tournaments. During the 2005-06 season, Washburn continued its NCAA record 51-game winning streak into the regional finals, where Washburn fell in overtime. For his efforts, he named the MIAA Coach of the Year after leading the team to a perfect 16-0 season.

In 2004-05, McHenry was named MIAA Coach of the Year and Molten/Division II Bulletin National Coach of the Year after guiding Washburn to its first-ever NCAA Division II crown in any sport. He also led the Lady Blues to a third straight MIAA regular season title, an MIAA Tournament title and a South Central Regional title with a 35-2 record.

In his seven seasons McHenry has posted a 177-35 (.837) record overall and 92-25 (.790) record in the MIAA. He is third among active women's NCAA Division II Coaches in winning percentage.

The Lady Blues posted a 26-5 record and a second straight MIAA regular season crown in 2003-04. The Lady Blues also earned a berth to the NCAA Division II National Tournament for the third straight year.

In only his third season in 2002-03, McHenry guided the Lady Blues to a regular season MIAA title, a Sonic/MIAA Tournament championship and a berth to the Division II Elite Eight.

The Lady Blues tied for second most wins in team history at 30-4 and went to the Elite Eight for the third time in team history. For his efforts he was named District VI Coach of the Year.

In his second season McHenry engineered one of the best turnarounds in Division II, guiding Washburn to the South Central Regional and finishing with a 23-7 record.

He guided the Lady Blues to back-to-back 20 win seasons after finishing with a 13-14 record in 2000-01, which was also his first season as a head coach at the collegiate level.

McHenry was named the head coach on May 8, 2000.

He became only the fifth coach in the history of the women's basketball program at Washburn and the first new head coach since Patty Dick joined the Lady Blues as the head coach in the 1977-78 season.

Prior to his new appointment, McHenry spent the previous 11 seasons as a member of the men's basketball coaching staff under current coach Bob Chipman. While on the Washburn bench, he was a part of 243 wins. In addition to his basketball duties, McHenry was the men's golf coach for eight seasons.

McHenry has had a diverse coaching career. He began his career as a graduate assistant to Chipman during the 1984-85 season. He then went on to Perry High School in 1986 where he served as assistant boys coach.

McHenry quickly moved up the coaching ranks in 1988 when he assumed an assistant's position with the Topeka Sizzlers of the Continental Basketball Association.

McHenry eventually became the Sizzlers' interim head coach before joining the Washburn staff for the 1989-90 campaign. During his first year on the Washburn staff, McHenry was the department's academic advisor.

McHenry played for Washburn after stints at Coffeyville Community College and the University of Kansas. He started for the Ichabods during the 1983-84 season.

He graduated from Washburn with a bachelor's degree in communications and went on to earn a master's degree in sports administration from Wichita State University in 1987.

McHenry and his wife, Mischa, have three children, Danielle, Samantha and Ronnie.

### McHenry Through the Years

Year	W/L	Postseason
2000-01	13-14	MIAA Tournament
2001-02	23-7	NCAA Tournament 1st Round
2002-03	30-4	NCAA Elite Eight
2003-04	26-5	NCAA Regional Semifinals
<b>2004-05</b>	<b>35-2</b>	<b>NCAA National Champions</b>
2005-06	32-1	NCAA Regional Finals
2006-07	18-2	
<b>7 seasons</b>	<b>177-35 (.838)</b>	

### Probable Washburn Starters

LADY BLUES (18-2, 9-2) HT			YR	Pos	Hometown	PPG	RPG
3	Cindy Keeley	5-9	Sr.	G	Great Bend, Kan.	9.2	4.8
10	Jessica Aebi	5-7	Sr.	G	Enid, Okla.	7.7	3.6 apg
32	Brooke Ubelaker	5-10	Sr.	F	Osborne, Kan.	15.1	5.4
25	Megan Sullivan	6-1	Sr.	F	Spring, Hill, Kan.	5.6	3.3
4	Amanda Holmes	6-2	Jr.	F	Topeka, Kan.	11.6	7.5

### Probable Pittsburg State Starters

Gorillas (9-10, 4-7)		HT	YR	Pos	Hometown	PPG	RPG
14	Jannelle Klein	6-0	Jr.	F	Valley Center, Kan.	11.1	4.9
20	Candice Gilbert	5-9	Jr.	F	Minneapolis, Minn.	13.2	6.5
52	Tracy Patry	6-1	Jr.	C	Andale, Kan.	7.6	4.1
13	Anna Nimz	5-10	Sr.	G	Topeka, Kan.	11.3	3.4
32	Marissa Poppe	5-9	Fr.	G	Girard, Kan.	8.7	3.4

### McHenry vs Ranked Teams

Date	Rank	Opponent	Score	WU
<b>2000-01 Season</b>				
1/10/01	No. 3	vs Emporia State	L 42-65	
1/17/01	No. 24	vs Central Missouri	W 65-64	
1/20/01	No. 21	vs Missouri Western	L 43-86	
2/8/01	No. 3	at Emporia State	L 50-55	
2/17/01	No. 15	at Missouri Western	L 50-76	
2/27/01	No. 15	at Missouri Western*	L 52-64	
<b>2001-02 Season</b>				
11/24/01	No. 17	at Nebraska-Kearney	W 46-45	
1/2/02	No. 5	vs Missouri Western	L 67-69	
1/30/02	No. 2	at Missouri Western	L 64-72	
3/1/02	No. 1	vs Missouri Western*	L 51-54	
<b>2002-03 Season</b>				
1/29/03	No. 22	vs Missouri Western	L 56-60	5
2/19/03	No. 22	vs Emporia State	W 65-57	12
2/26/03	No. 24	at Missouri Western	W 70-55	11
3/15/03	No. 25	vs Emporia State@	W 66-60	8
3/17/03	No. 17	vs Drury!	W 87-71	8
3/26/03	No. 15	vs Northern Kentucky#	L 53-65	5
<b>2003-04 Season</b>				
1/7/04	No. 9	vs Emporia State	L(2ot) 76-78	5
2/18/04	No. 17	vs Northwest Missouri	W 66-57	13
2/28/04	No. 3	at Emporia State	W 51-50	13
3/6/04	No. 20	vs Northwest Missouri*	L 68-76	11
3/13/04	No. 2	vs Drury#	L 55-67	13
<b>2004-05 Season</b>				
12/11/04	No. 1	at Drury	W 64-53	4
12/29/04	No. 25	vs Missouri Western	W 77-66	1
1/5/05	No. 2	at Emporia State	L 60-67	1
2/23/05	No. 6	Emporia State	W 57-48	3
3/6/05	No. 7	vs Emporia State	W 63-41	3
3/12/05	No. 6	vs Angelo State@	W 76-67	3
3/14/05	No. 7	vs Emporia State!	W 63-51	3
3/23/05	No. 8	vs Charleston#	W 73-60	2
3/24/05	No. 18	vs Central Arkansas##	W 69-67	2
3/26/05	No. 3	vs Seattle Pacific###	W 70-53	2
<b>2005-06 Season</b>				
12/9/06	No. 24	Missouri Western	L 68-76	1
12/20/06	No. 7	vs Glenville State	W 69-57	5
1/2/07	No. 4	Emporia State	W 69-62	3
1/27/07	No. 2	at Missouri Western	L 47-49	3

### Lady Blues head coach Ron McHenry is ... 19-16 all-time against ranked teams

#### 17-8 all-time when both teams are ranked

\* - MIAA Tournament

@ - NCAA South Central Regional Semifinals

! - NCAA South Central Regional Finals

# - NCAA National Quarterfinals

## - NCAA National Semifinals

### - NCAA National Championship Game

coach prior to the 2000-01 season. He is third among active women's NCAA Division II coaches in winning percentage and has the 10th most wins in MIAA history. McHenry was named the MIAA's Coach of the Year in 2005 and in 2006 and the Division II Bulletin National Coach of the Year in 2005. (complete bio on page 2 of notes.)

**Pittsburg State head coach Steve High** is in his 18th season at the helm of the Gorillas program. High (Northern Iowa, '74) has compiled a 294-195 (.603) record as head coach at Pitt State, including two MIAA regular season titles ('92, '96) and five NCAA Tournament appearances ('92-93, '95, '97-98). He is the all-time winningest MIAA coach with 294 wins. High is 13-20 all-time against Washburn.

### LAST TIME OUT FOR THE LADY BLUES ...

**Lady Blues top Lions for 11th straight time in Lee Arena**  
TOPEKA, Kan. - The No. 5 ranked Washburn Lady Blues topped Missouri Southern for the second time in eight days as they topped the Lions 80-51 in Lee Arena. With the win, Washburn improves to 18-2 and 9-2 in the MIAA while Missouri Southern falls to 10-9 and 3-8 in conference dropping their seventh straight game.

Washburn opened the game on a 17-2 run and never



**WBCA National Coaches Poll**

<i>Weekly Poll No. 9 - Jan. 30, 2007</i>			
	LW	Record	Points
1. University of North Dakota - 18	1	23-1	609
2. Missouri Western State - 4	2	20-0	602
3. Southern Connecticut State University	4	20-0	571
4. Florida Gulf Coast University - 3	5	21-0	537
5. Washburn University (Kan.)	3	17-2	533
6. Glenville State College (W. Va.)	7	18-2	498
7. Lewis University (Ill.)	9	17-2	466
8. California State University, Chico	6	14-2	431
9. Delta State University (Miss.)	12	16-3	405
10. West Texas A&M University	13	16-3	384
11. Emporia State University (Kan.)	11	14-4	374
12. Grand Valley State University (Mich.)	10	16-4	307
13. Augustana College (S.D.)	8	20-4	306
14. American International College (Mass.)	17	16-4	266
15. Holy Family University (Penn.)	16	17-2	249
16. University of South Dakota	14	15-4	239
17. Clayton State University (Ga.)	15	16-2	238
18. Northern State University (S.D.)	22	16-4	177
19. University of California, San Diego	25	13-3	165
20. Henderson State University (Ark.)	19	15-4	138
21. Carson-Newman College (Tenn.)	20	16-3	126
22. Metropolitan State College of Denver (Colo.)	18	15-4	121
23. Regis University (Colo.)	NR	15-4	66
24. Stonehill College (Mass.)	21	16-5	58
25. Anderson University (S.C.)	23	16-3	55

Others Receiving Votes: Gannon University (Pa.) - 40; Florida Institute of Technology - 26; Valdosta State University (Ga.) - 26; Bentley College (Mass.) - 23; College of Saint Rose (N.Y.) - 14; Elizabeth City State University (N.C.) - 14; Augusta State University (Ga.) - 12; North Carolina Central University - Durham 11; Minnesota State University, Moorhead - 9; Southern Illinois University Edwardsville - 8; Rollins College (Fla.) - 4; Harding University (Ark.) - 3; East Stroudsburg University (Pa.) - 2; University Of Alaska, Anchorage - 2; Seattle Pacific University (Wash.) - 1.

**2006-07 NCAA Regional Poll**

<i>Regional Poll No. 1 -- 1/24/07</i>	<i>D2 Record</i>	<i>Region</i>	<i>LW</i>
1. Missouri Western State	18-0	15-0	1
2. Washburn	15-2	12-2	2
3. West Texas A&M	17-3	12-1	3
4. Emporia State	11-4	9-2	4
5. Montana State-Billings	12-4	10-3	10
6. Texas A&M-Commerce	11-5	9-4	NR
7. Northeastern State	11-6	10-6	6
8. Angelo State	11-7	11-5	7
9. Southeastern Oklahoma State	13-5	11-5	9
10. Northwest Missouri State	9-7	7-5	8

**Lady Blues week by week in national poll**

Preseason 6	5	—	3	10	—	15	—
1 — 2	6	—	2	11	—	16	—
2 — 1	7	—	2	12	—	17	—
3 — 5	8	—	3	13	—	18	—
4 — 5	9	—	5	14	—	19	—

looked back as they hit 7 of 14 first half 3-pointers pushing their lead to as many as 20 points in the first half. Brooke Ubelaker and Cindy Keeley were each 3 of 4 from behind the arch in the opening period scoring 11 points apiece as Washburn took a 44 to 20 lead into the break.

In the second half, stretched their lead to 26 early, but had their margin cut to 12 and the Lions would go on a 15-2 run cutting the lead to 51-39, but the Lady Blues returned with a 15-5 run of their own returning the lead to 23 points leading to the 81-50 win.

Keeley tied a career-high with 19 points on 7 of 11 shooting and a 5 of 7 mark from behind the 3-point line. She led four Lady Blues in double figures with Corkey Stiger scoring 18 off the bench. Ubelaker finished with 16 including her 199th 3-pointer of her career. Jessica Aebi scored 11 points.

Jessica Mainz had an all-around game with 6 points, 5 rebounds, 7 assists and five steals.

Dana-Mae Robbs led the Lions with 9 points.

The Lady Blues were 26 of 57 from the field (.456) while holding the Lions to 19 of 43 from the field (.442). Washburn, after going 4 of 13 from the free throw line against Missouri Western in their second loss of the season finished 18 of 20 including a 15 of 16 mark in the first half. The Lions were 8 of 13 from the charity stripe.

With the win, Washburn improves their series lead over the Lions to 37-23, including their 11th straight win over the Lions in Topeka.

**WASHBURN/PITTSBURG STATE SERIES NOTES . . .**

Saturday's meeting is the 65th in the series. Washburn is 40-24 all-time against the Gorillas. Washburn has won the last 12 meetings in the series and the last six in Topeka. The Lady Blues have also won the last five in Pittsburg. The Lady Blues own a neutral court win over the Gorillas in the MIAA Tournament in Kansas City in the quarterfinals of the 2004 tourney winning 71-58. The last Gorillas win in the series came in Topeka on Feb. 10, 2001 in Lee Arena by a score of 69-57. Pitt State is 11-22 all-time in Topeka and 6-16 all-time in Lee Arena.

**LAST MEETING WITH THE GORILLAS . . .****Series History - Washburn leads 40-24**

J18 1975	W 101-36	F20 1987	W 74-53	J13 2001	A	L 54-73
F15 1975	A W 46-41	J15 1988	W 74-56	F10 2001		L 57-69
J28 1976	A W 67-33	F13 1988	A L 65-69	J26 2002		W 64-62
F19 1976	W 71-42	J27 1989	A W 85-56	F23 2002	A	W 70-55
J22 1977	A W 76-56	F11 1989	W 70-43	J25 2003	A	W 75-68
F4 1977	W 65-61	! F28 1989	N W 66-42	F22 2003		W 71-58
J28 1978	L 52-72	J20 1990	A W 80-78	J28 2004	A	W 75-66
F10 1978	A W 71-65	J19 1991	W 88-66	F4 2004		W 67-37
J19 1979	A L 67-73	J18 1992	A L 60-63	* M4 2004	N	W 71-58
F3 1979	L 49-54	* M7 1992	A W 54-46	J26 2005		W 73-49
J12 1980	L 59-69	J16 1993	W(ot) 81-77	F2 2005	A	W 58-46
J25 1980	A L 73-75	J15 1994	W 80-67	J18 2006		W 74-54
J17 1981	W 59-53	F19 1994	A L 62-65	F8 2006	A	W 95-65
F13 1981	A L 54-68	J14 1995	A L 72-82	J20 2007		W 84-55
J29 1982	L 50-54	F18 1995	W 77-67			
F13 1982	A L 55-62	J27 1996	W(ot) 88-83			
J15 1983	L 65-77	J8 1997	A L 69-80			
F11 1983	A W 64-62	F1 1997	L 68-71			
J28 1984	A W 54-52	* F25 1997	L 62-79			
F17 1984	W 63-47	J7 1998	L 67-72			
J25 1985	A W 67-50	J31 1998	A L 57-64			
F8 1985	W 78-57	J6 1999	A L 63-73			
J18 1986	A L 55-62	J30 1999	L 54-65			
F14 1986	W 59-53	J15 2000	L 67-72			
J31 1987	W 79-67	F12 2000	A W 92-68			

**Schedule Legend**

!NAIA District 10 Playoffs

^NAIA Bi-District Playoffs

\*MIAA Postseason Tournament

#NCAA Tournament

##NCAA National Quarters

&NCAA National Semifinals

\$NCAA Championship Game

## 2006-07 MIAA Standings as of Feb. 2

	MIAA			OVERALL		
	W	L	Pct.	W	L	Pct.
x- MWSU (2)	11	0	1.000	21	0	1.000
WU (5)	9	2	0.818	18	2	0.900
ESU (11)	8	2	0.800	15	4	0.789
UCM	5	5	0.500	12	7	0.632
NWMSU	5	6	0.455	12	8	0.600
PSU	4	7	0.364	9	10	0.474
FHSU	3	8	0.273	11	8	0.579
SBU	3	8	0.273	11	9	0.550
MSSU	3	8	0.273	10	9	0.526
TSU	3	8	0.273	8	12	0.400

WBCA/USA Today/ESPN Division II ranking in parenthesis

x=Clinched berth in MIAA Championship Tournament

### Past Results

Tuesday, January 30

\*MWSU 83 @ SBU 73 Final

Wednesday, January 31

\*ESU 60 @ NWMSU 46 Final

\*PSU 70 @ FHSU 81 Final/OT

\*TSU 62 @ UCM 98 Final

Thursday, February 1

\*MSSU 50 @ WU 81 Final

### Upcoming Schedule

Saturday, February 3

\*SBU @ TSU , 1:30 PM

\*UCM @ NWMSU , 1:30 PM

\*MSSU @ FHSU , 3:00 PM

\*MWSU @ ESU , 5:30 PM

\*WU @ PSU , 5:30 PM

Monday, February 5

Morningside (Iowa) @ MWSU , 6:00 PM

Tuesday, February 6

\*WU @ SBU , 5:45 PM

Wednesday, February 7

\*ESU @ MSSU , 5:30 PM

\*NWMSU @ TSU , 5:30 PM

\*PSU @ MWSU , 5:30 PM

\*UCM @ FHSU , 5:30 PM

Saturday, February 10

\*ESU @ UCM , 1:30 PM

\*NWMSU @ PSU , 1:30 PM

\*TSU @ WU , 1:30 PM

\*FHSU @ MWSU , 5:30 PM

\*SBU @ MSSU , 5:30 PM

Monday, February 12

\*FHSU @ SBU , 5:45 PM

Wednesday, February 14

\*MSSU @ UCM , 5:30 PM

\*MWSU @ TSU , 5:30 PM

\*PSU @ ESU , 5:30 PM

\*WU @ NWMSU , 5:30 PM

Thursday, February 15

FHSU @ Oklahoma Panhandle State , 5:30 p.m.

Saturday, February 17

\*MSSU 0 @ NWMSU 0 , 1:30 PM

\*TSU 0 @ FHSU 0 , 3:00 PM

(Jan. 20, 2007) The No. 2 Washburn Lady Blues won their 11th straight game in a row and their 12th straight over Pittsburg State in an 84-55 win over the Gorillas. With the win the Lady Blues improved to 16-1 and 7-1 in the MIAA while the Gorillas fell to 7-9 and 2-6 in conference play. The Lady Blues will be in action on Wednesday, Jan. 24 at 5:30 p.m. in Joplin, Mo.

The Lady Blues held the Gorillas to 38 percent shooting in the first half while Washburn was 15 of 33 from the field for a 46 percent average as they took a 36-27 lead into the locker room at the break. Washburn led by as many as 14 in the first half.

In the second half, Washburn had their lead cut to seven at 43-36, but following a pair of jumpers by Amanda Holmes and Corkey Stiger and a 3-pointer by Brooke Ubelaker, Washburn pushed their lead to 12 and never looked back in the 29-point win.

Washburn was led by Ubelaker who scored a game-high 21 points on 7 of 13 shooting. Stiger scored 13 with Cindy Keeley scoring 11 and Jessica Aebi put in 10.

Candice Gilbert led the Gorillas with 15 points adding a double double with 10 rebounds.

Washburn shot 50 percent for the game hitting 17 of 31 shots in the second half while holding the Gorillas to 30 percent in the second half and 33 percent for the game (18 of 54).

### ABOUT THE PITTSBURG STATE GORILLAS . . .

Pittsburg State enters the game with an overall record of 9-10, 4-7 in the MIAA. In their last game on Wednesday, the Gorillas fell in overtime to Fort Hays State on the road 81-70. The Gorillas have only won one road conference game this season, a 68-65 victory at Northwest Missouri State back on January 13th.

Candice Gilbert leads the team in scoring averaging 13.2 points per game, but she is averaging 17.2 ppg in conference play. Gilbert is also the team leader in rebounds per game with 6.5. Anna Nimz leads the team in assists per game with 2.9. Nimz is also averaging double figuring scoring with 11.3 ppg and Janielle Klein is averaging 11.1 ppg.

### LAST TIME OUT FOR PITTSBURG STATE . . .

(Jan. 31) HAYS, Kan. -- Fort Hays State University pulled away midway through overtime to claim an 81-70 victory over Pittsburg State University Wednesday at Gross Memorial Coliseum.

Candice Gilbert scored a layup with 20 seconds remaining in regulation to force the extra session.

The Tigers (11-8, 3-8 MIAA) missed their first 12 3-point field goals, but Katie Rausch hit a pivotal trey in the extra session to help doom the Gorillas (9-10, 4-7 MIAA).

Gilbert scored a game-high 18 points for Pitt State, while Anna Nimz and Nikki Pierce added 12 apiece.

Ashlee Gustin had 18 points and 11 rebounds, while Sheena Kuntzsch added 17 points and 11 rebounds for FHS. Rausch also finished with 17 points and nine rebounds as the Tigers owned a 58-33 rebounding advantage, including a 28-10 margin on the offensive glass.

### LADY BLUES NOTES . . .

#3 - Cindy Keeley - Needs 1 steal to move into top 15 on all-time chart

#4 - Amanda Holmes - Needs three rebounds for 300 for career

#10 - Jessica Aebi - Moved into top 17 on all-time 3-pointer chart (41)

#11 - Renata Germano - 12 of 17 from free throw line in the last 5 minutes of games this season

#13 - Jessica Mainz - Averaging 5.0 pts, 5.25 assts, 4.75 rebs, 2.5 steals per game in last four

#15 - Nikki Holmes - At least 1 field goal in last 9 of last 10 games

- #20 – Holly Henrichs – 4 of 4 from free throw line this season
- #21 – Corkey Stiger – 18 pts against MSSU, highest since scoring 20 vs Benedictine on 12/12/06
- #23 – Stephanie Wittman – Missed MSSU game with hip injury
- #24 – Karla Talele – Will redshirt this season with continuing knee problems
- #25 – Megan Sullivan – 26 minutes played against MSSU was a season-high
- #32 – Brooke Ubelaker – Needs one 3-pointer for 200 for her career, most in school history
- #33 – Hope Gregory – Will redshirt this season straining previous injury

#### **LADY BLUES TIP-INS...**

- Senior Brooke Ubelaker has started all 121 games of her Washburn career and she has scored in double figures in 92 games ... against Central Missouri, she became the sixth Lady Blue to record at least 1,500 points and 600 rebounds.
- Senior Cindy Keeley has played in 121 games at Washburn career and is 13th on the all-time 3-pointers made chart with 60 for her career.
- The Lady Blues bench has outscored their opponents bench this season 562-275.
- The Lady Blues have not allowed an opponent to shoot above 50 percent in a game in a streak of 59 contests - Angelo State was the last time to hit 50 percent of their shots in the first round of the NCAA Tournament in Springfield when they connected on 26 of 52 shots on March 12, 2005.
- The Lady Blues have not allowed an opponent to score 100 points in 239 straight games. The last foe to reach the century mark was on Jan. 27, 1999 when ESU scored 106 points in a 40-point win.
- The Lady Blues are 217-79 (.731) all-time in MIAA play.
- Washburn is 94-10 in games in Lee Arena under head coach Ron McHenry.
- Cindy Keeley moved into a tie for 19th in career blocks with 37. She also moved into a tie for 15th on the all-time steals chart with 128.
- Under head coach Ron McHenry, the Lady Blues are 18-11 following a loss ... Washburn was 5-7 in McHenry's first season after a loss on the bench, but have gone 8-0 in the last two seasons after suffering a setback and 14-3 in the last five seasons.

#### **LADY BLUES IN LEE ARENA...**

In their 23rd season in Lee Arena, the Lady Blues are 286-55 (.836) overall at home. The longest winning streak was 44 games from Dec. 1, 1990 to March 20, 1993.

The Lady Blues were 15-0 in Lee Arena last season, out scoring opponents by a 78.2-49.9 average. The Lady Blues were 13-1 in Lee Arena in 2003-04, 16-1 in 2002-03 and 15-1 in 2001-02. The Lady Blues have won 30 straight regular season non-conference games in Lee Arena. The last defeat by a non-conference team in the regular season was to Missouri-St. Louis in a 59-51 setback on Dec. 30, 2000.

Washburn is 94-10 (.901) in home games under Ron McHenry.

#### **LADY BLUES HISTORY...**

Washburn is 658-318 (.675 in 976 games) in its 38th season of intercollegiate action. Entering this season, the Lady Blues were 24th in Division II winning percentage and 18th in Division II wins.

#### **LADY BLUES IN THE NATIONAL POLL...**

**(Jan. 30, 2007):** The Washburn Lady Blues fell from No. 3 in the USA Today/ESPN/WBCA Coaches Poll to No. 5 that was released today. The Lady Blues have been ranked in 71 straight weeks of the

national poll dating back to the 2002-03 season. The Lady Blues have been ranked in the top 25 after being ranked in each poll the last four seasons, plus the last 15 of the 2002-03 season entering the poll on Dec. 11, 2002. Washburn spent the entire 2005-06 season as the No. 1 ranked team in the land before falling in the NCAA South Central Regional finals to Emporia State.

#### **UP NEXT...**

Following a pair of road games at Pittsburg State on Feb. 3 and Southwest Baptist on Feb. 6, the Lady Blues will return home to face Truman on Feb. 10. The Lady Blues will then go on their longest road trip of the season as they will have three straight road games at Northwest Missouri on Feb. 14, Emporia State on Feb. 17 and Fort Hays State on Feb. 21, the Lady Blues will wrap up the regular season on Feb. 24 in Topeka against Central Missouri and celebrate senior day for six Washburn players: Brooke Ubelaker, Cindy Keeley, Megan Sullivan, Jessica Aebi and Nikki Holmes.



**Numerical**

3	Cindy Keeley	G	5-9	Sr.	Great Bend, Kan./Great Bend High School
4	Amanda Holmes	F	6-2	Jr.	Topeka, Kan./Texas Christian
10	Jessica Aebi	G	5-7	Sr.	Enid, Okla./Northeastern Oklahoma A&M
11	Renata Germano	C	6-2	So.	Rio de Janero, Brazil/Southeastern Illinois College
13	Jessica Mainz	G	5-9	So.	Topeka, Kan./Shawnee Heights High School
15	Nikki Holmes	G	5-10	Sr.	Arlington, Texas/Tyler Junior College
20	Holly Henrichs	G	5-5	Sr.	Dodge City, Kan./Dodge City High School
21	Sequorhea Stiger	G	5-9	Jr.	Hopkinsville, Ky./Trinity Valley Community College
23	Stephanie Wittman	G	5-10	So.	Salina, Kan./Sacred Heart High School
*24	Karla Taillele	G	5-6	Jr.	Laie, Hawaii/Hutchinson Community College
25	Megan Sullivan	F	6-1	Sr.	Spring Hill, Kan./Spring Hill High School
32	Brooke Ubelaker	F	5-11	Sr.	Osborne, Kan./Osborne High School
*33	Hope Gregory	G	5-10	Fr.	Cheney, Kan./Cheney High School

\*-will receive medical redshirt this season

**Alphabetical**

10	Jessica Aebi	G	5-7	Sr.	Enid, Okla./Northeastern Oklahoma A&M
11	Renata Germano	C	6-2	So.	Rio de Janero, Brazil/Southeastern Illinois College
*33	Hope Gregory	G	5-10	Fr.	Cheney, Kan./Cheney High School
20	Holly Henrichs	G	5-5	Sr.	Dodge City, Kan./Dodge City High School
4	Amanda Holmes	F	6-2	Jr.	Topeka, Kan./Texas Christian
15	Nikki Holmes	G	5-10	Sr.	Arlington, Texas/Tyler Junior College
3	Cindy Keeley	G	5-9	Sr.	Great Bend, Kan./Great Bend High School
13	Jessica Mainz	G	5-9	So.	Topeka, Kan./Shawnee Heights High School
21	Sequorhea Stiger	G	5-9	Jr.	Hopkinsville, Ky./Trinity Valley Community College
25	Megan Sullivan	F	6-1	Sr.	Spring Hill, Kan./Spring Hill High School
*24	Karla Taillele	G	5-6	Jr.	Laie, Hawaii/Hutchinson Community College
32	Brooke Ubelaker	F	5-11	Sr.	Osborne, Kan./Osborne High School
23	Stephanie Wittman	G	5-10	So.	Salina, Kan./Sacred Heart High School

\*-will receive medical redshirt this season

Head Coach: Ron McHenry (Washburn '84)

Washburn/career coaching record: 177-35 (.838)

Assistant Coaches: Dustin Odum and Toni Gross

Student Assistant Coaches: Carla Sintra, Lora Westling

**Pronunciation Guide**

10	Jessica Aebi	AB-ee
11	Renata Germano	Rah-NAH-ta GER-mah-no
13	Jessica Mainz	Maines
14	Karla Taillele	Tah-LAY-lay
21	Sequorhea Stiger	SAH-core-ee-ah STY-ger
32	Brooke Ubelaker	YOU-bah-laker

**By Class**

<b>Seniors (6)</b>	<b>Sophomores (3)</b>
Jessica Aebi	Jessica Mainz
Holly Henrichs	Stephanie Wittman
Nikki Holmes	Renata Germano
Cindy Keeley	<b>Freshman (1)</b>
Megan Sullivan	Hope Gregory
Brooke Ubelaker	
<b>Juniors (4)</b>	
KG Hellen	
Amanda Holmes	
Sequorhea Stiger	
Karla Taillele	

**Geographical Breakdown****United States**

<b>Kansas (8)</b>	<b>Hawaii (1)</b>
Holly Henrichs (Dodge City)	Karla Taillele (Laie)
Amanda Holmes (Topeka)	<b>Kentucky (1)</b>
Cindy Keeley (Great Bend)	Sequorhea Stiger (Hopkinsville)
Jessica Mainz (Topeka)	<b>Oklahoma (1)</b>
Megan Sullivan (Spring Hill)	Jessica Aebi (Enid)
Brooke Ubelaker (Osborne)	<b>Texas (1)</b>
Stephanie Wittman (Salina)	Nikki Holmes (Arlington)
Hope Gregory (Cheney)	
<b>Michigan (1)</b>	
KG Hellen (Detroit)	

**South America**

<b>Brazil (1)</b>
Renata Germano (Rio de Janero)

**2006-07 Season Statistics (18-2, 9-2 MIAA, 11-1 Home, 3-1 Away, 4-0 Neutral)**

No.	Name	GP	GS	Min	Avg	FG	FGA	Pct.	3FG	3FGA	Pct.	FT	FTA	Pct.	Off.	Def.	Tot.	Avg.	PF	FO	A	TO	Blk.	Std.	Pts.	Avg.
32	Ubelaker,Brooke	20	20	579	29.0	104	215	.484	55	128	.430	39	45	.867	32	76	108	5.4	28	0	42	28	7	20	302	15.1
21	Stiger,Corkey	20	0	478	23.9	91	212	.429	27	91	.297	38	45	.844	32	43	75	3.8	25	0	64	33	1	43	247	12.4
04	Holmes,Amanda	20	20	464	23.2	79	163	.485	8	24	.333	65	95	.684	50	99	149	7.5	60	1	25	53	27	30	231	11.6
03	Keeley,Cindy	20	20	553	27.7	66	133	.496	29	70	.414	23	30	.767	34	61	95	4.8	34	1	48	23	9	29	184	9.2
10	Aebi,Jessica	20	20	573	28.7	57	132	.432	18	51	.353	21	27	.778	1	40	41	2.1	32	0	72	38	5	29	153	7.7
25	Sullivan,Megan	20	20	346	17.3	51	115	.443	0	0	.000	9	18	.500	29	36	65	3.3	33	0	20	27	3	15	111	5.6
11	Germano,Renata	18	0	200	11.1	30	66	.455	0	0	.000	26	38	.684	19	35	54	3.0	33	1	8	19	13	2	86	4.8
15	Holmes,Nikki	19	0	200	10.5	35	88	.398	9	38	.237	7	12	.583	8	37	45	2.4	20	0	11	24	4	11	86	4.5
24	x-Taillele,Karla	2	0	10	5.0	3	3	1.000	1	1	1.000	1	1	1.000	0	0	0	0.0	2	0	1	0	0	1	8	4.0
13	Mainz,Jessica	20	0	360	18.0	29	50	.580	1	1	1.000	21	35	.600	18	42	60	3.0	20	0	54	17	4	29	80	4.0
05	x-Hellen,K.G.	9	0	97	10.8	16	34	.471	0	3	.000	1	2	.500	5	6	11	1.2	12	0	7	6	1	9	33	3.7
23	Wittman,Steph.	13	0	62	4.8	3	17	.176	1	6	.167	4	6	.667	5	8	13	1.0	0	0	6	3	2	4	11	0.8
20	Henrichs,Holly	15	0	60	4.0	2	3	.667	1	1	1.000	4	4	1.000	1	4	5	0.3	6	0	5	5	0	2	9	0.6
33	x-Gregory,Hope	5	0	18	3.6	0	1	.000	0	0	.000	2	2	1.000	2	4	6	1.2	1	0	1	1	0	0	2	0.4
TM TEAM.....																23	38	61	3.1	0		2				
Total.....				20		566	1232	.459	150	414	.362	261	360	.725	259	529	788	39.4	306	3	364	279	76	224	1543	77.2
Opponents.....				20		369	1063	.347	80	294	.272	219	312	.702	198	439	637	31.9	303	2	200	406	37	134	1037	51.8

**2006-07 MIAA Game Statistics (9-2 overall - 6-1 Home, 3-1 Away)**

No.	Name	GP	GS	Min	Avg	FG	FGA	Pct.	3FG	3FGA	Pct.	FT	FTA	Pct.	Off.	Def.	Tot.	Avg.	PF	FO	A	TO	Blk.	Std.	Pts.	Avg.
32	Ubelaker,Brooke	11	11	331	30.1	57	119	.479	29	76	.382	24	27	.889	14	38	52	4.7	18	0	18	16	5	15	167	15.2
04	Holmes,Amanda	11	11	263	23.9	45	97	.464	1	13	.077	52	76	.684	31	57	88	8.0	36	1	12	24	16	11	143	13.0
21	Stiger,Corkey	11	0	287	26.1	50	131	.382	10	48	.208	15	20	.750	23	30	53	4.8	9	0	36	22	1	26	125	11.4
03	Keeley,Cindy	11	11	334	30.4	40	69	.580	15	34	.441	12	17	.706	16	35	51	4.6	20	1	22	16	8	17	107	9.7
10	Aebi,Jessica	11	11	348	31.6	31	78	.397	10	32	.313	10	12	.833	1	24	25	2.3	18	0	34	25	1	16	82	7.5
13	Mainz,Jessica	11	0	225	20.5	20	36	.556	1	1	1.000	12	20	.600	17	24	41	3.7	11	0	31	15	3	19	53	4.8
25	Sullivan,Megan	11	11	184	16.7	20	53	.377	0	0	.000	5	9	.556	14	22	36	3.3	20	0	12	12	3	3	45	4.1
15	Holmes,Nikki	11	0	107	9.7	19	49	.388	2	18	.111	4	5	.800	3	21	24	2.2	14	0	4	16	1	7	44	4.0
11	Germano,Renata	9	0	75	8.3	7	16	.438	0	0	.000	9	12	.750	6	11	17	1.9	12	0	2	6	5	0	23	2.6
23	Wittman,Steph.	5	0	25	5.0	2	8	.250	1	2	.500	0	0	.000	2	5	7	1.4	0	0	3	1	0	2	5	1.0
20	Henrichs,Holly	7	0	21	3.0	1	1	1.000	0	0	.000	4	4	1.000	1	0	1	0.1	2	0	1	0	0	2	6	0.9
TM TEAM.....																16	22	38	3.5	0		2				
Total.....				11		292	657	.444	69	224	.308	147	202	.728	144	289	433	39.4	160	2	175	155	43	118	800	72.7
Opponents.....				11		208	582	.357	52	174	.299	127	181	.702	106	244	350	31.8	166	1	115	205	20	81	595	54.1

**2006-07 Home Game Statistics (10-1 overall, 6-1 MIAA)**

No.	Name	GP	GS	Min	Avg	FG	FGA	Pct.	3FG	3FGA	Pct.	FT	FTA	Pct.	Off.	Def.	Tot.	Avg.	PF	FO	A	TO	Blk.	Std.	Pts.	Avg.
32	Ubelaker,Brooke	12	12	343	28.6	61	127	.480	30	71	.423	31	35	.886	16	50	66	5.5	12	0	24	13	4	11	183	15.3
21	Stiger,Corkey	12	0	278	23.2	54	126	.429	19	55	.345	16	21	.762	23	24	47	3.9	12	0	38	21	1	26	143	11.9
04	Holmes,Amanda	12	12	254	21.2	41	87	.471	5	12	.417	43	58	.741	29	68	97	8.1	35	0	13	32	21	18	130	10.8
03	Keeley,Cindy	12	12	317	26.4	45	87	.517	21	49	.429	11	14	.786	21	40	61	5.1	23	1	21	14	4	21	122	10.2
10	Aebi,Jessica	12	12	337	28.1	33	84	.393	8	31	.258	15	17	.882	0	24	24	2.0	19	0	48	27	4	17	89	7.4
25	Sullivan,Megan	12	12	221	18.4	33	71	.465	0	0	.000	6	10	.600	23	23	46	3.8	18	0	13	12	3	9	72	6.0
11	Germano,Renata	11	0	147	13.4	21	49	.429	0	0	.000	20	29	.690	13	21	34	3.1	21	1	5	9	9	2	62	5.6
15	Holmes,Nikki	11	0	122	11.1	25	62	.403	5	25	.200	4	7	.571	6	26	32	2.9	16	0	8	14	3	8	59	5.4
13	Mainz,Jessica	12	0	225	18.8	19	35	.543	0	0	.000	16	21	.762	13	21	34	2.8	11	0	33	6	4	21	54	4.5
05	x-Hellen,K.G.	5	0	56	11.2	10	21	.476	0	1	.000	1	2	.500	4	4	8	1.6	8	0	2	3	0	6	21	4.2
23	Wittman,Steph.	9	0	46	5.1	3	13	.231	1	4	.250	3	4	.750	3	6	9	1.0	0	0	6	3	1	4	10	1.1
33	x-Gregory,Hope	3	0	13	4.3	0	0	.000	0	0	.000	2	2	1.000	1	4	5	1.7	1	0	1	0	0	0	2	0.7
20	Henrichs,Holly	10	0	39	3.9	0	1	.000	0	0	.000	2	2	1.000	1	2	3	0.3	3	0	2	2	0	1	2	0.2
24	x-Taillele,Karla	1	0	2	2.0	0	0	.000	0	0	.000	0	0	.000	0	0	0	0.0	2	0	0	0	0	0	0	0.0
TM TEAM.....																15	15	30	2.5	0		1				
Total.....				12		345	763	.452	89	248	.359	170	222	.766	168	328	496	41.3	181	2	214	157	54	144	949	79.1
Opponents.....				12		223	649	.344	54	184	.293	126	181	.696	118	263	381	31.8	184	1	104	242	28	80	626	52.2

**2006-07 Away and Neutral Site Statistics (7-1, 3-1 MIAA, 3-1 Away, 4-0 Neutral)**

No.	Name	GP	GS	Min	Avg	FG	FGA	Pct.	3FG	3FGA	Pct.	FT	FTA	Pct.	Off.	Def.	Tot.	Avg.	PF	FO	A	TO	Blk.	Std.	Pts.	Avg.								
32	Ubelaker,Brooke	8	8	236	29.5	43	88	.489	25	57	.439	8	10	.800	16	26	42	5.3	16	0	18	15	3	9	119	14.9								
21	Stiger,Corkey	8	0	200	25.0	37	86	.430	8	36	.222	22	24	.917	9	19	28	3.5	13	0	26	12	0	17	104	13.0								
04	Holmes,Amanda	8	8	210	26.3	38	76	.500	3	12	.250	22	37	.595	21	31	52	6.5	25	1	12	21	6	12	101	12.6								
10	Aebi,Jessica	8	8	236	29.5	24	48	.500	10	20	.500	6	10	.600	1	16	17	2.1	13	0	24	11	1	12	64	8.0								
24	x-Tailele,Karla	1	0	8	8.0	3	3	1.000	1	1	1.000	1	1	1.000	0	0	0	0.0	0	0	1	0	0	1	8	8.0								
03	Keeley,Cindy	8	8	236	29.5	21	46	.457	8	21	.381	12	16	.750	13	21	34	4.3	11	0	27	9	5	8	62	7.8								
25	Sullivan,Megan	8	8	125	15.6	18	44	.409	0	0	.000	3	8	.375	6	13	19	2.4	15	0	7	15	0	6	39	4.9								
11	Germano,Renata	7	0	53	7.6	9	17	.529	0	0	.000	6	9	.667	6	14	20	2.9	12	0	3	10	4	0	24	3.4								
15	Holmes,Nikki	8	0	78	9.8	10	26	.385	4	13	.308	3	5	.600	2	11	13	1.6	4	0	3	10	1	3	27	3.4								
13	Mainz,Jessica	8	0	135	16.9	10	15	.667	1	1	1.000	5	14	.357	5	21	26	3.3	9	0	21	11	0	8	26	3.3								
05	x-Hellen,K.G.	4	0	41	10.3	6	13	.462	0	2	.000	0	0	.000	1	2	3	0.8	4	0	5	3	1	3	12	3.0								
20	Henrichs,Holly	5	0	21	4.2	2	2	1.000	1	1	1.000	2	2	1.000	0	2	2	0.4	3	0	3	3	0	1	7	1.4								
23	Wittman,Steph.	4	0	16	4.0	0	4	.000	0	2	.000	1	2	.500	2	2	4	1.0	0	0	0	0	1	0	1	0.3								
33	x-Gregory,Hope	2	0	5	2.5	0	1	.000	0	0	.000	0	0	.000	1	0	1	0.5	0	0	0	1	0	0	0	0.0								
TM TEAM.....																		8	23	31	3.9	0	1											
Total.....		8					221	469	.471	61	166	.367	91	138	.659	91	201	292	36.5	125	1	150	122	22	80	594	74.2							
Opponents.....		8					146	414	.353	26	110	.236	93	131	.710	80	176	256	32.0	119	1	96	164	9	54	411	51.4							



**2006-07 Season Results (18-2, 9-2 MIAA, 11-1 Home, 3-1 Away, 4-0 Neutral)**

Date	Opponent	W/L	Score	Att.	High Points	High Rebounds
11/17/06	! vs Southwestern Oklahoma	W	81-40	751	(15)Keeley,Cindy	(6)Holmes,Amanda
11/18/06	! vs Cameron	W	93-65	823	(17)Stiger,Corkey	(10)Holmes,Amanda
11/24/06	@ CAMERON	W	89-66	2035	(18)Ubelaker,Brooke	(13)Keeley,Cindy
11/25/06	@ LYNN	W	90-40	2375	(17)Ubelaker,Brooke	(11)Holmes,Amanda
12/04/06	SOUTHWESTERN (KAN.)	W	69-36	1950	(14)Sullivan,Megan	(12)Holmes,Amanda
12/09/06	* No. 24 MISSOURI WESTERN	L	68-76	3050	(16)Holmes,Amanda	(10)Holmes,Amanda
12/12/06	BENEDICTINE	W	81-65	2250	(20)Stiger,Corkey	(5)Stiger,Corkey (5)Holmes,Amanda
12/16/06	LINCOLN	W	81-29	1850	(18)Ubelaker,Brooke	(11)Ubelaker,Brooke
12/19/06	# vs Northwood Univ.	W	90-44	50	(23)Ubelaker,Brooke	(8)Germano,Renata
12/20/06	# vs No. 7 Glenville State College	W	69-57	139	(15)Ubelaker,Brooke	(7)Ubelaker,Brooke
12/30/06	* at Central Missouri	W	66-44	1600	(17)Ubelaker,Brooke	(8)Keeley,Cindy
01/03/07	* No. 4 EMPORIA STATE	W	69-62	3875	(16)Holmes,Amanda	(12)Holmes,Amanda
01/06/07	* NORTHWEST MISSOURI	W	71-57	2750	(18)Ubelaker,Brooke	(13)Holmes,Amanda
01/10/07	* FORT HAYS STATE	W	78-34	2400	(16)Holmes,Amanda	(8)Keeley,Cindy
01/13/07	* at Truman	W	83-58	343	(19)Holmes,Amanda	(12)Holmes,Amanda
01/17/07	* SOUTHWEST BAPTIST	W	88-56	2150	(18)Ubelaker,Brooke	(8)Stiger,Corkey
01/20/07	* PITTSBURG STATE	W	84-55	1975	(21)Ubelaker,Brooke	(8)Ubelaker,Brooke
01/24/07	* at Missouri Southern	W	65-54	730	(13)Holmes,Amanda	(9)Holmes,Amanda
01/27/07	* at Missouri Western	L	47-49	3750	(17)Holmes,Amanda	(9)Keeley,Cindy
02/01/07	* MISSOURI SOUTHERN	W	81-50	2800	(19)Keeley,Cindy	(7)Holmes,Amanda

! = Candlewood Suites/ESU Classic - Emporia, Kan.

@ = Premier Mortgage/AM 580 WIBW Radio Holiday Classic - Topeka, Kan.

# = Hoop-N-Surf Classic - Honolulu, Hawaii





## Washburn Points/Rebounds/Assists in 2006-07

Opponent	Date	Score	WL	03 KEELEY	04 HOLMES,A	05 HELLEN	10 AEBI	11 GERMANO	13 MAINZ	15 HOLMES,N.	20 HENRICHs	21 STIGER
vs Southwestern Oklahoma	11/17/06	81-40	W	15-4-2	9-6-1	4-1-0	8-2-6	3-2-1	0-1-5	2-3-0	3-0-0	13-0-1
vs Cameron	11/18/06	93-65	W	3-3-5	14-10-2	4-0-2	14-1-4	10-5-0	3-1-1	9-2-1	0-0-1	17-4-4
CAMERON	11/24/06	89-66	W	11-13-2	0-5-0	8-2-1	15-2-6	7-4-1	5-1-0	6-4-1	0-0-0	16-0-3
LYNN	11/25/06	90-40	W	8-5-3	15-11-1	5-3-0	8-0-5	10-5-1	8-4-3	DNP	0-0-0	7-3-4
SOUTHWESTERN (KAN.)	12/04/06	69-36	W	5-5-0	13-12-2	2-2-0	6-2-4	2-5-0	4-2-2	2-3-0	0-0-0	9-1-1
MISSOURI WESTERN	12/09/06	68-76	L	9-7-0	16-10-0	DNP	6-3-1	2-1-0	4-1-0	2-0-0	DNP	14-3-8
BENEDICTINE	12/12/06	81-65	W	7-1-1	3-5-1	6-0-1	4-2-2	16-4-1	0-2-4	7-2-3	0-1-0	20-5-5
LINCOLN	12/16/06	81-29	W	12-6-5	11-4-5	0-1-0	0-2-6	6-3-0	4-1-4	11-4-1	0-1-2	11-1-1
vs Northwood Univ.	12/19/06	90-44	W	8-3-4	10-7-1	2-2-3	5-1-2	9-8-1	2-3-3	5-3-1	0-2-1	21-3-2
vs Glenville State College	12/20/06	69-57	W	8-4-4	13-1-0	2-0-0	11-4-3	0-1-1	1-4-1	0-0-0	DNP	8-5-7
at Central Missouri	12/30/06	66-44	W	9-8-3	6-4-4	DNP	6-3-2	0-1-0	5-2-0	5-1-0	2-0-0	13-4-3
EMPORIA STATE	01/03/07	69-62	W	7-0-1	16-12-1	DNP	10-3-3	DNP	4-2-0	8-1-0	DNP	8-6-6
NORTHWEST MISSOURI	01/06/07	71-57	W	7-3-4	10-13-0	DNP	7-1-2	7-3-1	2-5-1	6-5-3	0-0-0	14-6-1
FORT HAYS STATE	01/10/07	78-34	W	15-8-2	16-5-1	DNP	4-1-6	3-5-0	5-3-0	6-5-0	0-0-0	7-7-2
at Truman	01/13/07	83-58	W	7-0-2	19-12-0	DNP	9-3-3	2-3-0	5-5-4	4-4-1	2-0-1	16-3-4
SOUTHWEST BAPTIST	01/17/07	88-56	W	11-5-1	16-7-1	DNP	8-2-5	9-3-0	8-4-5	2-4-0	0-0-0	6-8-1
PITTSBURG STATE	01/20/07	84-55	W	11-2-2	5-6-0	DNP	10-3-4	0-1-1	4-4-7	7-3-0	2-1-0	13-5-2
at Missouri Southern	01/24/07	65-54	W	9-3-4	13-9-3	DNP	9-1-3	DNP	6-3-4	0-0-0	DNP	12-1-1
at Missouri Western	01/27/07	47-49	L	3-9-3	17-3-1	DNP	2-2-1	0-0-0	4-7-3	2-0-0	DNP	4-8-4
MISSOURI SOUTHERN	02/01/07	81-50	W	19-6-0	9-7-1	DNP	11-3-4	0-0-0	6-5-7	2-1-0	0-0-0	18-2-4

Opponent	Date	Score	WL	23 WITTMAN	24 TAILELE	25 SULLIVAN	32 UBELAKER	33 GREGORY
vs Southwestern Oklahoma	11/17/06	81-40	W	0-2-0	8-0-1	2-3-1	14-3-6	0-0-0
vs Cameron	11/18/06	93-65	W	0-0-0	DNP	8-2-0	11-7-4	0-1-0
CAMERON	11/24/06	89-66	W	1-0-1	DNP	2-2-1	18-5-4	0-3-0
LYNN	11/25/06	90-40	W	0-2-1	DNP	10-5-0	17-7-0	2-1-1
SOUTHWESTERN (KAN.)	12/04/06	69-36	W	2-0-0	0-0-0	14-6-2	10-7-4	0-1-0
MISSOURI WESTERN	12/09/06	68-76	L	DNP	DNP	2-5-1	13-9-1	DNP
BENEDICTINE	12/12/06	81-65	W	0-0-1	DNP	9-4-1	9-3-3	DNP
LINCOLN	12/16/06	81-29	W	2-2-0	DNP	6-4-0	18-11-1	DNP
vs Northwood Univ.	12/19/06	90-44	W	1-0-0	DNP	4-2-2	23-6-2	DNP
vs Glenville State College	12/20/06	69-57	W	DNP	DNP	11-1-1	15-7-0	DNP
at Central Missouri	12/30/06	66-44	W	0-2-0	DNP	3-5-1	17-6-0	DNP
EMPORIA STATE	01/03/07	69-62	W	DNP	DNP	4-7-2	12-3-1	DNP
NORTHWEST MISSOURI	01/06/07	71-57	W	0-0-0	DNP	0-1-1	18-5-4	DNP
FORT HAYS STATE	01/10/07	78-34	W	2-1-1	DNP	7-2-1	13-6-1	DNP
at Truman	01/13/07	83-58	W	DNP	DNP	2-1-2	17-2-2	DNP
SOUTHWEST BAPTIST	01/17/07	88-56	W	0-3-2	DNP	10-1-3	18-1-2	DNP
PITTSBURG STATE	01/20/07	84-55	W	3-1-0	DNP	8-5-0	21-8-1	DNP
at Missouri Southern	01/24/07	65-54	W	DNP	DNP	6-4-0	10-4-3	DNP
at Missouri Western	01/27/07	47-49	L	DNP	DNP	3-1-0	12-7-1	DNP
MISSOURI SOUTHERN	02/01/07	81-50	W	DNP	DNP	0-4-1	16-1-2	DNP

## 2006-07 Team Game-by-Game Comparison

Opponent	1st	2nd	Score	Mar	Total FG	FG Pct	3-Pointers	3FG Pct	Free Throws	FT Pct	Rebounds	Mar	Assist	TOver	Block	Steal	Fouls
vs Southwestern Okla.	46/24	35/16	81-40	+41	30-66/17-41	.455/.415	13-29/1-3	.448/.333	8-10/5-14	.800/.357	30/34	(4)	24/15	8/28	1/3	16/5	16/9
vs Cameron	43/38	50/27	93-65	+28	33-67/22-63	.493/.349	11-25/3-11	.440/.273	16-22/18-20	.727/.900	41/36	+5	24/15	13/18	2/0	6/7	19/22
Cameron	34/25	55/41	89-66	+23	32-67/23-61	.478/.377	8-25/6-18	.320/.333	17-24/14-18	.708/.778	42/35	+7	20/9	17/21	1/1	10/8	21/19
Lynn	48/18	42/22	90-40	+50	30-61/15-64	.492/.234	7-14/1-17	.500/.059	23-28/9-18	.821/.500	48/37	+11	19/8	13/19	2/2	13/7	17/20
Southwestern (Kan.)	29/24	40/12	69-36	+33	27-67/14-52	.403/.269	8-19/4-15	.421/.267	7-13/4-6	.538/.667	47/33	+14	15/5	10/19	10/3	13/3	12/14
Missouri Western	37/38	31/38	68-76	(8)	25-61/26-56	.410/.464	3-12/8-17	.250/.471	15-20/16-20	.750/.800	42/28	+14	11/14	20/14	4/4	9/8	14/15
Benedictine	42/29	39/36	81-65	+16	32-67/25-51	.478/.490	5-14/6-15	.357/.400	12-15/9-12	.800/.750	31/30	+1	23/11	14/26	2/4	18/6	14/12
Lincoln	32/16	49/13	81-29	+52	29-62/10-46	.468/.217	15-30/1-11	.500/.091	8-10/8-9	.800/.889	42/26	+16	25/3	11/22	6/2	12/6	8/8
Northwood	49/17	41/27	90-44	+46	34-62/13-48	.548/.271	11-21/1-11	.524/.091	11-18/17-26	.611/.654	41/26	+15	22/4	21/24	6/0	10/6	25/16
Glenville State	33/26	36/31	69-57	+12	27-56/22-55	.482/.400	3-13/5-19	.231/.263	12-18/8-8	.667/1.000	33/30	+3	17/15	17/24	3/2	8/5	14/17
Central Missouri	29/26	37/18	66-44	+22	26-54/14-48	.481/.292	5-21/5-17	.238/.294	9-16/11-18	.563/.611	42/28	+14	13/10	16/18	2/0	9/11	12/12
EMPORIA STATE	40/29	29/33	69-62	+7	20-59/21-54	.339/.389	6-18/7-17	.333/.412	23-28/13-18	.821/.722	36/41	(5)	14/11	7/18	3/4	11/5	17/21
NORTHWEST MO.	34/20	37/37	71-57	+14	29-67/17-53	.433/.321	6-28/3-15	.214/.200	7-12/20-29	.583/.690	45/36	+9	17/8	15/14	6/2	2/11	21/15
FORT HAYS STATE	37/13	41/21	78-34	+44	28-62/13-58	.452/.224	6-16/3-15	.375/.200	16-19/5-8	.842/.625	50/28	+22	14/6	16/24	12/0	13/9	12/17
Truman	36/30	47/28	83-58	+25	28-54/20-53	.519/.377	7-14/6-18	.500/.333	20-25/12-18	.800/.667	36/28	+8	19/12	15/17	3/1	12/5	18/16
SW BAPTIST	40/31	48/25	88-56	+32	35-69/22-57	.507/.386	5-21/6-18	.238/.333	13-18/6-9	.722/.667	40/31	+9	20/11	14/26	4/2	19/8	12/9
PITTSBURG STATE	36/27	48/28	84-55	+29	32-64/18-54	.500/.333	9-28/5-17	.321/.294	11-15/14-21	.733/.667	42/31	+11	17/10	9/14	3/1	11/3	20/15
Missouri Southern	39/28	26/26	65-54	+11	23-54/20-51	.426/.392	8-19/2-11	.421/.182	11-16/12-13	.688/.923	28/37	(9)	18/12	14/22	3/2	10/4	11/13
Missouri Western	25/24	22/25	47-49	(2)	20-56/18-55	.357/.327	3-24/3-20	.125/.150	4-13/10-14	.308/.714	41/37	+4	13/13	18/13	2/1	9/11	10/14
MISSOURI SOUTHERN	44/20	37/30	81-50	+31	26-57/19-43	.456/.442	11-23/4-9	.478/.444	18-20/8-13	.900/.615	31/25	+6	19/8	11/25	1/3	13/6	13/19

## 2006-07 Team Game-by-Game Highs

Opponent	Date	Score	WL	POINTS	REBOUNDS	ASSISTS	STEALS	BLOCKS	SHOTS
vs Southwestern Oklahoma	11/17/06	81-40	W	15-Keeley,Cindy	6-Holmes,Amanda	6-Aebi,Jessica Ubelaker,Brooke	4-Aebi,Jessica	1-Wittman,Stephanie	
vs Cameron	11/18/06	93-65	W	17-Stiger,Corkey	10-Holmes,Amanda	5-Keeley,Cindy	3-Aebi,Jessica	1-Hellen,K.G. Aebi,Jessica	
CAMERON	11/24/06	89-66	W	18-Ubelaker,Brooke	13-Keeley,Cindy	6-Aebi,Jessica	2-Sullivan,Megan Keeley,Cindy Holmes,Nikki	1-Keeley,Cindy	
LYNN	11/25/06	90-40	W	17-Ubelaker,Brooke	11-Holmes,Amanda	5-Aebi,Jessica	4-Stiger,Corkey	1-Holmes,Amanda Germano,Renata	
SOUTHWESTERN (KAN.)	12/04/06	69-36	W	14-Sullivan,Megan	12-Holmes,Amanda	4-Aebi,Jessica Ubelaker,Brooke	4-Holmes,Amanda	4-Holmes,Amanda	
MISSOURI WESTERN	12/09/06	68-76	L	16-Holmes,Amanda	10-Holmes,Amanda	8-Stiger,Corkey	4-Stiger,Corkey	2-Holmes,Amanda	
BENEDICTINE	12/12/06	81-65	W	20-Stiger,Corkey	5-Holmes,Amanda Stiger,Corkey	5-Stiger,Corkey	6-Mainz,Jessica	1-Germano,Renata Mainz,Jessica	
LINCOLN	12/16/06	81-29	W	18-Ubelaker,Brooke	11-Ubelaker,Brooke	6-Aebi,Jessica	4-Holmes,Amanda	3-Germano,Renata	
vs Northwood Univ.	12/19/06	90-44	W	23-Ubelaker,Brooke	8-Germano,Renata	4-Keeley,Cindy	3-Holmes,Amanda	3-Germano,Renata	
vs Glenville State College	12/20/06	69-57	W	15-Ubelaker,Brooke	7-Ubelaker,Brooke	7-Stiger,Corkey	3-Stiger,Corkey	2-Holmes,Amanda	
at Central Missouri	12/30/06	66-44	W	17-Ubelaker,Brooke	8-Keeley,Cindy	4-Holmes,Amanda	3-Mainz,Jessica	2-Keeley,Cindy	
EMPORIA STATE	01/03/07	69-62	W	16-Holmes,Amanda	12-Holmes,Amanda	6-Stiger,Corkey	3-Keeley,Cindy	1-Keeley,Cindy Holmes,Amanda Ubelaker,Brooke	
NORTHWEST MISSOURI	01/06/07	71-57	W	18-Ubelaker,Brooke	13-Holmes,Amanda	4-Keeley,Cindy Ubelaker,Brooke	1-Keeley,Cindy Ubelaker,Brooke	2-Germano,Renata	
FORT HAYS STATE	01/10/07	78-34	W	16-Holmes,Amanda	8-Keeley,Cindy	6-Aebi,Jessica	4-Keeley,Cindy	6-Holmes,Amanda	
at Truman	01/13/07	83-58	W	19-Holmes,Amanda	12-Holmes,Amanda	4-Stiger,Corkey Mainz,Jessica	8-Stiger,Corkey	2-Ubelaker,Brooke	
SOUTHWEST BAPTIST	01/17/07	88-56	W	18-Ubelaker,Brooke	8-Stiger,Corkey	5-Aebi,Jessica Mainz,Jessica	5-Stiger,Corkey	3-Holmes,Amanda	
PITTSBURG STATE	01/20/07	84-55	W	21-Ubelaker,Brooke	8-Ubelaker,Brooke	7-Mainz,Jessica	3-Stiger,Corkey	2-Sullivan,Megan	
at Missouri Southern	01/24/07	65-54	W	13-Holmes,Amanda	9-Holmes,Amanda	4-Keeley,Cindy Mainz,Jessica	3-Aebi,Jessica	3-Keeley,Cindy	
at Missouri Western	01/27/07	47-49	L	17-Holmes,Amanda	9-Keeley,Cindy	4-Stiger,Corkey	2-Holmes,Amanda Ubelaker,Brooke Mainz,Jessica	2-Holmes,Amanda	
MISSOURI SOUTHERN	02/01/07	81-50	W	19-Keeley,Cindy	7-Holmes,Amanda	7-Mainz,Jessica	5-Mainz,Jessica	1-Holmes,Amanda	

**Washburn record when...**

Leading at the half	18-1
Trailing at the half	0-1
Tied at the half	0-0
Leading with 5:00 remaining	18-0
Trailing with 5:00 remaining	0-2
Tied with 5:00 remaining	0-0
Playing in overtime games	0-0
Outrebounding opponents	16-2
Opponents outrebounding	3-0
Having same rebound total	0-0
Having more steals	16-1
Opponent has more steals	2-1
Having same steal total	0-0
Having more blocks	12-1
Opponent has more blocks	4-0
Having same blocks total as opponent	2-1
Having more fouls	8-0
Opponent has more fouls	8-2
Having same foul total as opponent	2-0
Turning the ball over more	2-2
Opponent turns the ball over more	16-0
Having same turnover total as opponent	0-0
Making more free throws than opponents	10-0
Making less free throws than opponents	6-2
Making same number of free throws as opponents	1-0
More free throws attempts than opponents	13-0
Less free throws attempts than opponents	5-1
Having same free throw attempts as opponent	0-1
Hitting more 3-point field goals than opponents	13-0
Hitting less 3-point field goals than opponents	4-1
Hitting same 3-point goals as opponents	1-1
Shooting more 3-point attempts than opponents	15-1
Shooting less 3-point attempts than opponents	3-1
Same 3-point attempts as opponents	0-0
Shooting 50 percent or better	4-0
Shooting less than 50 percent	14-2
Opponent shoots 50 percent or better	0-0
Opponent shoots less than 50 percent	18-2
Shooting better than opponent	16-1
Shooting worse than opponent	2-1
Shooting same as opponent	0-0
Scoring 50 or less	0-1
Scoring between 51-60	0-0
Scoring between 61-70	5-1
Scoring between 71-80	2-0
Scoring between 81-90	10-0
Scoring between 91-100	1-0
Scoring more than 100	0-0
Opponent scores 50 or less	8-1
Opponent scores between 51-60	6-0
Opponent scores between 61-70	4-0
Opponent scores between 71-80	0-1
Opponent scores between 81-90	0-0
Opponent scores between 91-100	0-0
Opponent scores more than 100	0-0
In November	4-0
In December	6-1
In January	7-1
In February	1-0
In March	0-0
On Monday	1-0
On Tuesday	2-0
On Wednesday	5-0
On Thursday	1-0
On Friday	2-0
On Saturday	7-2
On Sunday	0-0

**Double Figure Scoring**

Brooke Ubelaker	18
Amanda Holmes	14
Corkey Stiger	12
Cindy Keeley	6
Jessica Aebi	5
Megan Sullivan	4
Renata Germano	3
Nikki Holmes	1

**Double Figure Rebounding**

Amanda Holmes	7
Cindy Keeley	1
Brooke Ubelaker	1

**Double Figure Assists**

none	
<b>Double Doubles Season</b>	
Amanda Holmes	7
Cindy Keeley	1
Brooke Ubelaker	1

**Double Doubles Career**

Amanda Holmes	8
Brooke Ubelaker	7
Megan Sullivan	2
Cindy Keeley	1

**20-Point Games Season**

Corkey Stiger	1
---------------	---

**20-Point Games Career**

Brooke Ubelaker	10
Megan Sullivan	1
Corkey Stiger	1

**30-Point Games Season**

none

**30-Point Games Career**

Brooke Ubelaker	2
-----------------	---

**Starting lineups used during 2006-07 season**

(W-L)	F	F	F	G	G
(18-2)	Sullivan	Ubelaker	Homes	Aebi	Keeley

**Win/Loss Margin**

	1	2	3	4	5	6	7	8	9	10	11-15	16-29	30+
Wins	-	-	-	-	-	-	1	-	-	-	2	8	7
Losses	-	1	-	-	-	-	-	1	-	-	-	-	-

**Free throws last 5:00 of game**

3	Cindy Keeley	1-2 (.500)
4	Amanda Holmes	8-11 (.727)
5	K.G. Hellen	1-2 (.500)
10	Jessica Aebi	1-2 (.500)
11	Renata Germano	12-17 (.706)
13	Jessica Mainz	6-8 (.750)
15	Nikki Holmes	3-5 (.600)
20	Holly Henrichs	4-4 (1.000)
21	Corkey Stiger	6-8 (.750)
23	Stephanie Wittman	4-6 (.667)
24	Karla Tailele	1-1 (1.000)
25	Megan Sullivan	3-6 (.500)
32	Brooke Ubelaker	3-3 (1.000)
33	Hope Gregory	0-0 (.000)

**Lady Blues****53-75 (.707)****Opponents****50-69 (.725)****Point Figures**

Biggest halftime lead	32 vs Northwood, 12/19/06
Biggest halftime deficit	1, vs MWSU, 12/9/06
Biggest lead	54 vs Lynn, 11/25/06
Biggest deficit	14, vs TSU, 1/13/07

**Streaking Lady Blues 2006-07**

2005-06 winning	1- current (12 longest)
2005-06 losing	1 - (longest)

**Washburn Lady Blues ...**

Consecutive games with a 3-pointer	95
last game without, 2/25/04 vs Emporia State	
100-point games	8
Consecutive games with opponents under 100	238
Season openers	29-9
Season openers under Ron McHenry	7-0
Home openers in Lee Arena	20-3
Last overtime game 3/13/06 vs Emporia State, L 61-59 in South Central Regional Final	
In games decided by 1 point	20-12 (.625)
In games decided by 2 points	28-18 (.622)
In games decided by 3 points	18-17 (.514)
In overtime games	20-12 (.625)
Overall	658-318 (.675)
In the MIAA	217-79 (.731)
In the MIAA Tournament	22-11 (.667)
In the NCAA Tournament	18-9 (.667)
In Lee Arena	286-55 (.836)



## Individual Highs

### Points

- 23 Ubelaker, Brooke vs Northwood Univ. (12/19/06)
- 21 Ubelaker, Brooke vs Pittsburg State (01/20/07)
- 21 Stiger, Corkey vs Northwood Univ. (12/19/06)
- 20 Stiger, Corkey vs Benedictine (12/12/06)
- 19 Keeley, Cindy vs Missouri Southern (02/01/07)
- 19 Holmes, Amanda at Truman (01/13/07)

### Field goals made

- 8 Ubelaker, Brooke vs Northwood Univ. (12/19/06)
- 8 Germano, Renata vs Benedictine (12/12/06)

### Field goals attempts

- 16 Stiger, Corkey vs Missouri Western (12/09/06)
- 15 Ubelaker, Brooke vs Southwest Baptist (01/17/07)
- 15 Ubelaker, Brooke vs Glenville State College (12/20/06)
- 15 Ubelaker, Brooke vs Lincoln (12/16/06)

### Field goal percentage (min. 5 made)

- 1.000 (5-5) Ubelaker, Brooke vs Lynn (11/25/06)
- .875 (7-8) Ubelaker, Brooke at Central Missouri (12/30/06)

### 3 Pt Field goals made

- 5 Keeley, Cindy vs Missouri Southern (02/01/07)
- 5 Ubelaker, Brooke at Truman (01/13/07)

### 3 Pt Field goals attempts

- 11 Ubelaker, Brooke at Missouri Southern (01/24/07)
- 11 Ubelaker, Brooke vs Southwest Baptist (01/17/07)

### 3 Pt Field goal percentage (min. 2 made)

- 1.000 (3-3) Holmes, Amanda vs Lincoln (12/16/06)
- 1.000 (3-3) Ubelaker, Brooke vs Lynn (11/25/06)
- 1.000 (2-2) Holmes, Amanda vs Southwestern (Kan.) (12/04/06)
- 1.000 (2-2) Ubelaker, Brooke vs Cameron (11/18/06)

### Free throws made

- 9 Holmes, Amanda at Truman (01/13/07)
- 8 Holmes, Amanda vs Southwest Baptist (01/17/07)
- 8 Holmes, Amanda vs Emporia State (01/03/07)

### Free throws attempts

- 12 Holmes, Amanda vs Southwest Baptist (01/17/07)
- 12 Holmes, Amanda at Truman (01/13/07)

### Free throws percentage (min. 7 made)

- 1.000 (7-7) Ubelaker, Brooke vs Missouri Western (12/09/06)
- 1.000 (7-7) Stiger, Corkey vs Cameron (11/18/06)

### Rebounds

- 13 Holmes, Amanda vs Northwest Missouri (01/06/07)
- 13 Keeley, Cindy vs Cameron (11/24/06)

### Assists

- 8 Stiger, Corkey vs Missouri Western (12/09/06)
- 7 Mainz, Jessica vs Missouri Southern (02/01/07)
- 7 Mainz, Jessica vs Pittsburg State (01/20/07)
- 7 Stiger, Corkey vs Glenville State College (12/20/06)

### Steals

- 8 Stiger, Corkey at Truman (01/13/07)
- 6 Mainz, Jessica vs Benedictine (12/12/06)

### Blocked shots

- 6 Holmes, Amanda vs Fort Hays State (01/10/07)
- 4 Holmes, Amanda vs Southwestern (Kan.) (12/04/06)

## Team Highs

POINTS	93	vs Cameron (11/18/06)
FIELD GOALS MADE	35	vs Southwest Baptist (01/17/07)
FIELD GOAL ATTEMPTS	69	vs Southwest Baptist (01/17/07)
FIELD GOAL PERCENTAGE	.548 (34-62)	vs Northwood Univ. (12/19/06)
3 PT FIELD GOALS MADE	15	vs Lincoln (12/16/06)
3 PT FG ATTEMPTS	30	vs Lincoln (12/16/06)
3 PT FG PERCENTAGE	.524 (11-21)	vs Northwood Univ. (12/19/06)
FREE THROWS MADE	23	two times
FREE THROW ATTEMPTS	28	two times
FREE THROW PERCENTAGE	.900 (18-20)	vs Missouri Southern (02/01/07)
REBOUNDS	50	vs Fort Hays State (01/10/07)
ASSISTS	25	vs Lincoln (12/16/06)
STEALS	19	vs Southwest Baptist (01/17/07)
BLOCKED SHOTS	12	vs Fort Hays State (01/10/07)
TURNOVERS	21	vs Northwood Univ. (12/19/06)
FOULS	25	vs Northwood Univ. (12/19/06)

## Team Lows

POINTS	47	at Missouri Western (01/27/07)
FIELD GOALS MADE	20	two times
FIELD GOAL ATTEMPTS	54	three times
FIELD GOAL PERCENTAGE	.339 (20-59)	vs Emporia State (01/03/07)
3 PT FIELD GOALS MADE	3	three times
3 PT FG ATTEMPTS	12	vs Missouri Western (12/09/06)
3 PT FG PERCENTAGE	.125 (3-24)	at Missouri Western (01/27/07)
FREE THROWS MADE	4	at Missouri Western (01/27/07)
FREE THROW ATTEMPTS	10	two times
FREE THROW PERCENTAGE	.308 (4-13)	at Missouri Western (01/27/07)
REBOUNDS	28	at Missouri Southern (01/24/07)
ASSISTS	11	vs Missouri Western (12/09/06)
STEALS	2	vs Northwest Missouri (01/06/07)
BLOCKED SHOTS	1	three times
TURNOVERS	7	vs Emporia State (01/03/07)
FOULS	8	vs Lincoln (12/16/06)

## LADY BLUES VS OPPONENTS

Below is a game-by-game breakdown of how Washburn has fared against opponents in the following categories: points off turnovers, points in the paint, second chance points, fast break points and bench points. (Shown as WU stats first, followed by Opponents).

	Pts off turnovers	Paint	2nd Chance	Fast Break	Bench
vs Southwestern Oklahoma	32-4	26-26	14-6	12-0	33-5
vs Cameron	32-13	40-26	18-8	6-4	43-21
Cameron	23-13	36-16	11-12	10-2	43-16
Lynn	22-12	39-20	12-10	11-0	32-11
Southwestern College	27-7	30-8	17-5	4-0	21-17
Missouri Western*	11-16	34-32	10-12	4-2	22-6
Benedictine	26-11	42-28	11-5	6-0	49-18
Lincoln	34-8	28-14	16-10	13-2	34-15
vs Northwood (Mich.)	18-17	42-18	8-8	10-2	40-20
vs Glenville State	23-20	38-22	7-9	2-4	11-5
at Central Missouri*	20-14	32-16	14-5	4-2	25-7
Emporia State*	18-10	29-24	6-11	7-2	20-12
Northwest Missouri*	11-12	28-14	19-10	2-0	29-26
Fort Hays State*	22-6	36-8	14-4	10-0	23-5
at Truman*	22-20	38-22	10-3	18-0	29-6
Southwest Baptist*	36-6	50-22	19-10	8-2	25-26
Pittsburg State*	19-10	40-18	15-3	16-4	29-11
at Missouri Southern*	26-8	28-26	12-11	12-2	18-19
at Missouri Western*	15-15	26-24	4-8	2-4	10-12
Missouri Southern*	32-7	24-20	9-7	13-0	26-17
at Pittsburg State*					
at Southwest Baptist*					
Truman*					
at Northwest Missouri*					
at Emporia State*					
at Fort Hays State*					
Central Missouri*					
at Fort Hays State*					
Central Missouri*					
<b>TOTALS</b>	<b>469-229</b>	<b>686-404</b>	<b>245-157</b>	<b>170-32</b>	<b>562-275</b>

<i>NCAA Champs</i>	13
--------------------	----





# #3 Cindy Keeley

5-9 | Senior | Guard | Great Bend, Kan. | Great Bend HS



Opponent	Date	GS	Min	TOTAL		Pct	3-PTS		Pct	FT	FTA	Pct	REBOUNDS				PF	FO	A	TO	Blk	Stl	Pts	Avg
				FG	FGA		3FG	FGA					Off	Def	Tot	Avg								
vs Southwestern Oklahoma	11/17/06 *	20	5	8	.625	2	3	.667	3	3	1.000	4	0	4	4.0	1	0	2	0	0	0	15	15.0	
vs Cameron	11/18/06 *	29	1	5	.200	1	4	.250	0	0	.000	0	3	3	3.5	1	0	5	0	0	2	3	9.0	
CAMERON	11/24/06 *	28	5	11	.455	1	6	.167	0	0	.000	5	8	13	6.7	3	0	2	1	1	2	11	9.7	
LYNN	11/25/06 *	23	2	3	.667	2	3	.667	2	2	1.000	0	5	5	6.3	2	0	3	0	0	0	8	9.3	
SOUTHWESTERN (KAN.)	12/04/06 *	25	1	6	.167	1	4	.250	2	2	1.000	4	1	5	6.0	0	0	0	1	0	1	5	8.4	
MISSOURI WESTERN	12/09/06 *	34	4	6	.667	1	2	.500	0	0	.000	2	5	7	6.2	3	0	0	0	0	0	9	8.5	
BENEDICTINE	12/12/06 *	22	3	9	.333	1	4	.250	0	0	.000	0	1	1	5.4	2	0	1	0	0	1	7	8.3	
LINCOLN	12/16/06 *	22	4	11	.364	4	7	.571	0	0	.000	2	4	6	5.5	0	0	5	1	0	2	12	8.8	
vs Northwood Univ.	12/19/06 *	21	3	6	.500	2	3	.667	0	0	.000	1	2	3	5.2	3	0	4	2	0	2	8	8.7	
at Glenville State College	12/20/06 *	29	2	5	.400	0	2	.000	4	6	.667	2	2	4	5.1	2	0	4	2	0	2	8	8.6	
at Central Missouri	12/30/06 *	36	4	8	.500	1	4	.250	0	0	.000	3	5	8	5.4	0	0	3	1	2	1	9	8.6	
EMPORIA STATE	01/03/07 *	31	1	2	.500	1	2	.500	4	6	.667	0	0	0	4.9	3	0	1	0	1	3	7	8.5	
NORTHWEST MISSOURI	01/06/07 *	26	3	7	.429	1	4	.250	0	0	.000	2	1	3	4.8	2	0	4	1	0	1	7	8.4	
FORT HAYS STATE	01/10/07 *	23	5	7	.714	2	4	.500	3	4	.750	0	8	8	5.0	0	0	2	3	2	4	15	8.9	
at Truman	01/13/07 *	31	2	2	1.000	0	0	.000	3	3	1.000	0	0	0	4.7	1	0	2	2	0	0	7	8.7	
SOUTHWEST BAPTIST	01/17/07 *	30	5	6	.833	1	2	.500	0	0	.000	2	3	5	4.7	2	0	1	3	0	4	11	8.9	
PITTSBURG STATE	01/20/07 *	24	5	8	.625	1	4	.250	0	0	.000	2	0	2	4.5	5	1	2	0	0	2	11	9.0	
at Missouri Southern	01/24/07 *	35	3	5	.600	1	1	1.000	2	2	1.000	1	2	3	4.4	2	0	4	1	3	1	9	9.0	
at Missouri Western	01/27/07 *	35	1	7	.143	1	4	.250	0	2	.000	2	7	9	4.7	1	0	3	1	0	0	3	8.7	
MISSOURI SOUTHERN	02/01/07 *	29	7	11	.636	5	7	.714	0	0	.000	2	4	6	4.8	1	0	0	1	0	1	19	9.2	
Totals		20	553	66	133	.496	29	70	.414	23	30	.767	34	61	95	4.8	34	1	48	23	9	29	184	9.2

## Career Highs

Points	19, two times
Field Goals	7, two times
Field Goal Attempts	11, three times
3-Point Field Goals	5, vs Missouri Southern 2/1/07
3-Point Attempts	7, vs Missouri Southern 2/1/07
Free Throws	5, two times
Free Throw Attempts	6, two times
Rebounds	13, vs Cameron 11/24/06
Assists	5, four times
Steals	5, vs Emporia State 2/15/06
Blocked Shots	3, two times
Minutes Played	41, vs Emporia State

## Season Highs

Points	19, vs Missouri Southern 2/1/07
Field Goals	7, vs Missouri Southern 2/1/07
Field Goal Attempts	11, two times
3-Point Field Goals	5, vs Missouri Southern 2/1/07
3-Point Attempts	7, two tiems
Free Throws	4, vs Emporia State 1/3/07
Free Throw Attempts	6, vs Emporia State 1/3/07
Rebounds	13, vs Cameron 11/24/06
Assists	5, vs Cameron 11/18/06
Steals	4, two times
Blocked Shots	3, at Missouri Southern 1/24/07
Minutes Played	36, at Central Missouri 12/30/06

## Career Miscellaneous


Double Figure Scoring	15
Fr.-2 So.-0	Jr.-6 Sr.-7
Double Figure Rebounding	2
Fr.-0 So.-0	Jr.-0 Sr.-2
Games with 5+ Rebounds	27
Fr.-3 So.-6	Jr.-10 Sr.-8
Games with 5+ Assists	4
Fr.-1 So.-0	Jr.-1 Sr.-2
Double-Double Games	1
Fr.-0 So.-0	Jr.-0 Sr.-1

## Keeley's Career Stats

YEAR	GP	GS	MIN	AVG	FG	FGA	PCT	3FG	3FGA	PCT	FT	FTA	PCT	OFF	DEF	TOT	AVG	PF	FO	A	TO	BLK	ST	PTS	AVG
2003-04	31	0	453	14.6	41	93	.441	7	31	.226	25	36	.694	27	52	79	2.5	31	0	49	26	6	25	114	3.7
2004-05	37	1	466	12.6	35	85	.412	7	31	.226	16	25	.640	49	46	95	2.6	41	0	37	13	10	25	93	2.5
2005-06	33	33	871	26.4	71	134	.530	17	49	.347	37	49	.755	56	72	128	3.9	72	1	76	26	12	50	196	5.9
2006-07	20	20	553	27.7	66	133	.496	29	70	.414	23	30	.767	34	61	95	4.8	34	1	48	23	9	29	184	9.2
TOTAL	121	54	2343	19.4	213	445	.479	60	181	.331	101	140	.721	166	231	397	3.3	178	2	210	88	37	129	587	4.9

# #4 Amanda Holmes

6-2 | Junior | Forward | Topeka, Kan. | Texas Christian | Hayden HS



Opponent	Date	GS	Min	TOTAL		3-PTS		Pct	FT	FTA	Pct	REBOUNDS				PF	FO	A	TO	Blk	Stl	Pts	Avg	
				FG	FGA	3FG	FGA					Off	Def	Tot	Avg									
vs Southwestern Oklahoma	11/17/06 *	22	4	10	.400	1	3	.333	0	0	.000	2	4	6	6.0	2	0	1	2	0	2	9	9.0	
vs Cameron	11/18/06 *	23	6	12	.500	1	1	1.000	1	2	.500	3	7	10	8.0	2	0	2	4	0	0	14	11.5	
CAMERON	11/24/06 *	15	0	2	.000	0	0	.000	0	0	.000	2	3	5	7.0	3	0	0	2	0	1	0	7.7	
LYNN	11/25/06 *	20	6	9	.667	0	0	.000	3	3	1.000	2	9	11	8.0	3	0	1	4	1	1	15	9.5	
SOUTHWESTERN (KAN.)	12/04/06 *	23	4	6	.667	2	2	1.000	3	6	.500	3	9	12	8.8	3	0	2	1	4	4	13	10.2	
MISSOURI WESTERN	12/09/06 *	31	6	13	.462	0	0	.000	4	5	.800	4	6	10	9.0	3	0	0	6	2	1	16	11.2	
BENEDICTINE	12/12/06 *	19	0	4	.000	0	1	.000	3	4	.750	1	4	5	8.4	2	0	1	7	0	3	3	10.0	
LINCOLN	12/16/06 *	25	4	6	.667	3	3	1.000	0	0	.000	2	2	4	7.9	2	0	5	3	2	4	11	10.1	
vs Northwood Univ.	12/19/06 *	27	4	6	.667	0	1	.000	2	2	1.000	3	4	7	7.8	4	0	1	4	2	3	10	10.1	
at Glenville State College	12/20/06 *	27	6	11	.545	0	0	.000	1	2	.500	1	0	1	7.1	3	0	0	2	2	1	13	10.4	
at Central Missouri	12/30/06 *	30	2	7	.286	0	2	.000	2	6	.333	1	3	4	6.8	3	0	4	1	0	1	6	10.0	
EMPORIA STATE	01/03/07 *	27	4	12	.333	0	1	.000	8	9	.889	3	9	12	7.3	3	0	1	3	1	2	16	10.5	
NORTHWEST MISSOURI	01/06/07 *	17	4	12	.333	0	3	.000	2	3	.667	5	8	13	7.7	3	0	0	2	1	0	10	10.5	
FORT HAYS STATE	01/10/07 *	22	6	8	.750	0	1	.000	4	4	1.000	2	3	5	7.5	3	0	1	2	6	0	16	10.9	
at Truman	01/13/07 *	23	5	10	.500	0	1	.000	9	12	.750	4	8	12	7.8	3	0	0	4	0	1	19	11.4	
SOUTHWEST BAPTIST	01/17/07 *	24	4	8	.500	0	1	.000	8	12	.667	2	5	7	7.8	2	0	1	1	3	1	16	11.7	
PITTSBURG STATE	01/20/07 *	15	2	3	.667	0	0	.000	1	4	.250	1	5	6	7.6	4	0	0	1	0	0	5	11.3	
at Missouri Southern	01/24/07 *	28	4	8	.500	0	0	.000	5	7	.714	5	4	9	7.7	3	0	3	2	0	2	13	11.4	
at Missouri Western	01/27/07 *	30	7	12	.583	1	4	.250	2	6	.333	2	1	3	7.5	5	1	1	2	2	2	17	11.7	
MISSOURI SOUTHERN	02/01/07 *	16	1	4	.250	0	0	.000	7	8	.875	2	5	7	7.5	4	0	1	0	1	1	9	11.6	
Totals		20	464	79	163	.485	8	24	.333	65	95	.684	50	99	149	7.5	60	1	25	53	27	30	231	11.6

## Career Highs

Points	19, vs Truman 1/13/07
Field Goals	7, at Missouri Western 1/27/07
Field Goal Attempts	13, Missouri Western 12/9/06
Free Throws	9, vs Truman 1/13/07
Free Throw Attempts	12, two times
Three-Point Field Goals	2, three times
Three-Point Attempts	5, vs Okla. Panhandle 11/30/05
Rebounds	13, vs Northwest Missouri 1/6/07
Assists	5, vs Lincoln 12/16/06
Steals	6, vs Missouri Valley 1/1/06
Blocked Shots	6, vs Fort Hays State 1/10/07
Minutes Played	31, vs Missouri Western 12/9/06

## Season Highs

Points	19, vs Truman 1/13/07
Field Goals	7, at Missouri Western 1/27/07
Field Goal Attempts	13, Missouri Western 12/9/06
3-Point Field Goals	2, vs Southwestern 12/4/06
3-Point Attempts	4, at Missouri Western 1/27/07
Free Throws	9, vs Truman 1/13/07
Free Throw Attempts	12, two times
Rebounds	13, vs Northwest Missouri 1/6/07
Assists	5, vs Lincoln 12/16/06
Steals	4, two times
Blocked Shots	6, vs Fort Hays State 1/10/07
Minutes Played	31, vs Missouri Western 12/9/06

## Career Miscellaneous

Double Figure Scoring	20
So.-7	Jr.-13
Double Figure Rebounding	8
So.-1	Jr.-7
Games with 5+ Rebounds	29
So.-14	Jr.-15
Games with 5+ Assists	1
So.-0	Jr.-1
Double-Double Games	8
So.-1	Jr.-7

## Holmes' Career Stats

YEAR	GP	GS	MIN	AVG	FG	FGA	PCT	3FG
------	----	----	-----	-----	----	-----	-----	-----





# #10 Jessica Aebi

5-7 | Senior | Guard | Enid, Okla. | Northeastern Okla. A&M | Enid HS



Opponent	Date	GS	Min	TOTAL			3-PTS			FT	FTA	Pct	REBOUNDS				PF	FO	A	TO	Blk	Stl	Pts	Avg	
				FG	FGA	Pct	3FG	FGA	Pct				Off	Def	Tot	Avg									
vs Southwestern Oklahoma	11/17/06	*	22	3	5	.600	2	3	.667	0	0	.000	0	2	2	2.0	1	0	6	0	0	4	8	8.0	
vs Cameron	11/18/06	*	27	5	9	.556	3	5	.600	1	2	.500	0	1	1	1.5	2	0	4	2	1	3	14	11.0	
CAMERON	11/24/06	*	31	6	9	.667	1	3	.333	2	3	.667	0	2	2	1.7	1	0	6	5	0	1	15	11.5	
LYNN	11/25/06	*	22	2	5	.400	1	1	1.000	3	4	.750	0	0	0	1.3	2	0	5	2	0	1	8	11.3	
SOUTHWESTERN (KAN.)	12/04/06	*	27	3	5	.600	0	0	.000	0	0	.000	0	2	2	1.4	1	0	4	0	2	0	6	10.2	
MISSOURI WESTERN	12/09/06	*	38	2	5	.400	0	1	.000	2	2	1.000	0	3	3	1.7	3	0	1	3	0	1	6	9.5	
BENEDICTINE	12/12/06	*	23	1	3	.333	0	0	.000	2	2	1.000	0	2	2	1.7	1	0	2	0	0	2	4	8.7	
LINCOLN	12/16/06	*	20	0	3	.000	0	3	.000	0	0	.000	0	2	2	1.8	2	0	6	1	1	2	0	7.6	
vs Northwood Univ.	12/19/06	*	22	2	5	.400	1	2	.500	0	0	.000	0	1	1	1.7	2	0	2	0	0	0	5	7.3	
vs Glenville State College	12/20/06	*	31	4	10	.400	0	2	.000	3	4	.750	0	4	4	1.9	2	0	3	3	0	0	11	7.7	
at Central Missouri	12/30/06	*	29	3	5	.600	0	1	.000	0	0	.000	0	3	3	2.0	2	0	2	1	0	1	6	7.5	
EMPORIA STATE	01/03/07	*	36	3	11	.273	2	3	.667	2	2	1.000	0	3	3	2.1	2	0	3	2	0	1	10	7.8	
NORTHWEST MISSOURI	01/06/07	*	24	3	10	.300	1	7	.143	0	0	.000	0	1	1	2.0	3	0	2	2	0	0	7	7.7	
FORT HAYS STATE	01/10/07	*	26	1	6	.167	0	2	.000	2	2	1.000	0	1	1	1.9	0	0	6	1	1	3	4	7.4	
at Truman	01/13/07	*	32	3	7	.429	2	4	.500	1	2	.500	0	3	3	2.0	2	0	3	2	0	0	9	7.5	
SOUTHWEST BAPTIST	01/17/07	*	28	4	8	.500	0	0	.000	0	0	.000	0	2	2	2.0	1	0	5	3	0	4	8	7.6	
PITTSBURG STATE	01/20/07	*	32	4	10	.400	2	7	.286	0	0	.000	0	3	3	2.1	1	0	4	4	0	1	10	7.7	
at Missouri Southern	01/24/07	*	35	3	4	.750	2	2	1.000	1	2	.500	1	0	1	2.0	1	0	3	0	0	3	9	7.8	
at Missouri Western	01/27/07	*	38	1	3	.333	0	1	.000	0	0	.000	0	2	2	2.0	1	0	1	3	0	1	2	7.5	
MISSOURI SOUTHERN	02/01/07	*	30	4	9	.444	1	4	.250	2	2	1.000	0	3	3	2.1	2	0	4	4	0	1	11	7.7	
Totals			20	573	57	132	.432	18	51	.353	21	27	.778	1	40	41	2.1	32	0	72	38	5	29	153	7.7

## Career Highs

Points	15, vs Cameron	11/24/06
Field Goals	6, two times	
Field Goal Attempts	11, vs Emporia State	1/3/07
Free Throws	6, vs CSU-Stanislaus	11/24/05
Free Throw Attempts	6, vs CSU-Stanislaus	11/24/05
Three-Point Field Goals	4, vs St. Mary (Texas)	3/10/06
Three-Point Attempts	7, vs Northwest Missouri	1/6/07
Rebounds	3, three times	
Assists	7, vs Benedictine	12/14/05
Steals	4, two times	
Blocked Shots	2, vs Southwestern	12/4/06
Minutes Played	38, two times	

## Season Highs

Points	15, vs Cameron	11/24/06
Field Goals	6, vs Cameron	11/24/06
Field Goal Attempts	11, vs Emporia State	1/3/07
3-Point Field Goals	3, vs Cameron	11/18/06
3-Point Attempts	7, two times	
Free Throws	3, vs Lynn	11/25/06
Free Throw Attempts	4, vs Lynn	11/25/06
Rebounds	3, vs Emporia State	1/3/07
Assists	6, four times	
Steals	4, two times	
Blocked Shots	2, vs Southwestern	12/4/06
Minutes Played	38, two times	

## Career Miscellaneous

Double Figure Scoring	13
Jr.-7	Sr.-9
Double Figure Rebounding	0
Jr.-0	Sr.-0
Games with 5+ Rebounds	0
Jr.-0	Sr.-0
Games with 5+ Assists	9
Jr.-3	Sr.-6
Double-Double Games	0
Jr.-0	Sr.-0

## Aebi's Career Stats

YEAR	GP	GS	MIN	AVG	FG	FGA	PCT	3FG	3FGA	PCT	FT	FTA	PCT	OFF	DEF	TOT	AVG	PF	FO	A	TO	BLK	ST	PTS	AVG
2005-06	33	0	459	13.9	57	116	.491	23	54	.426	23	29	.793	3	31	34	1.0	23	0	52	38	3	22	160	4.8
2006-07	20	20	573	28.7	57	132	.432	18	51	.353	21	27	.778	1	40	41	2.1	32	0	72	38	5	29	153	7.7
TOTAL	53	20	1032	19.5	114	248	.460	41	105	.390	44	56	.786	4	71	75	1.4	55	0	124	76	8	51	313	5.9

# #11 Renata Germano

6-2 | Sophomore | Forward | Rio de Janero, Brazil | Southeastern Illinois



Opponent	Date	GS	Min	TOTAL		Pct	3-PTS		Pct	FT	FTA	Pct	REBOUNDS			PF	FO	A	TO	Blk	Stl	Pts	Avg	
				FG	FGA		3FG	FGA					Off	Def	Tot									
vs Southwestern Oklahoma	11/17/06	13	1	1	1.000	0	0	.000	1	2	.500	0	2	2	2.0	1	0	1	1	0	0	3	3.0	
vs Cameron	11/18/06	10	3	7	.429	0	0	.000	4	5	.800	2	3	5	3.5	2	0	0	1	0	0	10	6.6	
CAMERON	11/24/06	14	1	5	.200	0	0	.000	5	8	.625	1	3	4	3.7	5	1	1	0	0	0	7	6.6	
LYNN	11/25/06	18	4	9	.444	0	0	.000	2	3	.667	2	3	5	4.0	2	0	1	0	1	1	10	7.6	
SOUTHWESTERN (KAN.)	12/04/06	13	1	7	.143	0	0	.000	0	2	.000	2	3	5	4.2	3	0	0	1	0	0	2	6.4	
MISSOURI WESTERN	12/09/06	2	1	1	1.000	0	0	.000	0	0	.000	1	0	1	3.7	0	0	0	0	1	0	2	5.7	
BENEDICTINE	12/12/06	19	8	12	.667	0	0	.000	0	0	.000	2	2	4	3.7	1	0	1	2	1	1	16	7.7	
LINCOLN	12/16/06	20	1	3	.333	0	0	.000	4	4	1.000	1	2	3	3.6	2	0	0	2	3	0	6	7.0	
vs Northwood Univ.	12/19/06	13	4	6	.667	0	0	.000	1	2	.500	3	5	8	4.1	4	0	1	3	3	0	9	7.7	
vs Glenville State College	12/20/06	5	0	0	.000	0	0	.000	0	0	.000	0	1	1	3.8	1	0	1	3	0	0	0	6.5	
at Central Missouri	12/30/06	3	0	0	.000	0	0	.000	0	0	.000	0	1	1	3.5	0	0	0	0	1	0	0	5.9	
NORTHWEST MISSOURI	01/06/07	17	2	3	.667	0	0	.000	3	4	.750	1	2	3	3.5	3	0	1	1	2	0	7	6.6	
FORT HAYS STATE	01/10/07	19	1	7	.143	0	0	.000	1	2	.500	2	3	5	3.6	4	0	0	1	1	0	3	5.8	
at Truman	01/13/07	7	1	3	.333	0	0	.000	0	0	.000	1	2	3	3.6	4	0	0	0	1	0	2	5.5	
SOUTHWEST BAPTIST	01/17/07	10	2	2	1.000	0	0	.000	5	6	.833	1	2	3	3.5	0	0	0	1	0	0	9	5.5	
PITTSBURG STATE	01/20/07	10	0	0	.000	0	0	.000	0	0	.000	0	1	1	3.4	1	0	1	1	0	0	0	5.4	
at Missouri Western	01/27/07	2	0	0	.000	0	0	.000	0	0	.000	0	0	0	3.2	0	0	0	1	0	0	0	5.1	
MISSOURI SOUTHERN	02/01/07	5	0	0	.000	0	0	.000	0	0	.000	0	0	0	3.0	0	0	0	0	0	0	0	4.8	
Totals		0	200	30	66	.455	0	0	.000	26	38	.684	19	35	54	3.0	33	1	8	19	13	2	86	4.8

## Career Highs

Points	16, vs Benedictine	12/12/06
Field Goals	8, vs Benedictine	12/12/06
Field Goal Attempts	12, vs Benedictine	12/12/06
3-Point Field Goals	-	
3-Point Attempts	-	
Free Throws	5, two times	
Free Throw Attempts	8, vs Cameron	11/24/06
Rebounds	8, vs Northwood	12/19/06
Assists	1, five times	
Steals	1, two times	
Blocked Shots	3, two times	
Minutes Played	20, vs Lincoln	12/16/06

## Season Highs

Points	16, vs Benedictine	12/12/06
Field Goals	8, vs Benedictine	12/12/06
Field Goal Attempts	12, vs Benedictine	12/12/06
3-Point Field Goals	-	
3-Point Attempts	-	
Free Throws	5, two times	
Free Throw Attempts	8, vs Cameron	11/24/06
Rebounds	8, vs Northwood	12/19/06
Assists	1, five times	
Steals	1, two times	
Blocked Shots	3, two times	
Minutes Played	20, vs Lincoln	12/16/06

## Career Miscellaneous

Double Figure Scoring	3
So.-3	
Double Figure Rebounding	0
So.-0	
Games with 5+ Rebounds	5
So.-5	
Games with 5+ Assists	0
So.-0	
Double-Double Games	0
So.-0	

## Germano's Career Stats

YEAR	GP	GS	MIN	AVG	FG	FGA	PCT	3FG	3FGA	PCT	FT	FTA	PCT	OFF	DEF	TOT	AVG	PF	FO	A	TO	BLK	ST	PTS	AVG
2006-07	18	0	200	11.1	30	66	.455	0	0	.000	26	38	.684	19	35	54	3.0	33	1	8	19	13	2	86	4.8
TOTAL	18	0	200	11.1	30	66	.455	0	0	.000	26	38	.684	19	35	54	3.0	33	1	8	19	13	2	86	4.8

1993, 2003, 2004, 2005, 2006 MIAA Ch



# #13 Jessica Mainz

5-9 | Sophomore | Guard | Topeka, Kan. | Shawnee Heights HS



Opponent	Date	TOTAL				3-PTS		REBOUNDS																
		GS	Min	FG	FGA	Pct	3FG	FGA	Pct	FT	FTA	Pct	Off	Def	Tot	Avg	PF	FO	A	TO	Blk	Stl	Pts	Avg
vs Southwestern Oklahoma	11/17/06	13	0	0	.000	0	0	.000	0	0	.000	0	1	1	1.0	2	0	5	0	0	2	0	0.0	
vs Cameron	11/18/06	16	1	2	.500	0	0	.000	1	2	.500	0	1	1	1.0	2	0	1	1	0	0	3	1.5	
CAMERON	11/24/06	13	1	1	1.000	0	0	.000	3	3	1.000	0	1	1	1.0	1	0	0	0	0	1	5	2.7	
LYNN	11/25/06	17	2	4	.500	0	0	.000	4	4	1.000	0	4	4	1.0	1	0	3	0	0	0	8	4.0	
SOUTHWESTERN (KAN.)	12/04/06	13	2	2	1.000	0	0	.000	0	1	.000	0	2	2	1.8	1	0	2	1	0	1	4	4.0	
MISSOURI WESTERN	12/09/06	19	1	3	.333	0	0	.000	2	2	1.000	1	0	1	1.7	0	0	0	0	0	1	4	4.0	
BENEDICTINE	12/12/06	17	0	0	.000	0	0	.000	0	0	.000	1	1	2	1.7	0	0	4	0	1	6	0	3.4	
LINCOLN	12/16/06	16	2	3	.667	0	0	.000	0	1	.000	0	1	1	1.6	0	0	4	0	0	0	4	3.5	
vs Northwood Univ.	12/19/06	13	1	2	.500	0	0	.000	0	2	.000	0	3	3	1.8	0	0	3	0	0	0	2	3.3	
vs Glenville State College	12/20/06	17	0	0	.000	0	0	.000	1	2	.500	0	4	4	2.0	2	0	1	0	0	0	1	3.1	
at Central Missouri	12/30/06	17	2	3	.667	0	0	.000	1	2	.500	1	1	2	2.0	1	0	0	2	0	3	5	3.3	
EMPORIA STATE	01/03/07	13	1	2	.500	0	0	.000	2	2	1.000	2	0	2	2.0	2	0	0	0	0	1	4	3.3	
NORTHWEST MISSOURI	01/06/07	24	1	3	.333	0	0	.000	0	2	.000	4	1	5	2.2	2	0	1	0	1	0	2	3.2	
FORT HAYS STATE	01/10/07	23	2	4	.500	0	0	.000	1	2	.500	0	3	3	2.3	0	0	0	3	2	1	5	3.4	
at Truman	01/13/07	24	2	3	.667	0	0	.000	1	2	.500	1	4	5	2.5	1	0	4	2	0	0	5	3.5	
SOUTHWEST BAPTIST	01/17/07	21	4	6	.667	0	0	.000	0	0	.000	2	2	4	2.6	1	0	5	2	0	3	8	3.8	
PITTSBURG STATE	01/20/07	24	2	5	.400	0	0	.000	0	0	.000	1	3	4	2.6	3	0	7	0	0	2	4	3.8	
at Missouri Southern	01/24/07	16	2	3	.667	1	1	1.000	1	2	.500	1	2	3	2.7	0	0	4	2	0	1	6	3.9	
at Missouri Western	01/27/07	19	2	2	1.000	0	0	.000	0	2	.000	2	5	7	2.9	1	0	3	4	0	2	4	3.9	
MISSOURI SOUTHERN	02/01/07	25	1	2	.500	0	0	.000	4	4	1.000	2	3	5	3.0	0	0	7	0	0	5	6	4.0	
Totals		0	360	29	50	.580	1	1	1.000	21	35	.600	18	42	60	3.0	20	0	54	17	4	29	80	4.0

## Career Highs

Points	13, vs Missouri Valley	1/1/06
Field Goals	5, vs Missouri Valley	1/1/06
Field Goal Attempts	6, two times	
Free Throws	4, two times	11/25/06
Free Throw Attempts	4, four times	
Three-Point Field Goals	1, at Missouri Southern	1/24/07
Three-Point Attempts	1, four times	
Rebounds	7, at Missouri Western	1/27/07
Assists	7, two times	
Steals	6, vs Benedictine	12/12/06
Blocked Shots	2, vs Fort Hays State	1/10/07
Minutes Played	25, vs Missouri Southern	2/1/07

## Season Highs

Points	8, two times	
Field Goals	4, vs Southwest Baptist	1/17/07
Field Goal Attempts	6, vs Southwest Baptist	1/17/07
3-Point Field Goals	1, at Missouri Southern	1/24/07
3-Point Attempts	1, at Missouri Southern	1/24/07
Free Throws	4, two times	
Free Throw Attempts	4, two times	
Rebounds	7, at Missouri Western	1/27/07
Assists	7, two times	
Steals	6, vs Benedictine	12/12/06
Blocked Shots	2, vs Fort Hays State	1/10/07
Minutes Played	25, vs Missouri Southern	2/1/07

## Career Miscellaneous

Double Figure Scoring	2
Fr-2	So-0
Double Figure Rebounding	0
Fr-0	So-0
Games with 5+ Rebounds	5
Fr-1	So-4
Games with 5+ Assists	7
Fr-3	So-4
Double-Double Games	0
Fr-0	So-0

## Mainz's Career Stats

YEAR	GP	GS	MIN	AVG	FG	FGA	PCT	3FG	3FGA	PCT	FT	FTA	PCT	OFF	DEF	TOT	AVG	PF	FO	A	TO	BLK	ST	PTS	AVG
2005-06	22	0	186	8.5	19	34	.559	0	3	.000	16	22	.727	20	23	43	2.0	10	0	19	8	2	22	54	2.5
2006-07	20	0	360	18.0	29	50	.580	1	1	1.000	21	35	.600	18	42	60	3.0	20	0	54	17	4	29	80	4.0
TOTAL	42	0	546	13.0	48	84	.571	1	4	.250	37	57	.649	38	65	103	2.5	30	0	73	25	6	51	134	3.2

# #15 Nikki Holmes

5-10 | Senior | Guard | Arlington, Texas | Tyler JC



Opponent	Date	GS	Min	TOTAL		Pct	3-PTS		Pct	FT	FTA	Pct	REBOUNDS				PF	FO	A	TO	Blk	Stl	Pts	Avg
				FG	FGA		3FG	FGA					Off	Def	Tot	Avg								
vs Southwestern Oklahoma	11/17/06	8	1	4	.250	0	0	1	.000	0	0	.000	1	2	3	3.0	0	0	0	0	0	0	2	2.0
vs Cameron	11/18/06	10	3	5	.600	2	4	.500	1	3	.333	1	1	2	2.5	1	0	1	0	0	0	9	5.5	
CAMERON	11/24/06	14	2	7	.286	1	5	.200	1	2	.500	2	2	4	3.0	2	0	1	4	0	2	6	5.7	
SOUTHWESTERN (KAN.)	12/04/06	10	1	4	.250	0	1	.000	0	0	.000	1	2	3	3.0	1	0	0	2	2	0	2	4.8	
MISSOURI WESTERN	12/09/06	2	1	1	1.000	0	0	.000	0	0	.000	0	0	0	0	2.4	1	0	0	1	0	0	2	4.2
BENEDICTINE	12/12/06	12	3	8	.375	1	3	.333	0	0	.000	0	2	2	2.3	2	0	3	0	0	0	7	4.7	
LINCOLN	12/16/06	14	4	6	.667	2	4	.500	1	2	.500	0	4	4	2.6	0	0	1	1	0	1	11	5.4	
vs Northwood Univ.	12/19/06	17	2	5	.400	1	2	.500	0	0	.000	0	3	3	2.6	0	0	1	1	1	1	5	5.3	
vs Glenville State College	12/20/06	8	0	0	.000	0	0	.000	0	0	.000	0	0	0	0	2.3	0	0	0	0	0	0	0	4.9
at Central Missouri	12/30/06	18	2	6	.333	1	4	.250	0	0	.000	0	1	1	2.2	1	0	0	4	0	0	5	4.9	
EMPORIA STATE	01/03/07	8	3	4	.750	0	0	.000	2	2	1.000	0	1	1	2.1	0	0	0	0	0	0	1	8	5.2
NORTHWEST MISSOURI	01/06/07	14	3	7	.429	0	3	.000	0	1	.000	1	4	5	2.3	3	0	3	2	1	0	6	5.3	
FORT HAYS STATE	01/10/07	18	3	8	.375	0	1	.000	0	0	.000	2	3	5	2.5	1	0	0	2	0	2	2	6	5.3
at Truman	01/13/07	9	1	2	.500	0	1	.000	2	2	1.000	0	4	4	2.6	2	0	1	2	0	1	4	5.2	
SOUTHWEST BAPTIST	01/17/07	13	1	6	.167	0	3	.000	0	0	.000	0	4	4	2.7	1	0	0	1	0	1	2	5.0	
PITTSBURG STATE	01/20/07	8	3	5	.600	1	3	.333	0	0	.000	0	3	3	2.8	2	0	0	1	0	1	7	5.1	
at Missouri Southern	01/24/07	5	0	2	.000	0	0	.000	0	0	.000	0	0	0	0	2.6	0	0	0	2	0	0	0	4.8
at Missouri Western	01/27/07	3	1	2	.500	0	1	.000	0	0	.000	0	0	0	0	2.4	0	0	0	1	0	1	2	4.7
MISSOURI SOUTHERN	02/01/07	9	1	6	.167	0	2	.000	0	0	.000	0	1	1	2.4	3	0	0	0	0	0	2	4.5	
Totals		0	200	35	88	.398	9	38	.237	7	12	.583	8	37	45	2.4	20	0	11	24	4	11	86	4.5

## Career Highs

Points	11, vs Lincoln	12/16/06
Field Goals	4, vs Lincoln	12/16/06
Field Goal Attempts	8, two times	
3-Point Field Goals	2, two times	
3-Point Attempts	5, vs Cameron	11/24/06
Free Throws	1, two times	
Free Throw Attempts	3, vs Cameron	11/18/06
Rebounds	5, vs Northwest Missouri	1/6/07
Assists	3, vs Benedictine	12/12/06
Steals	2, two times	
Blocked Shots	2, vs Southwestern	12/4/06
Minutes Played	18, two times	

## Season Highs

Points	11, vs Lincoln	12/16/06
Field Goals	4, vs Lincoln	12/16/06
Field Goal Attempts	8, two times	
3-Point Field Goals	2, two times	
3-Point Attempts	5, vs Cameron	11/24/06
Free Throws	1, two times	
Free Throw Attempts	3, vs Cameron	11/18/06
Rebounds	5, vs Northwest Missouri	1/6/07
Assists	3, vs Benedictine	12/12/06
Steals	2, two times	
Blocked Shots	2, vs Southwestern	12/4/06
Minutes Played	18, two times	

## Career Miscellaneous

Double Figure Scoring	1
Sr-1	
Double Figure Rebounding	0
Sr-0	
Games with 5+ Rebounds	2
Sr-2	
Games with 5+ Assists	0
Sr-0	
Double-Double Games	0
Sr-0	

## Holmes' Career Stats

YEAR	GP	GS	MIN	AVG	FG	FGA	PCT	3FG	3FGA	PCT	FT	FTA	PCT	OFF	DEF	TOT	AVG	PF	FO	A	TO	BLK	ST	PTS	AVG
2006-07	19	0	200	10.5	35	88	.398	9	38	.237	7	12	.583	8	37	45	2.4	20	0	11	24	4	11	86	4.5
TOTAL	19	0	200	10.5	35	88	.398	9	38	.237	7	12	.583	8	37	45	2.4	20	0	11	24	4	11	86	4.5

1993, 2003, 2004, 2005, 20



# #20 Holly Henrichs

5-5 | Senior | Guard | Dodge City, Kan. | Dodge City HS



Opponent	Date	TOTAL				3-PTS		REBOUNDS															
		GS	Min	FG	Pct	3FG	Pct	FT	FTA	Pct	Off	Def	Tot	Avg	PF	FO	A	TO	Blk	Stl	Pts	Avg	
vs Southwestern Oklahoma	11/17/06	7	1	1	1.000	1	1	1.000	0	0	.000	0	0	0.0	2	0	0	1	0	0	3	3.0	
vs CAMERON	11/18/06	3	0	0	.000	0	0	.000	0	0	.000	0	0	0.0	0	0	1	0	0	0	0	1.5	
CAMERON	11/24/06	4	0	0	.000	0	0	.000	0	0	.000	0	0	0.0	1	0	0	1	0	0	0	1.0	
LYNN	11/25/06	7	0	0	.000	0	0	.000	0	0	.000	0	0	0.0	0	0	0	0	0	0	0	0.8	
SOUTHWESTERN (KAN.)	12/04/06	2	0	0	.000	0	0	.000	0	0	.000	0	0	0.0	0	0	0	0	0	0	0	0.6	
BENEDICTINE	12/12/06	5	0	1	.000	0	0	.000	0	0	.000	0	1	0.2	0	0	0	1	0	0	0	0.5	
LINCOLN	12/16/06	5	0	0	.000	0	0	.000	0	0	.000	0	1	0.3	0	0	2	0	0	0	0	0.4	
vs Northwood Univ.	12/19/06	6	0	0	.000	0	0	.000	0	0	.000	0	2	0.5	1	0	1	2	0	0	0	0.4	
at Central Missouri	12/30/06	2	0	0	.000	0	0	.000	2	2	1.000	0	0	0.4	0	0	0	0	0	2	0.6		
NORTHWEST MISSOURI	01/06/07	3	0	0	.000	0	0	.000	0	0	.000	0	0	0.4	0	0	0	0	0	0	0	0.5	
FORT HAYS STATE	01/10/07	4	0	0	.000	0	0	.000	0	0	.000	0	0	0.4	1	0	0	0	0	0	0	0.5	
at Truman	01/13/07	3	1	1	1.000	0	0	.000	0	0	.000	0	0	0.3	0	0	1	0	0	1	2	0.6	
SOUTHWEST BAPTIST	01/17/07	4	0	0	.000	0	0	.000	0	0	.000	0	0	0.3	1	0	0	0	0	0	0	0.5	
PITTSBURG STATE	01/20/07	2	0	0	.000	0	0	.000	2	2	1.000	1	0	0.4	0	0	0	0	0	0	2	0.6	
MISSOURI SOUTHERN	02/01/07	3	0	0	.000	0	0	.000	0	0	.000	0	0	0.3	0	0	0	0	0	1	0	0.6	
Totals		0	60	2	3	.667	1	1	1.000	4	4	1.000	1	4	5	0.3	6	0	5	5	0	9	0.6

## Career Highs

Points	5, two times
Field Goals	1, nine times
Field Goal Attempts	2, vs Pittsburg State 1/18/06
Free Throws	4, vs Southwest Baptist 1/19/05
Free Throw Attempts	6, vs Southwest Baptist 1/19/05
Three-Point Field Goals	1, two times
Three-Point Attempts	1, seven times
Rebounds	2, two times
Assists	2, vs Lincoln 12/16/06
Steals	1, nine times
Blocked Shots	1, two times
Minutes Played	8, vs Baker 11/29/03

## Season Highs

Points	3, vs Southwestern Okla. 11/17/06
Field Goals	1, two times
Field Goal Attempts	1, three times
3-Point Field Goals	1, vs Southwestern Okla. 11/17/06
3-Point Attempts	1, vs Southwestern Okla. 11/17/06
Free Throws	2, two times
Free Throw Attempts	2, two times
Rebounds	2, vs Northwood 12/19/06
Assists	1, vs Cameron 11/18/06
Steals	1, at Truman 1/13/07
Blocked Shots	-
Minutes Played	7, two times

## Career Miscellaneous


<b>Double Figure Scoring</b>		<b>0</b>	
Fr.-0	So.-0	Jr.-0	Sr.-0
<b>Double Figure Rebounding</b>		<b>0</b>	
Fr.-0	So.-0	Jr.-0	Sr.-0
<b>Games with 5+ Rebounds</b>		<b>0</b>	
Fr.-0	So.-0	Jr.-0	Sr.-0
<b>Games with 5+ Assists</b>		<b>0</b>	
Fr.-0	So.-0	Jr.-0	Sr.-0
<b>Double-Double Games</b>		<b>0</b>	
Fr.-0	So.-0	Jr.-0	Sr.-0

## Henrichs' Career Stats

YEAR	GP	GS	MIN	AVG	FG	FGA	PCT	3FG	3FGA	PCT	FT	FTA	PCT	OFF	DEF	TOT	AVG	PF	FO	A	TO	BLK	ST	PTS	AVG
2003-04	15	0	48	3.2	3	8	.375	2	5	.400	0	0	.000	1	3	4	0.3	6	0	4	5	1	2	8	0.5
2004-05	21	0	52	2.5	3	6	.500	0	1	.000	4	7	.571	0	4	4	0.2	4	0	5	9	0	3	10	0.5
2005-06	19	0	59	3.1	2	6	.333	0	2	.000	5	12	.417	0	2	2	0.1	5	0	2	6	1	3	9	0.5
2006-07	15	0	60	4.0	2	3	.667	1	1	1.000	4	4	1.000	1	4	5	0.3	6	0	5	5	0	2	9	0.6
TOTAL	70	0	219	3.1	10	23	.435	3	9	.333	13	23	.565	2	13	15	0.2	21	0	16	25	2	10	36	0.5

# #21 Corkey Stiger

5-9 | Junior | Guard | Hopkinsville, Ky. | Trinity Valley CC | Christian County HS



Opponent	Date	TOTAL				3-PTS				REBOUNDS														
		GS	Min	FG	FGA	Pct	3FG	FGA	Pct	FT	FTA	Pct	Off	Def	Tot	Avg	PF	FO	A	TO	Blk	Stl	Pts	Avg
vs Southwestern Oklahoma	11/17/06	22	5	12	.417	2	6	.333	1	2	.500	0	0	0	0.0	2	0	1	1	0	1	13	13.0	
vs Cameron	11/18/06	27	4	9	.444	2	6	.333	7	7	1.000	2	2	4	2.0	3	0	4	2	0	0	17	15.0	
CAMERON	11/24/06	18	6	11	.545	1	5	.200	3	4	.750	0	0	0	1.3	2	0	3	2	0	0	16	15.3	
LYNN	11/25/06	22	3	10	.300	1	5	.200	0	0	.000	1	2	3	1.8	3	0	4	1	0	4	7	13.3	
SOUTHWESTERN (KAN.)	12/04/06	19	3	8	.375	3	4	.750	0	0	.000	0	1	1	1.6	0	0	1	0	0	1	9	12.4	
MISSOURI WESTERN	12/09/06	21	6	16	.375	2	6	.333	0	2	.000	1	2	3	1.8	0	8	6	0	4	14	12.7		
BENEDICTINE	12/12/06	20	6	8	.750	2	3	.667	6	6	1.000	2	3	5	2.3	2	0	5	1	0	3	20	13.7	
LINCOLN	12/16/06	17	4	7	.571	3	6	.500	0	0	.000	1	0	1	2.1	0	0	1	2	0	1	11	13.4	
vs Northwood Univ.	12/19/06	18	7	10	.700	3	6	.500	4	4	1.000	1	2	3	2.2	4	0	2	0	2	21	14.2		
vs Glenville State College	12/20/06	28	3	6	.500	0	2	.000	2	2	1.000	2	3	5	2.5	0	7	2	0	3	8	13.6		
at Central Missouri	12/30/06	26	5	13	.385	0	6	.000	3	4	.750	1	3	4	2.6	2	0	3	3	0	2	13	13.5	
EMPORIA STATE	01/03/07	28	3	12	.250	1	4	.250	1	2	.500	4	2	6	2.9	2	0	6	1	0	1	8	13.1	
NORTHWEST MISSOURI	01/06/07	28	6	11	.545	2	5	.400	0	0	.000	3	3	6	3.2	1	0	1	3	1	0	14	13.2	
FORT HAYS STATE	01/10/07	25	2	10	.200	1	4	.250	2	2	1.000	5	2	7	3.4	0	0	2	2	0	1	7	12.7	
at Truman	01/13/07	26	6	12	.500	0	1	.000	4	4	1.000	1	2	3	3.4	1	0	4	0	0	8	16	12.9	
SOUTHWEST BAPTIST	01/17/07	24	3	8	.375	0	3	.000	0	0	.000	4	4	8	3.7	0	0	1	0	0	5	6	12.5	
PITTSBURG STATE	01/20/07	30	5	12	.417	1	5	.200	2	2	1.000	1	4	5	3.8	1	0	2	0	0	3	13	12.5	
at Missouri Southern	01/24/07	28	5	11	.455	1	4	.250	1	1	1.000	0	1	1	3.6	0	0	1	2	0	0	12	12.5	
at Missouri Western	01/27/07	25	2	13	.154	0	5	.000	0	0	.000	2	6	8	3.8	1	0	4	2	0	1	4	12.1	
MISSOURI SOUTHERN	02/01/07	26	7	13	.538	2	5	.400	2	3	.667	1	1	2	3.8	0	0	4	3	0	1	18	12.4	
Totals		0	478	91	212	.429	27	91	.297	38	45	.844	32	43	75	3.8	25	0	64	33	1	43	247	12.4

## Career Highs

Points	21, vs Northwood 12/19/06
Field Goals	7, vs Northwood 12/19/06
Field Goal Attempts	16, Missouri Western 12/9/06
3-Point Field Goals	3, vs Northwood 12/19/06
3-Point Attempts	6, three times
Free Throws	7, vs Cameron 11/18/06
Free Throw Attempts	7, vs Cameron 11/18/06
Rebounds	two times
Assists	8, two times
Steals	8, at Truman 1/13/07
Blocked Shots	1, vs Northwest Missouri 1/6/07
Minutes Played	30, vs Pittsburg State 1/20/07

## Season Highs

Points	21, vs Northwood 12/19/06
Field Goals	7, two times
Field Goal Attempts	16, Missouri Western 12/9/06
3-Point Field Goals	3, vs Northwood 12/19/06
3-Point Attempts	6, three times
Free Throws	7, vs Cameron 11/18/06
Free Throw Attempts	7, vs Cameron 11/18/06
Rebounds	8, two times
Assists	8, two times
Steals	8, at Truman 1/13/07
Blocked Shots	1, vs Northwest Missouri 1/6/07
Minutes Played	30, vs Pittsburg State 1/20/07

## Career Miscellaneous

Double Figure Scoring	12
Jr.-12	
Double Figure Rebounding	0
Jr.-0	
Games with 5+ Rebounds	6
Jr.-6	
Games with 5+ Assists	4
Jr.-4	
Double-Double Games	0
Jr.-0	

## Stiger's Career Stats

YEAR	GP	GS	MIN	AVG	FG	FGA	PCT	3FG	3FGA	PCT	FT	FTA	PCT	OFF	DEF	TOT	AVG	PF	FO	A	TO	BLK	ST	PTS	AVG
2006-07	20	0	478	23.9	91	212	.429	27	91	.297	38	45	.844	32	43	75	3.8	25	0	64	33	1	43	247	12.4
TOTAL	20	0	478	23.9	91	212	.429	27	91	.297	38	45	.844	32	43	75	3.8	25	0	64	33	1	43	247	12.4

1993, 2003, 2004, 2005, 2006 MLAA Champs • 2005 NCAA Champs





# #23 Stephanie Wittman

5-10 | Sophomore | Guard | Salina, Kan. | Sacred Heart HS



Opponent	Date	GS	Min	TOTAL		3-PTS			Pct	FT	FTA	Pct	REBOUNDS				PF	FO	A	TO	Blk	Stl	Pts	Avg
				FG	FGA	Pct	3FG	FGA					Off	Def	Tot	Avg								
vs Southwestern Oklahoma	11/17/06	6	0	2	.000	0	1	.000	0	0	.000	2	0	2	2.0	0	0	0	1	0	0	0.0		
vs Cameron	11/18/06	2	0	1	.000	0	1	.000	0	0	.000	0	0	0	0	0	0	0	0	0	0	0.0		
CAMERON	11/24/06	4	0	1	.000	0	0	.000	1	2	.500	0	0	0	0.7	0	0	1	0	0	0	1	0.3	
LYNN	11/25/06	8	0	1	.000	0	1	.000	0	0	.000	0	2	2	1.0	0	0	1	1	0	0	0	0.3	
SOUTHWESTERN (KAN.)	12/04/06	2	1	2	.500	0	0	.000	0	0	.000	0	0	0	0.8	0	0	0	0	1	1	2	0.6	
BENEDICTINE	12/12/06	3	0	0	.000	0	0	.000	0	0	.000	0	0	0	0.7	0	0	1	0	0	1	0	0.5	
LINCOLN	12/16/06	6	0	1	.000	0	1	.000	2	2	1.000	1	1	2	0.9	0	0	0	1	0	0	2	0.7	
vs Northwood Univ.	12/19/06	6	0	1	.000	0	0	.000	1	2	.500	0	0	0	0.8	0	0	0	0	0	0	1	0.8	
at Central Missouri	12/30/06	2	0	0	.000	0	0	.000	0	0	.000	0	2	2	0.9	0	0	0	0	0	0	0	0.7	
NORTHWEST MISSOURI	01/06/07	6	0	2	.000	0	0	.000	0	0	.000	0	0	0	0.8	0	0	0	1	0	0	0	0.6	
FORT HAYS STATE	01/10/07	9	1	3	.333	0	0	.000	0	0	.000	0	1	1	0.8	0	0	1	0	0	1	2	0.7	
SOUTHWEST BAPTIST	01/17/07	6	0	2	.000	0	1	.000	0	0	.000	2	1	3	1.0	0	2	0	0	0	0	0	0.7	
PITTSBURG STATE	01/20/07	2	1	1	1.000	1	1	1.000	0	0	.000	0	1	1	1.0	0	0	0	0	1	3	0.8		

## Career Highs

Points	7, vs Missouri Valley	1/1/06
Field Goals	3, vs Missouri Valley	1/1/06
Field Goal Attempts	6, vs Missouri Valley	1/1/06
Free Throws	4, vs CSU-Stanislaus	11/24/05
Free Throw Attempts	6, vs CSU-Stanislaus	11/24/05
Three-Point Field Goals	2, vs West Virginia Tech	11/25/05
Three-Point Attempts	2, three times	
Rebounds	3, vs Southwest Baptist	1/17/07
Assists	4, vs Central Okla.	11/18/05
Steals	1, vs Southwestern	12/4/06
Blocked Shots	1, six times	
Minutes Played	9, two times	

## Season Highs

Points	3, vs Pittsburg State	1/20/07
Field Goals	1, three times	
Field Goal Attempts	3, vs Fort Hays State	1/10/07
3-Point Field Goals	1, vs Pittsburg State	1/20/07
3-Point Attempts	1, four times	
Free Throws	2, vs Lincoln	12/16/06
Free Throw Attempts	2, two times	
Rebounds	3, vs Southwest Baptist	1/17/07
Assists	1, two times	
Steals	2, vs Southwest Baptist	1/17/07
Blocked Shots	1, two times	
Minutes Played	9, vs Fort Hays State	1/10/07

## Career Miscellaneous

Double Figure Scoring	0
Fr-0	So.-0
Double Figure Rebounding	0
Fr-0	So.-0
Games with 5+ Rebounds	0
Fr-0	So.-0
Games with 5+ Assists	0
Fr-0	So.-0
Double-Double Games	0
Fr-0	So.-0

## Wittman's Career Stats

YEAR	GP	GS	MIN	AVG	FG	FGA	PCT	3FG	3FGA	PCT	FT	FTA	PCT	OFF	DEF	TOT	AVG	PF	FO	A	TO	BLK	ST	PTS	AVG
2005-06	19	0	78	4.1	13	30	.433	5	10	.500	10	12	.833	2	12	14	0.7	9	0	14	8	3	0	41	2.2
2006-07	13	0	62	4.8	3	17	.176	1	6	.167	4	6	.667	5	8	13	1.0	0	0	6	3	2	4	11	0.8
TOTAL	32	0	140	4.4	16	47	.340	6	16	.375	14	18	.778	7	20	27	0.8	9	0	20	11	5	4	52	1.6

# #24 Karla Tailele

5-6 | Junior | Guard | Laie, Hawaii | Hutchinson CC | Kahuku HS



Opponent	Date	TOTAL			3-PTS			REBOUNDS																
		GS	Min	FG FGA	Pct	3FG FGA	Pct	FT	FTA	Pct	Off	Def	Tot	Avg	PF	FO	A	TO	Blk	Stl	Pts	Avg		
vs Southwestern Oklahoma	11/17/06	8	3	3	1.000	1	1	1.000	1	1	1.000	0	0	0	0.0	0	0	1	0	0	1	8	8.0	
SOUTHWESTERN (KAN.)	12/04/06	2	0	0	.000	0	0	.000	0	0	.000	0	0	0	0.0	2	0	0	0	0	0	0	4.0	
Totals		0	10	3	3	1.000	1	1	1.000	1	1	1.000	0	0	0	0.0	2	0	1	0	0	1	8	4.0

## Career Highs

Points	8, vs Southwestern Okla.	11/17/06
Field Goals	3, vs Southwestern Okla.	11/17/06
Field Goal Attempts	3, vs Southwestern Okla.	11/17/06
Free Throws	1, vs Southwestern Okla.	11/17/06
Free Throw Attempts	1, vs Southwestern Okla.	11/17/06
Three-Point Field Goals	1, vs Southwestern Okla.	11/17/06
Three-Point Attempts	1, vs Southwestern Okla.	11/17/06
Rebounds	-	
Assists	1, vs Southwestern Okla.	11/17/06
Steals	1, vs Southwestern Okla.	11/17/06
Blocked Shots	-	
Minutes Played	8, vs Southwestern Okla.	11/17/06

## Season Highs

Points	8, vs Southwestern Okla.	11/17/06
Field Goals	3, vs Southwestern Okla.	11/17/06
Field Goal Attempts	3, vs Southwestern Okla.	11/17/06
Free Throws	1, vs Southwestern Okla.	11/17/06
Free Throw Attempts	1, vs Southwestern Okla.	11/17/06
Three-Point Field Goals	1, vs Southwestern Okla.	11/17/06
Three-Point Attempts	1, vs Southwestern Okla.	11/17/06
Rebounds	-	
Assists	1, vs Southwestern Okla.	11/17/06
Steals	1, vs Southwestern Okla.	11/17/06
Blocked Shots	-	
Minutes Played	8, vs Southwestern Okla.	11/17/06

## Career Miscellaneous

Double Figure Scoring	0
Jr.-0	
Double Figure Rebounding	0
Jr.-0	
Games with 5+ Rebounds	0
Jr.-0	
Games with 5+ Assists	0
Jr.-0	
Double-Double Games	0
Jr.-0	

## Tailele's Career Stats


YEAR	GP	GS	MIN	AVG	FG	FGA	PCT	3FG	3FGA	PCT	FT	FTA	PCT	OFF	DEF	TOT	AVG	PF	FO	A	TO	BLK	ST	PTS	AVG
2006-07	2	0	10	5.0	3	3	1.000	1	1	1.000	1	1	1.000	0	0	0	0.0	2	0	1	0	0	1	8	4.0
TOTAL	2	0	10	5.0	3	3	1.000	1	1	1.000	1	1	1.000	0	0	0	0.0	2	0	1	0	0	1	8	4.0

1993, 2003, 2004, 2005, 2006 MIAA Champs • 2005 NCAA Champs



# #25 Megan Sullivan

6-1 | Senior | Forward | Spring Hill, Kan. | Spring Hill HS



Opponent	Date	GS	Min	TOTAL			3-PTS			FT	FTA	Pct	REBOUNDS				PF	FO	A	TO	Blk	Stl	Pts	Avg
				FG	FGA	Pct	3FG	FGA	Pct				Off	Def	Tot	Avg								
vs Southwestern Oklahoma	11/17/06	*	18	1	5	.200	0	0	.000	0	0	.000	1	2	3	3.0	3	0	1	0	2	2	2.0	
vs Cameron	11/18/06	*	12	4	7	.571	0	0	.000	0	0	.000	2	0	2	2.5	2	0	0	2	0	1	8	5.0
CAMERON	11/24/06	*	18	1	3	.333	0	0	.000	0	0	.000	1	1	2	2.3	1	0	1	1	0	2	4.0	
LYNN	11/25/06	*	18	4	10	.400	0	0	.000	2	2	1.000	2	3	5	3.0	0	0	0	2	0	3	10	5.5
SOUTHWESTERN (KAN.)	12/04/06	*	25	7	13	.538	0	0	.000	0	0	.000	2	4	6	3.6	0	0	2	2	0	2	14	7.2
MISSOURI WESTERN	12/09/06	*	17	1	5	.200	0	0	.000	0	2	.000	2	3	5	3.8	3	0	1	0	1	1	2	6.3
BENEDICTINE	12/12/06	*	19	4	6	.667	0	0	.000	1	3	.333	3	1	4	3.9	1	0	1	1	0	0	9	6.7
LINCOLN	12/16/06	*	20	3	6	.500	0	0	.000	0	0	.000	3	1	4	3.9	0	0	0	0	0	0	6	6.6
vs Northwood Univ.	12/19/06	*	13	2	4	.500	0	0	.000	0	2	.000	0	2	2	3.7	2	0	2	5	0	1	4	6.3
vs Glenville State College	12/20/06	*	19	5	8	.625	0	0	.000	1	2	.500	1	0	1	3.4	4	0	1	1	0	1	11	6.8
at Central Missouri	12/30/06	*	15	1	4	.250	0	0	.000	1	2	.500	1	4	5	3.5	0	0	1	0	0	0	3	6.5
EMPORIA STATE	01/03/07	*	23	2	5	.400	0	0	.000	0	0	.000	3	4	7	3.8	3	0	2	0	0	0	4	6.3
NORTHWEST MISSOURI	01/06/07	*	11	0	1	.000	0	0	.000	0	0	.000	0	1	1	3.6	4	0	1	1	0	0	5.8	
FORT HAYS STATE	01/10/07	*	10	3	4	.750	0	0	.000	1	1	1.000	2	0	2	3.5	0	0	1	1	0	1	7	5.9
at Truman	01/13/07	*	16	1	4	.250	0	0	.000	0	0	.000	0	1	1	3.2	1	0	2	3	0	0	2	5.6
SOUTHWEST BAPTIST	01/17/07	*	13	5	8	.625	0	0	.000	0	0	.000	1	0	1	3.2	4	0	3	2	0	0	10	5.9
PITTSBURG STATE	01/20/07	*	21	3	7	.429	0	0	.000	2	2	1.000	2	3	5	3.3	1	0	0	0	2	0	8	6.0
at Missouri Southern	01/24/07	*	21	3	8	.375	0	0	.000	0	0	.000	1	3	4	3.3	2	0	0	1	0	1	6	6.0
at Missouri Western	01/27/07	*	11	1	4	.250	0	0	.000	1	2	.500	0	1	1	3.2	1	0	0	2	0	0	3	5.8
MISSOURI SOUTHERN	02/01/07	*	26	0	3	.000	0	0	.000	0	0	.000	2	2	4	3.2	1	0	1	2	0	0	0	5.6
Totals			20	346	51	115	.443	0	0	.000	9	18	.500	29	36	65	3.3	33	0	20	27	3	151	5.6

## Sullivan's Career Stats

YEAR	GP	GS	MIN	AVG	FG	FGA	PCT	3FG	3FGA	PCT	FT	FTA	PCT	OFF	DEF	TOT	AVG	PF	FO	A	TO	BLK	ST	PTS	AVG
2003-04	22	0	174	7.9	21	53	.396	0	0	.000	8	18	.444	24	20	44	2.0	12	0	9	14	2	11	50	2.3
2004-05	37	0	483	13.1	65	147	.442	0	1	.000	19	41	.463	36	99	135	3.6	49	1	28	39	13	25	149	4.0
2005-06	27	27	629	23.3	106	203	.522	0	0	.000	41	65	.631	83	103	186	6.9	53	0	32	41	22	20	253	9.4
2006-07	20	20	346	17.3	51	115	.443	0	0	.000	9	18	.500	29	36	65	3.3	33	0	20	27	3	15	111	5.6
TOTAL	106	47	1632	15.4	243	518	.469	0	1	.000	77	142	.542	172	258	430	4.1	147	1	89	121	40	71	563	5.3

# #32 Brooke Ubelaker

5-11 | Senior | Forward | Osborne, Kan. | Osborne HS



Opponent	Date	GS	TOTAL			3-PTS			FT	FTA	Pct	REBOUNDS				PF	FO	A	TO	Blk	Stl	Pts	Avg		
			FG	FGA	Pct	3FG	FGA	Pct				Off	Def	Tot	Avg										
vs Southwestern Oklahoma	11/17/06	*	25	4	10	.400	4	10	.400	2	2	1.000	0	3	3	3.0	1	0	6	0	0	2	14	14.0	
vs Cameron	11/18/06	*	30	4	5	.800	2	2	1.000	1	1	1.000	1	6	7	5.0	3	0	4	1	0	0	11	14.3	
CAMERON	11/24/06	*	29	6	11	.545	4	6	.667	2	2	1.000	1	4	5	5.0	0	0	4	1	0	0	18	14.3	
LYNN	11/25/06	*	23	5	5	1.000	3	3	1.000	4	6	.667	2	5	7	5.5	0	0	0	2	0	0	17	15.0	
SOUTHWESTERN (KAN.)	12/04/06	*	30	3	12	.250	2	8	.250	2	2	1.000	2	5	7	5.8	1	0	4	2	1	2	10	14.0	
MISSOURI WESTERN	12/09/06	*	36	3	11	.273	0	3	.000	7	7	1.000	2	7	9	6.3	1	0	1	1	0	1	13	13.8	
BENEDICTINE	12/12/06	*	24	4	9	.444	1	3	.333	0	0	.000	1	2	3	5.9	0	0	3	1	0	0	9	13.1	
LINCOLN	12/16/06	*	26	7	15	.467	3	6	.500	1	1	1.000	4	7	11	6.5	2	0	1	0	0	0	18	13.8	
vs Northwood Univ.	12/19/06	*	27	8	14	.571	4	7	.571	3	4	.750	2	4	6	6.4	3	0	2	2	0	0	23	14.8	
vs Glenville State College	12/20/06	*	34	6	15	.400	3	7	.429	0	0	.000	5	2	7	6.5	0	0	0	4	1	1	15	14.8	
at Central Missouri	12/30/06	*	22	7	8	.875	3	4	.750	0	0	.000	4	2	6	6.5	3	0	0	2	0	1	17	15.0	
EMPORIA STATE	01/03/07	*	34	3	11	.273	2	8	.250	4	5	.800	0	3	3	6.2	2	0	1	1	1	2	12	14.8	
NORTHWEST MISSOURI	01/06/07	*	30	7	11	.636	2	6	.333	2	2	1.000	1	4	5	6.1	0	0	4	2	0	1	18	15.0	
FORT HAYS STATE	01/10/07	*	21	4	5	.800	3	4	.750	2	2	1.000	0	6	6	6.1	3	0	1	1	0	0	13	14.9	
at Truman	01/13/07	*	29	6	10	.600	5	7	.714	0	0	.000	1	1	2	5.8	3	0	2	0	2	1	17	15.0	
SOUTHWEST BAPTIST	01/17/07	*	27	7	15	.467	4	11	.364	0	0	.000	0	1	1	5.5	0	0	2	0	1	1	18	15.2	
PITTSBURG STATE	01/20/07	*	32	7	13	.538	3	8	.375	4	5	.800	3	5	8	5.6	2	0	1	2	1	1	21	15.5	
at Missouri Southern	01/24/07	*	32	3	13	.231	3	11	.273	1	2	.500	0	4	4	5.6	3	0	3	4	0	2	10	15.2	
at Missouri Western	01/27/07	*	37	5	13	.385	1	9	.111	1	1	1.000	3	4	7	5.6	0	0	1	2	0	2	12	15.1	
MISSOURI SOUTHERN	02/01/07	*	31	5	9	.556	3	5	.600	3	3	1.000	0	1	1	5.4	1	0	2	1	0	3	16	15.1	
Totals			20	579	104	215	.484	55	128	.430	39	45	.867	32	76	108	5.4	28	0	42	28	7	20	302	15.1

## Ubelaker's Career Stats

YEAR	GP	GS	MIN	AVG	FG	FGA	PCT	3FG	3FGA	PCT	FT	FTA	PCT	OFF	DEF	TOT	AVG	PF	FO	A	TO	BLK	ST	PTS	AVG
2003-04	31	31	654	21.1	121	218	.555	22	50	.440	54	63	.857	61	107	168	5.4	45	1	24	50	7	28	318	10.3
2004-05	37	37	1010	27.3	185	347	.533	51	120	.425	55	77	.714	71	143	214	5.8	73	0	56	72	14	40	476	12.9
2005-06	33	33	962	29.2	197	401	.491	71	189	.376	82	102	.804	45	134	179	5.4	56	0	54	43	14	43	476	16.6
2006-07	20	20	579	29.0	104	215	.484	55	128	.430	39	45	.867	32	76	108	5.4	28	0	42	28	7	20	302	15.1
TOTAL	121	121	3205	26.5	607	1181	.514	199	487	.409	230	287	.801	209	460	669	5.5	202	1	176	193	42	131	1643	13.6

## Career Highs

Points	20, at Truman	12/30/05
Field Goals	9, vs Cameron	12/21/05
Field Goal Attempts	16, vs Cameron	12/21/05
Free Throws	6, vs Pittsburg State	1/18/06
Free Throw Attempts	6, three times	
Three-Point Field Goals	—	
Three-Point Attempts	1, at Northwest Missouri	2/16/05
Rebounds	14, vs Missouri Southern	2/4/06
Assists	4, two times	
Steals	5, vs Rockhurst	11/17/04
Blocked Shots	3, three times	
Minutes Played	39, vs Missouri Southern	2/4/06

## Season Highs

Points	14, vs Southwestern	12/4/06
Field Goals	7, vs Southwestern	12/04/06
Field Goal Attempts	13, vs Southwestern	12/4/06
3-Point Field Goals	-	
3-Point Attempts	-	
Free Throws	2, two times	
Free Throw Attempts	3, vs Benedictine	12/12/06
Rebounds	7, vs Emporia State	1/3/07
Assists	3, vs Southwest Baptist	1/17/07
Steals	3, vs Lynn	11/25/06
Blocked Shots	2, vs Pittsburg State	1/20/07
Minutes Played	26, vs Missouri Southern	2/1/07

## Career Miscellaneous

<b>Double Figure Scoring</b>		<b>19</b>	
Fr.-0	So.-4	Jr.-11	Sr.-4
<b>Double Figure Rebounding</b>		<b>5</b>	
Fr.-0	So.-1	Jr.-4	Sr.-0
<b>Games with 5+ Rebounds</b>		<b>45</b>	
Fr.-2	So.-14	Jr.-23	Sr.-6
<b>Games with 5+ Assists</b>		<b>0</b>	
Fr.-0	So.-0	Jr.-0	Sr.-0
<b>Double-Double Games</b>		<b>2</b>	
Fr.-0	So.-0	Jr.-2	Sr.-0



**5-10 | Freshman | Guard | Cheney, Kan. | Cheney HS**



Totals	0	18	0	1	.000	0	0	.000	2	2	1.000	2	4	6	1.2	1	0	1	1	0	0	2	0.4
--------	---	----	---	---	------	---	---	------	---	---	-------	---	---	---	-----	---	---	---	---	---	---	---	-----

Career Highs		
Points	2, vs Lynn	11/25/06
Field Goals	-	
Field Goal Attempts	1, vs Cameron	11/18/06
3-Point Field Goals	-	
3-Point Attempts	-	
Free Throws	2, vs Lynn	11/25/06
Free Throw Attempts	2, vs Lynn	11/25/06
Rebounds	3, vs Cameron	11/24/06
Assists	1, vs Lynn	11/25/06
Steals	-	
Blocked Shots	-	
Minutes Played	8, vs Lynn	11/25/06

## Season Highs

Points	2, vs Lynn	11/25/06
Field Goals	-	
Field Goal Attempts	1, vs Cameron	11/18/06
3-Point Field Goals	-	
3-Point Attempts	-	
Free Throws	2, vs Lynn	11/25/06
Free Throw Attempts	2, vs Lynn	11/25/06
Rebounds	3, vs Cameron	11/24/06
Assists	1, vs Lynn	11/25/06
Steals	-	
Blocked Shots	-	
Minutes Played	8, vs Lynn	11/25/06

## Career Miscellaneous

<b>Double Figure Scoring</b>	<b>0</b>
Fr-0	
<b>Double Figure Rebounding</b>	<b>0</b>
Fr-0	
<b>Games with 5+ Rebounds</b>	<b>0</b>
Fr-0	
<b>Games with 5+ Assists</b>	<b>0</b>
Fr-0	
<b>Double-Double Games</b>	<b>0</b>
Fr-0	

### Gregory's Career Stats

2006-07	5	0	18	3.6	0	1	.000	0	0	.000	2	2	1.000	2	4	6	1.2	1	0	1	1	0	0	2	0.4
TOTAL	5	0	18	3.6	0	1	.000	0	0	.000	2	2	1.000	2	4	6	1.2	1	0	1	1	0	0	2	0.4





## Exhibition Game 1

Washburn at Kansas

11/05/06 • at Allen Fieldhouse (Lawrence, Kan.)

Score by Periods	1st	2nd	Total	FB%	3FB%	FT%
Washburn	29	33	62	.375	.364	.783
Kansas	24	44	68	.429	.000	.714

VISITORS: Washburn (0-1 exhibition)

#	Player	tot-fg		3-pt		rebounds				fta	of	de	tot	pf	tp	a	to	blk	s	min
		fg	tfg	fga	tfga	fta	of	de												
04	Holmes, Amanda	f	0	6	0	1	2	2	0	2	2	3	2	1	4	1	1	22		
25	Sullivan, Megan	f	3	6	1	1	2	4	2	5	7	2	9	2	3	0	1	29		
32	Ubelaker, Brooke	f	3	10	1	6	0	0	2	2	3	7	4	4	0	2	37			
03	Keeley, Cindy	g	4	8	3	5	4	4	1	2	3	2	15	1	1	0	1	31		
10	Aebi, Jessica	g	4	7	2	4	1	1	0	1	4	11	5	2	0	1	34			
05	Hellen, K.G.	g	0	0	0	0	0	0	0	0	0	0	0	0	0	0	0	1		
11	Germano, Renata	0	1	0	0	0	1	0	2	2	3	0	0	0	2	0	0	7		
14	Taille, Karla	1	2	1	1	0	0	0	0	0	1	3	0	1	0	0	6			
15	Holmes, Nikki	0	2	0	1	0	0	0	1	1	2	0	1	1	0	1	7			
21	Stiger, Sequorhea	3	6	0	3	9	11	2	1	3	1	15	0	3	0	1	27			
TEAM						4		6		10		5								
Totals.....		18	48	8	22	18	23	9	22	31	21	62	14	26	1	8	200			

HOME TEAM: Kansas (1-0 exhibition)

#	Player	fg		3-pt		rebounds						fta	of	de	tot	pf	tp	a	to	blk	s	min									
		fg	tfg	fg	tfg	fta	of	de	tot	pf	tp																				
10	Boyd, Jamie	f	3	4	0	0	0	1	0	1	1	6	0	0	0	0	0	0	0	0	19										
13	McIntosh, Taylor	f	2	2	0	0	1	2	2	3	5	4	5	0	1	1	1	1	1	22											
20	Morris, Sade	f	2	3	0	0	0	1	0	1	1	4	0	3	0	2	0	2	16												
03	Catic, Ivana	g	0	0	0	0	0	0	0	0	0	0	0	3	0	0	0	0	9												
21	Mosley, Shaquinn	g	2	7	0	2	4	5	0	4	4	1	8	6	7	0	2	30													
00	Jacobs, LaChelda	4	16	0	1	2	2	0	3	3	3	10	2	2	0	4	0	22													
02	Kohn, Kelly	2	6	0	1	3	4	1	4	5	3	7	1	3	0	1	24														
04	McCray, Danielle	6	10	0	0	1	2	3	2	5	13	0	2	0	1	0	20														
11	Zinic, Marija	3	8	0	0	9	12	4	3	7	15	1	2	3	0	0	38														
TEAM						2		4																							
Totals.....		24		56		0		4		20		28		14		23		37		68		13		20		4		11		200	

Officials: Jeffrey Stromgren (R), Debbie Adams (U1), Ann Schroeder (2)

Technical fouls: Washburn-None. Kansas-None.

Attendance: 1689

Notes: WU No. 6 in Presason WBCA Division II Poll ... the Lady Blues led at the break 29-24 after shooting 42 percent from the field while holding the Jayhawks to 32 percent shooting. Washburn would push their lead to nine in the second half at the 16:49 mark, but Washburn let the lead slip away as they were held to 33 percent shooting in the second half while committing 13 turnovers that turned into 12 points for the Jayhawks and the 68-62 win ... senior Cindy Keeley and junior transfer Sequorhea Stiger led the Lady Blues with 15 points. Senior Jessica Aebi scored 11.

## Exhibition Game 2

Washburn at Missouri-Kansas City

11/07/06 at Kansas City, Mo. (Municipal Auditorium)

Score by Periods	1st	2nd	Total	FB%	3FB%	FT%
Washburn	29	44	73	.381	.333	.600
Missouri-Kansas	26	44	70	.371	.200	.737

VISITORS: Washburn (1-1 exhibition)

#	Player	fg	fg	3-pt	rebounds	fta	of	de	tot	pf	a	to	blk	s	min						
04	Holmes, Amanda	f	3	9	1	5	8	4	6	10	3	12	1	0	0	26					
25	Sullivan, Megan	f	2	5	0	3	6	3	7	10	3	7	2	1	0	1	21				
32	Ubelaker, Brooke	f	4	12	4	7	2	2	2	4	3	14	2	1	0	4	31				
03	Keeley, Cindy	g	1	2	0	0	0	1	1	2	4	2	1	2	0	0	21				
10	Aebi, Jessica	g	1	4	0	3	6	0	0	3	3	1	8	4	0	3	27				
05	Hellen, K.G.	g	2	3	0	1	0	1	0	0	0	2	4	2	0	0	9				
11	Germano, Renata	g	1	5	0	0	1	6	2	4	6	1	3	0	1	2	11				
13	Mainz, Jessica	g	0	0	0	0	0	0	1	0	1	0	0	0	1	0	1				
14	Taille, Karla	g	0	2	0	2	0	0	0	1	1	0	0	1	2	1	8				
15	Holmes, Nikki	g	1	3	0	0	0	0	1	1	2	2	0	0	0	0	7				
20	Henrichs, Holly	g	0	0	0	0	0	0	0	0	0	1	0	0	0	0	4				
21	Stiger, Sequorhea	g	8	16	1	6	1	1	0	3	3	1	18	3	2	0	27				
23	Wittman, Steph.	g	1	2	1	1	0	0	0	1	1	3	0	1	0	2	6				
33	Gregory, Hope	g	0	0	0	0	0	0	0	0	0	0	0	0	0	0	1				
TEAM								2		2											
Totals				24		63		7		21		18		30		16		31		47	

HOME TEAM: Missouri-Kansas City (1-1 exhibition)

#	Player	tot-fg		3-pt		rebounds										fta	of	de	tot	pf	tp	a	to	blk	s	min
		fg	tga	fg	tga	fta	of	de	tot	pf	tp	a	to	blk	s											
55	Brown, Stephanie	f	4	9	0	0	3	5	6	4	10	3	11	0	3	0	0	23								
13	Klein, Alysa	c	4	6	0	0	3	3	0	5	5	2	11	1	4	1	0	0	18							
05	Ortega, Jowan	g	6	9	0	1	2	2	1	2	3	4	14	4	0	0	2	28								
20	Beer, Tobey	g	1	5	1	4	0	1	0	5	5	1	3	4	3	0	3	26								
33	Morris, Chazny	g	3	12	0	3	3	4	3	5	8	1	9	2	2	0	3	27								
03	Emerson, Myleka	2	5	1	1	0	0	0	1	1	2	5	0	0	0	0	9									
10	Radke, Sierra	0	1	0	0	0	0	0	1	1	1	0	1	2	0	0	4									
22	Fields, Lindsey	0	1	0	0	0	0	0	0	0	1	0	1	0	0	0	4									
24	Wimberly, Heather	0	2	0	0	0	0	0	1	1	3	0	0	0	0	0	11									
25	Waelen, Marta	1	2	0	0	1	2	1	0	1	3	3	0	1	0	0	9									
40	Mead, Leigh	0	7	0	5	0	0	0	1	1	1	0	1	0	0	0	12									
43	Picconi, Brittany	4	9	1	4	2	2	1	0	1	0	11	1	0	0	0	24									
44	Graham, Brittany	1	2	1	2	0	0	0	2	2	1	3	0	0	0	1	5									
TEAM		6 2 8																								
Totals.....		26	70	4	20	14	19	18	29	47	23	70	15	20	1	10	200									

Officials: Doug Knight, Harvey Randle, Ann Schroeder

Technical fouls: WU-None. UMKC-None.

Attendance: 200

Notes: WU leads from start to finish beating Kangaroos for 3rd straight season

## Exhibition Game 3

Washburn vs Icabod Golf Team

11/10/06 at Topeka, Kan./Lee Arena

Score by Periods	1st	2nd	Total	FB%	3PT%	FT%
WU Golfers	40	39	79	.405	.412	.800
Washburn	29	36	65	.400	.160	.813

VISITORS: Washburn Golf Team (1-0 exhibition)

#	Player	tot-fg		3-pt		rebounds					fta	of	de	tot	pf	tp	a	to	blk	s	min
		fg	tfg	fg	tfg	fta	of	de	tot												
10	Wempe,Sam	f	11	18	6	9	4	1	3	4	1	32	1	1	0	2	27				
91	Robbins,John	f	3	7	0	1	0	0	3	6	9	0	6	1	0	0	1	23			
01	Ewald,Matt	c	2	11	0	0	0	0	4	4	3	4	2	2	0	0	25				
04	Deutsch,Ryan	g	2	6	0	2	0	0	0	2	2	4	4	0	0	0	1	13			
13	Dunham,Taylor	g	4	9	0	1	2	2	1	4	5	0	10	3	0	3	21				
05	Fisher,Craig	0	1	0	0	0	0	0	1	1	0	0	1	1	0	0	14				
20	Hemmingway,S.	1	4	0	1	0	0	3	1	4	2	2	2	0	0	0	23				
22	Nelson,Jeremiah	0	3	0	0	0	0	2	0	2	1	0	1	2	0	2	13				
41	Hamilton,Doug	4	9	0	2	2	4	3	1	4	1	10	3	5	0	1	21				
42	Resner,Paul	5	11	1	1	0	0	3	4	7	0	11	0	2	0	1	20				
	TEAM								4	5											
	Totals.....	32	79	7	17	8	10	20	27	47	12	79	14	13	0	13	200				



## Game 4

Washburn vs Lynn

11/25/06 • at Topeka, Kan./Lee Arena

Score by Periods	1st	2nd	Total	FG%	3FG%	FT%
Lynn	18	22	40	.234	.059	.500
Washburn	48	42	90	.492	.500	.821

VISITORS: Lynn (3-1)

#	Player	tot-fg		3-pt		rebounds		fta	of	de	tot	pf	tp	a	to	blk	s	min
		fg	tga	fg	tga	fta	ftg											
04	Fripp,Rae	f	3	8	0	0	0	1	0	1	3	6	0	3	1	1	20	
11	Mahan,Sarah	f	6	17	0	2	1	3	2	2	4	13	1	2	1	1	31	
12	Armstrong,A.	f	2	9	1	4	0	0	5	2	7	4	5	0	1	0	0	28
10	Williams,Jade	g	1	9	0	4	2	2	0	3	3	0	4	0	4	0	3	24
23	Sykora,Lisa	g	0	4	0	3	1	2	0	2	2	0	1	5	2	0	1	28
03	Black,Vanessa		2	4	0	2	0	0	1	1	2	1	4	0	0	0	0	7
13	Roth,Liz		0	2	0	1	1	2	0	1	1	2	1	0	0	0	0	7
24	Adams,Shamonica	0	1	0	0	0	2	1	4	5	2	0	0	2	0	0	0	10
31	Perry,Krystal	0	2	0	0	0	2	0	1	1	0	0	0	0	0	0	0	17
32	Ahmed,Crystal	0	5	0	0	2	2	0	1	1	3	2	0	5	0	1	0	16
44	Eiland,Bailey	1	3	0	1	2	3	2	0	2	3	4	2	0	0	0	0	12
	TEAM										4	4	8					
	Totals.....		15	64	1	17	9	18	16	21	37	20	40	8	19	2	7	200

HOME TEAM: Washburn (4-0)

#	Player	tot-fg		3-pt		rebounds				fta	of	de	tot	pf	tp	a	to	blk	s	min
		fg	tfg	fga	ftg	fta	ftg	fta												
04	Holmes,Amanda	f	6	9	0	0	3	3	2	9	11	3	15	1	4	1	1	20		
25	Sullivan,Megan	f	4	10	0	0	2	2	3	5	0	10	0	2	0	3	0	18		
32	Ubelaker,Brooke	f	5	5	3	3	4	6	2	5	7	0	17	0	2	0	0	23		
03	Keeley,Cindy	g	2	3	2	3	2	2	0	5	5	2	8	3	0	0	0	23		
10	Aebi,Jessica	g	2	5	1	1	3	4	0	0	0	2	8	5	2	0	1	22		
05	Hellen,K.G.		2	5	0	1	1	2	1	2	3	4	5	0	1	0	3	14		
11	Germano,Renata	4	9	0	0	2	3	2	3	5	2	10	1	0	1	1	1	18		
13	Mainz,Jessica	2	4	0	0	4	4	4	4	1	8	3	0	0	0	0	0	17		
20	Henrichs,Holly	0	0	0	0	0	0	0	0	0	0	0	0	0	0	0	0	7		
21	Stiger,Corkey	3	10	1	5	0	0	1	2	3	3	7	4	1	0	4	22			
23	Wittman,Steph.	0	1	0	1	0	0	0	2	2	0	0	1	1	0	0	0	8		
33	Gregory,Hope	0	0	0	0	2	2	0	1	1	0	2	1	0	0	0	0	8		
	TEAM										2	2								
	Totals.....		30	61	7	14	23	28	10	38	48	17	90	19	13	2	13	200		

Officials: Ted Riesinger, Bart Tyson, Michael Oplotnik

Technical fouls: Lynn-None. Washburn-None.

Attendance: 2375

Notes: The Lady Blues fell behind early trailing 9-8 to Lynn, but weny on a 25 to 4 run over the final 7:27 of the first half, taking 48-18 lead into the break. Washburn would stretch the lead to as many as 54 points in the half. Brooke Ubelaker led all scorers as she recorded 13 of her 17 in the first half as she hit was a perfect 3-of-3 from the field (all 3-pointers) with four free throws - all in 14 minutes of action.

## Game 7

Washburn vs Benedictine

12/12/06 at Topeka, Kan./Lee Arena

Score by Periods	1st	2nd	Total	FG%	3FG%	FT%
Benedictine	29	36	65	.490	.400	.750
Washburn	42	39	81	.478	.357	.800

VISITORS: Benedictine (8-3)

#	Player		tot-fg	3-pt		rebounds												
			fg	tfg	fta	fta	of	de	tot	pf	tp	a	to	blk	s	min		
20	Edmonds,Court.	f	5	7	2	3	1	0	2	2	1	13	3	1	0	1	26	
35	Winder,Abby	f	5	8	0	0	3	3	0	3	0	13	1	3	0	1	25	
40	Stuhlsatz,Leah	c	4	7	1	1	0	0	1	4	5	9	0	0	0	0	19	
03	Keims,Carrie	g	1	4	0	2	2	1	2	3	1	4	1	0	0	2	20	
23	Reilly,Nicole	g	4	6	0	2	0	2	1	2	3	8	1	6	2	0	24	
04	Huff,Drew	0	1	0	1	0	0	0	0	0	0	1	0	0	0	5		
05	Kovac,Sydni	0	1	0	1	0	0	1	2	0	0	2	6	1	0	1	14	
12	Finazzo,Angeline	3	7	3	5	2	2	0	1	1	11	1	6	0	0	0	21	
21	Raplinger,Christina	1	2	0	0	0	0	1	1	1	2	1	1	0	0	0	10	
30	Morrison,Melinda	0	3	0	0	1	2	0	1	1	1	1	0	0	1	1	17	
33	Marsden,Amber	2	5	0	0	0	0	0	4	4	1	4	0	3	0	0	19	
	TEAM								1	4	5							
	Totals.....		25	51	6	15	9	12	5	25	30	12	65	11	26	4	6 200	

HOME TEAM: No. 5 Washburn (6-1)

#	Player	fg		3-pt		rebounds					fta	of	de	tot	pf	tp	a	to	blk	s	min
		fg	tfg	fga	ftg	fta	ftg	fta	ftg												
04	Holmes,Amanda	f	0	4	0	1	3	4	1	4	5	2	3	1	7	0	3	19			
25	Sullivan,Megan	f	4	6	0	0	1	3	3	1	4	1	9	1	1	0	0	19			
32	Ubelaker,Brooke	f	4	9	1	3	0	0	1	2	3	0	9	3	1	0	0	24			
03	Keeley,Cindy	g	3	9	1	4	0	0	1	1	2	7	1	0	1	0	1	22			
10	Aebi,Jessica	g	1	3	0	2	2	2	2	1	4	2	0	2	2	0	2	23			
05	Hellen,K.G.	g	3	7	0	0	0	0	0	0	3	6	1	1	0	1	17				
11	Germano,Renata	8	12	0	0	0	0	2	2	4	1	16	1	2	1	1	19				
13	Mainz,Jessica	0	0	0	0	0	1	1	2	0	4	0	1	6	1	0	16				
15	Holmes,Nikki	3	8	1	3	0	0	0	2	2	7	3	0	0	0	0	12				
20	Henrichs,Holly	0	1	0	0	0	0	1	1	0	0	0	1	0	0	0	5				
21	Stiger,Corkey	6	8	2	3	6	2	3	5	2	20	5	1	0	3	20					
23	Wittman,Stephanie	0	0	0	0	0	0	0	0	0	0	1	0	0	1	0	3				
	TEAM										1	2									
	Totals.....		32	67	5	14	12	15	11	20	31	14	81	23	14	2	18	200			

Officials: Phil Griffin, Jeff Stromgren, Melissa Ulsaker

Technical fouls: Benedictine-None. Washburn-None.

Attendance: 2250

Notes: Washburn would lead by as many as 16 points before taking a 42-29 lead into the break. In the second half, Washburn had their lead cut to six points at 44-38, but a 10-0 Lady Blue run over the next 1:37 pushed the lead back to 16 and the Ravens would not get closer than 11 the rest of the way. Corkey Stiger had a career high 20 points off the bench on 6 of 8 shooting from the field.

## Game 5

Washburn vs Southwestern College

12/04/06 at Topeka, Kan./Lee Arena

Score by Periods	1st	2nd	Total	FG%	3FG%	FT%
Southwestern (Kan.)	24	12	36	.269	.267	.667
Washburn	29	40	69	.403	.421	.538

VISITORS: Southwestern (Kan.) (6-2)

#	Player	tot-fg		3-pt		rebounds		fta	of	de	tot	pf	tp	a	to	blk	s	min
		fg	tga	fg	tga	fta	ftg											
15	Gandy,Cortney	f	2	7	0	0	0	0	1	4	5	2	4	0	2	2	1	26
22	Wilson,Jenna	f	0	2	0	0	0	2	1	4	5	4	0	0	3	0	0	19
05	Beal,Kara	g	5	14	3	7	0	0	0	0	0	3	13	2	4	0	0	29
23	Harvey,Haley	g	0	3	0	2	0	0	1	0	1	0	0	1	0	0	0	21
30	Jones,Whitney	g	1	3	0	0	0	0	0	0	0	2	2	3	0	0	0	21
10	Johnson,Brae	0	0	0	0	0	0	0	0	0	0	0	0	0	0	0	1	4
11	Greenberg,Melissa	1	6	1	3	2	2	1	3	4	1	5	0	2	0	0	0	18
12	Bunting,Shawnte	2	3	0	0	1	1	0	2	2	0	5	1	0	0	0	0	7
14	Colcasure,Kinsey	0	3	0	3	0	0	0	3	3	1	0	1	2	0	0	0	17
20	Larsen,Caylin	0	3	0	0	0	0	0	1	5	6	0	0	2	0	0	0	19
24	Jarnagin,Jordan	0	2	0	0	0	0	0	0	0	0	0	0	0	0	0	0	4
34	Baker,Whitney	3	6	0	0	1	1	0	1	1	7	0	1	1	1	1	1	15
	TEAM										2	4	6					
	Totals.....		14	52	4	15	4	6	7	26	33	14	36	5	19	3	3	200

HOME TEAM: No. 2 Washburn (5-0)

#	Player	tot-fg	
---	--------	--------	--





## Game 10

**Washburn vs Glenville State**  
**12/20/06 • at Honolulu, Hawaii (Kiluea District Gym)**

Score by Periods	1st	2nd	Total	FG%	3FG%	FT%
Glenville State	26	31	57	.400	.263	1.000
Washburn	33	36	69	.482	.231	.667

**VISITORS: No. 7 Glenville State College (6-2)**

#	Player	tot-fg		3-pt		rebounds		f	t	a	of	de	tot	pf	tp	a	to	blk	s	min
		fg	tga	fg	tga	ft	fta													
22	Rachel Redick	f	8	16	2	8	4	4	0	2	2	5	22	5	5	0	0	0	0	33
32	Casey Taylor	f	7	19	2	4	2	1	4	5	3	18	2	4	1	2	3	29		
40	Melanie Oliver	f	3	7	0	0	0	1	2	3	2	6	1	2	0	0	0	25		
14	Lauren Strong	g	0	3	0	2	2	2	1	3	0	2	2	2	0	2	22			
20	Karina Kendrick	g	2	4	0	1	0	0	3	3	6	4	0	1	1	0	25			
04	C. DiSabato	1	2	0	0	0	2	1	3	0	2	4	5	0	1	16				
10	Miranda Reed	0	1	0	1	0	0	0	0	0	0	0	0	0	0	0	2			
12	Mallory Menendez	0	0	0	0	0	0	0	0	0	0	0	0	0	0	0	4			
24	Christy Alltop	1	2	1	2	0	0	0	3	3	3	3	1	4	0	0	26			
30	Donita Adams	0	0	0	0	0	1	0	1	1	0	0	0	0	0	0	5			
42	Casey Heller	0	1	0	1	0	0	1	0	1	0	0	0	0	0	0	3			
	TEAM																			
	Totals.....		22	55	5	19	8	8	13	17	30	17	57	15	24	2	5	200		

**HOME TEAM: No. 5 Washburn (9-1)**

#	Player	tot-fg		3-pt		rebounds		f	t	a	of	de	tot	pf	tp	a	to	blk	s	min
		fg	tga	fg	tga	ft	fta													
04	Holmes,Amanda f	6	11	0	0	1	2	1	0	1	3	13	0	2	2	1	27			
25	Sullivan,Megan f	5	8	0	0	1	2	1	0	1	4	11	1	1	0	1	19			
32	Ubelaker,Brooke f	6	15	3	7	0	0	5	2	7	0	15	0	4	1	1	34			
03	Keeley,Cindy g	2	5	0	2	4	6	2	2	4	2	8	4	2	0	2	29			
10	Aebi,Jessica g	4	10	0	2	3	4	0	4	2	11	3	3	0	0	31				
05	Hellen,K.G.	1	1	0	0	0	0	0	0	0	2	0	0	0	0	2				
11	Germano,Renata	0	0	0	0	0	0	1	1	1	0	1	3	0	0	5				
13	Mainz,Jessica	0	0	0	0	1	2	0	4	2	1	1	0	0	0	17				
15	Holmes,Nikki	0	0	0	0	0	0	0	0	0	0	0	0	0	0	8				
21	Stiger,Corkey	3	6	0	2	2	2	3	5	0	8	7	2	0	3	28				
	TEAM																			
	Totals.....		27	56	3	13	12	18	23	33	14	69	17	17	3	8	200			

Officials: Mark Gines, Dan Morgan, Tom Hood

Technical fouls: Glenville State College-None. Washburn Univ-None.

Attendance: 139

Notes: The No. 5 Washburn Lady Blues picked up a 69-57 win over No. 7 Glenville State in their final game in the Hoop-N-Surf Classic in Hawaii. Washburn took the lead for good on a lay-up by Cindy Keeley at 25-24 before taking a seven-point margin in at halftime at 33-26. In the second half, Washburn opened on a 13-5 run building a 46-31 lead and stretching it out to a 17-point margin at 52-35 before Glenville State rallied to cut the lead back to 54-46 with 8:10 remaining. Washburn held the Lady Panthers to one field goal over the next six-plus minutes taking the 12-point win. Brooke Ubelaker led four Lady Blues in double figures with 15 points. Following the classic, Corkey Stiger was named to the All-Tournament team.

## Game 13

**Washburn vs Northwest Missouri State**  
**1/6/07 • at Topeka, Kan./Lee Arena**

Score by Periods	1st	2nd	Total	FG%	3FG%	FT%
Northwest Missouri	20	37	57	.321	.200	.690
Washburn	34	37	71	.433	.214	.583

**VISITORS: Northwest Missouri (9-4, 2-2 MIAA)**

#	Player	tot-fg		3-pt		rebounds		f	t	a	of	de	tot	pf	tp	a	to	blk	s	min
		fg	tga	fg	tga	ft	fta													
34	Williams,Lauren f	0	3	0	0	0	0	1	1	2	0	0	2	0	2	0	2	23		
50	Schumacher,M. c	2	9	0	0	4	4	2	3	5	2	8	1	1	0	1	0	28		
01	O'Grady,Katie g	2	8	0	3	1	1	1	1	1	5	1	1	0	0	25				
21	Brue,Meghan g	4	10	1	4	7	12	3	5	8	16	1	5	0	2	35				
22	Nelson,Kelli g	1	6	0	4	0	1	3	4	0	2	2	0	2	0	33				
03	Bayer,Lindsay	1	4	0	0	0	1	1	2	0	2	2	1	0	1	12				
23	Miller,April	1	1	0	0	0	0	1	1	2	2	1	0	0	0	13				
24	Uriell,Micaela	1	1	0	0	0	0	0	0	0	2	1	0	0	0	2				
30	Burton,Jessica	1	5	1	3	6	7	1	3	4	2	9	0	1	1	0	19			
44	Baker,Ashley	4	6	1	1	2	4	2	1	3	3	11	1	1	1	2	16			
	TEAM																			
	Totals.....		17	53	3	15	20	12	24	36	15	57	8	14	2	11	200			

**HOME TEAM: No. 3 Washburn (12-1, 3-1 MIAA)**

#	Player	tot-fg		3-pt		rebounds		f	t	a	of	de	tot	pf	tp	a	to	blk	s	min
		fg	tga	fg	tga	ft	fta													
04	Holmes,Amanda f	4	12	0	3	2	3	5	8	13	3	10	0	2	1	0	2	1	0	23
25	Sullivan,Megan f	0	1	0	0	0	0	1	1	4	0	1	1	0	1	0	1	0	0	10
32	Ubelaker,Brooke f	7	11	2	6	2	2	1	4	5	0	18	4	2	0	1	30			
03	Keeley,Cindy g	3	7	1	4	0	2	1	3	2	7	4	1	0	1	26				
10	Aebi,Jessica g	3	10	1	7	0	0	0	1	3	7	2	2	0	0	24				
11	Germano,Renata	2	3	0	3	4	1	2	3	7	1	1	2	0	17					
13	Mainz,Jessica	1	3	0	0	2	4	1	5	2	2	1	0	1	0	24				
15	Holmes,Nikki	3	7	0	3	0	1	1	4	5	3	6	3	2	1	14				
20	Henrichs,Holly	0	0	0	0	0	0	0	0	0	0	0	0	0	0	3				
21	Stiger,Corkey	6	11	2	5	0	0	3	3	6	1	14	1	3	1	0	28			
23	Wittman,Stephanie	0	2	0	0	0	0	0	0	0	0	0	0	1	0	0	6			
	TEAM																			
	Totals.....		29	67	6	28	7	12	18	27	45	21	71	17	15	6	2	200		

Officials: Randy Dillon, Mark Wallace, Robyn Wesbrook

Technical fouls: Northwest Missouri-None. Washburn-None.

Attendance: 2750

Notes: The No. 3 ranked Washburn Lady Blues breezed to a 71-57 win over Northwest Missouri in Lee Arena. The win for the Lady Blues was the 22nd straight over the Lady Bears in Lee Arena. The Lady Blues trailed at 2-0, but it was all Washburn as they jumped out to a 34-20 halftime lead. In the second half, the Lady Blues increased their lead to as many as 27 as they went on to get the win. Brooke Ubelaker led the Lady Blues with 18 points, with eight straight in the second half. Corkey Stiger scored 14 and Amanda Holmes recorded her sixth double double of the season and her second straight with 10 points and a career-high 13 rebounds.

## Game 11

**Washburn at Central Missouri**  
**12/30/06 • at Warrensburg, Mo. (UCM Multi)**

Score by Periods	1st	2nd	Total	FG%	3FG%	FT%
Washburn	29	37	66	.481	.238	.563
Central Missouri	26	18	44	.292	.294	.611

**VISITORS: No. 5 Washburn (10-1, 1-1 MIAA)**

#	Player	tot-fg		3-pt		rebounds												
		fg	tga	fg	tga	ft	fta	of	de	tot	pf	tp	a	to	blk	s	min	
04	Holmes,Amanda f	2	7	0	2	2	6	1	3	4	3	6	4	1	0	1	30	
25	Sullivan,Megan f	1	4	0	0	1	2	1	4	5	0	3	1	0	0	0	15	
32	Ubelaker,Brooke f	7	8	3	4	0	0	4	2	6	3	17	0	2	0	1	22	
03	Keeley,Cindy g	4	8	1	4	0	0	3	5	8	0	9	3	1	2	1	36	
10	Aebi,Jessica g	3	5	0	1	0	0	0	3	3	6	2	1	0	1	29		
11	Germano,Renata	0	0	0	0	0	0	0	1	1	0	0	0	0	0	0	0	
13	Mainz,Jessica	2	3	0	0	1	2	1	1	2	1	5	0	2	0	3	17	
15	Holmes,Nikki	2	6	1	4	0	0	0	1	1	5	0	4	0	0	0	18	
20	Henrichs,Holly	0	0	0	0	2	2	0	0	0	0	2	0	0	0	0	2	
21	Stiger,Corkey	5	13	0	6	3	4	1	3	4	2	13	3	0	2	2	26	
23	Wittman,Stephanie	0	0	0	0	0	0	0	2	2	0	0	0	0	0	0	2	
	TEAM								2	4	6							
	Totals.....	26	54	5	21	9	16	13	29	42	16	63	16	2	9	2	200	





## Game 16

### Washburn vs Southwest Baptist

01/07/07 • at Topeka, Kan./Lee Arena

Score by Periods	1st	2nd	Total	FB%	3FG%	FT%
Southwest Baptist	31	25	56	.386	.333	.667
Washburn	40	48	88	.507	.238	.722

VISITORS: Southwest Baptist (10-5, 2-4 MIAA)

#	Player	tot-fg		3-pt		rebounds					a	to	blk	s	min			
		f	fga	f	fga	ft	fta	of	de	tot						pf	tp	
34	Brito,Livia	f	5	10	2	3	0	0	1	3	4	2	12	1	5	0	1	21
40	Hanchey,Leslie	f	3	5	1	1	1	2	2	4	6	0	8	2	0	0	0	24
03	Bybee,Traci	g	2	4	0	2	1	2	0	2	2	0	5	0	3	0	1	22
15	Shewmaker,C.	g	1	2	0	0	0	0	0	0	0	2	1	1	0	0	18	
32	Graves,Rachel	g	1	7	1	4	0	0	2	3	5	0	3	1	4	0	2	25
04	Salscheider,K.	0	1	0	0	0	0	0	0	0	1	0	0	0	0	0	3	
20	Souza,Erika	3	10	1	5	3	4	1	2	3	1	10	5	4	0	1	22	
22	Creed,Courtney	0	1	0	0	0	0	0	0	0	0	0	1	2	0	1	11	
24	Wheeler,Amber	3	7	1	3	0	0	0	2	2	1	7	0	2	0	0	0	19
31	Reeves,Erica	3	3	0	0	1	1	0	0	0	0	0	7	0	1	1	2	17
54	Reinkemeyer,Kelly	1	7	0	0	0	0	3	0	3	4	2	0	3	1	0	1	18
TEAM																		
Totals.....		22	57	6	18	6	9	11	20	31	9	56	11	26	2	8	200	

HOME TEAM: No. 2 Washburn (15-1, 6-1 MIAA)

#	Player	fg	tfg	ft	fta	of	def	tot	pf	tp	a	to	blk	s	min			
04	Holmes,Amanda	f	4	8	0	1	8	12	2	5	7	2	16	1	3	1	24	
25	Sullivan,Megan	f	5	8	0	0	0	1	0	1	4	10	3	2	0	0	13	
32	Ubelaker,Brooke	f	7	15	4	11	0	0	1	1	0	18	2	0	1	1	27	
03	Keeley,Cindy	g	5	6	1	2	0	0	2	3	5	2	11	1	3	0	4	30
10	Aebi,Jessica	g	4	8	0	0	0	0	2	2	1	8	5	3	0	4	28	
11	Germano,Renata	2	2	0	0	5	6	1	2	3	0	9	0	1	0	1	0	10
13	Mainz,Jessica	4	6	0	0	0	0	2	2	4	1	8	5	2	0	3	21	
15	Holmes,Nikki	1	6	0	3	0	0	0	4	4	1	2	0	1	0	1	13	
20	Henrichs,Holly	0	0	0	0	0	0	0	0	0	1	0	0	0	0	0	4	
21	Stiger,Corky	3	8	0	3	0	0	4	4	8	0	6	1	0	5	24	6	
23	Wittman,Stephanie	0	2	0	1	0	0	2	1	3	0	0	2	0	0	0	6	
TEAM									1	2			1					
Totals.....		35	69	5	21	13	18	15	25	40	12	88	20	14	4	19	200	

Officials: Phil Griffin, Ralph Edwards, Harvey Randle

Technical fouls: Southwest Baptist-None. Washburn-None.

Attendance: 2150

Notes: The Lady Blues used a pair of big runs to start each half and forced 26 turnovers leading to 36 points in an 88-56 win over Southwest Baptist. Washburn opened the game on a 20-4 run over the first 7:52 of the game on 9-of-13 shooting from the field. Southwest Baptist cut into the lead and eventually cut in back to six at 31-25 with 3:08 remaining in the half. In the second half, Washburn started the half on a 37-10 run over the opening 11:46 of the half pushing the lead to 36 at 77-41. Ubelaker led the Lady Blues with 18 points, pacing four Washburn starters in double figures followed by Amanda Holmes with 16, Cindy Keeley with 11 and Megan Sullivan with 10.

## Game 19

### Washburn at Missouri Western

01/27/07 • at St. Joseph, Mo. - MWSU Fieldhouse

Score by Periods	1st	2nd	Total	FB%	3FG%	FT%
Washburn	25	22	47	.357	.125	.308
Missouri Western	24	25	49	.327	.150	.714

VISITORS: No. 3 Washburn (17-2, 8-2 MIAA)

#	Player	tot-fg		3-pt		rebounds				a	to	blk	s	min			
		fg	tfg	fga	fta	of	de	tot	tp								
04	Holmes,Amanda	f	7	12	1	4	2	6	2	1	3	5	17	1	2	2	30
25	Sullivan,Megan	f	1	4	0	0	1	2	0	1	1	1	3	0	2	0	11
32	Ubelaker,Brooke	f	5	13	1	9	1	1	3	4	7	0	12	1	2	0	37
03	Keeley,Cindy	g	1	7	1	4	0	2	2	7	9	1	3	3	1	0	35
10	Aebi,Jessica	g	1	3	0	1	0	0	2	2	1	2	1	3	0	1	38
11	Germano,Renata	0	0	0	0	0	0	0	0	0	0	0	0	0	1	0	2
13	Mainz,Jessica	2	2	0	0	0	2	2	5	7	1	4	3	4	0	2	19
15	Holmes,Nikki	1	2	0	1	0	0	0	0	0	0	2	0	1	0	1	3
21	Stiger,Corky	2	13	0	5	0	0	2	6	8	1	4	4	2	0	1	25
TEAM																	
Totals.....		20	56	3	24	4	13	12	29	41	10	47	13	18	2	9	200

HOME TEAM: No. 2 Missouri Western (20-0, 10-0 MIAA)

#	Player	tot-fg		3-pt		rebounds												
		f	g	f	g	f	t	a	of	de	tot	pf	tp	a	to	blk	s	min
31	Johnson,Jill	f	3	8	0	1	4	6	2	3	5	1	10	1	2	0	3	34
44	Petersen,Tera	f	3	8	1	5	0	0	0	3	3	0	7	0	1	0	0	31
11	Buzoka,Inga	c	5	16	0	1	4	4	2	3	5	3	14	0	1	1	2	30
13	Davis,Tiffany	g	1	5	0	3	0	0	0	8	4	2	8	5	0	4	38	
32	Javois,Yanique	g	2	8	0	4	0	0	1	4	5	1	4	2	0	0	1	33
20	Thomas,Amanda	0	1	0	1	0	0	0	0	1	1	0	0	1	0	1	8	
22	Woods,Chemia	0	0	0	0	0	0	0	0	0	0	1	0	0	0	1	0	2
23	Curry,Ashleigh	4	9	2	5	2	4	2	5	7	4	12	1	2	0	0	24	
TEAM		1 2 3																
Totals.....		18	55	3	20	10	14	8	29	37	14	49	13	13	1	11	200	

Officials: Rhonda Grayson, Richard Brewer, Heath Harms

Technical fouls: Washburn-None. Missouri Western-None.

Attendance: 3750

Notes: Amanda Holmes led the Lady Blues with 17 points but after nine lead changes in the second half the second-ranked Missouri Western Griffons defeated No. 3 Washburn 49-47 in a sold out MWSU Fieldhouse. Down by three with 13 seconds remaining, WU's Cindy Keeley missed a 3-pointer. The Lady Blues got the rebound and Megan Sullivan was fouled. The clock kept ticking after the whistle and was stopped with under a second remaining. After it was sorted out one second was put on the clock. Sullivan missed her first free throw and made the second, putting WU down by two. The Lady Blues tried to foul on the inbound pass but time ticked away for good and the Griffons held on. Ubelaker scored 12 points and Keeley led the Lady Blues with nine rebounds. Washburn shot 36 percent, their second lowest effort of the year.

## Game 17

### Washburn vs Pittsburg State

01/07/07 • at Topeka, Kan./Lee Arena

Score by Periods	1st	2nd	Total	FB%	3FG%	FT%
Pittsburg State	27	28	55	.333	.294	.667
Washburn	36	48	84	.500	.321	.733

VISITORS: Pittsburg State (7-9, 2-6 MIAA)

#	Player	tot-fg		3-pt		rebounds					a		to blk		s min	
		f	t	fg	tga	ft	fta	of	de	tot	pf	tp	a	to	blk	s min
14	Klein,Janelle	f	1	4	0	0	0	0	0	3	2	2	0	0	0	30
20	Gilbert,Candice	f	3	10	0	9	12	3	7	10	1	15	0	2	0	36
32	Poppe,Marissa	f	4	14	2	6	2	5	1	4	5	4	12	3	3	31
52	Patry,Tracy	c	1	4	0	1	1	2	1	3	4	3	0	2	1	30
13	Ninz,Anna	g	5	13	2	4	0	0	3	3	6	2	12	3	1	34
10	Hale,Chayla	0	0	0	0	0	0	0	0	0	0	1	0	0	0	1
23	Sloan,Emily	0	0	0	0	0	0	0	0	0	0	0	0	0	0	5
24	Pierce,Nikki	2	2	0	0	2	2	0	0	0	0	6	0	3	0	8
25	Hinkin,Katelyn	1	4	0	3	0	0	0	0	0	0	2	2	1	0	12
44	Curtis,Natasha	1	3	1	3	0	0	0	0	0	1	3	0	1	0	13
	TEAM									3	3	6		1		
	Totals.....	18	54	5	17	14	21	11	20	31	15	55	10	14	3	200