



2006-07 LADY BLUES BASKETBALL SCHEDULE

DATE	OPPONENT	TIME
Sun., Nov. 5	at Kansas (Exhibition)	L 62-68
Tues., Nov. 7	at Missouri-Kansas City (Exhibition)	W 73-70
Fri., Nov. 10	vs Ichabod Golf Team (Exhibition)	L 65-79
Emporia State/Candlewood Suites Classic • Emporia, Kan.		
Fri., Nov. 17	vs Southwestern Oklahoma	W 81-40
Sat., Nov. 18	vs Cameron	W 93-65
Premier Mortgage/WIBW Radio Holiday Classic • Topeka, Kan.		
Fri., Nov. 24	CAMERON	W 89-66
Sat., Nov. 25	LYNN	W 90-40
Mon., Dec. 4	SOUTHWESTERN COLLEGE	W 69-36
Sat., Dec. 9	No. 24 MISSOURI WESTERN*	L 68-76
Tues., Dec. 12	BENEDICTINE	W 81-65
Sat., Dec. 16	LINCOLN	W 81-29
Hoops and Surf Classic • Honolulu, Hawaii		
Tues., Dec. 19	vs Northwood (Mich.)	W 90-44
Wed., Dec. 20	vs No. 7 Glenville State	W 69-57
Sat., Dec. 30	at Central Missouri*	W 66-44
Wed., Jan. 3	No. 4 EMPORIA STATE* -- (KTWU)	W 69-62
Sat., Jan. 6	NORTHWEST MISSOURI*	W 71-57
Wed., Jan. 10	FORT HAYS STATE* -- (KTWU)	W 78-34
Sat., Jan. 13	at Truman*	W 83-58
Wed., Jan. 17	SOUTHWEST BAPTIST*	W 88-56
Sat., Jan. 20	PITTSBURG STATE* -- (KTWU)	W 84-55
Wed., Jan. 24	at Missouri Southern*	W 65-54
Sat., Jan. 27	at No. 2 Missouri Western*	L 47-49
Thurs., Feb. 1	MISSOURI SOUTHERN*	W 81-50
Sat., Feb. 3	at Pittsburg State*	W 73-56
Tues., Feb. 6	at Southwest Baptist*	W 76-56
Sat., Feb. 10	TRUMAN*	W 94-63
Wed., Feb. 14	at Northwest Missouri*	W 86-73
Sat., Feb. 17	at No. 9 Emporia State* -- (CSTV)	L 67-74
Wed., Feb. 21	at Fort Hays State*	W 68-48
Sat., Feb. 24	CENTRAL MISSOURI*	W 63-53
MIAA Postseason Tournament - Kansas City, Mo.		
Fri., March 2	vs Southwest Baptist	W 78-53
Sat., March 3	vs No. 11 Emporia State	W 73-61
Sun., March 4	vs No. 4 Missouri Western	W 71-70
NCAA South Central Regional Tournament - St. Joseph, Mo.		
Fri., March 9	vs Angelo State - Regional Quarters	W 74-54
Sat., March 10	vs West Texas A&M - Regional Semis	W 54-39
Mon., March 11	vs Texas A&M-Commerce - Regional Finals 7 p.m.	
Mar. 21, 22, 24	NCAA Elite Eight	TBA
Home Games, CAPS, BOLD, BLUE - Games played at Lee Arena		
* Denotes MIAA Game - Times CST unless listed otherwise		
Washburn Sports Information Office		
Sports Information Director	Gene Cassell	
WBB Contact	Cassell	
SID Office Phone	(785) 670-1791	
e-mail	gene.cassell@washburn.edu	
Athletics Web site	www.wusports.com	



Series Record: The teams have never met

Last Meeting: n/a

Last WU win: n/a

Last TAMU-C win: n/a

Worth noting: The Lady Blues are looking to go 3-0 against the Lone Star Conference this weekend at the NCAA South Central Regional Tournament.

Game 33 Matchup: Washburn (29-3) vs Texas A&M-Commerce (27-8)

Date: Monday, March 12, 2007

Time: 7 p.m.

Site: MWSU Fieldhouse (4,000)

Radio: Lady Blues games will be broadcast on AM 580 WIBW Mark Elliott and Bruce Steinbrock.

Online: <http://www.580wibw.com/audio/wibwam.asx>.

Live Stats: not available

Video Webstream: not available

Coaches: Washburn head coach Ron McHenry is 188-36 (.838) in his seventh season - McHenry has never faced Texas A&M-Commerce.

Texas A&M-Commerce head coach Denny Downing is 68-78 in his fifth year as the Lions head coach.

Rankings: The Lady Blues are ranked No. 5 in the WBCA ESPN/USA Today Division II Coaches Poll. Texas A&M-Commerce received votes in the last poll.

THE NO. 5 LADY BLUES SEARCHING FOR REGIONAL CHAMPIONSHIP AGAINST TEXAS A&M-COMMERCE . . .

The No. 5 ranked Washburn Lady Blues (29-3), will look to make their sixth NCAA Elite Eight appearance as they take on Texas A&M-Commerce (27-8) on Monday night in St. Joseph, Mo. The Lions knocked off the top seeded Missouri Western Griffons 73-72 at the buzzer. Washburn topped West Texas A&M 54-39 holding the Lady Buffs to 32 percent field goal shooting for the game. The Lady Blues, fresh off claiming their third straight and fifth overall MIAA Postseason Tournament Championship are making their sixth straight NCAA Postseason appearance under seventh-year head coach Ron McHenry.



Washburn Lady Blues Notes ^ Probable starter • Complete roster on page 8

#	Name	Pos	HT	Class	PPG	RPG	APG	Notes
3	^Cindy Keeley	G	5-9	Sr.	8.8	4.8	2.5	Moved into 20th on the all-time starts chart with 66
4	^Amanda Holmes	F	6-2	Jr.	11.6	7.4	1.4	Named to MIAA All-Tournament team after averaging 16.6 pts, 7.1 rbs
10	^Jessica Aebi	G	5-7	Sr.	8.1	2.5	3.5	Has made 7 of 14 3-point attempts in 5 NCAA postseason games
11	Renata Germano	C	6-2	So.	3.9	2.3	0.3	Has hit 18 of 23 FT's in the last five minutes of games this season (.765)
13	Jessica Mainz	G	5-9	So.	4.1	2.9	2.3	Career high 9 rebounds against Angelo State in NCAA first round game
15	Nikki Holmes	G	5-10	Sr.	3.8	2.0	0.5	Scored 10 points in MIAA quarterfinals against SBU
20	Holly Henrichs	G	5-5	Sr.	0.4	0.3	0.3	Has played in 78 games at Washburn
21	Corkey Stiger	G	5-9	Jr.	13.4	3.3	3.1	Named MIAA's MVP of the Tournament after scoring 55 pts in 3 games
23	Stephanie Wittman	G	5-10	So.	0.5	0.5	0.3	5 of 13 rebounds this season have been offensive
24	Karla Tailele	G	5-6	Jr.	4.0	0.0	0.5	Will redshirt this season with continuing knee problems
25	^Megan Sullivan	F	6-1	Sr.	5.5	3.6	1.4	Needs 10 rebounds to move into top 15 all-time in rebounding (491)
32	^Brooke Ubelaker	F	5-11	Sr.	15.0	5.3	2.0	9 pts will move atop all-time WU's all-time NCAA scoring chart (179)
33	Hope Gregory	G	5-10	Fr.	0.4	1.2	0.2	Will redshirt this season straining previous injury



Ron McHenry, 7th season

Since his appointment as head coach prior to the 2000-01 season, Ron McHenry has quickly returned the Washburn women's basketball program to national prominence.

In seven seasons on the Lady Blues bench, McHenry has won 83 percent of his games going 188-36 (.838) overall with four straight MIAA Championships and two straight MIAA Tournaments. During the 2005-06 season, Washburn continued its NCAA record 51-game winning streak into the regional finals, where Washburn fell in overtime. For his efforts, he named the MIAA Coach of the Year after leading the team to a perfect 16-0 season.

In 2004-05, McHenry was named MIAA Coach of the Year and Molten/Division II Bulletin National Coach of the Year after guiding Washburn to its first-ever NCAA Division II crown in any sport. He also led the Lady Blues to a third straight MIAA regular season title, an MIAA Tournament title and a South Central Regional title with a 35-2 record.

In his seven seasons McHenry has posted a 188-36 (.837) record overall and 98-26 (.790) record in the MIAA. He is third among active women's NCAA Division II Coaches in winning percentage.

The Lady Blues posted a 26-5 record and a second straight MIAA regular season crown in 2003-04. The Lady Blues also earned a berth to the NCAA Division II National Tournament for the third straight year.

In only his third season in 2002-03, McHenry guided the Lady Blues to a regular season MIAA title, a Sonic/MIAA Tournament championship and a berth to the Division II Elite Eight.

The Lady Blues tied for second most wins in team history at 30-4 and went to the Elite Eight for the third time in team history. For his efforts he was named District VI Coach of the Year.

In his second season McHenry engineered one of the best turnarounds in Division II, guiding Washburn to the South Central Regional and finishing with a 23-7 record.

He guided the Lady Blues to back-to-back 20 win seasons after finishing with a 13-14 record in 2000-01, which was also his first season as a head coach at the collegiate level.

McHenry was named the head coach on May 8, 2000.

He became only the fifth coach in the history of the women's basketball program at Washburn and the first new head coach since Patty Dick joined the Lady Blues as the head coach in the 1977-78 season.

Prior to his new appointment, McHenry spent the previous 11 seasons as a member of the men's basketball coaching staff under current coach Bob Chipman. While on the Washburn bench, he was a part of 243 wins. In addition to his basketball duties, McHenry was the men's golf coach for eight seasons.

McHenry has had a diverse coaching career. He began his career as a graduate assistant to Chipman during the 1984-85 season. He then went on to Perry High School in 1986 where he served as assistant boys coach.

McHenry quickly moved up the coaching ranks in 1988 when he assumed an assistant's position with the Topeka Sizzlers of the Continental Basketball Association.

McHenry eventually became the Sizzlers' interim head coach before joining the Washburn staff for the 1989-90 campaign. During his first year on the Washburn staff, McHenry was the department's academic advisor.

McHenry played for Washburn after stints at Coffeyville Community College and the University of Kansas. He started for the Ichabods during the 1983-84 season.

He graduated from Washburn with a bachelor's degree in communications and went on to earn a master's degree in sports administration from Wichita State University in 1987.

McHenry and his wife, Mischa, have three children, Danielle, Samantha and Ronnie.

McHenry Through the Years

Year	W/L	Postseason
2000-01	13-14	MIAA Tournament
2001-02	23-7	NCAA Tournament 1st Round
2002-03	30-4	NCAA Elite Eight
2003-04	26-5	NCAA Regional Semifinals
2004-05	35-2	NCAA National Champions
2005-06	32-1	NCAA Regional Finals
2006-07	29-3	
7 seasons	188-36 (.838)	

Probable Washburn Starters

Lady Blues (29-3)	HT	YR	Pos	Hometown	PPG	RPG
3 Cindy Keeley	5-9	Sr.	G	Great Bend, Kan.	8.8	4.9
10 Jessica Aebi	5-7	Sr.	G	Enid, Okla.	8.1	3.6 apg
32 Brooke Ubelaker	5-10	Sr.	F	Osborne, Kan.	15.0	5.2
25 Megan Sullivan	6-1	Sr.	F	Spring, Hill, Kan.	5.6	3.6
4 Amanda Holmes	6-2	Jr.	F	Topeka, Kan.	11.6	7.3

Probable Texas A&M-Commerce

Lions (27-8)	HT	YR	Pos	Hometown	PPG	RPG
30 Tradawn Short	6-0	Sr.	F	Compton, Calif.	8.1	3.8
24 Dominee Evans	6-0	Jr.	F	Fort Worth, Texas	7.4	5.5
4 Dawn Montgomery	5-9	Sr.	F	Irving, Texas	5.1	2.9
22 Britney Jordan	5-8	So.	G	Peoria, Ill.	18.2	4.4
25 Kanani Marshal	5-9	Sr.	G	Madison, Wisc.	18.1	4.5

McHenry vs Ranked Teams

Date	Rank	Opponent	Score	WU
2000-01 Season				
1/10/01	No. 3	vs Emporia State	L 42-65	
1/17/01	No. 24	vs Central Missouri	W 65-64	
1/20/01	No. 21	vs Missouri Western	L 43-86	
2/8/01	No. 3	at Emporia State	L 50-55	
2/17/01	No. 15	at Missouri Western	L 50-76	
2/27/01	No. 15	at Missouri Western*	L 52-64	
2001-02 Season				
11/24/01	No. 17	at Nebraska-Kearney	W 46-45	
1/2/02	No. 5	vs Missouri Western	L 67-69	
1/30/02	No. 2	at Missouri Western	L 64-72	
3/1/02	No. 1	vs Missouri Western*	L 51-54	
2002-03 Season				
1/29/03	No. 22	vs Missouri Western	L 56-60	5
2/19/03	No. 22	vs Emporia State	W 65-57	12
2/26/03	No. 24	at Missouri Western	W 70-55	11
3/15/03	No. 25	vs Emporia State@	W 66-60	8
3/17/03	No. 17	vs Drury!	W 87-71	8
3/26/03	No. 15	vs Northern Kentucky#	L 53-65	5
2003-04 Season				
1/7/04	No. 9	vs Emporia State	L(2ot) 76-78	5
2/18/04	No. 17	vs Northwest Missouri	W 66-57	13
2/28/04	No. 3	at Emporia State	W 51-50	13
3/6/04	No. 20	vs Northwest Missouri*	L 68-76	11
3/13/04	No. 2	vs Drury#	L 55-67	13
2004-05 Season				
12/11/04	No. 1	at Drury	W 64-53	4
12/29/04	No. 25	vs Missouri Western	W 77-66	1
1/5/05	No. 2	at Emporia State	L 60-67	1
2/23/05	No. 6	Emporia State	W 57-48	3
3/6/05	No. 7	vs Emporia State	W 63-41	3
3/12/05	No. 6	vs Angelo State@	W 76-67	3
3/14/05	No. 7	vs Emporia State!	W 63-51	3
3/23/05	No. 8	vs Charleston#	W 73-60	2
3/24/05	No. 18	vs Central Arkansas##	W 69-67	2
3/26/05	No. 3	vs Seattle Pacific###	W 70-53	2
2005-06 Season				
12/10/05	No. 19	Central Missouri	W 80-73	1
12/17/05	No. 2	Drury	W 89-66	1
12/20/05	No. 15	vs West Texas A&M	W 63-52	1
1/11/06	No. 3	at Emporia State	W 72-70	1
2/15/06	No. 5	Emporia State*	W 73-57	1
3/13/06	No. 8	vs Emporia State!	L 59-61 OT	1
2006-07 Season				
12/9/06	No. 24	Missouri Western	L 68-76	1
12/20/06	No. 7	vs Glenville State	W 69-57	5
1/3/07	No. 4	Emporia State	W 69-62	3
1/27/07	No. 2	at Missouri Western	L 47-49	3
2/17/07	No. 9	at Emporia State	L 67-74	3
3/3/07	No. 11	vs Emporia State*	W 73-61	6
3/4/07	No. 4	vs Missouri Western*	W 71-70	6
3/10/07	No. 10	vs West Texas A&M@	W 54-39	5

Lady Blues head coach Ron McHenry is ...

27-11 all-time against ranked teams

25-10 all-time when both teams are ranked

* - MIAA Tournament

@ - NCAA South Central Regional Semifinals

! - NCAA South Central Regional Finals

- NCAA National Quarterfinals

- NCAA National Semifinals

- NCAA National Championship Game

LADY BLUES ON RADIO ...

Lady Blues games will be broadcast on AM 580 WIBW with former Washburn quarterback Mark Elliott calling all the action with Bruce Steinbrock providing color commentary. The games will also be streamed live online at <http://www.580wibw.com/audio/wibwam.asx>.

THE COACHES ...

Washburn head coach Ron McHenry has posted a 188-36 (.838) record overall and 98-26 (.782) record in the MIAA with four consecutive MIAA regular season championships and the 2005 NCAA National Championship. He was named the Lady Blues head coach prior to the 2000-01 season. He is third among active women's NCAA Division II coaches in winning percentage and has the 10th most wins in MIAA history. McHenry was named the MIAA's Coach of

WBCA National Coaches Poll*Weekly Poll No. 14 - March 6, 2007*

	LW	Record	Points
1. Florida Gulf Coast University - 22	1	29-0	622
2. Glenville State College (W. Va.) - 1	2	30-2	587
3. University of North Dakota - 2	3	29-3	574
4. Delta State University (Miss.)	5	28-3	529
5. Washburn University (Kan.)	6	26-3	524
6. Missouri Western State	4	29-3	501
7. Southern Connecticut State University	7	28-2	471
8. Lewis University (Ill.)	9	27-3	447
9. Holy Family University (Penn.)	10	28-2	410
10. West Texas A&M University	8	28-4	395
11. California State University, Chico	13	22-4	355
12. University of California, San Diego	14	21-4	343
13. Emporia State University (Kan.)	11	22-7	313
14. Augustana College (S.D.)	12	25-6	278
15. Regis University (Colo.)	17	25-5	264
16. Clayton State University (Ga.)	18T	25-5	256
17. Grand Valley State University (Mich.)	15	21-7	199
18. Valdosta State University (Ga.)	16	22-6	178
19. North Carolina Central University	23	25-5	169
20. Metropolitan State College of Denver	21	24-6	112
21. Florida Institute of Technology	18T	23-6	106
22. University of South Dakota	22	23-7	96
23. Anderson University (S.C.)	25	23-7	71
24. American International College (Mass.)	20	21-7	59
25. Gannon University (Pa.)	NR	24-5	44

Others Receiving Votes: Wingate University (N.C.) - 40; Pfeiffer University (N.C.) - 26; University of New Haven (Conn.) - 24; Arkansas Tech University - 23; Bentley College (Mass.) - 20; Pace University (N.Y.) - 20; University of Tampa (Fla.) - 18; Northern Kentucky University - 17; Rollins College (Fla.) - 9; Drury University (Mo.) - 7; Texas A&M University-Commerce - 7; College of Saint Rose (N.Y.) - 4; University of Alaska, Anchorage - 3; Barton College (N.C.) - 2; Benedict College (S.C.) - 1; Elizabeth City State University (N.C.) - 1.

2006-07 NCAA Regional Poll

	Final regular season -- No. 4 -- 2/21/07	D2 Record	Region	LW
1 Missouri Western State	23-1	20-1	1	1
2 West Texas A&M	23-3	18-1	2	2
3 Washburn	20-3	17-3	3	3
4 Emporia State	15-6	13-4	4	4
5 Texas A&M-Commerce	17-6	15-5	5	5
6 Tarleton State	14-7	13-7	8	6
7 Angelo State	14-10	14-8	7	7
8 Northwest Missouri State	13-9	11-7	6	8
9 Central Oklahoma	12-8	12-7	10	9
10 Southeastern Oklahoma State	16-8	14-8	9	10

Lady Blues week by week in national poll

Preseason	6	5	—	3	10	—	4	15	—
1	—	2	6	—	2	11	—	3	16
2	—	1	7	—	2	12	—	6	
3	—	5	8	—	3	13	—	6	
4	—	5	9	—	5	14	—	5	

the Year in 2005 and in 2006 and the Division II Bulletin National Coach of the Year in 2005. (complete bio on page 2 of notes.)

Texas A&M-Commerce head coach Denny Downing is 68-78 in his fifth year at Texas A&M-Commerce. Downing came to A&M-Commerce in 2002, after serving one season as the head women's basketball coach at Collin County Community College. Taking over the CCCC program in September of 2001 near the start of the season, he directed the Lady Express to a record that made a two-win improvement from the previous season. The Collin County experience put him back into coaching after a few years of working in the financial field

LAST TIME OUT FOR THE LADY BLUES . . .**Lady Blues advance to 3rd straight NCAA Regional Final**

ST. JOSEPH, Mo. – The No. 5 Washburn Lady Blues advanced to the NCAA South Central Regional using stifling defense in a 54-39 win over the No. 11 ranked West Texas A&M Lady Buffs 54-39. The Lady Blues will play in their third straight regional final and fourth in the last five years on Monday night at 7 p.m. against Texas A&M-Commerce, who topped Missouri Western 73-72.

Washburn took a 24-17 lead into the break as Amanda Holmes scored seven points in the first half and Cindy Keeley scored six as the Lady Blues took the lead. Washburn trailed only once in the game at 6-5 with 14:53. Washburn would keep the lead between one and seven the rest of the half taking the seven point lead into the break.

In the second half, Washburn pushed the lead to 10 on their first possession as Jessica Aebi hit a three and followed that with another three on their next possession pushing the lead to 11 at 30-19. Washburn would go on to lead by 15 as Holmes hit a lay up at 34-19 and the Lady Buffs would not get closer than nine the rest of the way at 43-34 with 6:39 left as the Lady Blues held West Texas to two field goals over the final 5:39 of the game.

Amanda Holmes recorded her ninth double double of the season and the 10th of her career with 13 points and 11 rebounds. Brooke Ubelaker led the Washburn attack with 15 points just missing a double double with 9 rebounds.

Washburn held West Texas to 14 of 44 from the field, with Lady Buffs leading scorer Emily Brister hitting 8 of 13, for a 32 percent average.

The Lady Blues out rebounded the Lady Buffs 41 to 29 and only giving up four offensive rebounds to West Texas.

Series History with TAM-C – 0-0

the teams have never met

Schedule Legend

!NAIA District 10 Playoffs

^NAIA Bi-District Playoffs

*MIAA Postseason Tournament

#NCAA Tournament

##NCAA National Quarters

&NCAA National Semifinals

\$NCAA Championship Game

2006-07 MIAA Standings as of March 10

	MIAA			OVERALL		
	W	L	Pct.	W	L	Pct.
y- MWSU (6)	16	2	0.889	30	4	0.882
x- WU (5)	15	3	0.833	29	3	0.906
ESU (13)	14	4	0.778	22	8	0.733
NWMSU	10	8	0.556	18	12	0.600
SBU	7	11	0.389	15	13	0.536
MSSU	7	11	0.389	14	13	0.519
UCM	7	11	0.389	14	14	0.500
PSU	6	12	0.333	11	16	0.407
FHSU	5	13	0.278	14	13	0.519
TSU	3	15	0.167	8	19	0.296

WBCA/USA Today/ESPN Division II ranking in parenthesis

y=Clinched MIAA regular season title.

x=Won Sixth MIAA Postseason Tournament Championship
Seatings for MIAA Championship at left.

Past Results

Friday, March 9

Montana State-Billings 59 @ MWSU 80 Final, in NCAA Division II South Central Regional -- First Round, St. Joseph, Mo.

NWMSU 72 vs. West Texas A&M 87 Final, @ NCAA Division II South Central Regional -- First Round, St. Joseph, Mo.

WU 74 vs. Angelo (Texas) State 54 Final, @ NCAA Division II South Central Regional -- First Round, St. Joseph, Mo.

ESU 77 vs. Texas A&M-Commerce 81 Final, @ NCAA Division II South Central Regional -- First Round, St. Joseph, Mo.

Saturday, March 10

Texas A&M-Commerce 73 @ MWSU 72 Final, in NCAA Division II South Central Regional -- Semifinal, St. Joseph, Mo.

WU 54 vs. West Texas A&M 39 Final, @ NCAA Division II South Central Regional -- Semifinal, St. Joseph, Mo.

Upcoming Schedule

Saturday, March 10

Texas A&M-Commerce @ MWSU, in NCAA Division II South Central Regional -- Semifinal, St. Joseph, Mo.

WU vs. West Texas A&M, @ NCAA Division II South Central Regional -- Semifinal, St. Joseph, Mo.

Monday, March 12

WU vs. Texas A&M-Commerce, 7 p.m., @ NCAA Division II South Central Regional -- Championship, St. Joseph, Mo.

Wednesday, March 21

NCAA Division II Elite Eight -- Quarterfinals @ Kearney, Neb.,

Thursday, March 22

NCAA Division II Elite Eight -- Semifinals @ Kearney, Neb.,

POSTGAME NOTES FROM SATURDAY'S SECOND ROUND GAME . . .

* Washburn improved to 20-19 all-time in the NCAA Tournament and 3-3 all-time in NCAA games in St. Joseph.

* Washburn is 4-1 in second round NCAA Tournament games under head coach Ron McHenry.

* Brooke Ubelaker moved into third place on the all-time Lady Blues scoring chart with 1,822 career points.

* The Lady Blues improved to 8-2 all-time in NCAA Tournament games against teams from the Lone Star Conference and 4-1 all-time against West Texas A&M.

* The Lady Blues kept their opponent under 100 points for the 250th straight game.

WASHBURN/TEXAS A&M-COMMERCE SERIES NOTES . . .

Monday's meeting will be the first as the teams have never met.

ABOUT TEXAS A&M - COMMERCE . . .

Texas A&M-Commerce is 27-8 on the year and won the Lone Star Conference Tournament championship after winning the LSC-North Division regular season title. They are led by the duo of Kanani Marshal and Britney Jordan who average 18.1 and 18.2 points per game respectively. This is the first trip to the NCAA Tournament for the Lions.

LADY BLUES NOTES . . .

- 3 - Cindy Keeley - Moved into 20th on the all-time starts chart with 66
- 4 - Amanda Holmes - Named to MIAA All-Tournament team after averaging 16.6 pts, 7.1 rbs
- 10 - Jessica Aebi - Has made 7 of 14 3-point attempts in 5 NCAA postseason games
- 11 - Renata Germano - Has hit 18 of 23 FT's in the last five minutes of games this season (.765)
- 13 - Jessica Mainz - Career high 9 rebounds against Angelo State in NCAA first round game
- 15 - Nikki Holmes - Scored 10 points in MIAA quarterfinals against SBU
- 20 - Holly Henrichs - Has played in 78 games at Washburn
- 21 - Corkey Stiger - Named MIAA's MVP of the Tournament after scoring 55 pts in 3 games
- 23 - Stephanie Wittman - 5 of 13 rebounds this season have been offensive
- 24 - Karla Tailele - Will redshirt this season with continuing knee problems
- 25 - Megan Sullivan - Needs 10 rebounds to move into top 15 all-time in rebounding (491)
- 32 - Brooke Ubelaker - 9 pts will move atop all-time

MIAA Standings since 1989-90

	MIAA			OVERALL		
	W	L	Pct.	W	L	Pct.
WU	224	80	.738	415	132	.757
MWSU	208	96	.684	382	156	.709
ESU	182	90	.664	337	142	.705
UCM	193	111	.643	353	167	.685
PSU	169	135	.558	296	201	.598
SBU	148	156	.485	285	219	.566
MSSU	142	162	.465	270	231	.539
NWMSU	131	173	.429	247	248	.499
TSU	90	214	.299	191	288	.401
FHSU	5	13	.278	14	13	.519
No longer in the league						
SEMSU	28	4	.875	55	9	.859
UMR	88	182	.326	172	256	.402
UMSL	31	81	.277	74	116	.389
LU	10	152	.062	40	218	.155

MIAA teams in the NCAA Tourney

School	Appearances	Years
Central Missouri	15	1983, 84, 85, 86, 87, 88, 89, 90, 91, 93, 97, 98, 2000, 05, 06 Champions 1984
Mo. Western St.	11	1994, 95, 97, 98, 99, 2000, 01, 02, 03, 04, 06
Washburn	11	1991, 92, 93, 94, 95, 2002, 03, 04, 05, 06, 07 Champions 2005
Emporia State	10	1997, 98, 99, 2000, 01, 03, 04, 05, 06, 07
Pittsburg St.	5	1992, 93, 95, 97, 98
Southwest Baptist	5	1996, 98, 99, 2000, 01
Northwest Mo. St.	4	1984, 90, 2004, 07
Mo. Southern St.	3	1993, 94, 96
Truman	2	1982, 99

MIAA teams in the NCAA Tourney

Year	Teams	Schools
1982	1	TSU
1983	2	UCM, SEMO
1984	3	UCM, NWMSU, SEMO
1985	1	UCM
1986	2	UCM, SEMO
1987	2	UCM, SEMO
1988	2	UCM, SEMO
1989	2	UCM, SEMO
1990	2	UCM, SEMO
1991	3	UCM, SEMO, WU
1992	2	PSU, WU
1993	4	UCM, MSSU, PSU, WU
1994	3	MSSU, MWSU, WU
1995	3	MWSU, PSU, WU
1996	3	MSSU, SBU, UMR
1997	4	UCM, ESU, MWSU, PSU
1998	5	UCM, ESU, MWSU, PSU, SBU
1999	4	ESU, MWSU, SBU, TSU
2000	6	UCM, ESU, NWMSU, MWSU, SBU, UMSL
2001	3	ESU, MWSU, SBU
2002	2	MWSU, WU
2003	3	ESU, MWSU, WU
2004	4	ESU, NWMSU, MWSU, WU
2005	3	UCM, ESU, WU
2006	3	UCM, ESU, WU
2007	4	ESU, MWSU, NWMSU, WU

WU's all-time NCAA scoring chart (179)
33 - Hope Gregory - Will redshirt this season straining previous injury

LADY BLUES TIP-INS...

- Senior Brooke Ubelaker will make her 133rd start of her Washburn career and she has scored in double figures in 102 games. Her start against Emporia State broke the school record for starts with her 126 snapping Brenda Shaffer-Dahl's record of 125. She broke the MIAA record of 129 set by ESU's Emily Bloss (1997-2001) in the conference tournament semifinals.
- Senior Cindy Keeley has played in 133 games at Washburn career and is tied for 11th on the all-time 3-pointers made chart with 78 for her career.
- The Lady Blues bench has outscored their opponents bench this season 850-455.
- The Lady Blues have not allowed an opponent to shoot above 50 percent in a game in a streak of 71 contests - Angelo State was the last time to hit 50 percent of their shots in the first round of the NCAA Tournament in Springfield when they connected on 26 of 52 shots on March 12, 2005.
- The Lady Blues have not allowed an opponent to score 100 points in 250 straight games. The last foe to reach the century mark was on Jan. 27, 1999 when ESU scored 106 points in a 40-point win.
- The Lady Blues are 224-80 (.731) all-time in MIAA play.
- Washburn is 96-10 in games in Lee Arena under head coach Ron McHenry.
- Cindy Keeley moved into a tie for 18th in career blocks with 41. She also moved into a 12th on the all-time steals chart with 148.
- Four of the six Lady Blues seniors, including Holly Henrichs, Cindy Keeley, Megan Sullivan and Brooke Ubelaker have been with the program for four years and have accumulated a 122-11 overall record becoming the second straight Washburn senior class to average at least 30 wins a season.
- Brooke Ubelaker's 87 3-pointers made this season broke her record of 71 set last season.
- Brooke Ubelaker's 1,822 career points is 17 shy of moving into the top 10 on the MIAA's all-time scoring chart.
- With a win, the Lady Blues would secure their third straight 30-win season and their fourth under head coach Ron McHenry. It would also be the first time in school history it would have three straight 30-win seasons.

LADY BLUES IN LEE ARENA . . .

In their 23rd season in Lee Arena, the Lady Blues are 288-55 (.836) overall at home. The longest winning streak was 44 games from Dec. 1, 1990 to March 20, 1993.

The Lady Blues were 15-0 in Lee Arena in the 2004-05 season, out scoring opponents by a 78.2-49.9 average. The Lady Blues were 13-1 in Lee Arena in 2003-04, 16-1 in 2002-03 and 15-1 in 2001-02. The Lady Blues have won 30 straight regular season non-conference games in Lee Arena. The last defeat by a non-conference team in the regular season was to Missouri-St. Louis in a 59-51 setback on Dec. 30, 2000.

Washburn is 96-10 (.901) in home games under Ron McHenry.

LADY BLUES HISTORY . . .

Washburn is 669-319 (.678 in 988 games) in its 38th season of intercollegiate action. Entering this season, the Lady Blues were 24th in Division II winning percentage and 18th in Division II wins.

LADY BLUES IN THE NATIONAL POLL . . .

(March 6, 2007): The Washburn Lady Blues went from No. 6 to No. 5 in the USA Today/ESPN/WBCA Coaches Poll that was released today. The Lady Blues have been ranked in 76 straight weeks of the national poll dating back to the 2002-03 season. The Lady Blues have been ranked in the top 25 after being ranked in each poll the last four seasons, plus the last 15 of the 2002-03 season entering the poll on Dec. 11, 2002. Washburn spent the entire 2005-06 season as the No. 1 ranked team in the land before falling in the NCAA South Central Regional finals to Emporia State.

2007 WASHBURN POSTSEASON HONORS . . .**MIAA All-Conference Team**

Brooke Ubelaker - Unanimous First Team All-MIAA

Cindy Keeley - MIAA All-Defensive Team and

Defensive Most Valuable Player

Amanda Holmes - Second Team All-MIAA

Corkey Stiger - Second Team All-MIAA

MIAA All-Tournament Team

Corkey Stiger - Tournament Most Valuable Player

Amanda Holmes - All-Tournament Team

Daktronics All-Region Team

Brooke Ubelaker - First Team

Kodak Region 6 All-American Finalists

Brooke Ubelaker

Corkey Stiger

LADY BLUES TIP INS IN THE NCAA TOURNAMENT .

- The Lady Blues are 20-9 all-time in the NCAA Tournament.
- The Lady Blues have been to the NCAA Elite Eight five times - 1992, 1993, 1994, 2003, 2005.
- The Lady Blues are 3-3 all-time in the NCAA Tournament in games played in St. Joseph going 3-2 at the MWSU Fieldhouse and 0-1 at the St. Joseph Civic Center.
- Washburn is now 5-1 in their first round NCAA Tournament game under head coach Ron McHenry.
- Washburn is 4-1 in their second round NCAA Tournament games under head coach Ron McHenry.
- Washburn is 2-1 in their NCAA Regional Championship Tournament games under head coach Ron McHenry.
- Brooke Ubelaker holds the Lady Blues NCAA single-game record with 5 3-pointers made against Angelo State in the NCAA second round game with the Rambelles on 3/12/05 in Springfield, Mo.
- The 170 career points in 13 games scored by Ubelaker is the second most in Lady Blues' NCAA recordbook. She passed Shelley Foster who scored 149 points in 10 games against Angelo State and trails only Jennifer Harris who scored 178 in eight games.
- Cindy Keeley has played in 13 NCAA Tournament games, which ranks tied for third on the NCAA games played chart.
- The Lady Blues are 8-2 against teams from the Lone Star Conference in the NCAA Tournament. They are 4-1 against West Texas A&M, 0-1 against Southeastern Oklahoma, 1-0 against Abilene Christian, 2-0 against Angelo State and 1-0 against Midwestern State.

Numerical

3	Cindy Keeley	G	5-9	Sr.	Great Bend, Kan./Great Bend High School
4	Amanda Holmes	F	6-2	Jr.	Topeka, Kan./Texas Christian
10	Jessica Aebi	G	5-7	Sr.	Enid, Okla./Northeastern Oklahoma A&M
11	Renata Germano	C	6-2	So.	Rio de Janero, Brazil/Southeastern Illinois College
13	Jessica Mainz	G	5-9	So.	Topeka, Kan./Shawnee Heights High School
15	Nikki Holmes	G	5-10	Sr.	Arlington, Texas/Tyler Junior College
20	Holly Henrichs	G	5-5	Sr.	Dodge City, Kan./Dodge City High School
21	Corkey Stiger	G	5-9	Jr.	Hopkinsville, Ky./Trinity Valley Community College
23	Stephanie Wittman	G	5-10	So.	Salina, Kan./Sacred Heart High School
*24	Karla Tailele	G	5-6	Jr.	Laie, Hawaii/Hutchinson Community College
25	Megan Sullivan	F	6-1	Sr.	Spring Hill, Kan./Spring Hill High School
32	Brooke Ubelaker	F	5-11	Sr.	Osborne, Kan./Osborne High School
*33	Hope Gregory	G	5-10	Fr.	Cheney, Kan./Cheney High School

*-will receive medical redshirt this season

Alphabetical

10	Jessica Aebi	G	5-7	Sr.	Enid, Okla./Northeastern Oklahoma A&M
11	Renata Germano	C	6-2	So.	Rio de Janero, Brazil/Southeastern Illinois College
*33	Hope Gregory	G	5-10	Fr.	Cheney, Kan./Cheney High School
20	Holly Henrichs	G	5-5	Sr.	Dodge City, Kan./Dodge City High School
4	Amanda Holmes	F	6-2	Jr.	Topeka, Kan./Texas Christian
15	Nikki Holmes	G	5-10	Sr.	Arlington, Texas/Tyler Junior College
3	Cindy Keeley	G	5-9	Sr.	Great Bend, Kan./Great Bend High School
13	Jessica Mainz	G	5-9	So.	Topeka, Kan./Shawnee Heights High School
21	Corkey Stiger	G	5-9	Jr.	Hopkinsville, Ky./Trinity Valley Community College
25	Megan Sullivan	F	6-1	Sr.	Spring Hill, Kan./Spring Hill High School
*24	Karla Tailele	G	5-6	Jr.	Laie, Hawaii/Hutchinson Community College
32	Brooke Ubelaker	F	5-11	Sr.	Osborne, Kan./Osborne High School
23	Stephanie Wittman	G	5-10	So.	Salina, Kan./Sacred Heart High School

*-will receive medical redshirt this season

Head Coach: Ron McHenry (Washburn '84)

Washburn/career coaching record: 188-36 (.838)

Assistant Coaches: Dustin Odum and Toni Gross

Student Assistant Coaches: Carla Sintra, Lora Westling

Pronunciation Guide

10	Jessica Aebi	AB-ee
11	Renata Germano	Rah-NAH-ta GER-mah-no
13	Jessica Mainz	Maines
14	Karla Tailele	Tah-LAY-lay
21	Sequorhea Stiger	"Corkey" STY-ger
32	Brooke Ubelaker	YOU-bah-laker

By Class

Seniors (6)	Sophomores (3)
Jessica Aebi	Jessica Mainz
Holly Henrichs	Stephanie Wittman
Nikki Holmes	Renata Germano
Cindy Keeley	Freshman (1)
Megan Sullivan	Hope Gregory
Brooke Ubelaker	
Juniors (3)	
Amanda Holmes	
Sequorhea Stiger	
Karla Tailele	

Geographical Breakdown**United States**

Kansas (8)	Hawaii (1)
Holly Henrichs (Dodge City)	Karla Tailele (Laie)
Amanda Holmes (Topeka)	Kentucky (1)
Cindy Keeley (Great Bend)	Sequorhea Stiger (Hopkinsville)
Jessica Mainz (Topeka)	Oklahoma (1)
Megan Sullivan (Spring Hill)	Jessica Aebi (Enid)
Brooke Ubelaker (Osborne)	Texas (1)
Stephanie Wittman (Salina)	Nikki Holmes (Arlington)
Hope Gregory (Cheney)	

South America

Brazil (1)
Renata Germano (Rio de Janero)

2006-07 Season Statistics (29-3, 15-3 MIAA, 13-1 Home, 7-2 Away, 9-0 Neutral)

No.	Name	GP	GS	Min	Avg	FG	FGA	Pct.	3FG	3FGA	Pct.	FT	FTA	Pct.	Off.	Def.	Tot.	Avg.	PF	FO	A	TO	Blk.	Stl.	Pts.	Avg.
32	Ubelaker, Brooke	32	32	976	30.5	166	357	.465	87	218	.399	62	74	.838	54	115	169	5.3	47	0	63	43	9	41	481	15.0
21	Stiger, Corkey	32	0	793	24.8	166	366	.454	45	146	.308	53	65	.815	41	64	105	3.3	43	0	100	55	2	66	430	13.4
04	Holmes, Amanda	32	32	753	23.5	122	291	.419	9	30	.300	119	166	.717	76	161	237	7.4	89	3	44	74	45	36	372	11.6
03	Keeley, Cindy	32	32	902	28.2	102	215	.474	47	113	.416	31	41	.756	58	97	155	4.8	59	2	81	38	13	48	282	8.8
10	Aebi, Jessica	32	32	976	30.5	92	209	.440	36	85	.424	38	49	.776	5	75	80	2.5	59	0	112	61	12	36	258	8.1
25	Sullivan, Megan	32	32	572	17.9	79	177	.446	0	0	.000	19	32	.594	43	73	116	3.6	58	1	44	41	7	22	177	5.5
13	Mainz, Jessica	32	0	614	19.2	47	82	.573	2	3	.667	36	61	.590	33	61	94	2.9	42	0	75	28	5	38	132	4.1
24	x-Taille, Karla	2	0	10	5.0	3	3	1.000	1	1	1.000	1	1	1.000	0	0	0	0.0	2	0	1	0	0	1	8	4.0
11	Germano, Renata	27	0	245	9.1	37	76	.487	0	0	.000	32	48	.667	20	41	61	2.3	42	1	9	24	15	3	106	3.9
15	Holmes, Nikki	31	0	282	9.1	48	115	.417	13	46	.283	10	16	.625	10	51	61	2.0	31	0	14	27	6	16	119	3.8
05	x-Hellen, K.G.	9	0	97	10.8	16	34	.471	0	3	.000	1	2	.500	5	6	11	1.2	12	0	7	6	1	9	33	3.7
23	Wittman, Steph.	21	0	84	4.0	3	22	.136	1	6	.167	4	6	.667	5	8	13	0.6	5	0	6	7	2	4	11	0.5
33	x-Gregory, Hope	5	0	18	3.6	0	1	.000	0	0	.000	2	2	1.000	2	4	6	1.2	1	0	1	1	0	0	2	0.4
20	Henrichs, Holly	23	0	78	3.4	2	3	.667	1	1	1.000	4	5	.800	1	5	6	0.3	6	0	6	5	0	3	9	0.4
TM TEAM.....																		47	74	121	3.8	0	6			
Total.....				32		883	1951	.453	242	652	.371	412	568	.725	400	835	1235	38.6	496	7	563	416	117	323	2420	75.6
Opponents.....				32		612	1705	.359	147	479	.307	366	507	.722	305	720	1025	32.0	489	2	326	606	73	196	1737	54.3

2006-07 MIAA Game Statistics (15-3 overall - 8-1 Home, 7-2 Away)

No.	Name	GP	GS	Min	Avg	FG	FGA	Pct.	3FG	3FGA	Pct.	FT	FTA	Pct.	Off.	Def.	Tot.	Avg.	PF	FO	A	TO	Blk.	Stl.	Pts.	Avg.
32	Ubelaker, Brooke	18	18	561	31.2	98	213	.460	52	133	.391	36	42	.857	31	59	90	5.0	31	0	27	24	6	29	284	15.8
21	Stiger, Corkey	18	0	465	25.8	97	227	.427	20	78	.256	22	29	.759	29	43	72	4.0	23	0	59	38	2	43	236	13.1
04	Holmes, Amanda	18	18	430	23.9	63	153	.412	1	15	.067	81	116	.698	43	87	130	7.2	54	3	21	35	27	15	208	11.6
03	Keeley, Cindy	18	18	548	30.4	64	127	.504	26	63	.413	17	24	.708	33	60	93	5.2	32	1	46	25	11	27	171	9.5
10	Aebi, Jessica	18	18	587	32.6	56	129	.434	21	52	.404	19	24	.792	5	41	46	2.6	36	0	59	41	8	21	152	8.4
25	Sullivan, Megan	18	18	315	17.5	37	91	.407	0	0	.000	13	19	.684	24	45	69	3.8	39	1	28	22	7	9	87	4.8
13	Mainz, Jessica	18	0	370	20.6	29	56	.518	1	2	.500	22	36	.611	26	34	60	3.3	24	0	46	22	3	23	81	4.5
15	Holmes, Nikki	18	0	157	8.7	27	64	.422	3	20	.150	7	9	.778	4	29	33	1.8	18	0	6	17	3	10	64	3.6
11	Germano, Renata	15	0	103	6.9	9	20	.450	0	0	.000	15	22	.682	6	17	23	1.5	19	0	3	11	7	1	33	2.2
20	Henrichs, Holly	12	0	29	2.4	1	1	1.000	0	0	.000	4	5	.800	1	1	2	0.2	2	0	1	0	0	2	6	0.5
23	Wittman, Steph.	10	0	35	3.5	2	11	.182	1	2	.500	0	0	.000	2	5	7	0.7	2	0	3	3	0	2	5	0.5
TM TEAM.....																		26	43	69	3.8	0	4			
Total.....				18		483	1092	.442	125	365	.342	236	326	.724	230	464	694	38.6	280	5	299	242	74	182	1327	73.7
Opponents.....				18		351	952	.369	85	275	.309	231	317	.729	171	409	580	32.2	273	1	193	335	37	126	1018	56.6

2006-07 Home Game Statistics (12-1 overall, 8-1 MIAA)

No.	Name	GP	GS	Min	Avg	FG	FGA	Pct.	3FG	3FGA	Pct.	FT	FTA	Pct.	Off.	Def.	Tot.	Avg.	PF	FO	A	TO	Blk.	Stl.	Pts.	Avg.
32	Ubelaker, Brooke	14	14	408	29.1	74	153	.484	37	85	.435	37	41	.902	20	53	73	5.2	16	0	25	14	4	17	222	15.9
21	Stiger, Corkey	14	0	337	24.1	66	150	.440	21	61	.344	18	24	.750	23	28	51	3.6	15	0	45	27	1	33	171	12.2
04	Holmes, Amanda	14	14	299	21.4	44	103	.427	5	13	.385	50	68	.735	33	77	110	7.9	41	1	15	36	26	18	143	10.2
03	Keeley, Cindy	14	14	370	26.4	52	103	.505	21	54	.389	11	14	.786	28	49	77	5.5	28	1	28	15	4	22	136	9.7
10	Aebi, Jessica	14	14	406	29.0	41	98	.418	12	37	.324	23	25	.920	0	31	31	2.2	24	0	53	30	5	17	117	8.4
25	Sullivan, Megan	14	14	254	18.1	35	79	.443	0	0	.000	8	12	.667	24	28	52	3.7	26	1	16	16	3	12	78	5.6
15	Holmes, Nikki	13	0	137	10.5	30	68	.441	6	26	.231	6	9	.667	7	28	35	2.7	17	0	8	14	4	10	72	5.5
11	Germano, Renata	13	0	163	12.5	21	50	.420	0	0	.000	26	37	.703	13	24	37	2.8	24	1	5	10	10	3	68	5.2
13	Mainz, Jessica	14	0	260	18.6	22	41	.537	0	0	.000	20	25	.800	13	22	35	2.5	16	0	37	7	4	22	64	4.6
05	x-Hellen, K.G.	5	0	56	11.2	10	21	.476	0	1	.000	1	2	.500	4	4	8	1.6	8	0	2	3	0	6	21	4.2
23	Wittman, Steph.	11	0	52	4.7	3	15	.200	1	4	.250	3	4	.750	3	6	9	0.8	1	0	6	4	1	4	10	0.9
33	x-Gregory, Hope	3	0	13	4.3	0	0	.000	0	0	.000	2	2	1.000	1	4	5	1.7	1	0	1	0	0	0	2	0.7
20	Henrichs, Holly	12	0	43	3.6	0	1	.000	0	0	.000	2	3	.667	1	3	4	0.3	3	0	2	2	0	1	2	0.2
24	x-Taille, Karla	1	0	2	2.0	0	0	.000	0	0	.000	0	0	.000	0	0	0	0.0	2	0	0	0	0	0	0	0.0
TM TEAM.....																		16	20	36	2.6	0	1			
Total.....				14		398	882	.451	103	281	.367	207	266	.778	186	377	563	40.2	222	4	243	179	62	165	1106	79.0
Opponents.....				14		260	747	.348	61	207	.295	161	225	.716	132	308	440	31.4	220	1	122	287	31	90	742	53.0

2006-07 Away and Neutral Site Statistics (16-2, 7-2 MIAA, 7-2 Away, 9-0 Neutral)

No.	Name	GP	GS	Min	Avg	FG	FGA	Pct.	3FG	3FGA	Pct.	FT	FTA	Pct.	Off.	Def.	Tot.	Avg.	PF	FO	A	TO	Blk.	Stl.	Pts.	Avg.						
21	Stiger,Corkey	18	0	456	25.3	100	216	.463	24	85	.282	35	41	.854	18	36	54	3.0	28	0	55	28	1	33	259	14.4						
32	Ubelaker,Brooke	18	18	568	31.6	92	204	.451	50	133	.376	25	33	.758	34	62	96	5.3	31	0	38	29	5	24	259	14.4						
04	Holmes,Amanda	18	18	454	25.2	78	188	.415	4	17	.235	69	98	.704	43	84	127	7.1	48	2	29	38	19	18	229	12.7						
03	Keeley,Cindy	18	18	532	29.6	50	112	.446	26	59	.441	20	27	.741	30	48	78	4.3	31	1	53	23	9	26	146	8.1						
24	x-Tailele,Karla	1	0	8	8.0	3	3	1.000	1	1	1.000	1	1	1.000	0	0	0	0.0	0	0	1	0	0	1	8	8.0						
10	Aebi,Jessica	18	18	570	31.7	51	111	.459	24	48	.500	15	24	.625	5	44	49	2.7	35	0	59	31	7	19	141	7.8						
25	Sullivan,Megan	18	18	318	17.7	44	98	.449	0	0	.000	11	20	.550	19	45	64	3.6	32	0	28	25	4	10	99	5.5						
13	Mainz,Jessica	18	0	354	19.7	25	41	.610	2	3	.667	16	36	.444	20	39	59	3.3	26	0	38	21	1	16	68	3.8						
05	x-Hellen,K.G.	4	0	41	10.3	6	13	.462	0	2	.000	0	0	.000	1	2	3	0.8	4	0	5	3	1	3	12	3.0						
11	Germano,Renata	14	0	82	5.9	16	26	.615	0	0	.000	6	11	.545	7	17	24	1.7	18	0	4	14	5	0	38	2.7						
15	Holmes,Nikki	18	0	145	8.1	18	47	.383	7	20	.350	4	7	.571	3	23	26	1.4	14	0	6	13	2	6	47	2.6						
20	Henrichs,Holly	11	0	35	3.2	2	2	1.000	1	1	1.000	2	2	1.000	0	2	2	0.2	3	0	4	3	0	2	7	0.6						
23	Wittman,Steph.	10	0	32	3.2	0	7	.000	0	2	.000	1	2	.500	2	2	4	0.4	4	0	0	3	1	0	1	0.1						
33	x-Gregory,Hope	2	0	5	2.5	0	1	.000	0	0	.000	0	0	.000	1	0	1	0.5	0	0	0	1	0	0	0	0.0						
TM TEAM.....																		31	54	85	4.7	0										
Total.....		18					485	1069	.454	139	371	.375	205	302	.679	214	458	672	37.3	274	3	320	237	55	158	1314	73.0					
Opponents.....		18					352	958	.367	86	272	.316	205	282	.727	173	412	585	32.5	269	1	204	319	42	106	995	55.3					

2006-07 Season Results (29-3, 15-3 MIAA, 13-1 Home, 7-2 Away, 9-0 Neutral)

Date	Opponent	W/L	Score	Att.	High Points	High Rebounds
11/17/06	! vs Southwestern Oklahoma	W	81-40	751	(15)Keeley,Cindy	(6)Holmes,Amanda
11/18/06	! vs Cameron	W	93-65	823	(17)Stiger,Corkey	(10)Holmes,Amanda
11/24/06	@ CAMERON	W	89-66	2035	(18)Ubelaker,Brooke	(13)Keeley,Cindy
11/25/06	@ LYNN	W	90-40	2375	(17)Ubelaker,Brooke	(11)Holmes,Amanda
12/04/06	SOUTHWESTERN (KAN.)	W	69-36	1950	(14)Sullivan,Megan	(12)Holmes,Amanda
12/09/06	* No. 24 MISSOURI WESTERN	L	68-76	3050	(16)Holmes,Amanda	(10)Holmes,Amanda
12/12/06	BENEDICTINE	W	81-65	2250	(20)Stiger,Corkey	(5)Stiger,Corkey (5)Holmes,Amanda
12/16/06	LINCOLN	W	81-29	1850	(18)Ubelaker,Brooke	(11)Ubelaker,Brooke
12/19/06	# vs Northwood Univ.	W	90-44	50	(23)Ubelaker,Brooke	(8)Germano,Renata
12/20/06	# vs No. 7 Glenville State College	W	69-57	139	(15)Ubelaker,Brooke	(7)Ubelaker,Brooke
12/30/06	* at Central Missouri	W	66-44	1600	(17)Ubelaker,Brooke	(8)Keeley,Cindy
01/03/07	* No. 4 EMPORIA STATE	W	69-62	3875	(16)Holmes,Amanda	(12)Holmes,Amanda
01/06/07	* NORTHWEST MISSOURI	W	71-57	2750	(18)Ubelaker,Brooke	(13)Holmes,Amanda
01/10/07	* FORT HAYS STATE	W	78-34	2400	(16)Holmes,Amanda	(8)Keeley,Cindy
01/13/07	* at Truman	W	83-58	343	(19)Holmes,Amanda	(12)Holmes,Amanda
01/17/07	* SOUTHWEST BAPTIST	W	88-56	2150	(18)Ubelaker,Brooke	(8)Stiger,Corkey
01/20/07	* PITTSBURG STATE	W	84-55	1975	(21)Ubelaker,Brooke	(8)Ubelaker,Brooke
01/24/07	* at Missouri Southern	W	65-54	730	(13)Holmes,Amanda	(9)Holmes,Amanda
01/27/07	* at No. 2 Missouri Western	L	47-49	3750	(17)Holmes,Amanda	(9)Keeley,Cindy
02/01/07	* MISSOURI SOUTHERN	W	81-50	2800	(19)Keeley,Cindy	(7)Holmes,Amanda
02/03/07	* at Pittsburg State	W	73-56	747	(25)Stiger,Corkey	(9)Holmes,Amanda
02/06/07	* at Southwest Baptist	W	76-56	644	(24)Stiger,Corkey	(8)Keeley,Cindy (8)Sullivan,Megan
02/10/07	* TRUMAN	W	94-63	2600	(19)Ubelaker,Brooke (19)Stiger,Corkey	(12)Keeley,Cindy
02/14/07	* at Northwest Missouri	W	86-73	861	(22)Ubelaker,Brooke	(6)Ubelaker,Brooke (6)Sullivan,Megan (6>Mainz,Jessica
02/17/07	* at No. 9 Emporia State	L	67-74	4642	(16)Ubelaker,Brooke (16)Keeley,Cindy	(6)Ubelaker,Brooke (6)Stiger,Corkey
02/21/07	* at Fort Hays State	W	68-48	1905	(15)Holmes,Amanda	(11)Holmes,Amanda
02/24/07	* CENTRAL MISSOURI	W	63-53	3815	(20)Ubelaker,Brooke	(5)Holmes,Amanda
03/02/07	\$ vs Southwest Baptist	W	78-53	1363	(19)Stiger,Corkey	(13)Holmes,Amanda
03/03/07	\$ vs No. 11 Emporia State	W	73-61	2051	(22)Holmes,Amanda	(6)Holmes,Amanda (6)Sullivan,Megan (6)Ubelaker,Brooke
03/04/07	\$ vs No. 4 Missouri Western	W	71-70	2173	(19)Holmes,Amanda	(9)Holmes,Amanda
03/09/07	% vs Angelo State University	W	74-54	784	(16)Ubelaker,Brooke	(9)Mainz,Jessica
03/10/07	% vs No. 10 West Texas A&M	W	54-39	1731	(15)Ubelaker,Brooke	(11)Holmes,Amanda

! = Candlewood Suites/ESU Classic - Emporia, Kan.

@ = Premier Mortgage/AM 580 WIBW Radio Holiday Classic - Topeka, Kan.

= Hoop-N-Surf Classic - Honolulu, Hawaii

* = MIAA game

\$ = MIAA Postseason Tournament - Kansas City, Mo.

% = NCAA South Central Tournament - St. Joseph, Mo.

Washburn Points/Rebounds/Assists in 2006-07

Opponent	Date	Score	WL	03 KEELEY	04 HOLMES.A	05 HELLEN	10 AEBI	11 GERMANO	13 MAINZ	15 HOLMES,N.	20 HENRICH	21 STIGER
vs Southwestern Oklahoma	11/17/06	81-40	W	15-4-2	9-6-1	4-1-0	8-2-6	3-2-1	0-1-5	2-3-0	3-0-0	13-0-1
vs Cameron	11/18/06	93-65	W	3-3-5	14-10-2	4-0-2	14-1-4	10-5-0	3-1-1	9-2-1	0-0-1	17-4-4
CAMERON	11/24/06	89-66	W	11-13-2	0-5-0	8-2-1	15-2-6	7-4-1	5-1-0	6-4-1	0-0-0	16-0-3
LYNN	11/25/06	90-40	W	8-5-3	15-11-1	5-3-0	8-0-5	10-5-1	8-4-3	DNP	0-0-0	7-3-4
SOUTHWESTERN (KAN.)	12/04/06	69-36	W	5-5-0	13-12-2	2-2-0	6-2-4	2-5-0	4-2-2	2-3-0	0-0-0	9-1-1
MISSOURI WESTERN	12/09/06	68-76	L	9-7-0	16-10-0	DNP	6-3-1	2-1-0	4-1-0	2-0-0	DNP	14-3-8
BENEDICTINE	12/12/06	81-65	W	7-1-1	3-5-1	6-0-1	4-2-2	16-4-1	0-2-4	7-2-3	0-1-0	20-5-5
LINCOLN	12/16/06	81-29	W	12-6-5	11-4-5	0-1-0	0-2-6	6-3-0	4-1-4	11-4-1	0-1-2	11-1-1
vs Northwood Univ.	12/19/06	90-44	W	8-3-4	10-7-1	2-2-3	5-1-2	9-8-1	2-3-3	5-3-1	0-2-1	21-3-2
vs Glenville State College	12/20/06	69-57	W	8-4-4	13-1-0	2-0-0	11-4-3	0-1-1	1-4-1	0-0-0	DNP	8-5-7
at Central Missouri	12/30/06	66-44	W	9-8-3	6-4-4	DNP	6-3-2	0-1-0	5-2-0	5-1-0	2-0-0	13-4-3
EMPORIA STATE	01/03/07	69-62	W	7-0-1	16-12-1	DNP	10-3-3	DNP	4-2-0	8-1-0	DNP	8-6-6
NORTHWEST MISSOURI	01/06/07	71-57	W	7-3-4	10-13-0	DNP	7-1-2	7-3-1	2-5-1	6-5-3	0-0-0	14-6-1
FORT HAYS STATE	01/10/07	78-34	W	15-8-2	16-5-1	DNP	4-1-6	3-5-0	5-3-0	6-5-0	0-0-0	7-7-2
at Truman	01/13/07	83-58	W	7-0-2	19-12-0	DNP	9-3-3	2-3-0	5-5-4	4-4-1	2-0-1	16-3-4
SOUTHWEST BAPTIST	01/17/07	88-56	W	11-5-1	16-7-1	DNP	8-2-5	9-3-0	8-4-5	2-4-0	0-0-0	6-8-1
PITTSBURG STATE	01/20/07	84-55	W	11-2-2	5-6-0	DNP	10-3-4	0-1-1	4-4-7	7-3-0	2-1-0	13-5-2
at Missouri Southern	01/24/07	65-54	W	9-3-4	13-9-3	DNP	9-1-3	DNP	6-3-4	0-0-0	DNP	12-1-1
at Missouri Western	01/27/07	47-49	L	3-9-3	17-3-1	DNP	2-2-1	0-0-0	4-7-3	2-0-0	DNP	4-8-4
MISSOURI SOUTHERN	02/01/07	81-50	W	19-6-0	9-7-1	DNP	11-3-4	0-0-0	6-5-7	2-1-0	0-0-0	18-2-4
at Pittsburg State	02/03/07	73-56	W	8-7-4	19-9-2	DNP	6-0-7	0-0-0	2-5-4	0-0-0	0-0-0	25-2-1
at Southwest Baptist	02/06/07	76-56	W	7-8-3	8-4-1	DNP	0-1-3	4-2-1	5-3-1	0-5-2	0-0-0	24-2-2
TRUMAN	02/10/07	94-63	W	12-12-4	11-8-2	DNP	12-3-4	0-2-0	8-1-3	11-3-0	0-1-0	19-3-4
at Northwest Missouri	02/14/07	86-73	W	5-4-8	4-3-1	DNP	16-5-2	DNP	4-6-2	5-0-0	DNP	18-4-5
at Emporia State	02/17/07	67-74	L	16-5-2	6-2-2	DNP	9-2-3	0-0-0	3-2-0	0-0-0	DNP	9-6-4
at Fort Hays State	02/21/07	68-48	W	14-2-0	15-11-1	DNP	11-6-5	0-1-0	4-2-4	2-1-0	0-0-0	7-1-4
CENTRAL MISSOURI	02/24/07	63-53	W	2-4-3	2-5-0	DNP	16-4-1	6-1-0	2-0-1	2-0-0	0-0-0	9-1-3
vs Southwest Baptist	03/02/07	78-53	W	13-6-1	9-13-0	DNP	5-3-4	6-1-0	6-0-1	10-3-1	0-0-1	19-3-5
vs Emporia State	03/03/07	73-61	W	0-1-0	22-6-3	DNP	8-2-3	DNP	7-4-2	0-0-0	DNP	21-3-2
vs Missouri Western	03/04/07	71-70	W	6-4-4	19-9-2	DNP	10-7-3	DNP	5-2-0	0-0-0	DNP	15-0-3
vs Angelo State	03/09/07	74-54	W	6-5-2	13-7-1	DNP	4-2-5	4-0-0	6-9-1	3-3-0	0-0-0	12-3-1
vs West Texas A&M	03/10/07	54-39	W	9-2-2	13-11-4	DNP	8-4-0	0-0-0	0-0-2	0-1-0	0-0-0	5-2-2

Opponent	Date	Score	WL	23 WITTMAN	24 TAILEE	25 SULLIVAN	32 UBELAKER	33 GREGORY
vs Southwestern Oklahoma	11/17/06	81-40	W	0-2-0	8-0-1	2-3-1	14-3-6	0-0-0
vs Cameron	11/18/06	93-65	W	0-0-0	DNP	8-2-0	11-7-4	0-1-0
CAMERON	11/24/06	89-66	W	1-0-1	DNP	2-2-1	18-5-4	0-3-0
LYNN	11/25/06	90-40	W	0-2-1	DNP	10-5-0	17-7-0	2-1-1
SOUTHWESTERN (KAN.)	12/04/06	69-36	W	2-0-0	0-0-0	14-6-2	10-7-4	0-1-0
MISSOURI WESTERN	12/09/06	68-76	L	DNP	DNP	2-5-1	13-9-1	DNP
BENEDICTINE	12/12/06	81-65	W	0-0-1	DNP	9-4-1	9-3-3	DNP
LINCOLN	12/16/06	81-29	W	2-2-0	DNP	6-4-0	18-11-1	DNP
vs Northwood Univ.	12/19/06	90-44	W	1-0-0	DNP	4-2-2	23-6-2	DNP
vs Glenville State College	12/20/06	69-57	W	DNP	DNP	11-1-1	15-7-0	DNP
at Central Missouri	12/30/06	66-44	W	0-2-0	DNP	3-5-1	17-6-0	DNP
EMPORIA STATE	01/03/07	69-62	W	DNP	DNP	4-7-2	12-3-1	DNP
NORTHWEST MISSOURI	01/06/07	71-57	W	0-0-0	DNP	0-1-1	18-5-4	DNP
FORT HAYS STATE	01/10/07	78-34	W	2-1-1	DNP	7-2-1	13-6-1	DNP
at Truman	01/13/07	83-58	W	DNP	DNP	2-1-2	17-2-2	DNP
SOUTHWEST BAPTIST	01/17/07	88-56	W	0-3-2	DNP	10-1-3	18-1-2	DNP
PITTSBURG STATE	01/20/07	84-55	W	3-1-0	DNP	8-5-0	21-8-1	DNP
at Missouri Southern	01/24/07	65-54	W	DNP	DNP	6-4-0	10-4-3	DNP
at Missouri Western	01/27/07	47-49	L	DNP	DNP	3-1-0	12-7-1	DNP
MISSOURI SOUTHERN	02/01/07	81-50	W	DNP	DNP	0-4-1	16-1-2	DNP
at Pittsburg State	02/03/07	73-56	W	0-0-0	DNP	3-4-1	10-6-1	DNP
at Southwest Baptist	02/06/07	76-56	W	0-0-0	DNP	7-8-5	21-3-1	DNP
TRUMAN	02/10/07	94-63	W	0-0-0	DNP	2-2-2	19-4-1	DNP
at Northwest Missouri	02/14/07	86-73	W	DNP	DNP	12-6-2	22-6-1	DNP
at Emporia State	02/17/07	67-74	L	DNP	DNP	8-5-5	16-6-2	DNP
at Fort Hays State	02/21/07	68-48	W	0-0-0	DNP	6-4-0	9-10-3	DNP
CENTRAL MISSOURI	02/24/07	63-53	W	0-0-0	DNP	4-4-1	20-3-0	DNP
vs Southwest Baptist	03/02/07	78-53	W	0-0-0	DNP	2-0-5	8-6-3	DNP
vs Emporia State	03/03/07	73-61	W	DNP	DNP	2-6-2	13-6-1	DNP
vs Missouri Western	03/04/07	71-70	W	DNP	DNP	6-4-1	10-0-1	DNP
vs Angelo State	03/09/07	74-54	W	0-0-0	DNP	10-4-0	16-2-2	DNP
vs West Texas A&M	03/10/07	54-39	W	0-0-0	DNP	4-4-0	15-9-5	DNP



2006-07 Team Game-by-Game Comparison

Opponent	1st	2nd	Score	Mar	Total FG	FG Pct	3-Pointers	3FG Pct	Free Throws	FT Pct	Rebounds	Mar	Assist	TOver	Block	Steal	Fouls
vs Southwestern Okla.	46/24	35/16	81-40	+41	30-66/17-41	.455/.415	13-29/1-3	.448/.333	8-10/5-14	.800/.357	30/34	(4)	24/15	8/28	1/3	16/5	16/9
vs Cameron	43/38	50/27	93-65	+28	33-67/22-63	.493/.349	11-25/3-11	.440/.273	16-22/18-20	.727/.900	41/36	+5	24/15	13/18	2/0	6/7	19/22
Cameron	34/25	55/41	89-66	+23	32-67/23-61	.478/.377	8-25/6-18	.320/.333	17-24/14-18	.708/.778	42/35	+7	20/9	17/21	1/1	10/8	21/19
Lynn	48/18	42/22	90-40	+50	30-61/15-64	.492/.234	7-14/1-17	.500/.059	23-28/9-18	.821/.500	48/37	+11	19/8	13/19	2/2	13/7	17/20
Southwestern (Kan.)	29/24	40/12	69-36	+33	27-67/14-52	.403/.269	8-19/4-15	.421/.267	7-13/4-6	.538/.667	47/33	+14	15/5	10/19	10/3	13/3	12/14
Missouri Western	37/38	31/38	68-76	(8)	25-61/26-56	.410/.464	3-12/8-17	.250/.471	15-20/16-20	.750/.800	42/28	+14	11/14	20/14	4/4	9/8	14/15
Benedictine	42/29	39/36	81-65	+16	32-67/25-51	.478/.490	5-14/6-15	.357/.400	12-15/9-12	.800/.750	31/30	+1	23/11	14/26	2/4	18/6	14/12
Lincoln	32/16	49/13	81-29	+52	29-62/10-46	.468/.217	15-30/1-11	.500/.091	8-10/8-9	.800/.889	42/26	+16	25/3	11/22	6/2	12/6	8/8
Northwood	49/17	41/27	90-44	+46	34-62/13-48	.548/.271	11-21/1-11	.524/.091	11-18/17-26	.611/.654	41/26	+15	22/4	21/24	6/0	10/6	25/16
Glenville State	33/26	36/31	69-57	+12	27-56/22-55	.482/.400	3-13/5-19	.231/.263	12-18/8-8	.667/1.000	33/30	+3	17/15	17/24	3/2	8/5	14/17
Central Missouri	29/26	37/18	66-44	+22	26-54/14-48	.481/.292	5-21/5-17	.238/.294	9-16/11-18	.563/.611	42/28	+14	13/10	16/18	2/0	9/11	12/12
EMPORIA STATE	40/29	29/33	69-62	+7	20-59/21-54	.339/.389	6-18/7-17	.333/.412	23-28/13-18	.821/.722	36/41	(5)	14/11	7/18	3/4	11/5	17/21
NORTHWEST MO.	34/20	37/37	71-57	+14	29-67/17-53	.433/.321	6-28/3-15	.214/.200	7-12/20-29	.583/.690	45/36	+9	17/8	15/14	6/2	2/11	21/15
FORT HAYS STATE	37/13	41/21	78-34	+44	28-62/13-58	.452/.224	6-16/3-15	.375/.200	16-19/5-8	.842/.625	50/28	+22	14/6	16/24	12/0	13/9	12/17
Truman	36/30	47/28	83-58	+25	28-54/20-53	.519/.377	7-14/6-18	.500/.333	20-25/12-18	.800/.667	36/28	+8	19/12	15/17	3/1	12/5	18/16
SW BAPTIST	40/31	48/25	88-56	+32	35-69/22-57	.507/.386	5-21/6-18	.238/.333	13-18/6-9	.722/.667	40/31	+9	20/11	14/26	4/2	19/8	12/9
PITTSBURG STATE	36/27	48/28	84-55	+29	32-64/18-54	.500/.333	9-28/5-17	.321/.294	11-15/14-21	.733/.667	42/31	+11	17/10	9/14	3/1	11/3	20/15
Missouri Southern	39/28	26/26	65-54	+11	23-54/20-51	.426/.392	8-19/2-11	.421/.182	11-16/12-13	.688/.923	28/37	(9)	18/12	14/22	3/2	10/4	11/13
Missouri Western	25/24	22/25	47-49	(2)	20-56/18-55	.357/.327	3-24/3-20	.125/.150	4-13/10-14	.308/.714	41/37	+4	13/13	18/13	2/1	9/11	10/14
MISSOURI SOUTHERN	44/20	37/30	81-50	+31	26-57/19-43	.456/.442	11-23/4-9	.478/.444	18-20/8-13	.900/.615	31/25	+6	19/8	11/25	1/3	13/6	13/19
Pittsburg State	27/24	46/32	73-56	+17	27-65/19-53	.415/.358	5-18/5-9	.278/.556	14-21/13-14	.667/.929	40/34	+6	20/9	11/20	6/7	9/1	14/16
Southwest Baptist	40/21	36/35	76-56	+20	29-60/23-55	.483/.418	8-14/5-20	.571/.250	10-18/5-12	.556/.417	39/32	+7	19/13	12/15	1/1	7/8	15/14
TRUMAN	47/34	47/29	94-63	+31	35-68/21-56	.515/.375	7-13/5-14	.538/.357	17-24/16-18	.708/.889	43/28	+15	20/8	6/19	4/1	10/2	17/16
Northwest Missouri	50/24	36/49	86-73	+13	34-70/31-63	.486/.492	11-25/6-18	.440/.333	7-11/5-9	.636/.556	39/32	+7	21/18	16/18	3/1	10/13	9/12
Emporia State	38/24	29/50	67-74	(7)	24-59/21-48	.407/.438	9-25/4-12	.360/.333	10-15/28-32	.667/.875	33/31	+2	18/12	16/16	5/4	9/7	22/14
Fort Hays State	34/21	34/27	68-48	+20	24-62/12-53	.387/.226	9-26/6-19	.346/.316	11-15/18-25	.733/.720	43/42	+1	17/8	10/16	8/1	8/6	19/15
CENTRAL MISSOURI	27/21	36/32	63-53	+10	18-51/16-42	.353/.381	7-20/2-9	.350/.222	20-20/19-26	1.000/.731	24/31	(7)	9/10	16/26	4/2	11/8	24/20
Southwest Baptist	28/22	50/31	78-53	+25	32-60/20-55	.533/.364	6-23/8-17	.261/.471	8-13/5-9	.615/.556	41/25	+16	21/11	10/16	0/0	11/6	14/12
Emporia State	40/32	33/29	73-61	+12	22-58/24-61	.379/.393	9-19/9-21	.474/.429	20-22/4-7	.909/.571	34/39	(5)	13/14	5/12	6/8	6/2	13/20
Missouri Western	42/24	29/46	71-70	+1	26-57/25-57	.456/.439	6-16/10-22	.375/.455	13-18/10-14	.722/.714	33/32	+1	14/13	11/14	0/6	5/2	15/17
Angelo State	40/16	34/38	74-54	+20	25-55/17-55	.455/.309	8-19/6-16	.421/.375	16-20/14-16	.800/.875	37/33	+4	12/7	11/14	3/3	7/2	14/15
West Texas A&M	24/17	30/22	54-39	+15	21-54/14-44	.389/.318	7-20/1-8	.350/.125	5-11/10-13	.455/.769	41/29	+12	15/3	13/14	1/2	6/5	14/15

2006-07 Team Game-by-Game Highs

Opponent	Date	Score	WL	POINTS	REBOUNDS	ASSISTS	STEALS	BLOCKS SHOTS
vs Southwestern Oklahoma	11/17/06	81-40	W	15-Keeley,Cindy	6-Holmes,Amanda	6-Aebi,Jessica Ubelaker,Brooke	4-Aebi,Jessica	1-Wittman,Stephanie
vs Cameron	11/18/06	93-65	W	17-Stiger,Corkey	10-Holmes,Amanda	5-Keeley,Cindy	3-Aebi,Jessica	1-Hellen,K.G. Aebi,Jessica
CAMERON	11/24/06	89-66	W	18-Ubelaker,Brooke	13-Keeley,Cindy	6-Aebi,Jessica	2-Sullivan,Megan Keeley,Cindy Holmes,Nikki	1-Keeley,Cindy
LYNN	11/25/06	90-40	W	17-Ubelaker,Brooke	11-Holmes,Amanda	5-Aebi,Jessica	4-Stiger,Corkey	1-Holmes,Amanda Germano,Renata
SOUTHWESTERN (KAN.)	12/04/06	69-36	W	14-Sullivan,Megan	12-Holmes,Amanda	4-Aebi,Jessica Ubelaker,Brooke	4-Holmes,Amanda	4-Holmes,Amanda
MISSOURI WESTERN	12/09/06	68-76	L	16-Holmes,Amanda	10-Holmes,Amanda	8-Stiger,Corkey	4-Stiger,Corkey	2-Holmes,Amanda
BENEDICTINE	12/12/06	81-65	W	20-Stiger,Corkey	5-Holmes,Amanda Stiger,Corkey	5-Stiger,Corkey	6-Mainz,Jessica	1-Germano,Renata Mainz,Jessica
LINCOLN	12/16/06	81-29	W	18-Ubelaker,Brooke	11-Ubelaker,Brooke	6-Aebi,Jessica	4-Holmes,Amanda	3-Germano,Renata
vs Northwood Univ.	12/19/06	90-44	W	23-Ubelaker,Brooke	8-Germano,Renata	4-Keeley,Cindy	3-Holmes,Amanda	3-Germano,Renata
vs Glenville State College	12/20/06	69-57	W	15-Ubelaker,Brooke	7-Ubelaker,Brooke	7-Stiger,Corkey	3-Stiger,Corkey	2-Holmes,Amanda
at Central Missouri	12/30/06	66-44	W	17-Ubelaker,Brooke	8-Keeley,Cindy	4-Holmes,Amanda	3-Mainz,Jessica	2-Keeley,Cindy
EMPORIA STATE	01/03/07	69-62	W	16-Holmes,Amanda	12-Holmes,Amanda	6-Stiger,Corkey	3-Keeley,Cindy	1-Keeley,Cindy Holmes,Amanda Ubelaker,Brooke
NORTHWEST MISSOURI	01/06/07	71-57	W	18-Ubelaker,Brooke	13-Holmes,Amanda	4-Keeley,Cindy Ubelaker,Brooke	1-Keeley,Cindy Ubelaker,Brooke	2-Germano,Renata
FORT HAYS STATE	01/10/07	78-34	W	16-Holmes,Amanda	8-Keeley,Cindy	6-Aebi,Jessica	4-Keeley,Cindy	6-Holmes,Amanda
at Truman	01/13/07	83-58	W	19-Holmes,Amanda	12-Holmes,Amanda	4-Stiger,Corkey Mainz,Jessica	8-Stiger,Corkey	2-Ubelaker,Brooke
SOUTHWEST BAPTIST	01/17/07	88-56	W	18-Ubelaker,Brooke	8-Stiger,Corkey	5-Aebi,Jessica Mainz,Jessica	5-Stiger,Corkey	3-Holmes,Amanda
PITTSBURG STATE	01/20/07	84-55	W	21-Ubelaker,Brooke	8-Ubelaker,Brooke	7-Mainz,Jessica	3-Stiger,Corkey	2-Sullivan,Megan
at Missouri Southern	01/24/07	65-54	W	13-Holmes,Amanda	9-Holmes,Amanda	4-Keeley,Cindy Mainz,Jessica	3-Aebi,Jessica	3-Keeley,Cindy
at Missouri Western	01/27/07	47-49	L	17-Holmes,Amanda	9-Keeley,Cindy	4-Stiger,Corkey	2-Holmes,Amanda Ubelaker,Brooke Mainz,Jessica	2-Holmes,Amanda
MISSOURI SOUTHERN	02/01/07	81-50	W	19-Keeley,Cindy	7-Holmes,Amanda	7-Mainz,Jessica	5-Mainz,Jessica	1-Holmes,Amanda
at Pittsburg State	02/03/07	73-56	W	25-Stiger,Corkey	9-Holmes,Amanda	7-Aebi,Jessica	3-Stiger,Corkey Ubelaker,Brooke Keeley,Cindy	2-Holmes,Amanda Aebi,Jessica
at Southwest Baptist	02/06/07	76-56	W	24-Stiger,Corkey	8-Sullivan,Megan Keeley,Cindy	5-Sullivan,Megan	3-Stiger,Corkey	1-Germano,Renata
TRUMAN	02/10/07	94-63	W	19-Stiger,Corkey Ubelaker,Brooke	12-Keeley,Cindy	4-Aebi,Jessica Stiger,Corkey Keeley,Cindy	4-Stiger,Corkey	2-Holmes,Amanda
at Northwest Missouri	02/14/07	86-73	W	22-Ubelaker,Brooke	6-Mainz,Jessica Sullivan,Megan Ubelaker,Brooke	8-Keeley,Cindy	3-Stiger,Corkey	2-Holmes,Amanda
at Emporia State	02/17/07	67-74	L	16-Keeley,Cindy Ubelaker,Brooke	6-Stiger,Corkey Ubelaker,Brooke	5-Sullivan,Megan	3-Keeley,Cindy	2-Sullivan,Megan
at Fort Hays State	02/21/07	68-48	W	15-Holmes,Amanda	11-Holmes,Amanda	5-Aebi,Jessica	3-Keeley,Cindy	4-Aebi,Jessica
CENTRAL MISSOURI	02/24/07	63-53	W	20-Ubelaker,Brooke	5-Holmes,Amanda	3-Keeley,Cindy Stiger,Corkey	4-Ubelaker,Brooke	3-Holmes,Amanda
vs Southwest Baptist	03/02/07	78-53	W	19-Stiger,Corkey	13-Holmes,Amanda	5-Sullivan,Megan Stiger,Corkey	3-Stiger,Corkey	None
vs Emporia State	03/03/07	73-61	W	22-Holmes,Amanda	6-Ubelaker,Brooke Sullivan,Megan Holmes,Amanda	3-Aebi,Jessica Holmes,Amanda	3-Stiger,Corkey	4-Holmes,Amanda
vs Missouri Western	03/04/07	71-70	W	19-Holmes,Amanda	9-Holmes,Amanda	4-Keeley,Cindy	3-Keeley,Cindy	None
vs Angelo State	03/09/07	74-54	W	16-Ubelaker,Brooke	9-Mainz,Jessica	5-Aebi,Jessica	2-Ubelaker,Brooke Mainz,Jessica	2-Holmes,Amanda
vs West Texas A&M	03/10/07	54-39	W	15-Ubelaker,Brooke	11-Holmes,Amanda	5-Ubelaker,Brooke	4-Keeley,Cindy	1-Holmes,Amanda

Washburn record when...

Leading at the half	29-2
Trailing at the half	0-1
Tied at the half	0-0
Leading with 5:00 remaining	28-1
Trailing with 5:00 remaining	1-2
Tied with 5:00 remaining	0-0
Playing in overtime games	0-0
Outrebounding opponents	24-3
Opponents outrebounding	5-0
Having same rebound total	0-0
Having more steals	26-2
Opponent has more steals	3-1
Having same steal total	0-0
Having more blocks	16-2
Opponent has more blocks	8-0
Having same blocks total as opponent	5-1
Having more fouls	12-1
Opponent has more fouls	15-2
Having same foul total as opponent	2-0
Turning the ball over more	2-2
Opponent turns the ball over more	27-0
Having same turnover total as opponent	0-1
Making more free throws than opponents	19-0
Making less free throws than opponents	8-3
Making same number of free throws as opponents	1-0
More free throws attempts than opponents	21-0
Less free throws attempts than opponents	8-2
Having same free throw attempts as opponent	0-1
Hitting more 3-point field goals than opponents	20-1
Hitting less 3-point field goals than opponents	6-1
Hitting same 3-point goals as opponents	3-1
Shooting more 3-point attempts than opponents	22-2
Shooting less 3-point attempts than opponents	7-1
Same 3-point attempts as opponents	0-0
Shooting 50 percent or better	7-0
Shooting less than 50 percent	22-3
Opponent shoots 50 percent or better	0-0
Opponent shoots less than 50 percent	29-3
Shooting better than opponent	24-1
Shooting worse than opponent	5-2
Shooting same as opponent	0-0
Scoring 50 or less	0-1
Scoring between 51-60	1-0
Scoring between 61-70	7-2
Scoring between 71-80	8-0
Scoring between 81-90	11-0
Scoring between 91-100	2-0
Scoring more than 100	0-0
Opponent scores 50 or less	9-1
Opponent scores between 51-60	12-0
Opponent scores between 61-70	6-0
Opponent scores between 71-80	2-2
Opponent scores between 81-90	0-0
Opponent scores between 91-100	0-0
Opponent scores more than 100	0-0
In November	4-0
In December	6-1
In January	7-1
In February	7-1
In March	5-0
On Monday	1-0
On Tuesday	3-0
On Wednesday	7-0
On Thursday	1-0
On Friday	4-0
On Saturday	12-3
On Sunday	1-0

Double Figure Scoring

Brooke Ubelaker	28
Amanda Holmes	21
Corkey Stiger	20
Cindy Keeley	10
Jessica Aebi	10
Megan Sullivan	6
Renata Germano	3
Nikki Holmes	3

Double Figure Rebounding

Amanda Holmes	10
Cindy Keeley	2
Brooke Ubelaker	2

Double Figure Assists

none	
------	--

Double Doubles Season

Amanda Holmes	9
Cindy Keeley	2
Brooke Ubelaker	1

Double Doubles Career

Amanda Holmes	10
Brooke Ubelaker	7
Megan Sullivan	2
Cindy Keeley	2

20-Point Games Season

Brooke Ubelaker	5
Corkey Stiger	4
Amanda Holmes	1

20-Point Games Career

Brooke Ubelaker	15
Corkey Stiger	4
Megan Sullivan	1
Amanda Holmes	1

30-Point Games Career

Brooke Ubelaker	2
-----------------	---

Starting lineups used during 2006-07 season

(W-L)	F	F	F	G	G
(29-3)	Sullivan	Ubelaker	Homes	Aebi	Keeley

Win/Loss Margin

	1	2	3	4	5	6	7	8	9	10	11-15	16-29	30+
Wins	1	-	-	-	-	-	1	-	-	1	5	13	8
Losses	-	1	-	-	-	-	1	1	-	-	-	-	-

Free throws last 5:00 of game

3	Cindy Keeley	2-4 (.500)
4	Amanda Holmes	13-17 (.765)
5	K.G. Hellen	1-2 (.500)
10	Jessica Aebi	9-12 (.750)
11	Renata Germano	18-23 (.783)
13	Jessica Mainz	10-15 (.667)
15	Nikki Holmes	3-5 (.600)
20	Holly Henrichs	4-5 (.800)
21	Corkey Stiger	9-12 (.750)
23	Stephanie Wittman	4-6 (.667)
24	Karla Tailele	1-1 (1.000)
25	Megan Sullivan	3-6 (.500)
32	Brooke Ubelaker	8-9 (.889)
33	Hope Gregory	0-0 (.000)
Lady Blues		85-117 (.726)
Opponents		89-115 (.774)

Point Figures

Biggest halftime lead	32 vs Northwood, 12/19/06
Biggest halftime deficit	1, vs MWSU, 12/9/06
Biggest lead	54 vs Lynn, 11/25/06
Biggest deficit	14, vs TSU, 1/13/07

Streaking Lady Blues 2006-07

2006-07 winning	7 current (longest - 12)
2006-07 losing	(longest - 1)

Washburn Lady Blues ...

Consecutive games with a 3-pointer	107
last game without, 2/25/04 vs Emporia State	
100-point games	8
Consecutive games with opponents under 100	250
Season openers	29-9
Season openers under Ron McHenry	7-0
Home openers in Lee Arena	20-3
Last overtime game	3/13/06 vs Emporia State, L 61-59 in South Central Regional Final
In games decided by 1 point - all-time	21-12 (.625)
In games decided by 2 points - all-time	28-18 (.622)
In games decided by 3 points - all-time	18-17 (.514)
In overtime games	20-12 (.625)
Overall	669-319 (.675)
In the MIAA	224-80 (.731)
In the MIAA Tournament	25-11 (.667)
In the NCAA Tournament	20-9 (.667)
In Lee Arena	288-55 (.836)

Individual Highs

Points

- 25 Stiger, Corkey at Pittsburg State (02/03/07)
- 24 Stiger, Corkey at Southwest Baptist (02/06/07)
- 23 Ubelaker, Brooke vs Northwood Univ. (12/19/06)
- 22 Holmes, Amanda vs Emporia State (03/03/07)
- 22 Ubelaker, Brooke at Northwest Missouri (02/14/07)

Field goals made

- 11 Stiger, Corkey at Pittsburg State (02/03/07)
- 10 Stiger, Corkey at Southwest Baptist (02/06/07)

Field goals attempts

- 24 Holmes, Amanda vs Missouri Western (03/04/07)
- 17 Ubelaker, Brooke at Emporia State (02/17/07)

Field goal percentage (min. 5 made)

- 1.000 (5-5) Ubelaker, Brooke vs Lynn (11/25/06)
- .875 (7-8) Ubelaker, Brooke at Central Missouri (12/30/06)

3 Pt Field goals made

- 6 Ubelaker, Brooke at Northwest Missouri (02/14/07)
- 5 Stiger, Corkey vs Emporia State (03/03/07)
- 5 Keeley, Cindy vs Missouri Southern (02/01/07)
- 5 Ubelaker, Brooke at Truman (01/13/07)

3 Pt Field goals attempts

- 11 Ubelaker, Brooke at Missouri Southern (01/24/07)
- 11 Ubelaker, Brooke vs Southwest Baptist (01/17/07)

3 Pt Field goal percentage (min. 2 made)

- 1.000 (3-3) Holmes, Amanda vs Lincoln (12/16/06)
- 1.000 (3-3) Ubelaker, Brooke vs Lynn (11/25/06)
- 1.000 (2-2) Aebi, Jessica vs Truman (02/10/07)
- 1.000 (2-2) Aebi, Jessica at Missouri Southern (01/24/07)
- 1.000 (2-2) Holmes, Amanda vs Southwestern (Kan.) (12/04/06)
- 1.000 (2-2) Ubelaker, Brooke vs Cameron (11/18/06)

Free throws made

- 10 Holmes, Amanda vs Emporia State (03/03/07)
- 9 Holmes, Amanda at Fort Hays State (02/21/07)
- 9 Holmes, Amanda at Truman (01/13/07)

Free throws attempts

- 13 Holmes, Amanda at Fort Hays State (02/21/07)
- 12 Holmes, Amanda vs Southwest Baptist (01/17/07)
- 12 Holmes, Amanda at Truman (01/13/07)

Free throws percentage (min. 7 made)

- 1.000 (7-7) Ubelaker, Brooke vs Missouri Western (12/09/06)
- 1.000 (7-7) Stiger, Corkey vs Cameron (11/18/06)

Rebounds

- 13 Holmes, Amanda vs Southwest Baptist (03/02/07)
- 13 Holmes, Amanda vs Northwest Missouri (01/06/07)
- 13 Keeley, Cindy vs Cameron (11/24/06)

Assists

- 8 Keeley, Cindy at Northwest Missouri (02/14/07)
- 8 Stiger, Corkey vs Missouri Western (12/09/06)

Steals

- 8 Stiger, Corkey at Truman (01/13/07)
- 6 Mainz, Jessica vs Benedictine (12/12/06)

Blocked shots

- 6 Holmes, Amanda vs Fort Hays State (01/10/07)
- 4 Holmes, Amanda vs Emporia State (03/03/07)
- 4 Aebi, Jessica at Fort Hays State (02/21/07)
- 4 Holmes, Amanda vs Southwestern (Kan.) (12/04/06)

Team Highs

POINTS	94	vs Truman (02/10/07)
FIELD GOALS MADE	35	two times
FIELD GOAL ATTEMPTS	70	at Northwest Missouri (02/14/07)
FIELD GOAL PERCENTAGE	.548 (34-62)	vs Northwood Univ. (12/19/06)
3 PT FIELD GOALS MADE	15	vs Lincoln (12/16/06)
3 PT FG ATTEMPTS	30	vs Lincoln (12/16/06)
3 PT FG PERCENTAGE	.571 (8-14)	at Southwest Baptist (02/06/07)
FREE THROWS MADE	23	two times
FREE THROW ATTEMPTS	28	two times
FREE THROW PERCENTAGE	1.000 (20-20)	vs Central Missouri (02/24/07)
REBOUNDS	50	vs Fort Hays State (01/10/07)
ASSISTS	25	vs Lincoln (12/16/06)
STEALS	19	vs Southwest Baptist (01/17/07)
BLOCKED SHOTS	12	vs Fort Hays State (01/10/07)
TURNOVERS	21	vs Northwood Univ. (12/19/06)
FOULS	25	vs Northwood Univ. (12/19/06)

Team Lows

POINTS	47	at Missouri Western (01/27/07)
FIELD GOALS MADE	18	vs Central Missouri (02/24/07)
FIELD GOAL ATTEMPTS	51	vs Central Missouri (02/24/07)
FIELD GOAL PERCENTAGE	.339 (20-59)	vs Emporia State (01/03/07)
3 PT FIELD GOALS MADE	3	three times
3 PT FG ATTEMPTS	12	vs Missouri Western (12/09/06)
3 PT FG PERCENTAGE	.125 (3-24)	at Missouri Western (01/27/07)
FREE THROWS MADE	4	at Missouri Western (01/27/07)
FREE THROW ATTEMPTS	10	two times
FREE THROW PERCENTAGE	.308 (4-13)	at Missouri Western (01/27/07)
REBOUNDS	24	vs Central Missouri (02/24/07)
ASSISTS	9	vs Central Missouri (02/24/07)
STEALS	2	vs Northwest Missouri (01/06/07)
BLOCKED SHOTS	0	two times
TURNOVERS	5	vs Emporia State (03/03/07)
FOULS	8	vs Lincoln (12/16/06)

LADY BLUES VS OPPONENTS

Below is a game-by-game breakdown of how Washburn has fared against opponents in the following categories: points off turnovers, points in the paint, second chance points, fast break points and bench points. (Shown as WU stats first, followed by Opponents).

	Pts off turnovers	Paint	2nd Chance	Fast Break	Bench
vs Southwestern Oklahoma	32-4	26-26	14-6	12-0	33-5
vs Cameron	32-13	40-26	18-8	6-4	43-21
Cameron	23-13	36-16	11-12	10-2	43-16
Lynn	22-12	39-20	12-10	11-0	32-11
Southwestern College	27-7	30-8	17-5	4-0	21-17
Missouri Western*	11-16	34-32	10-12	4-2	22-6
Benedictine	26-11	42-28	11-5	6-0	49-18
Lincoln	34-8	28-14	16-10	13-2	34-15
vs Northwood (Mich.)	18-17	42-18	8-8	10-2	40-20
vs Glenville State	23-20	38-22	7-9	2-4	11-5
at Central Missouri*	20-14	32-16	14-5	4-2	25-7
Emporia State*	18-10	29-24	6-11	7-2	20-12
Northwest Missouri*	11-12	28-14	19-10	2-0	29-26
Fort Hays State*	22-6	36-8	14-4	10-0	23-5
at Truman*	22-20	38-22	10-3	18-0	29-6
Southwest Baptist*	36-6	50-22	19-10	8-2	25-26
Pittsburg State*	19-10	40-18	15-3	16-4	29-11
at Missouri Southern*	26-8	28-26	12-11	12-2	18-19
at Missouri Western*	15-15	26-24	4-8	2-4	10-12
Missouri Southern*	32-7	24-20	9-7	13-0	26-17
at Pittsburg State*	17-8	34-10	15-8	12-4	27-21
at Southwest Baptist*	9-16	34-10	10-5	6-2	33-20
Truman*	21-3	38-20	8-6	20-0	38-9
at Northwest Missouri*	28-18	38-42	18-14	8-14	27-28
at Emporia State*	14-17	24-30	12-4	9-6	12-16
at Fort Hays State*	19-12	24-8	17-13	4-0	13-8
Central Missouri*	18-13	18-18	8-8	6-4	19-16
vs Southwest Baptist	23-13	53-20	11-7	15-0	41-11
vs Emporia State	12-2	24-28	5-8	9-0	28-18
vs Missouri Western	17-10	24-18	9-9	4-0	20-8
vs Angelo State	16-4	30-14	14-10	4-0	25-16
vs West Texas A&M	13-10	20-24	11-5	2-2	5-9
TOTALS	676-355	1047-666	384-254	269-64	850-455

Individual Double-Doubles in 2006-07

Amanda Holmes (8)

14 points, 10 rebounds vs Cameron (11/18/06)

15 points, 11 rebounds vs Lynn (11/25/06)

13 points, 12 rebounds vs Southwestern (12/4/06)

16 points, 10 rebounds vs Missouri Western (12/9/06)

16 points, 12 rebounds vs Emporia State (1/3/07)

10 points, 13 rebounds vs Northwest Mo. (1/6/07)

19 points, 12 rebounds vs Truman (1/13/07)

15 points, 11 rebounds vs Fort Hays State (2/21/07)

13 points, 15 reboundns vs West Texas A&M (3/10/07)

Cindy Keeley (2)

11 points, 13 rebounds vs Cameron (11/24/06)

12 points, 12 rebounds vs Truman (2/10/07)

Brooke Ubelaker (1)

18 points, 11 rebounds vs Lincoln (12/16/06)

WU Team Stats

Team Statistics	WU	OPP
SCORING	2420	1737
Points per game	75.6	54.3
Scoring margin	+21.3	-
FIELD GOALS-ATT	883-1951	612-1705
Field goal pct	.453	.359
3 POINT FG-ATT	242-652	147-479
3-point FG pct	.371	.307
3-pt FG made per game	7.6	4.6
FREE THROWS-ATT	412-568	366-507
Free throw pct	.725	.722
REBOUNDS	1235	1025
Rebounds per game	38.6	32.0
Rebounding margin	+6.6	-
ASSISTS	563	326
Assists per game	17.6	10.2
TURNOVERS	416	606
Turnovers per game	13.0	18.9
Turnover margin	+5.9	-
Assist/turnover ratio	1.4	0.5
STEALS	323	196
Steals per game	10.1	6.1
BLOCKS	117	73
Blocks per game	3.7	2.3
WINNING STREAK	7	-
Home win streak	10	-
ATTENDANCE	35875	25087
Home games-Avg/Game	14-2562	9-1691
Neutral site-Avg/Game	-	9-1096

SCORE BY PERIODS:	1st	2nd	Total
Washburn	1190	1230	2420
Opponents	783	954	1737

Updated Career Records

Points 1. 2613 Brenda Shaffer-Dahl (126 games) - 1986-90 2. 2144 Shelley Foster (125 games) - 1991-95 3. 1822 Brooke Ubelaker (133 games) - 2003-07 4. 1811 Nikki Olberding (112 games) - 1994-98 5. 1761 Laura Mueller (123 games) - 1988-92 6. 1558 Latisha Yarnell (121 games) - 1984-88 7. 1356 Joy Benton (115 games) - 1981-85 8. 1344 Crystal Walker (103 games) - 1999-03 9. 1314 Jennifer Harris (69 games) - 2004-06 10. 1310 Amy Renyer (124 games) - 1989-93 11. 1135 Pam Watkins (92 games) - 1977-81 12. 1111 Chauna Agosto (118 games) - 1991-95 13. 1098 Jennifer Butcher (84 games) - 1998-01 14. 1090 Kelly Jennings (53 games) - 1986-88 15. 1067 Lori Roenbaugh (80 games) - 1980-83	3-point FG percentage (minimum 70 made) 1. .414 Alison Garrett (120-290) 2001-05 2. .411 Stacy Neal (92-224) 1994-96 3. .406 Brenda Shaffer-Dahl (110-271) 1986-90 4. .400 Brooke Ubelaker (231-577) 2003-07 5. .392 Lisa Hoelting (78-199) 1997-00 6. .376 Erin Menard (83-221) 2003-05 7. .372 Rhonda Matzke (81-218) 1992-94 8. .371 Rina Hembrough (79-213) 1988-91 9. .367 Kristy Chapman (122-332) 1999-03 10. .363 Lora Westling (144-397) 2001-05 11. .348 Cindy Keeley (78-224) 2003-07 12. .277 Jennifer Harris (108-390) 2004-06	Blocked shots 1. 160 Brenda Shaffer-Dahl - 1986-90 2. 116 Jannica Beam - 1989-93 3. 101 Laura Mueller - 1988-92 4. 91 Nikki Olberding - 1994-98 5. 80 Carla Sintra - 2003-05 6. 72 Jodi Rausch - 1997-01 7. 71 Amanda Holmes - 2005-07 7. 71 Kelly Jennings - 1986-88 9. 66 Shelley Foster - 1991-95 10. 63 Crystal Walker - 1999-03 11. 59 Emily Shopper - 1995-97 12. 54 April Roadhouse - 2002-06 13. 46 Bojana Samardziska - 2005-06 14. 44 Brooke Ubelaker - 2003-07 14. 44 Megan Sullivan - 2003-07 16. 43 Lora Westling - 2001-05 17. 42 Beth Fisher - 1990-94 18. 41 Cindy Keeley - 2003-07 41 Jennifer Harris - 2004-06 20. 37 Montoya Whitfield - 2003-04
Field goals made 1. 1061 Brenda Shaffer-Dahl (126 games) - 1986-90 2. 805 Shelley Foster (125 games) - 1991-95 3. 731 Laura Mueller (123 games) - 1988-92 4. 683 Nikki Olberding (112 games) - 1994-98 5. 669 Brooke Ubelaker (133 games) - 2003-07 6. 602 Latisha Yarnell (121 games) - 1984-88 7. 568 Joy Benton (115 games) - 1981-85 8. 526 Amy Renyer (124 games) - 1989-93 9. 523 Crystal Walker (103 games) - 1999-03 10. 484 Jennifer Harris (69 games) - 2004-06 11. 477 Kelly Jennings (53 games) - 1986-88 12. 473 Lori Roenbaugh (80 games) - 1980-83 13. 445 Pam Watkins (92 games) - 1977-81 14. 432 Tiffany Lohse (101 games) - 1995-99 15. 429 Brenda Soldani (110 games) - 1980-84	Free throws made 1. 485 Shelley Foster (125 games) - 1991-95 2. 384 Nikki Olberding (112 games) - 1994-98 3. 381 Brenda Shaffer-Dahl (126 games) - 1986-90 4. 340 Latisha Yarnell (121 games) - 1984-88 5. 299 Laura Mueller (123 games) - 1988-92 6. 292 Crystal Walker (103 games) - 1999-03 7. 271 Jennifer Butcher (84 games) - 1998-01 8. 267 Chauna Agosto (118 games) - 1991-95 9. 253 Brooke Ubelaker (133 games) - 2003-07 10. 245 Pam Watkins (92 games) - 1977-81 11. 242 Amy Renyer (124 games) - 1989-93 12. 238 Jennifer Harris (69 games) - 2004-06 13. 220 Joy Benton (115 games) - 1981-85 14. 205 Carla Sintra (68 games) - 2003-05 15. 202 Rhonda Lee (95 games) - 1987-90	Steals 1. 275 Brenda Shaffer-Dahl - 1986-90 2. 258 Chauna Agosto - 1991-95 3. 212 Latisha Yarnell - 1984-88 4. 192 April Roadhouse - 2002-06 5. 182 Amy Renyer - 1989-93 6. 175 Tiffany Lohse - 1995-99 7. 165 Jennifer Harris - 2004-06 8. 162 Shelley Foster - 1991-95 9. 155 Nikki Olberding - 1994-98 10. 153 Lisa Hoelting - 1997-00 11. 152 Brooke Ubelaker - 2003-07 12. 148 Cindy Keeley - 2003-07 13. 141 Carolyn Wempe - 1985-89 14. 138 Laura Mueller - 1988-92 15. 135 Crystal Walker - 1999-03 16. 130 Jodi Rausch - 1997-01 17. 128 Jennifer Butcher - 1998-01 18. 122 Kristy Chapman - 1999-03 19. 116 Lora Westling - 2001-05 20. 109 Bethany McGraw - 1999-03
Field goals attempted 1. 2034 Brenda Shaffer-Dahl (126 games) - 1986-90 2. 1462 Shelley Foster (125 games) - 1991-95 3. 1410 Nikki Olberding (112 games) - 1994-98 4. 1386 Laura Mueller (123 games) - 1988-92 5. 1361 Latisha Yarnell (121 games) - 1984-88 6. 1323 Brooke Ubelaker (133 games) - 2003-07 7. 1238 Pam Watkins (92 games) - 1977-81 8. 1157 Lori Roenbaugh (80 games) - 1980-83 9. 1107 Jennifer Harris (69 games) - 2004-06 10. 1059 Amy Renyer (124 games) - 1989-93 11. 1050 Crystal Walker (103 games) - 1999-03 12. 1030 Brenda Soldani (110 games) - 1980-84 13. 995 Joy Benton (115 games) - 1981-85 14. 990 Carolyn Wempe (124 games) - 1985-89 15. 914 Jennifer Butcher (84 games) - 1998-01	Free throws attempted 1. 598 Shelley Foster (125 games) - 1991-95 2. 472 Brenda Shaffer-Dahl (126 games) - 1986-90 3. 464 Laura Mueller (123 games) - 1988-92 4. 462 Nikki Olberding (112 games) - 1994-98 5. 436 Latisha Yarnell (121 games) - 1984-88 6. 412 Jennifer Butcher (84 games) - 1998-01 7. 397 Pam Watkins (92 games) - 1977-81 8. 391 Chauna Agosto (118 games) - 1991-95 9. 381 Crystal Walker (103 games) - 1999-03 10. 356 Joy Benton (115 games) - 1981-85 11. 320 Jennifer Harris (69 games) - 2004-06 12. 319 Amy Renyer (124 games) - 1989-93 13. 316 Brooke Ubelaker (133 games) - 2003-07 14. 306 Rhonda Lee (95 games) - 1987-90 15. 281 Kristy Chapman (121 games) - 1999-03	Games played 1. 135 April Roadhouse - 2002-06 2. 133 Dani McHenry - 2002-06 133 Brooke Ubelaker - 2003-07 133 Cindy Keeley - 2003-07 5. 132 Lora Westling - 2001-05 6. 126 Brenda Shaffer-Dahl - 1986-90 7. 125 Shelley Foster - 1991-95 8. 124 Carolyn Wempe - 1985-89 124 Amy Renyer - 1989-93 10. 123 Laura Mueller - 1988-92 11. 121 Latisha Yarnell - 1984-88 121 Kristy Chapman - 1999-03 13. 120 Bethany McGraw - 1999-03 14. 119 Jannica Beam - 1989-93 15. 118 Chauna Agosto - 1991-95 118 Megan Sullivan - 2003-07 17. 115 Joy Benton - 1981-85 18. 113 Beth Fisher - 1990-94 19. 112 Elena Rettiger - 1992-96 112 Nikki Olberding - 1994-98
3-point field goals made 1. 231 Brooke Ubelaker (133 games) - 2003-07 2. 144 Lora Westling (132 games) - 2001-05 3. 122 Kristy Chapman (121 games) - 1999-03 4. 120 Alison Garrett (106 games) - 2001-05 5. 110 Brenda Shaffer-Dahl (126 games) - 1986-90 6. 108 Jennifer Harris (69 games) - 2004-06 7. 92 Stacy Neal (58 games) - 1994-96 6. 108 Jennifer Harris (69 games) - 2004-06 7. 92 Stacy Neal (58 games) - 1994-96 8. 83 Erin Menard (63 games) - 2003-05 9. 81 Rhonda Matzke (59 games) - 1992-94 10. 79 Rina Hembrough (93 games) - 1988-91 11. 78 Cindy Keeley (133 games) - 2003-07 78 Lisa Hoelting (70 games) - 1997-00 -- 14. 59 Jessica Aebi (65 games) - 2005-07 18. 45 Corkey Stiger (32 games) - 2006-07	Rebounds 1. 1106 Brenda Shaffer-Dahl (1106o-0d) - 1986-90 2. 923 Amy Renyer (923o-0d) - 1989-93 3. 812 Pam Watkins (812o-0d) - 1977-81 4. 806 Joy Benton (806o-0d) - 1981-85 5. 736 Shelley Foster (736o-0d) - 1991-95 6. 730 Brooke Ubelaker (231o-499d) - 2003-07 7. 715 Latisha Yarnell (715o-0d) - 1984-88 8. 690 Nikki Olberding (325o-365d) - 1994-98 9. 650 Crystal Walker (255o-395d) - 1999-03 10. 637 Brenda Soldani (637o-0d) - 1980-84 11. 584 Jennifer Butcher (222o-362d) - 1998-01 12. 554 Laura Mueller (554o-0d) - 1988-92 13. 507 Kelly Jennings (507o-0d) - 1986-88 14. 506 Jannica Beam (506o-0d) - 1989-93 15. 491 Susie Wickham (491o-0d) - 1982-84 -- 18. 481 Megan Sullivan (186o-295d) - 2003-07	Games started 1. 133 Brooke Ubelaker - 2003-07 2. 125 Brenda Shaffer-Dahl - 1986-90 3. 119 Laura Mueller - 1988-92 4. 117 Shelley Foster - 1991-95 5. 107 Nikki Olberding - 1994-98 6. 101 Amy Renyer - 1989-93 7. 98 Bethany McGraw - 1999-03 8. 97 Chauna Agosto - 1991-95 9. 96 Carolyn Wempe - 1985-89 10. 92 Tiffany Lohse - 1995-99 11. 88 April Roadhouse - 2002-06 12. 85 Lora Westling - 2001-05 13. 83 Amy Bybee - 1987-90 14. 80 Crystal Walker - 1999-03 15. 77 Jennifer Butcher - 1998-01 16. 68 Lisa Hoelting - 1997-00 68 Carla Sintra - 2003-05 20. 66 Cindy Keeley - 2003-07
3-point field goals attempted 1. 577 Brooke Ubelaker (133 games) - 2003-07 2. 397 Lora Westling (132 games) - 2001-05 3. 390 Jennifer Harris (69 games) - 2004-06 4. 332 Kristy Chapman (121 games) - 1999-03 5. 290 Alison Garrett (106 games) - 2001-05 6. 271 Brenda Shaffer-Dahl (126 games) - 1986-90 7. 224 Cindy Keeley (133 games) - 2003-07 -- 17. 146 Corkey Stiger (32 games) - 2006-07 18. 139 Jessica Aebi (65 games) - 2005-07	Assists 1. 527 Latisha Yarnell - 1984-88 2. 488 Chauna Agosto - 1991-95 3. 423 April Roadhouse - 2002-06 4. 416 Brenda Shaffer-Dahl - 1986-90 5. 308 Jennifer Harris - 2004-06 6. 299 Lora Westling - 2001-05 299 Carolyn Wempe - 1985-89 8. 294 Tiffany Lohse - 1995-99 9. 293 Lisa Hoelting - 1997-00 10. 289 Misty Caryl - 1994-98 11. 283 Shelley Foster - 1991-95 12. 280 Amy Renyer - 1989-93 13. 273 Nikki Olberding - 1994-98 14. 270 Brenda Soldani - 1980-84 -- 17. 243 Cindy Keeley - 2003-07	

Updated Single-Season Records

Points

1.	797	Jennifer Harris (33 games)	- 2005-06
2.	718	Brenda Shaffer-Dahl (30 games)	- 1989-90
3.	706	Brenda Shaffer-Dahl (33 games)	- 1988-89
4.	673	Kelly Jennings (32 games)	- 1987-88
5.	597	Brenda Shaffer-Dahl (31 games)	- 1986-87
6.	592	Brenda Shaffer-Dahl (32 games)	- 1987-88
7.	589	Shelley Foster (31 games)	- 1994-95
8.	564	Crystal Walker (34 games)	- 2002-03
9.	547	Brooke Ubelaker (33 games)	- 2005-06
10.	534	Shelley Foster (32 games)	- 1992-93
11.	521	Shelley Foster (30 games)	- 1993-94
12.	518	Susie Wickham (31 games)	- 1983-84
13.	517	Jennifer Harris (36 games)	- 2004-05
14.	500	Shelley Foster (32 games)	- 1991-92
15.	499	Carla Sintra (37 games)	- 2004-05
16.	498	Nikki Olberding (27 games)	- 1997-98
17.	496	Laura Mueller (34 games)	- 1988-89
18.	487	Crystal Walker (30 games)	- 2001-02
19.	481	Brooke Ubelaker (32 games)	- 2006-07
--			
29.	430	Corkey Stiger (32 games)	- 2006-07

Field goals made

1.	295	Jennifer Harris (33 games)	- 2005-06
2.	291	Kelly Jennings (32 games)	- 1987-88
3.	282	Brenda Shaffer-Dahl (30 games)	- 1989-90
--		Brenda Shaffer-Dahl (33 games)	- 1988-89
5.	250	Brenda Shaffer-Dahl (31 games)	- 1986-87
6.	247	Brenda Shaffer-Dahl (32 games)	- 1987-88
7.	224	Laura Mueller (33 games)	- 1988-89
8.	218	Crystal Walker (34 games)	- 2002-03
9.	214	Shelley Foster (32 games)	- 1992-93
10.	211	Shelley Foster (31 games)	- 1994-95
11.	208	Susie Wickham (31 games)	- 1983-84
12.	198	Shelley Foster (30 games)	- 1993-94
13.	197	Brooke Ubelaker (33 games)	- 2005-06
14.	194	Crystal Walker (30 games)	- 2001-02
15.	189	Jennifer Harris (36 games)	- 2004-05
16.	186	Kelly Jennings (21 games)	- 1986-87
17.	185	Carla Sintra (37 games)	- 2004-05
--		Brooke Ubelaker (37 games)	- 2004-05
--		Kristen Crosby (30 games)	- 1999-00
20.	184	Nikki Olberding (27 games)	- 1996-97

Field goals attempted

1.	661	Jennifer Harris (33 games)	- 2005-06
2.	560	Brenda Shaffer-Dahl (33 games)	- 1988-89
3.	534	Brenda Shaffer-Dahl (30 games)	- 1989-90
4.	501	Kelly Jennings (32 games)	- 1987-88
5.	480	Brenda Shaffer-Dahl (32 games)	- 1987-88
6.	460	Brenda Shaffer-Dahl (31 games)	- 1986-87
7.	446	Jennifer Harris (36 games)	- 2004-05
8.	440	Crystal Walker (34 games)	- 2002-03
9.	402	Laura Mueller (33 games)	- 1988-89
--		Susie Wickham (31 games)	- 1983-84
--		Shelley Foster (31 games)	- 1994-95
--		Lori Roenbaugh (26 games)	- 1981-82
13.	401	Brooke Ubelaker (33 games)	- 2005-06
14.	391	??? Lasswell (20 games)	- 1977-78
15.	379	Latisha Yarnell (31 games)	- 1986-87
--			
24.	366	Corkey Stiger (32 games)	- 2006-07
27.	357	Brooke Ubelaker (32 games)	- 2006-07

3-point field goals made

1.	87	Brooke Ubelaker (32 games)	- 2006-07
2.	71	Brooke Ubelaker (33 games)	- 2005-06
3.	62	Erin Menard (31 games)	- 2003-04
--		Lora Westling (37 games)	- 2004-05
5.	57	Jennifer Harris (33 games)	- 2005-06
6.	52	Kristy Chapman (34 games)	- 2002-03
7.	51	Brenda Shaffer-Dahl (30 games)	- 1989-90
--		Brooke Ubelaker (37 games)	- 2004-05
--		Jennifer Harris (36 games)	- 2004-05
10.	50	Stacy Neal (31 games)	- 1994-95
11.	47	Cindy Keeley (32 games)	- 2006-07
12.	45	Corkey Stiger (32 games)	- 2006-07
13.	42	Stacy Neal (27 games)	- 1995-96
14.	41	Rhonda Matzke (32 games)	- 1992-93
--		Alison Garrett (28 games)	- 2002-03
--		Alison Garrett (31 games)	- 2003-04
17.	40	Rhonda Matzke (27 games)	- 1993-94
18.	39	Lisa Hoelting (27 games)	- 1998-99
19.	36	Jessica Aebi (32 games)	- 2006-07

3-point field goals attempted

1.	218	Brooke Ubelaker (32 games)	- 2006-07
2.	198	Jennifer Harris (33 games)	- 2005-06
3.	192	Jennifer Harris (36 games)	- 2004-05
4.	189	Brooke Ubelaker (33 games)	- 2005-06
5.	146	Corkey Stiger (32 games)	- 2006-07
6.	143	Erin Menard (31 games)	- 2003-04
7.	139	Lora Westling (37 games)	- 2004-05
8.	132	Kristy Chapman (34 games)	- 2002-03
--		Stacy Neal (31 games)	- 1994-95
10.	123	Brenda Shaffer-Dahl (30 games)	- 1989-90
11.	120	Brooke Ubelaker (37 games)	- 2004-05
12.	119	Lora Westling (31 games)	- 2003-04
13.	114	Rhonda Matzke (32 games)	- 1992-93
14.	113	Cindy Keeley (32 games)	- 2006-07
15.	104	Rhonda Matzke (27 games)	- 1993-94
16.	85	Jessica Aebi (32 games)	- 2006-07

3-point FG percentage (minimum 40 made)

1.	.457	Stacy Neal (42-92)	1995-96
2.	.446	Lora Westling (62-139)	2004-05
3.	.436	Alison Garrett (41-94)	2003-04
4.	.434	Erin Menard (62-143)	2003-04
5.	.425	Brooke Ubelaker (51-120)	2004-05
6.	.416	Cindy Keeley (47-113)	2006-07
7.	.415	Brenda Shaffer-Dahl (51-123)	1989-90
8.	.399	Brooke Ubelaker (87-218)	2006-07
9.	.398	Alison Garrett (41-103)	2002-03
10.	.394	Kristy Chapman (52-132)	2002-03
11.	.385	Rhonda Matzke (40-104)	1993-94
12.	.379	Stacy Neal (50-132)	1994-95
13.	.376	Brooke Ubelaker (71-189)	2005-06
14.	.360	Rhonda Matzke (41-114)	1992-93
15.	.308	Corkey Stiger (45-146)	2006-07
16.	.288	Jennifer Harris (57-198)	2005-06
17.	.266	Jennifer Harris (51-192)	2004-05

Free throws made

1.	154	Shelley Foster (31 games)	- 1994-95
2.	150	Jennifer Harris (33 games)	- 2005-06
3.	141	Nikki Olberding (27 games)	- 1997-98
4.	127	Carla Sintra (37 games)	- 2004-05
5.	124	Crystal Walker (34 games)	- 2002-03
6.	118	Shelley Foster (32 games)	- 1991-92
7.	116	Amanda Holmes (31 games)	- 2006-07
8.	114	Shelley Foster (30 games)	- 1993-94
9.	113	Jennifer Butcher (30 games)	- 1999-00
10.	110	Laura Mueller (32 games)	- 1991-92
--		Brenda Shaffer-Dahl (33 games)	- 1988-89
12.	105	Rhonda Matzke (32 games)	- 1992-93
--		Latisha Yarnell (29 games)	- 1985-86
14.	104	Latisha Yarnell (32 games)	- 1987-88
15.	103	Rhonda Lee (33 games)	- 1988-89
--		Brenda Shaffer-Dahl (30 games)	- 1989-90

Free throws attempted

1.	203	Jennifer Harris (33 games)	- 2005-06
2.	195	Shelley Foster (31 games)	- 1994-95
3.	175	Jennifer Butcher (30 games)	- 1999-00
4.	164	Carla Sintra (37 games)	- 2004-05
5.	163	Amanda Holmes (31 games)	- 2006-07
6.	161	Nikki Olberding (27 games)	- 1997-98
7.	159	Rhonda Lee (33 games)	- 1988-89
8.	156	Laura Mueller (32 games)	- 1991-92
9.	152	Crystal Walker (34 games)	- 2002-03
10.	147	Pam Watkins (25 games)	- 1980-81
11.	143	Shelley Foster (32 games)	- 1991-92
12.	142	Carolyn Zlatnik (22 games)	- 1976-77
13.	139	Shelley Foster (30 games)	- 1993-94
--		Susie Wickham (31 games)	- 1983-84
15.	138	Kelly Jennings (32 games)	- 1987-88

Rebounds

1.	329	Kelly Jennings (329o-0d)	- 1987-88
2.	303	Brenda Shaffer-Dahl (303o-0d)	- 1988-89
3.	282	Susie Wickham (282o-0d)	- 1982-83
4.	281	Brenda Shaffer-Dahl (281o-0d)	- 1989-90
5.	263	Brenda Shaffer-Dahl (263o-0d)	- 1987-88
6.	259	Brenda Shaffer-Dahl (259o-0d)	- 1986-87
7.	253	Amy Renyer (253o-0d)	- 1991-92
8.	251	Carla Sintra (64o-187d)	- 2004-05
9.	250	Amy Renyer (250o-0d)	- 1992-93
13.	228	Jennifer Butcher (85o-143d)	- 1999-00
14.	227	Crystal Walker (98o-129d)	- 2001-02
15.	226	Amanda Holmes (71o-155d)	- 2006-07

Assists

1.	178	Latisha Yarnell	- 1987-88
2.	176	Latisha Yarnell	- 1986-87
3.	168	Jennifer Harris	- 2005-06
4.	149	April Roadhouse	- 2005-06
5.	141	Brenda Shaffer-Dahl	- 1989-90
6.	140	Jennifer Harris	- 2004-05
7.	138	April Roadhouse	- 2004-05
8.	131	Lisa Hoelting	- 1999-00
9.	129	Brenda Shaffer-Dahl	- 1988-89
10.	126	Chauna Agosto	- 1994-95
--		Chauna Agosto	- 1993-94
12.	122	Rina Hembrough	- 1990-91
13.	120	Amy Bybee	- 1989-90
--		Chauna Agosto	- 1991-92
15.	116	Chauna Agosto	- 1992-93
16.	112	Jessica Aebi	- 2006-07
--			
25.	100	Brenda Soldani	- 1981-82
--		100 Corkey Stiger	- 2006-07

Blocked shots

1.	60	Brenda Shaffer-Dahl	- 1988-89
2.	53	Jannica Beam	- 1992-93
3.	46	Bojana Samardziska	- 2005-06
4.	44	Amanda Holmes	- 2006-07
--		44 Brenda Shaffer-Dahl	- 1986-87
6.	42	Carla Sintra	- 2004-05
7.	41	Kelly Jennings	- 1986-87
8.	38	Carla Sintra	- 2003-04
9.	37	Montoya Whitfield	- 2003-04
10.	35	Jodi Rausch	- 1998-99
--		35 Shelley Foster	- 1992-93
12.	34	Laura Mueller	- 1991-92
--			
19.	26	Amanda Holmes	- 2005-06
26.	22	Megan Sullivan	- 2005-06

Steals

1.	105	Brenda Shaffer-Dahl	- 1988-89
2.	96	Jennifer Harris	- 2005-06
3.	95	Latisha Yarnell	- 1987-88
4.	85	Latisha Yarnell	- 1986-87
5.	80	Chauna Agosto	- 1991-92
6.	73	April Roadhouse	- 2005-06
7.	69	Amy Renyer	- 1991-92
--		69 Jennifer Harris	- 2004-05
9.	67	Rhonda Matzke	- 1993-94
10.	66	Corkey Stiger	- 2006-07
--		66 Chauna Agosto	- 1994-95
12.	64	Amy Renyer	- 1992-93
13.	63	Chauna Agosto	- 1993-94
--		63 Stacy Weve	- 1996-97
15.	62	Brenda Shaffer-Dahl	- 1989-90
--			
27.	50	Cindy Keeley	- 2005-06

Games played

1.	37	Lora Westling	- 2004-05
--		37 Carla Sintra	- 2004-05
--		37 Cindy Keeley	- 2004-05
--		37 Brooke Ubelaker	- 2004-05
--		37 Megan Sullivan	- 2004-05
--		37 April Roadhouse	- 2004-05
7.	36	Dani McHenry	- 2004-05
--		36 Jennifer Harris	- 2004-05

Games started

1.	37	Brooke Ubelaker	- 2004-05
--		37 Carla Sintra	- 2004-05
--		37 Lora Westling	- 2004-05
4.	34	Jennifer Harris	- 2004-05
--		34 Bethany McGraw	- 2002-03
--		34 Carissa Goegelein	- 2002-03
--		34 Crystal Walker	- 2002-03
8.	33	Jennifer Harris	- 2005-06
--		33 Brooke Ubelaker	- 2005-06
--		33 Laura Mueller	- 1988-89
--		33 Amy Bybee	- 1988-89
--		33 Carolyn Wempe	- 1988-89
--		33 April Roadhouse	- 2005-06
--		33 Rhonda Lee	- 1988-89
--		33 Brenda Shaffer-Dahl	- 1988-89
--		33 Cindy Keeley	- 2005-06

Minutes

1.	1040	Shelley Foster	- 1994-95
2.	1031	Shelley Foster	- 1992-93
3.	1023	Jennifer Harris	- 2005-06
4.	1010	Brooke Ubelaker	- 2004-05
5.	1004	Rhonda Matzke	- 1992-93
6.	1003	Lora Westling	- 2004-05
7.	995	April Roadhouse	- 2005-06
8.	986	Stacy Neal	- 1994-95
9.	976	Jessica Aebi	- 2006-07
--		976 Brooke Ubelaker	- 2006-07
11.	975	Jennifer Hamman	- 1990-91
12.	972	Jennifer Butcher	- 1999-00
13.	971	Crystal Walker	- 2002-03
14.	967	Shelley Foster	- 1991-92
15.	965	April Roadhouse	- 2004-05
16.	962	Brooke Ubelaker	- 2005-06
17.	958	Carla Sintra	- 2004-05
18.	943	Amy Renyer	- 1991-92
19.	941	Jennifer Harris	- 2004-05
20.	940	Shelley Foster	- 1993-94
21.	930	Chauna Agosto	- 1992-93
22.	927	Nikki Olberding	- 1997-98
23.	920	Bethany McGraw	- 2002-03
24.	918	Rina Hembrough	- 1990-91
25.	913	Lisa Hoelting	- 1999-00
26.	902	Cindy Keeley	- 2006-07
--		902 Rhonda Matzke	- 1993-94
28.	893	Amy Renyer	- 1992-93
29.	892	Nikki Olberding	- 1996-97
--		892 Misty Caryl	- 1997-98

Minutes per game

LADY BLUES CAREER CAREER GAME BY GAME AT NCAA TOURNAMENT

#3 CINDY KEELEY CAREER GAME BY GAME AT NCAA TOURNAMENT

Opponent	Date	GS	Min	TOTAL		Pct	3-PTS		Pct	FT	FTA	Pct	REBOUNDS				PF	FO	A	TO	Blk	Stl	Pts	Avg	
				FG	FGA		3FG	FGA					Off	Def	Tot	Avg									
vs Northwest Missouri	03/12/04		15	1	2	.500	0	0	.000	0	0	.000	1	3	4	4.0	1	0	2	1	0	0	2	2.0	
at Drury Lady Panthers	03/13/04		15	2	4	.500	0	1	.000	0	0	.000	1	3	4	4.0	0	0	2	1	0	4	4	3.0	
vs West Texas A&M	03/11/05		23	1	2	.500	0	0	.000	0	0	.000	4	0	4	4.0	2	0	1	0	0	0	2	2.7	
vs Angelo State	03/12/05		11	0	0	.000	0	0	.000	0	0	.000	0	0	0	3.0	1	0	2	0	0	0	0	2.0	
vs Emporia State	03/14/05		3	0	0	.000	0	0	.000	0	0	.000	0	1	1	2.6	0	0	0	0	0	0	0	1.6	
vs Charleston	03/23/05		8	0	0	.000	0	0	.000	0	0	.000	2	0	2	2.5	0	0	0	0	0	0	0	1.3	
vs Central Arkansas	03/24/05		15	2	2	1.000	0	0	.000	3	4	.750	2	2	4	2.7	3	0	0	0	1	1	7	2.1	
vs Seattle Pacific	03/26/05		11	0	1	.000	0	0	.000	0	0	.000	0	1	1	2.5	1	0	0	0	0	0	0	1.9	
ST. MARY'S	03/10/06	*	16	3	3	1.000	2	2	1.000	1	1	1.000	0	1	1	2.3	2	0	1	0	0	2	9	2.7	
CENTRAL MO. ST.	03/11/06	*	36	2	5	.400	1	2	.500	3	4	.750	1	3	4	2.5	1	0	4	0	1	3	8	3.2	
EMPORIA STATE	03/13/06	*	41	1	5	.200	1	4	.250	1	2	.500	0	5	5	2.7	3	0	2	2	0	2	4	3.3	
vs Angelo State	03/09/07	*	26	2	7	.286	2	4	.500	0	0	.000	1	4	5	2.9	1	0	2	1	0	0	6	3.5	
vs West Texas A&M	03/10/07	*	29	3	6	.500	2	4	.500	1	2	.500	1	1	2	2.8	3	0	2	3	0	4	9	3.9	
Totals			5	249	17	37	.459	8	17	.471	9	13	.692	13	24	37	2.8	18	0	18	8	2	16	51	3.9

#4 AMANDA HOLMES CAREER GAME BY GAME AT NCAA TOURNAMENT

Opponent	Date	GS	Min	TOTAL		Pct	3-PTS		Pct	FT	FTA	Pct	REBOUNDS				PF	FO	A	TO	Blk	Stl	Pts	Avg	
				FG	FGA		3FG	FGA					Off	Def	Tot	Avg									
ST. MARY'S	03/10/06	*	15	3	4	.750	0	1	.000	0	0	.000	0	2	2	2.0	3	0	0	1	1	0	6	6.0	
CENTRAL MO. ST.	03/11/06	*	26	1	5	.200	0	0	.000	4	4	1.000	2	3	5	3.5	5	1	1	2	1	2	6	6.0	
EMPORIA STATE	03/13/06	*	30	3	9	.333	1	2	.500	0	0	.000	0	3	3	3.3	3	0	2	5	2	2	7	6.3	
vs Angelo State	03/09/07	*	23	3	12	.250	1	2	.500	6	8	.750	2	5	7	4.3	1	0	1	4	2	1	13	8.0	
vs West Texas A&M	03/10/07	*	28	5	12	.417	0	0	.000	3	3	1.000	5	6	11	5.6	2	0	4	2	1	0	13	9.0	
Totals			5	122	15	42	.357	2	5	.400	13	15	.867	9	19	28	5.6	14	1	8	14	7	5	45	9.0

#10 JESSICA AEBI CAREER GAME BY GAME AT NCAA TOURNAMENT

Opponent	Date	GS	Min	TOTAL		Pct	3-PTS		Pct	FT	FTA	Pct	REBOUNDS				PF	FO	A	TO	Blk	Stl	Pts	Avg
				FG	FGA		3FG	FGA					Off	Def	Tot	Avg								
ST. MARY'S	03/10/06		21	5	6	.833	4	4	1.000	0	0	.000	0	2	2	2.0	2	0	2	0	0	0	14	14.0
CENTRAL MO. ST.	03/11/06		9	0	3	.000	0	2	.000	0	1	.000	0	0	0	1.0	1	0	0	1	0	0	0	7.0
EMPORIA STATE	03/13/06		5	1	2	.500	1	2	.500	0	0	.000	0	0	0	0.7	0	0	1	1	0	0	3	5.7
vs Angelo State	03/09/07 *		27	1	4	.250	0	3	.000	2	2	1.000	0	2	2	1.0	4	0	5	1	0	0	4	5.3
vs West Texas A&M	03/10/07 *		35	3	6	.500	2	3	.667	0	2	.000	0	4	4	1.6	2	0	0	3	0	0	8	5.8
Totals			2	97	10	21	.476	7	14	.500	2	5	.400	0	8	8	1.6	9	0	8	6	0	29	5.8

#11 RENATA GERMANO CAREER GAME BY GAME AT NCAA TOURNAMENT

Opponent	Date	GS	Min	TOTAL		Pct	3-PTS		Pct	FT	FTA	Pct	REBOUNDS				PF	FO	A	TO	Blk	Stl	Pts	Avg
				FG	FGA		3FG	FGA					Off	Def	Tot	Avg								
vs Angelo State	03/09/07		5	2	3	.667	0	0	.000	0	0	.000	0	0	0	0.0	0	0	0	0	0	0	4	4.0
vs West Texas A&M	03/10/07		0	0	0	.000	0	0	.000	0	0	.000	0	0	0	0.0	0	0	0	0	0	0	0	2.0
Totals			0	5	2	3	.667	0	0	.000	0	0	.000	0	0	0	0.0	0	0	0	0	0	4	2.0

#13 JESSICA MAINZ CAREER GAME BY GAME AT NCAA TOURNAMENT

Opponent	Date	GS	Min	TOTAL		3-PTS			FT	FTA	Pct	REBOUNDS				PF	FO	A	TO	Blk	Stl	Pts	Avg	
				FG	FGA	Pct	3FG	FGA				Pct	Off	Def	Tot									Avg
ST. MARY'S	03/10/06		13	1	2	.500	0	0	.000	1	1	1.000	1	1	2	2.0	1	0	1	1	0	1	3	3.0
CENTRAL MO. ST.	03/11/06		4	1	1	1.000	0	0	.000	1	2	.500	1	0	1	1.5	1	0	0	0	0	1	3	3.0
EMPORIA STATE	03/13/06		5	0	0	.000	0	0	.000	0	2	.000	4	0	4	2.3	1	0	0	0	0	1	0	2.0
vs Angelo State	03/09/07		24	3	3	1.000	0	0	.000	0	0	.000	5	4	9	4.0	1	0	1	2	0	2	6	3.0
vs West Texas A&M	03/10/07		22	0	1	.000	0	0	.000	0	0	.000	0	0	0	3.2	3	0	2	1	0	1	0	2.4
Totals		0	68	5	7	.714	0	0	.000	2	5	.400	11	5	16	3.2	7	0	4	4	0	6	12	2.4

#15 NIKKI HOLMES CAREER GAME BY GAME AT NCAA TOURNAMENT

Opponent	Date	TOTAL			3-PTS			REBOUNDS																
		GS	Min	FG	FGA	Pct	3FG	FGA	Pct	FT	FTA	Pct	Off	Def	Tot	Avg	PF	FO	A	TO	Blk	Stl	Pts	Avg
vs Angelo State	03/09/07		13	1	5	.200	1	3	.333	0	0	.000	0	3	3	3.0	4	0	0	1	0	1	3	3.0
vs West Texas A&M	03/10/07		3	0	0	.000	0	0	.000	0	0	.000	0	1	1	2.0	0	0	0	0	0	0	0	1.5
Totals		0	16	1	5	.200	1	3	.333	0	0	.000	0	4	4	2.0	4	0	0	1	0	1	3	1.5

#20 HOLLY HENRICHS CAREER GAME BY GAME AT NCAA TOURNAMENT

Opponent	Date	GS	Min	TOTAL		3-PTS			FT	FTA	Pct	REBOUNDS				PF	FO	A	TO	Blk	Stl	Pts	Avg
				FG	FGA	Pct	3FG	FGA				Pct	Off	Def	Tot								
vs Charleston	03/23/05		0	1	1	1.000	0	0	.000	0	0	.000	0	0	0	0.0	0	0	0	0	0	2	2.0
vs Seattle Pacific	03/26/05		0	0	0	.000	0	0	.000	0	0	.000	0	0	0	0.0	0	0	0	0	0	0	1.0
ST. MARY'S	03/10/06		4	0	0	.000	0	0	.000	0	0	.000	0	0	0	0.0	1	0	0	1	0	0	0.7
vs Angelo State	03/09/07		5	0	0	.000	0	0	.000	0	0	.000	0	0	0	0.0	0	0	0	0	0	0	0.5
vs West Texas A&M	03/10/07		0	0	0	.000	0	0	.000	0	0	.000	0	0	0	0.0	0	0	0	0	0	0	0.4
Totals		0	9	1	1	1.000	0	0	.000	0	0	.000	0	0	0	0.0	1	0	0	1	0	0	0.4



#23 STEPHANIE WITTMAN CAREER GAME BY GAME AT NCAA TOURNAMENT

Opponent	Date	GS	Min	TOTAL			3-PTS			FT	FTA	Pct	REBOUNDS				PF	FO	A	TO	Blk	Stl	Pts	Avg
				FG	FGA	Pct	3FG	FGA	Pct				Off	Def	Tot	Avg								
ST. MARY'S	03/10/06		5	0	2	.000	0	1	.000	2	2	1.000	0	2	2	2.0	1	0	2	1	0	0	2	2.0
vs Angelo State	03/09/07		5	0	2	.000	0	0	.000	0	0	.000	0	0	0	1.0	1	0	0	0	0	0	0	1.0
vs West Texas A&M	03/10/07		0	0	0	.000	0	0	.000	0	0	.000	0	0	0	0.7	0	0	0	0	0	0	0	0.7
Totals		0	10	0	4	.000	0	1	.000	2	2	1.000	0	2	2	0.7	2	0	2	1	0	0	2	0.7

#25 MEGAN SULLIVAN CAREER GAME BY GAME AT NCAA TOURNAMENT

Opponent	Date	GS	Min	TOTAL			3-PTS			FT	FTA	Pct	REBOUNDS				PF	FO	A	TO	Blk	Stl	Pts	Avg
				FG	FGA	Pct	3FG	FGA	Pct				Off	Def	Tot	Avg								
vs Northwest Missouri	03/12/04		2	1	2	.500	0	0	.000	0	0	.000	0	0	0	0.0	0	0	0	0	0	0	2	2.0
at Drury Lady Panthers	03/13/04		4	0	0	.000	0	0	.000	1	2	.500	0	0	0	0.0	0	0	0	0	0	0	1	1.5
vs West Texas A&M	03/11/05		13	5	5	1.000	0	0	.000	0	1	.000	1	0	1	0.3	0	0	0	1	0	0	10	4.3
vs Angelo State	03/12/05		7	1	2	.500	0	0	.000	0	0	.000	0	1	1	0.5	2	0	0	0	0	0	2	3.8
vs Emporia State	03/14/05		18	0	1	.000	0	0	.000	0	0	.000	1	1	2	0.8	1	0	1	2	0	0	0	3.0
vs Charleston	03/23/05		9	0	2	.000	0	0	.000	0	0	.000	0	2	2	1.0	0	0	0	2	0	0	0	2.5
vs Central Arkansas	03/24/05		13	3	4	.750	0	0	.000	0	5	.000	1	1	2	1.1	0	0	0	0	0	1	6	3.0
vs Seattle Pacific	03/26/05		12	2	2	1.000	0	0	.000	0	0	.000	0	3	3	1.4	2	0	1	1	0	2	4	3.1
vs Angelo State	03/09/07 *		18	4	6	.667	0	0	.000	2	2	1.000	0	4	4	1.7	1	0	0	0	0	1	10	3.9
vs West Texas A&M	03/10/07 *		21	2	4	.500	0	0	.000	0	0	.000	2	2	4	1.9	3	0	0	0	0	0	4	3.9
Totals		2	117	18	28	.643	0	0	.000	3	10	.300	5	14	19	1.9	9	0	2	6	0	4	39	3.9

#32 BROOKE UBELAKER CAREER GAME BY GAME AT NCAA TOURNAMENT

Opponent	Date	GS	Min	TOTAL			3-PTS			FT	FTA	Pct	REBOUNDS				PF	FO	A	TO	Blk	Stl	Pts	Avg
				FG	FGA	Pct	3FG	FGA	Pct				Off	Def	Tot	Avg								
vs Northwest Missouri	03/12/04 *		32	7	15	.467	4	6	.667	7	9	.778	2	10	12	12.0	2	1	1	2	0	1	25	25.0
at Drury Lady Panthers	03/13/04 *		23	2	7	.286	1	2	.500	0	0	.000	2	1	3	7.5	3	0	0	3	0	0	5	15.0
vs West Texas A&M	03/11/05 *		28	3	7	.429	1	3	.333	2	4	.500	0	1	1	5.3	2	0	0	1	0	1	9	13.0
vs Angelo State	03/12/05 *		32	7	10	.700	5	7	.714	4	5	.800	3	5	8	6.0	3	0	3	2	0	0	23	15.5
vs Emporia State	03/14/05 *		36	6	13	.462	3	8	.375	0	0	.000	1	5	6	6.0	0	0	0	0	0	2	15	15.4
vs Charleston	03/23/05 *		35	2	12	.167	1	8	.125	1	1	1.000	3	6	9	6.5	2	0	1	4	1	1	6	13.8
vs Central Arkansas	03/24/05 *		24	0	8	.000	0	4	.000	0	0	.000	2	7	9	6.9	2	0	2	1	0	1	0	11.9
vs Seattle Pacific	03/26/05 *		35	6	14	.429	3	10	.300	5	6	.833	0	6	6	6.8	2	0	1	1	0	3	20	12.9
ST. MARY'S	03/10/06 *		26	4	11	.364	1	4	.250	7	8	.875	2	3	5	6.6	1	0	1	5	1	3	16	13.2
CENTRAL MO. ST.	03/11/06 *		36	4	9	.444	3	7	.429	0	0	.000	0	3	3	6.2	3	0	0	2	0	1	11	13.0
EMPORIA STATE	03/13/06 *		43	3	11	.273	1	6	.167	2	2	1.000	0	5	5	6.1	1	0	0	3	1	3	9	12.6
vs Angelo State	03/09/07 *		27	5	6	.833	3	4	.750	3	4	.750	1	1	2	5.8	1	0	2	2	1	2	16	12.9
vs West Texas A&M	03/10/07 *		36	6	14	.429	3	10	.300	0	2	.000	2	7	9	6.0	0	0	5	2	0	1	15	13.1
Totals		13	413	55	137	.401	29	79	.367	31	41	.756	18	60	78	6.0	22	1	16	28	4	19	170	13.1

WASHBURN LADY BLUES CAREER STATS VS NCAA TOURNAMENT TEAMS

VS NO. 1 SEED MISSOURI WESTERN

No.	Name	GP	GS	Min	Avg	FG	FGA	PCT	3FG	3FGA	PCT	FT	FTA	PCT	OFF	DEF	TOT	AVG	PF	FO	A	TO	BLK	ST	PTS	AVG
32	Ubelaker,Brooke	11	11	351	31.9	63	124	.508	19	51	.373	23	29	.793	23	55	78	7.1	13	0	19	19	1	13	168	15.3
04	Holmes,Amanda	6	4	138	23.0	26	62	.419	1	5	.200	16	24	.667	8	25	33	5.5	17	1	3	14	7	5	69	11.5
21	Stiger,Corkey	3	0	73	24.3	14	41	.341	4	18	.222	1	4	.250	3	8	11	3.7	2	0	15	11	0	5	33	11.0
10	Aebi,Jessica	6	3	148	24.7	9	19	.474	5	11	.455	8	8	1.000	0	14	14	2.3	5	0	6	9	0	2	31	5.2
25	Sullivan,Megan	10	5	143	14.3	19	41	.463	0	0	.000	7	13	.538	10	24	34	3.4	18	0	4	13	1	6	45	4.5
03	Keeley,Cindy	11	7	261	23.7	17	34	.500	4	14	.286	4	6	.667	11	22	33	3.0	24	1	19	11	1	5	42	3.8
13	Mainz,Jessica	4	0	62	15.5	5	7	.714	0	0	.000	5	11	.455	5	7	12	3.0	2	0	4	4	0	4	15	3.8
15	Holmes,Nikki	3	0	7	2.3	2	3	.667	0	1	.000	0	0	.000	0	0	0	0.0	1	0	0	2	0	1	4	1.3
11	Germano,Renata	2	0	4	2.0	1	1	1.000	0	0	.000	0	0	.000	1	0	1	0.5	0	0	0	1	1	0	2	1.0
20	Henrichs,Holly	2	0	2	1.0	0	0	.000	0	0	.000	0	0	.000	0	0	0	0.0	0	0	0	0	0	0	0	0.0
23	Wittman,Stephanie	1	0	1	1.0	0	0	.000	0	0	.000	0	0	.000	0	0	0	0.0	0	0	0	0	0	0	0	0.0

VS NO. 2 SEED WEST TEXAS A&M

No.	Name	GP	GS	Min	Avg	FG	FGA	PCT	3FG	3FGA	PCT	FT	FTA	PCT	OFF	DEF	TOT	AVG	PF	FO	A	TO	BLK	ST	PTS	AVG
32	Ubelaker,Brooke	2	2	63	31.5	8	19	.421	2	8	.250	8	12	.667	5	5	10	5.0	4	0	1	3	0	3	26	13.0
25	Sullivan,Megan	2	1	36	18.0	9	13	.692	0	0	.000	1	3	.333	3	3	6	3.0	2	0	0	1	1	2	19	9.5
10	Aebi,Jessica	1	0	11	11.0	3	5	.600	0	2	.000	0	0	.000	0	0	0	0.0	2	0	0	1	0	0	6	6.0
03	Keeley,Cindy	2	1	53	26.5	1	3	.333	0	0	.000	0	0	.000	6	1	7	3.5	6	0	5	2	0	1	2	1.0
04	Holmes,Amanda	1	0	5	5.0	0	1	.000	0	0	.000	0	0	.000	0	2	2	2.0	1	0	0	1	0	1	0	0.0

VS NO. 4 SEED TEXAS A&M-COMMERCE

No.	Name	GP	GS	Min	Avg	FG	FGA	PCT	3FG	3FGA	PCT	FT	FTA	PCT	OFF	DEF	TOT	AVG	PF	FO	A	TO	BLK	ST	PTS	AVG	
<i>no one on Washburn's roster has played against Texas A&M-Commerce</i>																											

VS NO. 5 SEED EMPORIA STATE

No.	Name	GP	GS	Min	Avg	FG	FGA	PCT	3FG	3FGA	PCT	FT	FTA	PCT	OFF	DEF	TOT	AVG	PF	FO	A	TO	BLK	ST	PTS	AVG
21	Stiger,Corkey	3	0	82	27.3	14	38	.368	7	17	.412	3	4	.750	7	8	15	5.0	5	0	12	7	1	4	38	12.7
32	Ubelaker,Brooke	12	12	383	31.9	56	126	.444	17	56	.304	20	22	.909	19	51	70	5.8	21	0	12	13	5	15	149	12.4
04	Holmes,Amanda	6	4	127	21.2	17	49	.347	1	5	.200	22	24	.917	8	21	29	4.8	14	1	10	15	7	6	57	9.5
10	Aebi,Jessica	6	3	137	22.8	12	33	.364	7	13	.538	4	4	1.000	1	7	8	1.3	7	0	13	9	0	4	35	5.8
03	Keeley,Cindy	12	6	251	20.9	14	34	.412	6	19	.316	16	24	.667	9	18	27	2.3	21	0	18	7	6	19	50	4.2
13	Mainz,Jessica	4	0	62	15.5	3	7	.429	1	1	1.000	7	11	.636	8	4	12	3.0	8	0	2	1	1	4	14	3.5
25	Sullivan,Megan	9	5	169	18.8	14	41	.341	0	0	.000	2	6	.333	12	25	37	4.1	14	0	20	8	4	1	30	3.3
15	Holmes,Nikki	3	0	13	4.3	3	5	.600	0	0	.000	2	2	1.000	0	1	1	0.3	1	0	0	0	1	1	8	2.7
11	Germano,Renata	1	0	2	2.0	0	0	.000	0	0	.000	0	2	.000	0	0	0	0.0	1	0	0	0	0	0	0	0.0

VS NO. 6 SEED ANGELO STATE

No.	Name	GP	GS	Min	Avg	FG	FGA	PCT	3FG	3FGA	PCT	FT	FTA	PCT	OFF	DEF	TOT	AVG	PF	FO	A	TO	BLK	ST	PTS	AVG
32	Ubelaker,Brooke	1	1	32	32.0	7	10	.700	5	7	.714	4	5	.800	3	5	8	8.0	3	0	3	2	0	0	23	23.0
25	Sullivan,Megan	1	0	7	7.0	1	2	.500	0	0	.000	0	0	.000	0	1	1	1.0	2	0	0	0	0	0	2	2.0
03	Keeley,Cindy	1	0	11	11.0	0	0	.000	0	0	.000	0	0	.000	0	0	0	0.0	1	0	2	0	0	0	0	0.0

VS NO. 7 SEED NORTHWEST MISSOURI

No.	Name	GP	GS	Min	Avg	FG	FGA	PCT	3FG	3FGA	PCT	FT	FTA	PCT	OFF	DEF	TOT	AVG	PF	FO	A	TO	BLK	ST	PTS	AVG
32	Ubelaker,Brooke	10	10	271	27.1	63	105	.600	25	49	.510	23	28	.821	17	43	60	6.0	12	1	11	14	1	8	174	17.4
21	Stiger,Corkey	2	0	52	26.0	13	27	.481	4	12	.333	2	2	1.000	4	6	10	5.0	1	0	6	6	1	3	32	16.0
10	Aebi,Jessica	4	2	88	22.0	16	32	.500	5	17	.294	2	2	1.000	1	7	8	2.0	7	0	7	8	0	3	39	9.8
11	Germano,Renata	1	0	17	17.0	2	3	.667	0	0	.000	3	4	.750	1	2	3	3.0	3	0	1	1	2	0	7	7.0
04	Holmes,Amanda	4	2	64	16.0	10	33	.303	2	7	.286	4	5	.800	7	14	21	5.3	7	0	1	5	3	2	26	6.5
15	Holmes,Nikki	2	0	21	10.5	5	10	.500	0	3	.000	1	3	.333	1	4	5	2.5	3	0	3	2	1	0	11	5.5
25	Sullivan,Megan	8	4	119	14.9	16	33	.485	0	1	.000	3	4	.750	17	15	32	4.0	13	0	10	8	4	4	35	4.4
03	Keeley,Cindy	10	4	187	18.7	14	36	.389	4	16	.250	4	5	.800	14	14	28	2.8	15	0	25	9	5	7	36	3.6
13	Mainz,Jessica	3	0	52	17.3	3	6	.500	0	0	.000	0	3	.000	7	5	12	4.0	2	0	4	3	1	1	6	2.0
23	Wittman,Stephanie	2	0	8	4.0	1	4	.250	1	2	.500	0	0	.000	0	0	0	0.0	0	0	0	1	0	0	3	1.5
20	Henrichs,Holly	4	0	9	2.3	0	0	.000	0	0	.000	0	0	.000	0	0	0	0.0	0	0	1	0	0	1	0	0.0

VS NO. 8 SEED MONTANA STATE-BILLINGS

No.	Name	GP	GS	Min	Avg	FG	FGA	PCT	3FG	3FGA	PCT	FT	FTA	PCT	OFF	DEF	TOT	AVG	PF	FO	A	TO	BLK	ST	PTS	AVG	
<i>no one on Washburn's roster has played against Montana State-Billings</i>																											



All-Time Lady Blues Stats in NCAA Tournament

Name	GP	GS	Min	Avg	FG	FGA	PCT	3FG	3FGA	PCT	FT	FTA	PCT	OFF	DEF	TOT	AVG	PF	FO	A	TO	BLK	ST	PTS	AVG	
Harris,Jennifer	8	8	248	31.0	68	145	.469	11	44	.250	31	45	.689	12	38	50	6.3	14	0	33	24	3	16	178	22.3	
Walker,Crystal	5	5	156	31.2	38	78	.487	1	1	1.000	29	38	.763	14	24	38	7.6	10	0	8	5	2	12	106	21.2	
Mueller,Laura	3	3	87	29.0	23	40	.575	0	0	.000	8	11	.727	2	14	16	5.3	11	0	0	10	4	1	54	18.0	
Olberding,Nikki	2	2	74	37.0	13	26	.500	2	2	1.000	6	6	1.000	3	6	9	4.5	3	0	5	4	0	2	34	17.0	
Hamman,Jennifer	1	1	34	34.0	8	14	.571	0	0	.000	0	0	.000	1	2	3	3.0	1	0	3	3	0	0	16	16.0	
Matzke,Rhonda	5	5	181	36.2	27	58	.466	6	22	.273	17	24	.708	5	13	18	3.6	6	0	12	19	1	6	77	15.4	
Foster,Shelley	10	10	323	32.3	54	116	.466	3	9	.333	38	44	.864	17	34	51	5.1	33	1	21	26	1	18	149	14.9	
Sintra,Carla	8	8	227	28.4	36	81	.444	1	1	1.000	32	41	.780	10	50	60	7.5	24	1	10	30	6	10	105	13.1	
Ubelaker,Brooke	13	13	413	31.8	55	137	.401	29	79	.367	31	41	.756	18	60	78	6.0	22	1	16	28	4	19	170	13.1	
Neal,Stacy	2	2	75	37.5	8	18	.444	6	13	.462	4	4	1.000	1	4	5	2.5	6	0	3	1	0	4	26	13.0	
Renyer,Amy	7	7	230	32.9	33	74	.446	4	12	.333	18	22	.818	14	40	54	7.7	17	1	22	15	0	16	88	12.6	
Goeglein,Carissa	5	5	145	29.0	24	52	.462	1	6	.167	10	11	.909	8	14	22	4.4	12	1	9	11	0	4	59	11.8	
Rivers,Juwanna	8	1	165	20.6	28	51	.549	9	17	.529	19	23	.826	10	25	35	4.4	18	2	19	17	1	10	84	10.5	
Chapman,Kristy	5	1	94	18.8	17	44	.386	6	21	.286	9	11	.818	4	6	10	2.0	10	0	8	12	1	4	49	9.8	
Pozin,Sharon	4	2	78	19.5	18	33	.545	0	0	.000	3	5	.600	5	18	23	5.8	9	1	6	3	1	2	39	9.8	
Holmes,Amanda	5	5	122	24.4	15	42	.357	2	5	.400	13	15	.867	9	19	28	5.6	14	1	8	14	7	5	45	9.0	
Westling,Lora	13	12	345	26.5	40	107	.374	21	64	.328	13	18	.722	16	36	52	4.0	27	1	33	21	5	12	114	8.8	
Stiger,Corkey	2	0	53	26.5	6	18	.333	1	6	.167	4	6	.667	1	4	5	2.5	1	0	3	2	0	0	17	8.5	
Magrath,Kelli	1	0	21	21.0	3	5	.600	0	0	.000	2	3	.667	2	6	8	8.0	3	0	3	0	0	0	8	8.0	
Agosto,Chauna	10	10	322	32.2	26	55	.473	0	2	.000	22	30	.733	10	37	47	4.7	30	0	42	37	0	21	74	7.4	
Kranz,Lisa	7	2	134	19.1	14	32	.438	0	0	.000	14	27	.519	9	24	33	4.7	16	0	12	5	0	5	42	6.0	
Aebi,Jessica	5	2	97	19.4	10	21	.476	7	14	.500	2	5	.400	0	8	8	1.6	9	0	8	6	0	0	29	5.8	
Beam,Jannica	7	4	170	24.3	16	35	.457	0	0	.000	8	13	.615	12	22	34	4.9	11	0	12	9	9	1	40	5.7	
Diehl,Maggie	1	0	7	7.0	2	5	.400	0	0	.000	1	2	.500	1	1	2	2.0	1	0	0	1	0	0	5	5.0	
Hembrough,Rina	1	1	31	31.0	1	5	.200	1	3	.333	2	2	1.000	1	2	3	3.0	2	0	1	4	0	1	5	5.0	
Ingram,Ineke	4	0	33	8.3	9	18	.500	0	1	.000	1	2	.500	2	4	6	1.5	5	0	0	5	0	0	19	4.8	
McGrath,Kelli	3	3	87	29.0	5	15	.333	0	1	.000	3	4	.750	4	10	14	4.7	4	0	10	5	0	1	13	4.3	
Fisher,Beth	9	1	172	19.1	16	38	.421	0	0	.000	5	14	.357	9	14	23	2.6	18	0	14	17	4	7	37	4.1	
St. Cyr,Jovanae	1	1	24	24.0	1	3	.333	0	0	.000	2	2	1.000	2	1	3	3.0	1	0	0	4	0	1	4	4.0	
Keeley,Cindy	13	5	249	19.2	17	37	.459	8	17	.471	9	13	.692	13	24	37	2.8	18	0	18	8	2	16	51	3.9	
Sullivan,Megan	10	2	117	11.7	18	28	.643	0	0	.000	3	10	.300	5	14	19	1.9	9	0	2	6	0	4	39	3.9	
Lett,Michelle	2	0	40	20.0	3	10	.300	0	0	.000	1	2	.500	1	9	10	5.0	5	0	1	5	0	0	7	3.5	
Roadhouse,April	15	11	432	28.8	14	41	.341	5	18	.278	14	17	.824	7	41	48	3.2	25	0	43	21	12	23	47	3.1	
Hooker,Kaydi	1	0	4	4.0	1	2	.500	1	2	.500	0	0	.000	1	1	2	2.0	0	0	0	1	0	0	3	3.0	
Becker,Renee	2	0	16	8.0	3	5	.600	0	0	.000	0	1	.000	1	0	1	0.5	2	0	0	1	0	0	6	3.0	
Garrett,Alison	4	2	68	17.0	4	9	.444	3	6	.500	1	2	.500	2	0	2	0.5	4	0	2	4	1	1	12	3.0	
Samardziska,Bojana	3	0	44	14.7	2	5	.400	0	0	.000	4	8	.500	5	6	11	3.7	4	0	2	2	4	0	8	2.7	
McGraw,Bethany	5	5	131	26.2	4	10	.400	4	6	.667	1	3	.333	3	15	18	3.6	15	0	9	13	0	2	13	2.6	
Caryl,Misty	2	0	23	11.5	1	2	.500	0	0	.000	3	4	.750	0	4	4	2.0	3	0	2	2	0	0	5	2.5	
Rettiger,Elena	4	2	38	9.5	5	15	.333	0	1	.000	0	2	.000	1	3	4	1.0	8	1	1	3	0	3	10	2.5	
Mainz,Jessica	5	0	68	13.6	5	7	.714	0	0	.000	2	5	.400	11	5	16	3.2	7	0	4	4	0	6	12	2.4	
Moddelmog,Linsey	1	0	7	7.0	1	1	1.000	0	0	.000	0	0	.000	0	0	0	0.0	2	0	2	2	0	0	2	2.0	
Germano,Renata	2	0	5	2.5	2	3	.667	0	0	.000	0	0	.000	0	0	0	0.0	0	0	0	0	0	0	4	2.0	
Menard,Erin	6	0	36	6.0	4	17	.235	3	14	.214	0	0	.000	0	0	0	0.0	3	0	1	0	1	2	11	1.8	
Holmes,Nikki	2	0	16	8.0	1	5	.200	1	3	.333	0	0	.000	0	4	4	2.0	4	0	0	1	0	1	3	1.5	
Czarnecka,Gosia	5	4	134	26.8	2	13	.154	1	4	.250	2	5	.400	3	10	13	2.6	6	0	10	7	0	4	7	1.4	
Ricke,Melissa	2	0	4	2.0	0	1	.000	0	1	.000	2	2	1.000	0	0	0	0.0	0	0	0	1	0	0	2	1.0	
Minor,Lakeisha	4	0	23	5.8	2	4	.500	0	1	.000	0	1	.000	2	0	2	0.5	2	0	2	2	0	1	4	1.0	
Alex,Monique	1	0	11	11.0	0	4	.000	0	0	.000	1	2	.500	1	0	1	1.0	5	1	1	0	0	2	1	1.0	
Whitfield,Montoya	2	0	16	8.0	1	5	.200	0	0	.000	0	1	.000	0	2	2	1.0	6	0	1	0	2	0	2	1.0	
Cunninghman,Julie	2	0	18	9.0	1	3	.333	0	0	.000	0	0	.000	3	4	7	3.5	0	0	1	0	0	0	2	1.0	
Poell,Angie	2	0	14	7.0	0	1	.000	0	0	.000	2	2	1.000	1	1	2	1.0	2	0	1	3	0	2	2	1.0	
McHenry,Dani	15	0	145	9.7	4	12	.333	0	1	.000	3	4	.750	10	11	21	1.4	18	0	9	6	3	2	11	0.7	
Wittman,Stephanie	3	0	10	3.3	0	4	.000	0	1	.000	2	2	1.000	0	2	2	0.7	2	0	2	1	0	0	2	0.7	
Henrichs,Holly	5	0	9	1.8	1	1	1.000	0	0	.000	0	0	.000	0	0	0	0.0	1	0	0	1	0	0	2	0.4	
Dodge,Jennifer	1	0	7	7.0	0	0	.000	0	0	.000	0	0	.000	0	0	0	0.0	1	0	0	0	0	0	0	0.0	
Turgeon,Jennifer	1	0	2	2.0	0	0	.000	0	0	.000	0	0	.000	0	0	0	0.0	0	0	1	1	0	0	0	0.0	
Redman,Erica	1	0	1	1.0	0	0	.000	0	0	.000	0	0	.000	0	0	0	0.0	0	0	0	0	0	0	0	0.0	
Ahlstedt,Diana	1	0	7	7.0	0	1	.000	0	1	.000	0	0	.000	0	0	0	0.0	3	0	2	0	0	1	0	0.0	
Watkins,Sharina	1	0	1	1.0	0	0	.000	0	0	.000	0	0	.000	0	0	0	0.0	0	0	0	0	0	0	0	0.0	
Moore,Latasha	1	0	2	2.0	0	2	.000	0	1	.000	0	0	.000	0	0	0	0.0	0	0	0	0	0	0	0	0.0	
Lewis,Kristi	1	0	3	3.0	0	1	.000	0	0	.000	0	0	.000	1	0	1	1.0	0	0	0	1	0	0	0	0.0	
Mueller,Rebekah	1	0	1	1.0	0	0	.000	0	0	.000	0	0	.000	0	0	0	0.0	0	0	0	0	0	0	0	0.0	
TEAM.....														27	36	63	3.3	0			4					
Total.....	29					710	1615	.440	137	400	.343	397	555	.715	300	728	1028	35.4	493	12	438	438	74	248	1954	67.4
Opponents.....	29					645	1670	.386	124	417	.297	393	528	.744	339	674	1013	34.9	505	18	300	480	74	200	1807	62.3

POINTS	G	Pts	Pts/G
Harris, Jennifer-WU	8	178	22.3
Ubelaker, Brooke-WU	13	170	13.1
Foster, Shelley-WU	10	149	14.9
Westling, Lora-WU	13	114	8.8
Walker, Crystal-WU	5	106	21.2
Sintra, Carla-WU	8	105	13.1
Renyer, Amy-WU	7	88	12.6
Rivers, Juwanna-WU	8	84	10.5
Matzke, Rhonda-WU	5	77	15.4
Agosto, Chauna-WU	10	74	7.4
Goeglein, Carissa-WU	5	59	11.8
Mueller, Laura-WU	3	54	18.0

SCORING AVERAGE	G	Pts	Avg/G
Harris, Jennifer-WU	8	178	22.3
Walker, Crystal-WU	5	106	21.2
Mueller, Laura-WU	3	54	18.0
Olberding, Nikki-WU	2	34	17.0
Hamman, Jennifer-WU	1	16	16.0
Matzke, Rhonda-WU	5	77	15.4
Foster, Shelley-WU	10	149	14.9
Sintra, Carla-WU	8	105	13.1
Ubelaker, Brooke-WU	13	170	13.1
Neal, Stacy-WU	2	26	13.0
Renyer, Amy-WU	7	88	12.6
Goeglein, Carissa-WU	5	59	11.8

FG PERCENTAGE	FG	ATT	Pct
Mainz, Jessica-WU	5	7	.714
Sullivan, Megan-WU	18	28	.643
Mueller, Laura-WU	23	40	.575
Hamman, Jennifer-WU	8	14	.571
Rivers, Juwanna-WU	28	51	.549
Pozin, Sharon-WU	18	33	.545
Ingram, Ineke-WU	9	18	.500
Olberding, Nikki-WU	13	26	.500
Walker, Crystal-WU	38	78	.487
Aebi, Jessica-WU	10	21	.476
Agosto, Chauna-WU	26	55	.473
Harris, Jennifer-WU	68	145	.469

FIELD GOAL ATTEMPTS	G	Att	Att/G
Harris, Jennifer-WU	8	145	18.1
Ubelaker, Brooke-WU	13	137	10.5
Foster, Shelley-WU	10	116	11.6
Westling, Lora-WU	13	107	8.2
Sintra, Carla-WU	8	81	10.1

FIELD GOALS MADE	G	Made	M/G
Harris, Jennifer-WU	8	68	8.5
Ubelaker, Brooke-WU	13	55	4.2
Foster, Shelley-WU	10	54	5.4
Westling, Lora-WU	13	40	3.1
Walker, Crystal-WU	5	38	7.6

3-POINT PERCENTAGE (min.3)3FG	ATT	Pct
McGraw, Bethany-WU	4	.667
Rivers, Juwanna-WU	9	.529
Garrett, Alison-WU	3	.500
Aebi, Jessica-WU	7	.500
Keeley, Cindy-WU	8	.471
Neal, Stacy-WU	6	.462
Ubelaker, Brooke-WU	29	.367
Foster, Shelley-WU	3	.333
Renyer, Amy-WU	4	.333
Westling, Lora-WU	21	.328
Chapman, Kristy-WU	6	.286
Roadhouse, April-WU	5	.278

3-POINT FG ATTEMPTS	G	Att	Att/G
Ubelaker, Brooke-WU	13	79	6.1
Westling, Lora-WU	13	64	4.9
Harris, Jennifer-WU	8	44	5.5
Matzke, Rhonda-WU	5	22	4.4
Chapman, Kristy-WU	5	21	4.2

3-POINT FGS MADE	G	Made	M/G
Ubelaker, Brooke-WU	13	29	2.2
Westling, Lora-WU	13	21	1.6
Harris, Jennifer-WU	8	11	1.4
Rivers, Juwanna-WU	8	9	1.1
Keeley, Cindy-WU	13	8	0.6

FT PERCENTAGE (min. 4)	FT	ATT	Pct
Olberding, Nikki-WU	6	6	1.000
Neal, Stacy-WU	4	4	1.000
Goeglein, Carissa-WU	10	11	.909
Holmes, Amanda-WU	13	15	.867
Foster, Shelley-WU	38	44	.864
Rivers, Juwanna-WU	19	23	.826
Roadhouse, April-WU	14	17	.824
Chapman, Kristy-WU	9	11	.818
Renyer, Amy-WU	18	22	.818
Sintra, Carla-WU	32	41	.780
Walker, Crystal-WU	29	38	.763
Ubelaker, Brooke-WU	31	41	.756

FREE THROW ATTEMPTS	G	Att	Att/G
Harris, Jennifer-WU	8	45	5.6
Foster, Shelley-WU	10	44	4.4
Ubelaker, Brooke-WU	13	41	3.2
Sintra, Carla-WU	8	41	5.1
Walker, Crystal-WU	5	38	7.6

FREE THROWS MADE	G	Made	M/G
Harris, Jennifer-WU	8	31	3.9
Ubelaker, Brooke-WU	13	31	2.4
Foster, Shelley-WU	10	38	3.8
Westling, Lora-WU	13	13	1.0
Walker, Crystal-WU	5	29	5.8
Sintra, Carla-WU	8	32	4.0

REBOUNDS	G	Reb	Reb/G
Ubelaker, Brooke-WU	13	78	6.0
Sintra, Carla-WU	8	60	7.5
Renyer, Amy-WU	7	54	7.7
Westling, Lora-WU	13	52	4.0
Foster, Shelley-WU	10	51	5.1

REBOUND AVERAGE	G	Reb	Avg/G
Renyer, Amy-WU	7	54	7.7
Walker, Crystal-WU	5	38	7.6
Sintra, Carla-WU	8	60	7.5
Harris, Jennifer-WU	8	50	6.3

ASSISTS	G	No.	A/G
Roadhouse, April	15	43	2.9
Agosto, Chauna	10	42	4.2
Harris, Jennifer	8	33	4.1
Westling, Lora	13	33	2.5
Renyer, Amy	7	22	3.1

STEALS	G	No.	S/G
Roadhouse, April-WU	15	23	1.5
Agosto, Chauna-WU	10	21	2.1
Ubelaker, Brooke-WU	13	19	1.5
Foster, Shelley-WU	10	18	1.8
Renyer, Amy-WU	7	16	2.3
Keeley, Cindy-WU	13	16	1.2
Harris, Jennifer-WU	8	16	2.0

OFFENSIVE REBOUNDS	G	No.	Avg/G
Ubelaker, Brooke-WU	13	18	1.4
Foster, Shelley-WU	10	17	1.7
Westling, Lora-WU	13	16	1.2
Renyer, Amy-WU	7	14	2.0
Walker, Crystal-WU	5	14	2.8

DEFENSIVE REBOUNDS	G	No.	Avg/G
Ubelaker, Brooke-WU	13	60	4.6
Sintra, Carla-WU	8	50	6.3
Roadhouse, April-WU	15	41	2.7
Renyer, Amy-WU	7	40	5.7
Harris, Jennifer-WU	8	38	4.8

BLOCKED SHOTS	G	No.	Blk/G
Roadhouse, April-WU	15	12	0.8
Ubelaker, Brooke-WU	7	9	1.3
Holmes, Amanda-WU	5	7	1.4
Sintra, Carla-WU	8	6	0.8
Westling, Lora-WU	13	5	0.4

MINUTES	G	No.	Min/G
Roadhouse, April-WU	15	432	28.8
Ubelaker, Brooke-WU	13	413	31.8
Westling, Lora-WU	13	345	26.5
Foster, Shelley-WU	10	323	32.3
Agosto, Chauna-WU	10	322	32.2

FOULS	G	No.	Per/G
Foster, Shelley-WU	10	33	3.3
Agosto, Chauna-WU	10	30	3.0
Westling, Lora-WU	13	27	2.1
Roadhouse, April-WU	15	25	1.7
Sintra, Carla-WU	8	24	3.0

FOULOUTS	G	No.
Rivers, Juwanna-WU	8	2
Sintra, Carla-WU	8	1
Westling, Lora-WU	13	1
Renyer, Amy-WU	7	1
Ubelaker, Brooke-WU	13	1
Goeglein, Carissa-WU	5	1
Rettiger, Elena-WU	4	1
Pozin, Sharon-WU	4	1
Foster, Shelley-WU	10	1
Holmes, Amanda-WU	5	1
Alex, Monique-WU	1	1

GAMES PLAYED	
Roadhouse, April	15
McHenry, Dani	15
Ubelaker, Brooke	13
Westling, Lora	13
Keeley, Cindy	13
Foster, Shelley	10
Agosto, Chauna	10
Sullivan, Megan	10
Fisher, Beth	9
Harris, Jennifer	8
Sintra, Carla	8
Rivers, Juwanna	8

GAMES STARTED	
Ubelaker, Brooke	13
Westling, Lora	12
Roadhouse, April	11
Foster, Shelley	10
Agosto, Chauna	10
Harris, Jennifer	8
Sintra, Carla	8
Renyer, Amy	7
Walker, Crystal	5
Matzke, Rhonda	5
Goeglein, Carissa	5
Holmes, Amanda	5
Keeley, Cindy	5
McGraw, Bethany	5

POINTS	92	vs St. Mary's (03/10/06)
FG MADE	32	vs Abilene Christian (03/08/94)
	32	vs Indiana/Purdue-Fort Wayne (03/13/92)
FG ATTEMPTS	64	vs Midwestern State (03/14/03)
FG PERCENTAGE	.563 (27-48)	vs Missouri Southern (03/13/93)
3 PT FG MADE	13	vs St. Mary's (03/10/06)
3 PT FG ATTEMPTS	27	vs Seattle Pacific (03/26/05)
3 PT FG PERCENTAGE	.750 (3-4)	vs Missouri Western (03/11/94)
FT MADE	24	vs Michigan Tech (03/20/93)
FT ATTEMPTS	30	vs Michigan Tech (03/20/93)
	30	vs Missouri Southern (03/13/93)
FT PERCENTAGE	1.000 (13-13)	vs West Texas A&M (03/10/95)
	1.000 (6-6)	vs Northern Kentucky (03/26/03)
REBOUNDS	48	vs Central Arkansas (03/24/05)
ASSISTS	23	vs St. Mary's (03/10/06)
	23	vs Abilene Christian (03/08/94)
STEALS	18	vs Abilene Christian (03/08/94)
BLOCKED SHOTS	8	vs Missouri Southern (03/13/93)
TURNOVERS	23	vs Southeastern Oklahoma (03/07/02)
FOULS	24	vs Indiana/Purdue-Fort Wayne (03/13/92)

POINTS	33	Harris, Jennifer vs Central Mo. St. (03/11/06)
FIELD GOALS MADE	14	Walker, Crystal vs Midwestern State (03/14/03)
FIELD GOAL ATT	30	Harris, Jennifer vs Emporia State (03/13/06)
FG PCT (min 5)	1.000 (5-5)	Sullivan, Megan vs West Texas A&M (03/11/05)
3 PT FG MADE	5	Ubelaker, Brooke vs Angelo State (03/12/05)
3 PT FG ATTEMPTS	10	Ubelaker, Brooke vs West Texas A&M (03/10/07)
	10	Ubelaker, Brooke vs Seattle Pacific (03/26/05)
	10	Chapman, Kristy vs Northern Kentucky (03/26/03)
3-PT FG PCT (min 2)	1.000 (4-4)	Aebi, Jessica vs St. Mary's (03/10/06)
FREE THROWS MADE	11	Harris, Jennifer vs Emporia State (03/14/05)
	11	Sintra, Carla vs Angelo State (03/12/05)
FREE THROW ATT	14	Harris, Jennifer vs Emporia State (03/14/05)
FT PCT (min 8 made)	1.000 (8-8)	Renyer, Amy vs Michigan Tech (03/20/93)
REBOUNDS	12	Harris, Jennifer vs Central Mo. St. (03/11/06)
	12	Ubelaker, Brooke vs Northwest Missouri (03/12/04)
	12	Renyer, Amy vs Michigan Tech (03/20/93)
ASSISTS	10	Agosto, Chauna vs Abilene Christian (03/08/94)
STEALS	5	Roadhouse, April vs Central Mo. St. (03/11/06)
	5	Walker, Crystal vs Drury (03/17/03)
	5	Foster, Shelley vs Abilene Christian (03/08/94)
	5	Renyer, Amy vs Central Missouri (03/12/93)
BLOCKED SHOTS	6	Beam, Jannica vs Missouri Southern (03/13/93)
TURNOVERS	9	Sintra, Carla vs Charleston (03/23/05)
	9	Agosto, Chauna vs Missouri Western (03/11/94)

All-time NCAA Results (20-9, 7-4 Home, 0-3 Away, 12-3 Neutral)

Date	Opponen	Location	W/L	Score	High Points	High Rebounds
3/8/91	# vs West Texas A&M	Cape Girardeau, Mo.	L	51-75	(16)Hamman, Jennifer	(8)Magrath, Kelli
3/13/92	# vs Indiana/Purdue-Fort Wayne	Pittsburg, Kan.	W	82-66	(24)Foster, Shelley	(10)Renyer, Amy
3/14/92	@ vs West Texas A&M	Pittsburg, Kan.	W	56-54	(18)Mueller, Laura	(9)McGrath, Kelli
3/21/92	\$ at North Dakota State	Fargo, N.D.	L	51-79	(16)Mueller, Laura	(6)Renyer, Amy
					(6)Mueller, Laura	
3/12/93	# CENTRAL MISSOURI	Topeka	W	77-67	(18)Matzke, Rhonda	(7)Kranz, Lisa
					(7)Renyer, Amy	
3/13/93	@ MISSOURI SOUTHERN	Topeka	W	75-62	(18)Foster, Shelley	(10)Beam, Jannica
3/20/93	\$ MICHIGAN TECH	Topeka	LOT	77-78	(19)Renyer, Amy	(12)Renyer, Amy
3/8/94	# ABILENE CHRISTIAN	Topeka	W	85-57	(20)Matzke, Rhonda	(8)Agosto, Chauna
					(8)Pozin, Sharon	
3/11/94	# MISSOURI WESTERN	Topeka	L	62-66	(21)Foster, Shelley	(9)Foster, Shelley
3/10/95	# vs West Texas A&M	St. Joseph, Mo.	W	69-60	(26)Olberding, Nikki	(8)Foster, Shelley
					(8)Olberding, Nikki	
3/11/95	@ at Missouri Western	St. Joseph, Mo.	L	57-73	(13)Foster, Shelley	(8)Foster, Shelley
					(8)Agosto, Chauna	
					(8)Lett, Michelle	
3/7/02	# vs Southeastern Oklahoma	St. Joseph, Mo.	L	50-63	(16)Walker, Crystal	(8)Westling, Lora
3/14/03	# MIDWESTERN STATE	Topeka	W	67-56	(31)Walker, Crystal	(10)Walker, Crystal
3/15/03	# EMPORIA STATE	Topeka	W	66-60	(20)Walker, Crystal	(9)Walker, Crystal
3/17/03	@ DRURY	Topeka	W	87-71	(19)Goeglein, Carissa	(7)McHenry, Dani
3/26/03	\$ vs Northern Kentucky	St. Joseph, Mo.	L	53-65	(21)Walker, Crystal	(8)Walker, Crystal
3/12/04	# vs Northwest Missouri	Springfield, Mo.	W	65-64	(25)Ubelaker, Brooke	(12)Ubelaker, Brooke
3/13/04	# at Drury	Springfield, Mo.	L	55-67	(12)Rivers, Juwanna	(8)Westling, Lora
3/11/05	# vs West Texas A&M	Springfield, Mo.	W	75-62	(17)Sintra, Carla	(9)Sintra, Carla
3/12/05	# vs Angelo State	Springfield, Mo.	W	76-67	(23)Ubelaker, Brooke	(8)Ubelaker, Brooke
3/14/05	@ vs Emporia State	Springfield, Mo.	W	63-51	(31)Harris, Jennifer	(6)Ubelaker, Brooke
					(6)Sintra, Carla	
3/23/05	\$ vs Charleston	Hot Springs, Ark.	W	73-60	(26)Harris, Jennifer	(10)Sintra, Carla
3/24/05	% vs Central Arkansas	Hot Springs, Ark.	W	69-67	(19)Sintra, Carla	(11)Sintra, Carla
3/26/05	& vs Seattle Pacific	Hot Springs, Ark.	W	70-53	(22)Rivers, Juwanna	(8)Roadhouse, April
3/10/06	# ST. MARY'S	Topeka	W	92-58	(28)Harris, Jennifer	(8)Harris, Jennifer
3/11/06	# CENTRAL MO. ST.	Topeka	W	65-51	(33)Harris, Jennifer	(12)Harris, Jennifer
3/13/06	@ EMPORIA STATE	Topeka	LOT	59-61	(32)Harris, Jennifer	(9)Harris, Jennifer
03/09/07	# vs Angelo State	St. Joseph, Mo.	W	74-54	(16)Ubelaker, Brooke	(9)Mainz, Jessica
03/10/07	# vs West Texas A&M	St. Joseph, Mo.	W	54-39	(15)Ubelaker, Brooke	(11)Holmes, Amanda
#-NCAA Regional Game						
@-NCAA Regional Final						
\$-NCAA National Quarterfinals						
% -NCAA National Semifinals						
&-NCAA National Championship						

#3 Cindy Keeley

5-9 | Senior | Guard | Great Bend, Kan. | Great Bend HS



Opponent	Date	GS	TOTAL			3-PTS			Pct	REBOUNDS										Pct	FT	FTA	Pct	Off	Def	Tot	Avg	PF	FO	A	TO	Blk	Stl	Pts	Avg																																																																																																																																																																																																																																																																																																																																																																																																																																																																																																																																																																																																																																																																																																																																																																																																																																																																																																																																																																																																																																																																																																																																																										
			Min	FG	FGA	Pct	3FG	FGA		Pct	Off	Def	Off	Def	Off	Def	Off	Def	Off																	Def	Off	Def	Off	Def	Off	Def	Off	Def	Off	Def	Off	Def	Off	Def	Off	Def	Off	Def	Off	Def	Off	Def	Off	Def	Off	Def	Off	Def	Off	Def	Off	Def	Off	Def	Off	Def	Off	Def	Off	Def	Off	Def	Off	Def	Off	Def	Off	Def	Off	Def	Off	Def	Off	Def	Off	Def	Off	Def	Off	Def	Off	Def	Off	Def	Off	Def	Off	Def	Off	Def	Off	Def	Off	Def	Off	Def	Off	Def	Off	Def	Off	Def	Off	Def	Off	Def	Off	Def	Off	Def	Off	Def	Off	Def	Off	Def	Off	Def	Off	Def	Off	Def	Off	Def	Off	Def	Off	Def	Off	Def	Off	Def	Off	Def	Off	Def	Off	Def	Off	Def	Off	Def	Off	Def	Off	Def	Off	Def	Off	Def	Off	Def	Off	Def	Off	Def	Off	Def	Off	Def	Off	Def	Off	Def	Off	Def	Off	Def	Off	Def	Off	Def	Off	Def	Off	Def	Off	Def	Off	Def	Off	Def	Off	Def	Off	Def	Off	Def	Off	Def	Off	Def	Off	Def	Off	Def	Off	Def	Off	Def	Off	Def	Off	Def	Off	Def	Off	Def	Off	Def	Off	Def	Off	Def	Off	Def	Off	Def	Off	Def	Off	Def	Off	Def	Off	Def	Off	Def	Off	Def	Off	Def	Off	Def	Off	Def	Off	Def	Off	Def	Off	Def	Off	Def	Off	Def	Off	Def	Off	Def	Off	Def	Off	Def	Off	Def	Off	Def	Off	Def	Off	Def	Off	Def	Off	Def	Off	Def	Off	Def	Off	Def	Off	Def	Off	Def	Off	Def	Off	Def	Off	Def	Off	Def	Off	Def	Off	Def	Off	Def	Off	Def	Off	Def	Off	Def	Off	Def	Off	Def	Off	Def	Off	Def	Off	Def	Off	Def	Off	Def	Off	Def	Off	Def	Off	Def	Off	Def	Off	Def	Off	Def	Off	Def	Off	Def	Off	Def	Off	Def	Off	Def	Off	Def	Off	Def	Off	Def	Off	Def	Off	Def	Off	Def	Off	Def	Off	Def	Off	Def	Off	Def	Off	Def	Off	Def	Off	Def	Off	Def	Off	Def	Off	Def	Off	Def	Off	Def	Off	Def	Off	Def	Off	Def	Off	Def	Off	Def	Off	Def	Off	Def	Off	Def	Off	Def	Off	Def	Off	Def	Off	Def	Off	Def	Off	Def	Off	Def	Off	Def	Off	Def	Off	Def	Off	Def	Off	Def	Off	Def	Off	Def	Off	Def	Off	Def	Off	Def	Off	Def	Off	Def	Off	Def	Off	Def	Off	Def	Off	Def	Off	Def	Off	Def	Off	Def	Off	Def	Off	Def	Off	Def	Off	Def	Off	Def	Off	Def	Off	Def	Off	Def	Off	Def	Off	Def	Off	Def	Off	Def	Off	Def	Off	Def	Off	Def	Off	Def	Off	Def	Off	Def	Off	Def	Off	Def	Off	Def	Off	Def	Off	Def	Off	Def	Off	Def	Off	Def	Off	Def	Off	Def	Off	Def	Off	Def	Off	Def	Off	Def	Off	Def	Off	Def	Off	Def	Off	Def	Off	Def	Off	Def	Off	Def	Off	Def	Off	Def	Off	Def	Off	Def	Off	Def	Off	Def	Off	Def	Off	Def	Off	Def	Off	Def	Off	Def	Off	Def	Off	Def	Off	Def	Off	Def	Off	Def	Off	Def	Off	Def	Off	Def	Off	Def	Off	Def	Off	Def	Off	Def	Off	Def	Off	Def	Off	Def	Off	Def	Off	Def	Off	Def	Off	Def	Off	Def	Off	Def	Off	Def	Off	Def	Off	Def	Off	Def	Off	Def	Off	Def	Off	Def	Off	Def	Off	Def	Off	Def	Off	Def	Off	Def	Off	Def	Off	Def	Off	Def	Off	Def	Off	Def	Off	Def	Off	Def	Off	Def	Off	Def	Off	Def	Off	Def	Off	Def	Off	Def	Off	Def	Off	Def	Off	Def	Off	Def	Off	Def	Off	Def	Off	Def	Off	Def	Off	Def	Off	Def	Off	Def	Off	Def	Off	Def	Off	Def	Off	Def	Off	Def	Off	Def	Off	Def	Off	Def	Off	Def	Off	Def	Off	Def	Off	Def	Off	Def	Off	Def	Off	Def	Off	Def	Off	Def	Off	Def	Off	Def	Off	Def	Off	Def	Off	Def	Off	Def	Off	Def	Off	Def	Off	Def	Off	Def	Off	Def	Off	Def	Off	Def	Off	Def	Off	Def	Off	Def	Off	Def	Off	Def	Off	Def	Off	Def	Off	Def	Off	Def	Off	Def	Off	Def	Off	Def	Off	Def	Off	Def	Off	Def	Off	Def	Off	Def	Off	Def	Off	Def	Off	Def	Off	Def	Off	Def	Off	Def	Off	Def	Off	Def	Off	Def	Off	Def	Off	Def	Off	Def	Off	Def	Off	Def	Off	Def	Off	Def	Off	Def	Off	Def	Off	Def	Off	Def	Off	Def	Off	Def	Off	Def	Off	Def	Off	Def	Off	Def	Off	Def	Off	Def	Off	Def	Off	Def	Off	Def	Off	Def	Off	Def	Off	Def	Off	Def	Off	Def	Off	Def	Off	Def	Off	Def	Off	Def	Off	Def	Off	Def	Off	Def	Off	Def	Off	Def	Off	Def	Off	Def	Off	Def	Off	Def	Off	Def	Off	Def	Off	Def	Off	Def	Off	Def	Off	Def	Off	Def	Off	Def	Off	Def	Off	Def	Off	Def	Off	Def	Off	Def	Off	Def	Off	Def	Off	Def	Off	Def	Off	Def	Off	Def	Off	Def	Off	Def	Off	Def	Off	Def	Off	Def	Off	Def	Off	Def	Off	Def	Off	Def	Off	Def	Off	Def	Off	Def	Off	Def	Off	Def	Off	Def	Off	Def	Off	Def	Off	Def	Off	Def	Off	Def	Off	Def	Off	Def	Off	Def	Off	Def	Off	Def	Off	Def	Off	Def	Off	Def	Off	Def	Off	Def	Off	Def	Off	Def	Off	Def	Off	Def	Off	Def	Off	Def	Off	Def	Off	Def	Off	Def	Off	Def	Off	Def	Off	Def	Off	Def	Off	Def	Off	Def	Off	Def	Off	Def	Off	Def	Off	Def	Off	Def	Off	Def	Off	Def	Off	Def	Off	Def	Off	Def	Off	Def	Off	Def	Off	Def	Off	Def	Off	Def	Off	Def	Off	Def	Off	Def	Off	Def	Off	Def	Off	Def	Off	Def	Off	Def	Off	Def	Off	Def	Off	Def	Off	Def	Off	Def	Off	Def	Off	Def	Off	Def	Off	Def	Off	Def	Off	Def	Off	Def	Off	Def	Off	Def	Off	Def	Off	Def	Off	Def	Off	Def	Off	Def	Off	Def	Off	Def	Off	Def	Off	Def	Off	Def	Off	Def	Off	Def	Off	Def	Off	Def	Off	Def	Off	Def	Off	Def	Off	Def	Off	Def	Off	Def	Off	Def	Off	Def	Off	Def	Off	Def	Off	Def	Off	Def	Off	Def	Off	Def	Off	Def	Off	Def	Off	Def	Off	Def	Off	Def	Off	Def	Off	Def	Off	Def	Off	Def	Off	Def	Off	Def	Off	Def	Off	Def	Off	Def	Off	Def	Off	Def	Off

At Washburn

Has been part of three MIAA regular season championship squads and three MIAA Tournament championship teams as well as the 2005 National Championship team ... ranks in the top 21 in 11 career categories including tied for fourth in games played with 131, 10th in 3-point field goal attempts with 216, 11th in 3-point field goal percentage with a .343 and 12th all-time in 3-point field goals made with 74 ... also ranks 18th in career assists and 20th in career blocks and 21st in career rebounds.

In 2006-07

Named the MIAA's Most Valuable Defensive Player and named to the MIAA's All-Defensive Team ... has averaged a career-best 8.9 points per game tying a career-high with 19 points against Missouri Southern after hitting 5 of 7 3-point attempts ... named to the MIAA Commissioner's Academic Honor Roll for the third season.

In 2005-06

Started all 33 games for the Lady Blues recording 5.9 points and 3.9 rebounds per game ... was named to the MIAA's all-Defensive team ... scored a career-high 19 points against Southwest Baptist ... averaged 7.1 points per game in MIAA action ... also named to the MIAA Commissioner's Academic Honor Roll and to the MIAA's all-academic team after recording at least a 3.5 grade point average.

Keeley's Career Stats

YEAR	GP	GS	MIN	AVG	FG	FGA	PCT	3FG	3FGA	PCT	FT	FTA	PCT	OFF	DEF	TOT	AVG	PF	FO	A	TO	BLK	ST	PTS	AVG
2003-04	31	0	453	14.6	41	93	.441	7	31	.226	25	36	.694	27	52	79	2.5	31	0	49	26	6	25	114	3.7
2004-05	37	1	466	12.6	35	85	.412	7	31	.226	16	25	.640	49	46	95	2.6	41	0	37	13	10	25	93	2.5
2005-06	33	33	871	26.4	71	134	.530	17	49	.347	37	49	.755	56	72	128	3.9	72	1	76	26	12	50	196	5.9
2006-07	32	32	902	28.2	102	215	.474	47	113	.416	31	41	.756	58	97	155	4.8	59	2	81	38	13	48	282	8.8
TOTAL	133	66	2692	20.2	249	527	.472	78	224	.348	109	151	.722	190	267	457	3.4	203	3	243	103	41	148	685	5.2

Career Highs

Points	19, two times
Field Goals	7, two times
Field Goal Attempts	11, three times
3-Point Field Goals	5, vs Missouri Southern 2/1/07
3-Point Attempts	9, at Fort Hays State 2/21/07
Free Throws	5, two times
Free Throw Attempts	6, two times
Rebounds	13, vs Cameron 11/24/06
Assists	8, vs Northwest Missouri 2/14/07
Steals	5, vs Emporia State 2/15/06
Blocked Shots	3, two times
Minutes Played	41, vs Emporia State

Season Highs

Points	19, vs Missouri Southern 2/1/07
Field Goals	7, vs Missouri Southern 2/1/07
Field Goal Attempts	11, two times
3-Point Field Goals	5, vs Missouri Southern 2/1/07
3-Point Attempts	9, at Fort Hays State 2/21/07
Free Throws	4, vs Emporia State 1/3/07
Free Throw Attempts	6, vs Emporia State 1/3/07
Rebounds	13, vs Cameron 11/24/06
Assists	8, vs Northwest Missouri 2/14/07
Steals	4, three times
Blocked Shots	3, at Missouri Southern 1/24/07
Minutes Played	36, at Central Missouri 12/30/06

Career Miscellaneous

Double Figure Scoring		19	
Fr.-2	So.-0	Jr.-6	Sr.-11
Double Figure Rebounding		3	
Fr.-0	So.-0	Jr.-0	Sr.-3
Games with 5+ Rebounds		33	
Fr.-3	So.-6	Jr.-10	Sr.-14
Games with 5+ Assists		5	
Fr.-1	So.-0	Jr.-1	Sr.-3
Double-Double Games		2	
Fr.-0	So.-0	Jr.-0	Sr.-2

In 2004-05

Played in all 37 games, making one start at Missouri Western Jan. 29 ... averaged 2.5 points and 2.6 rebounds a game ... scored game-winning lay-up with 14 seconds left in the national semifinals against Central Arkansas ... named to the MIAA Commissioner's Academic Honor Roll.

In 2003-04

Played in all 31 games, averaging 3.7 points and 2.5 rebounds a game ... had career-high mark of 10 points against Benedictine and Missouri-Rolla.

Background


A 2003 graduate of Great Bend High School, where she earned second team honors on the Topeka Capital Journal all-state all-class team as a senior ... earned Class 5A all-state honors as a junior by averaging 21.5 points, 6.4 rebounds and 3.5 steals a game ... owns the Great Bend record for single game steals with 11, season steals at 132 ... also owns the school record for single game scoring with 40 points and single season scoring of 473 points ... an all-state selection in volleyball and holds Great Bend's 300-meter hurdle record in track.

Personal

Born March 25, 1985 ... daughter of Mike and Jan Keeley ... majoring in elementary education ... father Mike played football and baseball four years at Washburn.

#4 Amanda Holmes

6-2 | Junior | Forward | Topeka, Kan. | Texas Christian | Hayden HS



Opponent	Date	GS	TOTAL			3-PTS			REBOUNDS																
			Min	FG	FGA	Pct	3FG	FGA	Pct	FT	FTA	Pct	Off	Def	Tot	Avg	PF	FO	A	TO	Blk	Stl	Pts	Avg	
vs Southwestern Oklahoma	11/17/06	*	22	4	10	.400	1	3	.333	0	0	.000	2	4	6	6.0	2	0	1	2	0	2	9	9.0	
vs Cameron	11/18/06	*	23	6	12	.500	1	1	1.000	1	2	.500	3	7	10	8.0	2	0	2	4	0	0	14	11.5	
CAMERON	11/24/06	*	15	0	2	.000	0	0	.000	0	0	.000	2	3	5	7.0	3	0	0	2	0	1	0	7.7	
LYNN	11/25/06	*	20	6	9	.667	0	0	.000	3	3	1.000	2	9	11	8.0	3	0	1	4	1	1	15	9.5	
SOUTHWESTERN (KAN.)	12/04/06	*	23	4	6	.667	2	2	1.000	3	6	.500	3	9	12	8.8	3	0	2	1	4	4	13	10.2	
MISSOURI WESTERN	12/09/06	*	31	6	13	.462	0	0	.000	4	5	.800	4	6	10	9.0	3	0	0	6	2	1	16	11.2	
BENEDICTINE	12/12/06	*	19	0	4	.000	0	1	.000	3	4	.750	1	4	5	8.4	2	0	1	7	0	3	3	10.0	
LINCOLN	12/16/06	*	25	4	6	.667	3	3	1.000	0	0	.000	2	4	7	7.8	2	0	5	3	2	4	11	10.1	
vs Northwood Univ.	12/19/06	*	27	4	6	.667	0	1	.000	2	2	1.000	3	4	7	7.8	4	0	1	4	2	3	10	10.1	
vs Glenville State College	12/20/06	*	27	6	11	.545	0	0	.000	1	2	.500	1	0	1	7.1	3	0	0	2	2	1	13	10.4	
at Central Missouri	12/30/06	*	30	2	7	.286	0	2	.000	2	6	.333	1	3	4	6.8	3	0	4	1	0	1	6	10.0	
EMPORIA STATE	01/03/07	*	27	4	12	.333	0	1	.000	8	9	.889	3	9	12	7.3	3	0	1	3	1	2	16	10.5	
NORTHWEST MISSOURI	01/06/07	*	17	4	12	.333	0	3	.000	2	3	.667	5	8	13	7.7	3	0	0	2	1	0	10	10.5	
FORT HAYS STATE	01/10/07	*	22	6	8	.750	0	1	.000	4	4	1.000	2	3	5	7.5	3	0	1	2	6	0	16	10.9	
at Truman	01/13/07	*	23	5	10	.500	0	1	.000	9	12	.750	4	8	12	7.8	3	0	0	4	0	1	19	11.4	
SOUTHWEST BAPTIST	01/17/07	*	24	4	8	.500	0	1	.000	8	12	.667	2	5	7	7.8	2	0	1	1	3	1	16	11.7	
PITTSBURG STATE	01/20/07	*	15	2	3	.667	0	0	.000	1	4	.250	1	5	6	7.6	4	0	0	1	0	0	5	11.3	
at Missouri Southern	01/24/07	*	28	4	8	.500	0	0	.000	5	7	.714	5	4	9	7.7	3	0	3	2	0	2	13	11.4	
at Missouri Western	01/27/07	*	30	7	12	.583	1	4	.250	2	6	.333	2	1	3	7.5	5	1	1	2	2	2	17	11.7	
MISSOURI SOUTHERN	02/01/07	*	16	1	4	.250	0	0	.000	7	8	.875	2	5	7	7.5	4	0	1	0	1	1	9	11.6	
at Pittsburg State	02/03/07	*	29	6	12	.500	0	0	.000	7	11	.636	3	6	9	7.5	3	0	2	1	2	0	19	11.9	
at Southwest Baptist	02/06/07	*	16	4	9	.444	0	0	.000	0	0	.000	0	4	4	7.4	2	0	1	0	0	0	8	11.7	
TRUMAN	02/10/07	*	24	3	10	.300	0	0	.000	5	8	.625	2	6	8	7.4	1	0	2	1	2	0	11	11.7	
at Northwest Missouri	02/14/07	*	25	1	9	.111	0	0	.000	2	2	1.000	1	2	3	7.2	1	0	1	2	2	1	4	11.4	
at Emporia State	02/17/07	*	22	1	4	.250	0	1	.000	4	4	1.000	1	1	2	7.0	5	1	2	2	0	1	6	11.2	
at Fort Hays State	02/21/07	*	30	3	6	.500	0	0	.000	9	13	.692	3	8	11	7.2	1	0	1	2	2	2	15	11.3	
CENTRAL MISSOURI	02/24/07	*	21	0	6	.000	0	1	.000	2	2	1.000	2	3	5	7.1	5	1	0	3	3	0	2	11.0	
vs Southwest Baptist	03/02/07	*	18	3	8	.375	0	1	.000	3	6	.500	5	8	13	7.3	3	0	0	2	0	0	9	10.9	
vs Emporia State	03/03/07	*	25	6	16	.375	0	1	.000	10	11	.909	1	5	6	7.2	1	0	3	1	4	0	22	11.3	
vs Missouri Western	03/04/07	*	28	8	24	.333	0	0	.000	3	3	1.000	1	8	9	7.3	4	0	2	1	0	1	19	11.5	
vs Angelo State University	03/09/07	*	23	3	12	.250	1	2	.500	6	8	.750	2	5	7	7.3	1	0	1	4	2	1	13	11.6	
vs West Texas A&M	03/10/07	*	28	5	12	.417	0	0	.000	3	3	1.000	5	6	11	7.4	2	0	4	2	1	0	13	11.6	
Totals			32	753	122	.291	.419	9	30	.300	119	166	.717	76	161	237	7.4	89	3	44	74	45	36	372	11.6

Career Highs

Points	22, vs Emporia State	3/3/07
Field Goals	8, vs Missouri Western	3/4/07
Field Goal Attempts	24, vs Missouri Western	3/4/07
Free Throws	10, vs Emporia State	3/3/07
Free Throw Attempts	13, at Fort Hays State	2/21/07
Three-Point Field Goals	2, three times	
Three-Point Attempts	5, vs Okla. Panhandle	11/30/05
Rebounds	13, two times	
Assists	5, vs Lincoln	12/16/06
Steals	6, vs Missouri Valley	1/1/06
Blocked Shots	6, vs Fort Hays State	1/10/07
Minutes Played	31, vs Missouri Western	12/9/06

Season Highs

Points	22, vs Emporia State	3/3/07
Field Goals	8, vs Missouri Western	3/4/07
Field Goal Attempts	24, vs Missouri Western	3/4/07
3-Point Field Goals	2, vs Southwestern	12/4/06
3-Point Attempts	4, at Missouri Western	1/27/07
Free Throws	10, vs Emporia State	3/3/07
Free Throw Attempts	13, at Fort Hays State	2/21/07
Rebounds	13, two times	
Assists	5, vs Lincoln	12/16/06
Steals	4, two times	
Blocked Shots	6, vs Fort Hays State	1/10/07
Minutes Played	31, vs Missouri Western	12/9/06

Career Miscellaneous

Double Figure Scoring	26
So.-7	Jr.-19
Double Figure Rebounding	11
So.-1	Jr.-10
Games with 5+ Rebounds	37
So.-14	Jr.-23
Games with 5+ Assists	1
So.-0	Jr.-1
Double-Double Games	10
So.-1	Jr.-9

At Washburn

In two seasons at Washburn, Holmes has climbed to eighth on the all-time block chart with 68 ... has scored 530 points in two seasons averaging 8.4 points per game ... has recorded nine double doubles in her career with eight coming as a junior.

In 2006-07

Has started all 30 games averaging 11.5 points per game and was named 2nd team all-MIAA ... named to the MIAA's All-Tournament Team ... scored a career-high 22 points against Emporia State in the MIAA Tournament semifinals ... named to the MIAA Commissioner's Academic Honor Roll.

In 2005-06

Played in all 33 games starting the final six of the season and averaged 5.6 points and 4.5 rebound per game ... averaged 7.4 points per game as a starter ... recorded career-highs with 11 points and 11 rebounds against Missouri Valley on New Year's Day ... recorded 26 blocks.

Background

Transferred to Washburn from Texas Christian, where she averaged 1.1 points and 1.4 rebounds a game ... a 2004 graduate of Hayden High School, where she earned all-league, all-city and second team all-state honors ... also earned all-state honors in volleyball and soccer for the Wildcats.


Personal

Born Jan. 16, 1986 ... daughter of Robert and Gladys Holmes ... majoring in physical education with an emphasis in health education and promotion.

Holmes' Career Stats		GP	GS	MIN	AVG	FG	FGA	PCT	3FG	3FGA	PCT	FT	FTA	PCT	OFF	DEF	TOT	AVG	PF	FO	A	TO	BLK	ST	PTS	AVG
2005-06		33	6	492	14.9	65	150	.433	7	27	.259	47	74	.635	48	100	148	4.5	72	2	30	50	26	28	184	5.6
2006-07		32	32	753	23.5	122	291	.419	9	30	.300	119	166	.717	76	161	237	7.4	89	3	44	74	45	36	372	11.6
TOTAL		65	38	1245	19.2	187	441	.424	16	57	.281	166	240	.692	124	261	385	5.9	161	5	74	124	71	64	556	8.6

1993, 2003, 2004, 2005, 2006 MIAA Champs • 2005 NCAA Champs

5-7 | Senior | Guard | Enid, Okla. | Northeastern Okla. A&M | Enid HS



Opponent	Date	TOTAL				3-PTS				REBOUNDS															
		GS	Min	FG	FGA	Pct	3FG	FGA	Pct	FT	FTA	Pct	Off	Def	Tot	Avg	PF	FO	A	TO	Blk	Stl	Pts	Avg	
vs Southwestern Oklahoma	11/17/06	*	22	3	5	.600	2	3	.667	0	0	.000	0	2	2	2.0	1	0	6	0	4	8	8.0		
vs Cameron	11/18/06	*	27	5	9	.556	3	5	.600	1	2	.500	0	1	1	1.5	2	0	4	2	1	3	14	11.0	
CAMERON	11/24/06	*	31	6	9	.667	1	3	.333	2	3	.667	0	2	2	1.7	1	0	6	5	0	1	15	12.0	
LYNN	11/25/06	*	22	2	5	.400	1	1	1.000	3	4	.750	0	0	0	1.3	2	0	5	2	0	1	8	11.3	
SOUTHWESTERN (KAN.)	12/04/06	*	27	3	5	.600	0	0	.000	0	0	.000	0	2	2	1.4	1	0	4	0	2	0	6	10.2	
SOUTHWESTERN WESTERN	12/09/06	*	38	2	5	.400	0	1	.000	2	2	1.000	0	3	3	1.7	3	0	1	3	0	1	6	9.5	
BENEDICTINE	12/12/06	*	23	1	3	.333	0	0	.000	2	2	1.000	0	2	2	1.7	1	0	2	0	0	2	4	8.7	
LINCOLN	12/16/06	*	20	0	3	.000	0	0	.000	0	0	.000	0	2	2	1.8	2	0	6	1	1	0	5	7.6	
vs Northwest Univ.	12/19/06	*	22	2	4	.500	1	2	.500	0	0	.000	0	0	0	1.7	2	0	2	0	0	0	7	7.3	
vs Glenville State College	12/20/06	*	31	4	10	.400	0	2	.000	3	3	.750	0	4	4	1.9	2	0	3	3	0	0	11	7.7	
at Central Missouri	12/30/06	*	29	3	5	.600	0	1	.000	0	0	.000	0	3	3	2.0	2	0	2	1	0	1	6	7.5	
EMPORIA STATE	01/03/07	*	36	3	11	.273	2	3	.667	2	2	1.000	0	3	3	2.1	2	0	3	2	0	1	10	7.8	
NORTHWEST MISSOURI	01/06/07	*	24	3	10	.300	1	7	.143	0	0	.000	0	1	1	2.0	3	0	2	2	0	0	7	7.7	
FORT HAYS STATE	01/10/07	*	26	1	6	.167	0	2	.000	2	2	1.000	0	1	1	1.9	0	0	6	1	1	3	4	7.4	
at Truman	01/13/07	*	32	3	7	.429	2	4	.500	1	2	.500	0	3	3	2.0	2	0	3	2	0	0	9	7.5	
SOUTHWEST BAPTIST	01/17/07	*	28	4	8	.500	0	0	.000	0	0	.000	0	2	2	2.0	1	0	5	3	0	4	8	7.6	
PITTSBURG STATE	01/20/07	*	32	4	10	.400	2	7	.286	0	0	.000	0	3	3	2.1	1	0	4	4	0	1	10	7.7	
at Missouri Southern	01/24/07	*	35	3	4	.750	2	2	1.000	1	2	.500	1	0	1	2.0	1	0	3	0	0	3	9	7.8	
at Missouri Western	01/27/07	*	38	1	3	.333	0	1	.000	0	0	.000	0	2	2	2.0	1	0	1	3	0	1	2	7.5	
MISSOURI SOUTHERN	02/01/07	*	30	4	9	.444	1	4	.250	2	2	1.000	0	3	3	2.1	2	0	4	4	0	1	11	7.7	
at Pittsburg State	02/03/07	*	32	2	6	.333	1	2	.500	1	2	.500	0	0	0	2.0	1	0	7	4	2	0	6	7.6	
vs Southwestern Baptist	02/06/07	*	29	0	2	.000	0	0	.000	0	2	.000	0	1	1	1.9	3	0	3	3	0	0	0	7.2	
TRUMAN	02/10/07	*	31	4	5	.800	2	2	1.000	2	2	1.000	0	3	3	2.0	3	0	4	1	0	0	10	12.4	
at Northwest Missouri	02/14/07	*	38	7	12	.583	2	5	.400	0	0	.000	1	4	5	2.1	3	0	2	3	0	2	16	7.8	
at Emporia State	02/17/07	*	36	4	8	.500	1	2	.500	0	0	.000	1	1	2	2.1	3	0	3	2	0	1	9	7.8	
at Fort Hays State	02/21/07	*	35	4	9	.444	3	5	.600	0	0	.000	2	4	6	2.2	3	0	5	1	4	2	11	8.0	
CENTRAL MISSOURI	02/24/07	*	38	4	9	.444	2	4	.500	6	6	1.000	0	4	4	2.3	2	0	1	2	1	0	16	8.3	
vs Southwestern Baptist	03/02/07	*	27	1	3	.333	1	1	1.000	2	2	1.000	0	3	3	2.3	0	0	4	0	0	1	5	8.1	
vs Emporia State	03/03/07	*	37	2	8	.250	2	4	.500	2	2	1.000	0	2	2	2.3	2	0	3	1	0	1	8	8.1	
vs Missouri Western	03/04/07	*	38	3	5	.600	2	3	.667	2	2	1.000	0	7	7	2.5	1	0	3	2	0	0	10	8.2	
vs Angelo State University	03/09/07	*	27	1	4	.250	0	3	.000	2	2	1.000	0	2	2	2.5	4	0	5	1	0	0	4	8.1	
vs West Texas A&M	03/10/07	*	35	3	6	.500	2	3	.667	0	2	.000	0	4	4	2.5	2	0	0	3	0	0	8	8.1	
Totals			32	976	92	209	.440	36	85	.424	38	49	.776	5	75	80	2.5	59	0	112	61	12	36	258	8.1

Career Highs

Points	16, two times	
Field Goals	7, vs Northwest Missouri	2/14/07
Field Goal Attempts	12, two times	
Free Throws	6, vs CSU-Stanislaus	11/24/05
Free Throw Attempts	6, vs CSU-Stanislaus	11/24/05
Three-Point Field Goals	4, two times	
Three-Point Attempts	9, vs Central Missouri	2/24/07
Rebounds	7, vs Missouri Western	3/4/07
Assists	7, two times	
Steals	4, two times	
Blocked Shots	4, at Fort Hays State	2/21/07
Minutes Played	38, five times	

Season Highs

Points	16, two times	
Field Goals	7, vs Northwest Missouri	2/14/07
Field Goal Attempts	12, two times	
3-Point Field Goals	3, two times	
3-Point Attempts	9, vs Central Missouri	2/24/07
Free Throws	3, vs Lynn	11/25/06
Free Throw Attempts	4, vs Lynn	11/25/06
Rebounds	7, vs Missouri Western	3/4/07
Assists	7, at Pittsburg State	2/3/07
Steals	4, two times	
Blocked Shots	4, at Fort Hays State	2/21/07
Minutes Played	38, five times	

Career Miscellaneous

Double Figure Scoring	21
Fr.-7	Sr.-18
Double Figure Rebounding	0
Fr.-0	Sr.-0
Games with 5+ Rebounds	3
Fr.-0	Sr.-3
Games with 5+ Assists	12
Fr.-3	Sr.-9
Double-Double Games	0
Fr.-0	Sr.-0

At Washburn

Currently ranks 14th on the all-time 3-point chart with 57 made and 14th in assist average with 2.5 per game ... also 18th in 3-point field goal attempts and 25 in blocked shots per game ... enters the NCAA Tournament ranked tied for 17 in school history with 107 assists, 20th in 3-pointers made with 34 and 21st in assist average with 3.6 per game.

In 2006-07

Has started all 30 games this season and has averaged 8.2 points per game with 1.7 rebounds and 3.6 assists per game ...named to the MIAA Commissioner's Academic Honor Roll ... scored a career-high 16 points twice - once at Northwest Missouri and at home on senior night against Central Missouri.

In 2005-06

Played in all 33 games after transferring in to the program ...
 averaged 4.8 points per game hitting 23 of 54 3-point attempts
 ... scored a career-high 14 points on two different occasions ...
 connected on 23 of 29 free throws and dished out 52 assists.

Background

A transfer from the Northeastern Oklahoma A&M, where she played one season and helped the Lady Norse to a 26-6 record and a spot in the NJCAA Region II playoffs ... started her collegiate career at Southeast Missouri State, where she averaged 5.1 points a game in 2003-04 ... was a 2003 all-state selection

at Enid (Okla.) High, where she averaged 15 points and four assists a game as a senior.

Personal

Born March 29, 1984 ... daughter of Steven and Glenda Aebi
... majoring in nursing.

Aehi's Career Stats																										
YEAR	GP	GS	MIN	AVG	FG	FGA	PCT	3FG	3FGA	PCT	FT	FTA	PCT	OFF	DEF	TOT	AVG	PF	FO	A	TO	BLK	ST	PTS	AVG	
2005-06	33	0	459	13.9	57	116	.491	23	54	.426	23	29	.793	3	31	34	1.0	23	0	52	38	3	22	160	4.8	
2006-07	32	32	976	30.5	92	209	.440	36	85	.424	38	49	.776	5	75	80	2.5	59	0	112	61	12	36	258	8.1	
TOTAL	65	32	1435	22.1	149	325	.458	59	139	.424	61	78	.782	8	106	114	1.8	82	0	164	99	15	58	418	6.4	



#11 Renata Germano

6-2 | Sophomore | Forward | Rio de Janero, Brazil | Southeastern Illinois



Opponent	Date	TOTAL				3-PTS				REBOUNDS														
		GS	Min	FG FGA	Pct	3FG FGA	Pct	FT	FTA	Pct	Off	Def	Tot	Avg	PF	FO	A	TO	Blk	Stl	Pts	Avg		
vs Southwestern Oklahoma	11/17/06	13	1	1	1.000	0	0	.000	1	2	.500	0	2	2	2.0	1	0	1	1	0	0	3	3.0	
vs Cameron	11/18/06	10	3	7	.429	0	0	.000	4	5	.800	2	3	5	3.5	2	0	0	1	0	0	10	6.5	
CAMERON	11/24/06	14	1	5	.200	0	0	.000	5	8	.625	1	3	4	3.7	5	1	1	0	0	0	7	6.7	
LYNN	11/25/06	18	4	9	.444	0	0	.000	2	3	.667	2	3	5	4.0	2	0	1	0	1	1	10	7.5	
SOUTHWESTERN (KAN.)	12/04/06	13	1	7	.143	0	0	.000	0	2	.000	2	3	5	4.2	3	0	0	1	0	0	2	6.4	
MISSOURI WESTERN	12/09/06	2	1	1	1.000	0	0	.000	0	0	.000	1	0	1	3.7	0	0	0	0	1	0	2	5.7	
BENEDICTINE	12/12/06	19	8	12	.667	0	0	.000	0	0	.000	2	2	4	3.7	1	0	1	2	1	1	16	7.1	
LINCOLN	12/16/06	20	1	3	.333	0	0	.000	4	4	1.000	1	2	3	3.6	2	0	0	2	3	0	6	7.0	
vs Northwood Univ.	12/19/06	13	4	6	.667	0	0	.000	1	2	.500	3	5	8	4.1	4	0	1	3	3	0	9	7.2	
vs Glenville State College	12/20/06	5	0	0	.000	0	0	.000	0	0	.000	0	1	1	3.8	1	0	1	3	0	0	0	6.5	
at Central Missouri	12/30/06	3	0	0	.000	0	0	.000	0	0	.000	0	1	1	3.5	0	0	0	1	0	0	0	5.9	
NORTHWEST MISSOURI	01/06/07	17	2	3	.667	0	0	.000	3	4	.750	1	2	3	3.5	3	0	1	1	2	0	7	6.0	
FORT HAYS STATE	01/10/07	19	1	7	.143	0	0	.000	1	2	.500	2	3	5	3.6	4	0	0	1	1	0	3	5.8	
at Truman	01/13/07	7	1	3	.333	0	0	.000	0	0	.000	1	2	3	3.6	4	0	0	0	1	0	2	5.5	
SOUTHWEST BAPTIST	01/17/07	10	2	2	1.000	0	0	.000	5	6	.833	1	2	3	3.5	0	0	0	1	0	0	9	5.7	
PITTSBURG STATE	01/20/07	10	0	0	.000	0	0	.000	0	0	.000	0	1	1	3.4	1	0	1	1	0	0	0	5.4	
at Missouri Western	01/27/07	2	0	0	.000	0	0	.000	0	0	.000	0	0	0	3.2	0	0	0	1	0	0	0	5.1	
MISSOURI SOUTHERN	02/01/07	5	0	0	.000	0	0	.000	0	0	.000	0	0	0	3.0	0	0	0	0	0	0	0	4.8	
at Pittsburg State	02/03/07	1	0	0	.000	0	0	.000	0	0	.000	0	0	0	2.8	0	0	0	1	0	0	0	4.5	
at Southwest Baptist	02/06/07	9	2	3	.667	0	0	.000	0	0	.000	0	2	2	2.8	3	0	1	3	1	0	4	4.5	
TRUMAN	02/10/07	10	0	1	.000	0	0	.000	0	2	.000	0	2	2	2.8	2	0	0	1	1	1	0	4.3	
at Emporia State	02/17/07	2	0	0	.000	0	0	.000	0	2	.000	0	0	0	2.6	1	0	0	0	0	0	0	4.1	
at Fort Hays State	02/21/07	0	0	0	.000	0	0	.000	0	0	.000	0	1	1	2.6	0	0	0	0	0	0	0	3.9	
CENTRAL MISSOURI	02/24/07	6	0	0	.000	0	0	.000	6	6	1.000	0	1	1	2.5	1	0	0	0	0	0	6	4.0	
vs Southwest Baptist	03/02/07	12	3	3	1.000	0	0	.000	0	0	.000	1	0	1	2.4	2	0	0	0	0	0	6	4.1	
vs Angelo State University	03/09/07	5	2	3	.667	0	0	.000	0	0	.000	0	0	0	2.3	0	0	0	0	0	0	4	4.1	
vs West Texas A&M	03/10/07	0	0	0	.000	0	0	.000	0	0	.000	0	0	0	2.3	0	0	0	0	0	0	0	3.9	
Totals		0	245	37	76	.487	0	0	.000	32	48	.667	20	41	61	2.3	42	1	9	24	15	3	106	3.9

Career Highs

Points	16, vs Benedictine	12/12/06
Field Goals	8, vs Benedictine	12/12/06
Field Goal Attempts	12, vs Benedictine	12/12/06
3-Point Field Goals	-	
3-Point Attempts	-	
Free Throws	6, vs Central Missouri	2/24/07
Free Throw Attempts	6, vs Central Missouri	2/24/07
Rebounds	8, vs Northwood	12/19/06
Assists	1, five times	
Steals	1, two times	
Blocked Shots	3, two times	
Minutes Played	20, vs Lincoln	12/16/06

Season Highs

Points	16, vs Benedictine	12/12/06
Field Goals	8, vs Benedictine	12/12/06
Field Goal Attempts	12, vs Benedictine	12/12/06
3-Point Field Goals	-	
3-Point Attempts	-	
Free Throws	6, vs Central Missouri	2/24/07
Free Throw Attempts	6, vs Central Missouri	2/24/07
Rebounds	8, vs Northwood	12/19/06
Assists	1, five times	
Steals	1, two times	
Blocked Shots	3, two times	
Minutes Played	20, vs Lincoln	12/16/06

Career Miscellaneous

Double Figure Scoring	3
So.-3	
Double Figure Rebounding	0
So.-0	
Games with 5+ Rebounds	5
So.-5	
Games with 5+ Assists	0
So.-0	
Double-Double Games	0
So.-0	

In 2006-07

Has played in 25 games averaging 4.1 points per game ... hit all six free throw attempts in final 41 seconds against Central Missouri to help secure win ... has recorded 61 rebounds with 15 blocks, nine assists and three steals.

Background

Played in all 33 games as a freshman at Southeastern Illinois College averaging 3.3 points and 2.9 rebounds per game ... hit 48 of 105 field goal attempts.

Personal

Born on Feb. 12, 1987 ... daughter of Rinaldo Germano ... undecided on major.

Germano's Career Stats

YEAR	GP	GS	MIN	AVG	FG	FGA	PCT	3FG	3FGA	PCT	FT	FTA	PCT	OFF	DEF	TOT	AVG	PF	FO	A	TO	BLK	ST	PTS	AVG
2006-07	27	0	245	9.1	37	76	.487	0	0	.000	32	48	.667	20	41	61	2.3	42	1	9	24	15	3	106	3.9
TOTAL	27	0	245	9.1	37	76	.487	0	0	.000	32	48	.667	20	41	61	2.3	42	1	9	24	15	3	106	3.9

1993, 2003, 2004, 2005, 2006 MIAA Champs • 2005 NCAA Champs



#13 Jessica Mainz

5-9 | Sophomore | Guard | Topeka, Kan. | Shawnee Heights HS



Opponent	Date	TOTAL				3-PTS				REBOUNDS														
		GS	Min	FG	FGA	Pct	3FG	FGA	Pct	FT	FTA	Pct	Off	Def	Tot	Avg	PF	FO	A	TO	Blk	Stl	Pts	Avg
vs Southwestern Oklahoma	11/17/06	13	0	0	.000	0	0	.000	0	0	.000	0	1	1	1.0	2	0	5	0	2	0	0	0.0	
vs Cameron	11/18/06	16	1	2	.500	0	0	.000	1	2	.500	0	1	1	1.0	2	0	1	1	0	0	3	1.5	
CAMERON	11/24/06	13	1	1	1.000	0	0	.000	3	3	1.000	0	1	1	1.0	1	0	0	0	1	5	2.7		
LYNN	11/25/06	17	2	4	.500	0	0	.000	4	4	1.000	0	4	4	1.8	1	0	3	0	0	8	4.0		
SOUTHWESTERN (KAN.)	12/04/06	13	2	2	1.000	0	0	.000	0	1	.000	0	2	2	1.8	1	0	2	1	0	4	4.0		
MISSOURI WESTERN	12/09/06	19	1	3	.333	0	0	.000	2	2	1.000	1	0	1	1.7	0	0	0	0	0	4	4.0		
BENEDICTINE	12/12/06	17	0	0	.000	0	0	.000	0	0	.000	1	1	2	1.7	0	0	4	0	1	6	3.4		
LINCOLN	12/16/06	16	2	3	.667	0	0	.000	0	1	.000	0	1	1	1.6	0	0	4	0	0	4	3.5		
vs Northwood Univ.	12/19/06	13	1	2	.500	0	0	.000	0	2	.000	0	3	3	1.8	0	0	3	0	0	2	3.3		
vs Glenville State College	12/20/06	17	0	0	.000	0	0	.000	1	2	.500	0	4	4	2.0	2	0	1	0	0	1	3.1		
at Central Missouri	12/30/06	17	2	3	.667	0	0	.000	1	2	.500	1	1	2	2.0	1	0	2	0	3	5	3.3		
EMPORIA STATE	01/03/07	13	1	2	.500	0	0	.000	2	2	1.000	2	0	2	2.0	2	0	0	0	1	4	3.3		
NORTHWEST MISSOURI	01/06/07	24	1	3	.333	0	0	.000	0	2	.000	4	1	5	2.2	2	0	1	0	1	0	3.2		
FORT HAYS STATE	01/10/07	23	2	4	.500	0	0	.000	1	2	.500	0	3	3	2.3	0	0	3	2	1	5	3.4		
at Truman	01/13/07	24	2	3	.667	0	0	.000	1	2	.500	1	4	5	2.5	1	0	4	2	0	0	3.5		
SOUTHWEST BAPTIST	01/17/07	21	4	6	.667	0	0	.000	0	0	.000	2	2	4	2.6	1	0	5	2	0	3	3.8		
PITTSBURG STATE	01/20/07	24	2	5	.400	0	0	.000	0	0	.000	1	3	4	2.6	3	0	7	0	0	2	4	3.8	
at Missouri Southern	01/24/07	16	2	3	.667	1	1	1.000	1	2	.500	1	2	3	2.7	0	0	4	2	0	1	6	3.9	
at Missouri Western	01/27/07	19	2	2	1.000	0	0	.000	0	2	.000	2	5	7	2.9	1	0	3	4	0	2	4	3.9	
MISSOURI SOUTHERN	02/01/07	25	1	2	.500	0	0	.000	4	4	1.000	2	3	5	3.0	0	0	7	0	0	5	6	4.0	
at Pittsburg State	02/03/07	24	1	4	.250	0	1	.000	0	0	.000	3	2	5	3.1	2	0	4	0	0	2	3.9		
at Southwest Baptist	02/06/07	22	1	4	.250	0	0	.000	3	7	.429	1	2	3	3.1	1	0	1	1	0	0	5	4.0	
TRUMAN	02/10/07	18	2	4	.500	0	0	.000	4	4	1.000	0	1	1	3.0	1	0	3	0	0	8	4.1		
at Northwest Missouri	02/14/07	26	2	3	.667	0	0	.000	0	1	.000	3	3	6	3.1	0	0	2	3	0	1	4	4.1	
at Emporia State	02/17/07	17	0	1	.000	0	0	.000	3	4	.750	2	0	2	3.1	3	0	0	1	0	2	3	4.1	
at Fort Hays State	02/21/07	21	2	2	1.000	0	0	.000	0	0	.000	0	2	2	3.0	2	0	4	1	0	0	4	4.1	
CENTRAL MISSOURI	02/24/07	17	1	2	.500	0	0	.000	0	0	.000	0	0	0	2.9	4	0	1	1	0	1	2	4.0	
vs Southwest Baptist	03/02/07	19	3	3	1.000	0	0	.000	0	0	.000	0	0	0	2.8	2	0	1	1	0	2	6	4.1	
vs Emporia State	03/03/07	27	2	4	.500	1	1	1.000	2	3	.667	0	4	4	2.9	2	0	2	0	1	0	7	4.2	
vs Missouri Western	03/04/07	17	1	1	1.000	0	0	.000	3	7	.429	1	1	2	2.8	1	0	0	0	0	0	5	4.2	
vs Angelo State University	03/09/07	24	3	3	1.000	0	0	.000	0	0	.000	5	4	9	3.0	1	0	1	2	0	2	6	4.3	
vs West Texas A&M	03/10/07	22	0	1	.000	0	0	.000	0	0	.000	0	0	0	2.9	3	0	2	1	0	1	0	4.1	
Totals		0	614	47	82	.573	2	3	.667	36	61	.590	33	61	94	2.9	42	0	75	28	5	38	132	4.1

Career Highs

Points	13, vs Missouri Valley	1/1/06
Field Goals	5, vs Missouri Valley	1/1/06
Field Goal Attempts	6, two times	
Free Throws	4, two times	11/25/06
Free Throw Attempts	7, two times	
Three-Point Field Goals	1, at Missouri Southern	1/24/07
Three-Point Attempts	1, four times	
Rebounds	9, vs Angelo State	3/9/07
Assists	7, two times	
Steals	6, vs Benedictine	12/12/06
Blocked Shots	2, vs Fort Hays State	1/10/07
Minutes Played	27, vs Emporia State	3/3/07

Season Highs

Points	8, threetimes	
Field Goals	4, vs Southwest Baptist	1/17/07
Field Goal Attempts	6, vs Southwest Baptist	1/17/07
3-Point Field Goals	1, at Missouri Southern	1/24/07
3-Point Attempts	1, at Missouri Southern	1/24/07
Free Throws	4, two times	
Free Throw Attempts	7, two times	
Rebounds	9, vs Angelo State	3/9/07
Assists	7, two times	
Steals	6, vs Benedictine	12/12/06
Blocked Shots	2, vs Fort Hays State	1/10/07
Minutes Played	27, vs Emporia State	3/3/07

Career Miscellaneous

Double Figure Scoring	2	
Fr-2	So-0	
Double Figure Rebounding	0	
Fr-0	So-0	
Games with 5+ Rebounds	7	
Fr-1	So-6	
Games with 5+ Assists	7	
Fr-3	So-4	
Double-Double Games	0	
Fr-0	So-0	

At Washburn

Has played in 51 career games averaging 3.4 points per game ...has 91 assists compared to 33 turnovers while running primarily the point guard position.

In 2006-07

Has played in all 30 games averaging 4.2 points per game ... hit go-ahead free throw against Missouri Western in MIAA Tournament Championship game ... named to MIAA Commissioner's Academic Honor Roll ... joined the team after soccer season ended where she was named the MVP of the MIAA after leading the league in scoring and was named first team all-region and second team All-American.

In 2005-06

Played in 22 games as a freshman after joining the Lady Blues after soccer season ended ... scored 2.5 points per game ... scored a career-high 13 points against Missouri Valley ... passed out 19 assists and recorded 22 steals.

Background

Joined the team after breaking the Washburn soccer single season record with 13 goals as a freshman en route to all-region and unanimous first team all-MIAA honors ... an all-city and all-state Class 5A selection in basketball as a junior ... named Topeka Shawnee County Sports Council Most Outstanding

Overall and Spring Season Female Athlete of the Year ... an all-city, all-league and all-state selection in soccer and finished her prep career with 73 goals and 30 assists.

Personal

Born June 8, 1987 ... daughter of Darrel and Marilyn Mainz ... majoring in education.

Mainz's Career Stats

YEAR	GP	GS	MIN	AVG	FG	FGA	PCT	3FG	3FGA	PCT	FT	FTA	PCT	OFF	DEF	TOT	AVG	PF	FO	A	TO	BLK	ST	PTS	AVG
2005-06	22	0	186	8.5	19	34	.559	0	3	.000	16	22	.727	20	23	43	2.0	10	0	19	8	2	22	54	2.5
2006-07	32	0	614	19.2	47	82	.573	2	3	.667	36	61	.590	33	61	94	2.9	42	0	75	28	5	38	132	4.1
TOTAL	54	0	800	14.8	66	116	.569	2	6	.333	52	83	.627	53	84	137	2.5	52	0	94	36	7	60	186	3.4

1993, 2003, 2004, 2005, 2006 MIAA Champs • 2005 NCAA Champs

#15 Nikki Holmes

5-10 | Senior | Guard | Arlington, Texas | Tyler JC



Opponent	Date	TOTAL			3-PTS			REBOUNDS										PF	FO	A	TO	Blk	Stl	Pts	Avg
		GS	Min	FG FGA	Pct	3FG FGA	Pct	FT FTA	Pct	Off	Def	Tot	Avg												
vs Southwestern Oklahoma	11/17/06	8	1	4	.250	0	1	.000	0	0	.000	1	2	3	3.0	0	0	0	0	0	0	2	2.0		
vs Cameron	11/18/06	10	3	5	.600	2	4	.500	1	3	.333	1	1	2	2.5	1	0	1	0	0	0	9	5.5		
CAMERON	11/24/06	14	2	7	.286	1	5	.200	1	2	.500	2	2	4	3.0	2	0	1	4	0	2	6	5.3		
SOUTHWESTERN (KAN.)	12/04/06	10	1	4	.250	0	1	.000	0	0	.000	1	2	3	3.0	1	0	0	2	2	0	2	4.8		
MISSOURI WESTERN	12/09/06	2	1	1	1.000	0	0	.000	0	0	.000	0	0	0	2.4	1	0	0	1	0	0	2	4.2		
BENEDICTINE	12/12/06	12	3	8	.375	1	3	.333	0	0	.000	0	2	2	2.3	2	0	3	0	0	0	7	4.7		
LINCOLN	12/16/06	14	4	6	.667	2	4	.500	1	2	.500	0	4	4	2.6	0	0	1	1	0	1	11	5.6		
vs Northwood Univ.	12/19/06	17	2	5	.400	1	2	.500	0	0	.000	0	3	3	2.6	0	0	1	1	1	1	5	5.3		
vs Glenville State College at Central Missouri	12/20/06	8	0	0	.000	0	0	.000	0	0	.000	0	0	0	2.3	0	0	0	0	0	0	0	4.9		
	12/30/06	18	2	6	.333	1	4	.250	0	0	.000	0	1	1	2.2	1	0	0	4	0	0	5	4.9		
EMPORIA STATE	01/03/07	8	3	4	.750	0	0	.000	2	2	1.000	0	1	1	2.1	0	0	0	0	0	0	1	8	5.2	
NORTHWEST MISSOURI	01/06/07	14	3	7	.429	0	3	.000	0	1	.000	1	4	5	2.3	3	0	3	2	1	0	6	5.3		
FORT HAYS STATE	01/10/07	18	3	8	.375	0	1	.000	0	0	.000	2	3	5	2.5	1	0	0	2	0	2	6	5.3		
at Truman	01/13/07	9	1	2	.500	0	1	.000	2	2	1.000	0	4	4	2.6	2	0	1	2	0	1	4	5.2		
SOUTHWEST BAPTIST	01/17/07	13	1	6	.167	0	3	.000	0	0	.000	0	4	4	2.7	1	0	0	1	0	1	2	5.0		
PITTSBURG STATE	01/20/07	8	3	5	.600	1	3	.333	0	0	.000	0	3	3	2.8	2	0	0	1	0	1	7	5.1		
at Missouri Southern	01/24/07	5	0	2	.000	0	0	.000	0	0	.000	0	0	0	2.6	0	0	0	2	0	0	0	4.8		
at Missouri Western	01/27/07	3	1	2	.500	0	1	.000	0	0	.000	0	0	0	2.4	0	0	0	1	0	1	2	4.7		
MISSOURI SOUTHERN	02/01/07	9	1	6	.167	0	2	.000	0	0	.000	0	1	1	2.4	3	0	0	0	0	0	2	4.5		
at Pittsburg State	02/03/07	2	0	1	.000	0	0	.000	0	0	.000	0	0	0	2.3	0	0	0	0	0	0	0	4.3		
at Southwest Baptist	02/06/07	12	0	1	.000	0	0	.000	0	0	.000	0	5	5	2.4	1	0	2	1	0	1	0	4.1		
TRUMAN	02/10/07	11	4	5	.800	1	1	1.000	2	2	1.000	1	2	3	2.4	1	0	0	0	1	1	11	4.4		
at Northwest Missouri	02/14/07	7	2	3	.667	0	0	.000	1	2	.500	0	0	0	2.3	0	0	0	0	0	0	5	4.4		
at Emporia State	02/17/07	3	0	0	.000	0	0	.000	0	0	.000	0	0	0	2.2	0	0	0	0	0	1	0	4.3		
at Fort Hays State	02/21/07	11	1	4	.250	0	1	.000	0	0	.000	0	1	1	2.2	2	0	0	0	0	0	2	4.2		
CENTRAL MISSOURI	02/24/07	4	1	1	1.000	0	0	.000	0	0	.000	0	0	0	2.1	0	0	0	0	0	0	1	2	4.1	
vs Southwest Baptist	03/02/07	12	4	6	.667	2	3	.667	0	0	.000	1	2	3	2.1	2	0	1	1	0	1	10	4.3		
vs Emporia State	03/03/07	2	0	1	.000	0	0	.000	0	0	.000	0	0	0	2.0	1	0	0	0	0	0	0	4.1		
vs Missouri Western	03/04/07	2	0	0	.000	0	0	.000	0	0	.000	0	0	0	2.0	0	0	0	0	0	0	0	4.0		
vs Angelo State University	03/09/07	13	1	5	.200	1	3	.333	0	0	.000	0	3	3	2.0	4	0	0	1	0	1	3	4.0		
vs West Texas A&M	03/10/07	3	0	0	.000	0	0	.000	0	0	.000	0	1	1	2.0	0	0	0	0	0	0	0	3.8		
Totals		0	282	48	115	.417	13	46	.283	10	16	.625	10	51	61	2.0	31	0	14	27	6	16	119	3.8	

Career Highs

Points	11, two times
Field Goals	4, three times
Field Goal Attempts	8, two times
3-Point Field Goals	2, three times
3-Point Attempts	5, vs Cameron 11/24/06
Free Throws	1, two times
Free Throw Attempts	3, vs Cameron 11/18/06
Rebounds	5, two times
Assists	3, vs Benedictine 12/12/06
Steals	2, two times
Blocked Shots	2, vs Southwestern 12/4/06
Minutes Played	18, two times

Season Highs

Points	11, two times
Field Goals	4, three times
Field Goal Attempts	8, two times
3-Point Field Goals	2, three times
3-Point Attempts	5, vs Cameron 11/24/06
Free Throws	1, two times
Free Throw Attempts	3, vs Cameron 11/18/06
Rebounds	5, two times
Assists	3, vs Benedictine 12/12/06
Steals	2, two times
Blocked Shots	2, vs Southwestern 12/4/06
Minutes Played	18, two times

Career Miscellaneous

Double Figure Scoring	2
Sr.-2	
Double Figure Rebounding	0
Sr.-0	
Games with 5+ Rebounds	3
Sr.-3	
Games with 5+ Assists	0
Sr.-0	
Double-Double Games	0
Sr.-0	

In 2006-07

Has played in 29 games averaging 4.0 points per game in her first season at Washburn ... has scored 11 points twice, once against Truman and against Lincoln ... scored 10 in the MIAA Tournament quarterfinals against Southwest Baptist.

Background

Averaged 15.9 points with 6.1 rebounds and 2.1 assists as a freshman at TJC and 12.2 points, 3.9 rebounds with 2.0 assists as a sophomore earning honorable mention All-American and first team all-region honors ... Sam Houston High School, was named the offensive player of the year as a senior and a first team all-district pick as a sophomore, junior and senior.

Personal

Born Aug. 17, 1983 ... majoring in criminal justice.

Holmes' Career Stats

YEAR	GP	GS	MIN	AVG	FG	FGA	PCT	3FG	3FGA	PCT	FT	FTA	PCT	OFF	DEF	TOT	AVG	PF	FO	A	TO	BLK	ST	PTS	AVG
2006-07	31	0	282	9.1	48	115	.417	13	46	.283	10	16	.625	10	51	61	2.0	31	0	14	27	6	16	119	3.8
TOTAL	31	0	282	9.1	48	115	.417	13	46	.283	10	16	.625	10	51	61	2.0	31	0	14	27	6	16	119	3.8

#20 Holly Henrichs

5-5 | Senior | Guard | Dodge City, Kan. | Dodge City HS



Opponent	Date	GS	Min	TOTAL		3-PTS			REBOUNDS										Pts	Avg			
				FG	FGA	Pct	3FG	FGA	Pct	FT	FTA	Pct	Off	Def	Tot	Avg	PF	FO			A	TO	Blk
vs Southwestern Oklahoma	11/17/06	7	1	1	1.000	1	1	1.000	0	0	.000	0	0	0	0.0	2	0	0	1	0	0	3	3.0
vs Cameron	11/18/06	3	0	0	.000	0	0	.000	0	0	.000	0	0	0	0.0	0	0	1	0	0	0	0	1.5
CAMERON	11/24/06	4	0	0	.000	0	0	.000	0	0	.000	0	0	0	0.0	1	0	0	1	0	0	0	1.0
LYNN	11/25/06	7	0	0	.000	0	0	.000	0	0	.000	0	0	0	0.0	0	0	0	0	0	0	0	0.8
SOUTHWESTERN (KAN.)	12/04/06	2	0	0	.000	0	0	.000	0	0	.000	0	0	0	0.0	0	0	0	0	0	0	0	0.4
BENEDICTINE	12/12/06	5	0	1	.000	0	0	.000	0	0	.000	0	1	1	0.2	0	0	0	1	0	0	0	0.5
LINCOLN	12/16/06	5	0	0	.000	0	0	.000	0	0	.000	0	1	1	0.3	0	0	2	0	0	0	0	0.4
vs Northwood Univ.	12/19/06	6	0	0	.000	0	0	.000	0	0	.000	0	2	2	0.5	1	0	1	2	0	0	0	0.4
at Central Missouri	12/30/06	2	0	0	.000	0	0	.000	2	2	1.000	0	0	0	0.4	0	0	0	0	0	0	2	0.6
NORTHWEST MISSOURI	01/06/07	3	0	0	.000	0	0	.000	0	0	.000	0	0	0	0.4	0	0	0	0	0	0	0	0.5
FORT HAYS STATE	01/10/07	4	0	0	.000	0	0	.000	0	0	.000	0	0	0	0.4	1	0	0	0	0	0	0	0.5
at Truman	01/13/07	3	1	1	1.000	0	0	.000	0	0	.000	0	0	0	0.3	0	0	1	0	0	1	2	0.6
SOUTHWEST BAPTIST	01/17/07	4	0	0	.000	0	0	.000	0	0	.000	0	0	0	0.3	1	0	0	0	0	0	0	0.5
PITTSBURG STATE	01/20/07	2	0	0	.000	0	0	.000	2	2	1.000	1	0	1	0.4	0	0	0	0	0	0	2	0.6
MISSOURI SOUTHERN	02/01/07	3	0	0	.000	0	0	.000	0	0	.000	0	0	0	0.3	0	0	0	0	0	1	0	0.6
at Pittsburg State	02/03/07	1	0	0	.000	0	0	.000	0	0	.000	0	0	0	0.3	0	0	0	0	0	0	0	0.6
at Southwest Baptist	02/06/07	3	0	0	.000	0	0	.000	0	0	.000	0	0	0	0.3	0	0	0	0	0	0	0	0.5
TRUMAN	02/10/07	4	0	0	.000	0	0	.000	0	1	1.000	0	1	1	0.3	0	0	0	0	0	0	0	0.5
at Fort Hays State	02/21/07	0	0	0	.000	0	0	.000	0	0	.000	0	0	0	0.3	0	0	0	0	0	0	0	0.5
CENTRAL MISSOURI	02/24/07	0	0	0	.000	0	0	.000	0	0	.000	0	0	0	0.3	0	0	0	0	0	0	0	0.5
vs Southwest Baptist	03/02/07	5	0	0	.000	0	0	.000	0	0	.000	0	0	0	0.3	0	0	1	0	0	1	0	0.4
vs Angelo State University	03/09/07	5	0	0	.000	0	0	.000	0	0	.000	0	0	0	0.3	0	0	0	0	0	0	0	0.4
vs West Texas A&M	03/10/07	0	0	0	.000	0	0	.000	0	0	.000	0	0	0	0.3	0	0	0	0	0	0	0	0.4

Career Highs

Points	5, two times
Field Goals	1, nine times
Field Goal Attempts	2, vs Pittsburg State 1/18/06
Free Throws	4, vs Southwest Baptist 1/19/05
Free Throw Attempts	6, vs Southwest Baptist 1/19/05
Three-Point Field Goals	1, two times
Three-Point Attempts	1, seven times
Rebounds	2, two times
Assists	2, vs Lincoln 12/16/06
Steals	1, nine times
Blocked Shots	1, two times
Minutes Played	8, vs Baker 11/29/03

Season Highs

Points	3, vs Southwestern Okla. 11/17/06
Field Goals	1, two times
Field Goal Attempts	1, three times
3-Point Field Goals	1, vs Southwestern Okla. 11/17/06
3-Point Attempts	1, vs Southwestern Okla. 11/17/06
Free Throws	2, two times
Free Throw Attempts	2, two times
Rebounds	2, vs Northwood 12/19/06
Assists	1, vs Cameron 11/18/06
Steals	1, at Truman 1/13/07
Blocked Shots	-
Minutes Played	7, two times

Career Miscellaneous

Double Figure Scoring		0	
Fr.-0	So.-0	Jr.-0	Sr.-0
Double Figure Rebounding		0	
Fr.-0	So.-0	Jr.-0	Sr.-0
Games with 5+ Rebounds		0	
Fr.-0	So.-0	Jr.-0	Sr.-0
Games with 5+ Assists		0	
Fr.-0	So.-0	Jr.-0	Sr.-0
Double-Double Games		0	
Fr.-0	So.-0	Jr.-0	Sr.-0

At Washburn

Has been part of three MIAA regular season championship squads and three MIAA Tournament championship teams as well as the 2005 National Championship team ... has played in 76 games scoring 36 points ... the Lady Blues have won 120 games while on the roster.

In 2006-07

Has played in 21 games scoring nine points with six rebounds and six assists ... named to the MIAA Commissioner's Academic Honor Roll.

In 2005-06

Played in 19 games scoring nine points with three steals and two assists ... named to the MIAA Commissioner's Academic Honor Roll.

In 2004-05

Played in 21 games, scoring 10 points and dishing out five assists for the Lady Blues ... scored a career-high four points against Southwest Baptist ... named to the MIAA Commissioner's Academic Honor Roll.

In 2003-04

Played in 15 games, scoring eight points and dishing out four assists ... scored her first career points at Southeastern Oklahoma State.

Background

Was a four-year starter at Dodge City, where she was the team's co-captain and earned first team all-conference honors as a junior and senior ... was named to the Hutchinson News all-area Class 6A after averaging 8.8 points, 9.0 assists and 3.2 steals a game.

Personal

Born August 23, 1984 ... daughter of Kelly and Ronnetta Henrichs... majoring in biology.


Henrichs' Career Stats

YEAR	GP	GS	MIN	AVG	FG	FGA	PCT	3FG	3FGA	PCT	FT	FTA	PCT	OFF	DEF	TOT	AVG	PF	FO	A	TO	BLK	ST	PTS	AVG
2003-04	15	0	48	3.2	3	8	.375	2	5	.400	0	0	.000	1	3	4	0.3	6	0	4	5	1	2	8	0.5
2004-05	21	0	52	2.5	3	6	.500	0	1	.000	4	7	.571	0	4	4	0.2	4	0	5	9	0	3	10	0.5
2005-06	19	0	59	3.1	2	6	.333	0	2	.000	5	12	.417	0	2	2	0.1	5	0	2	6	1	3	9	0.5
2006-07	23	0	78	3.4	2	3	.667	1	1	1.000	4	5	.800	1	5	6	0.3	6	0	6	5	0	3	9	0.4
TOTAL	78	0	237	3.0	10	23	.435	3	9	.333	13	24	.542	2	14	16	0.2	21	0	17	25	2	11	36	0.5

1993, 2003, 2004, 2005, 2006 MIAA Champs • 2005 NCAA Champs

#21 Corkey Stiger

5-9 | Junior | Guard | Hopkinsville, Ky. | Trinity Valley CC | Christian County HS



Opponent	Date	TOTAL				3-PTS				REBOUNDS														
		GS	Min	FG	FGA	Pct	3FG	FGA	Pct	FT	FTA	Pct	Off	Def	Tot	Avg	PF	FO	A	TO	Blk	Stl	Pts	Avg
vs Southwestern Oklahoma	11/17/06	22	5	12	417	2	6	333	1	2	500	0	0	0	0.0	2	0	1	1	0	0	1	13	13.0
vs Cameron	11/18/06	27	4	9	444	2	6	333	7	7	1000	2	2	4	2.0	3	0	4	2	0	0	17	15.0	
CAMERON	11/24/06	18	6	11	545	1	5	200	3	4	750	0	0	0	1.3	2	0	3	2	0	0	16	15.3	
LYNN	11/25/06	22	3	10	300	1	5	200	0	0	000	1	2	3	1.8	3	0	4	1	0	4	7	13.3	
SOUTHWESTERN (KAN.)	12/04/06	19	3	8	375	3	4	750	0	0	000	0	1	1	1.6	0	0	1	0	0	1	9	12.4	
MISSOURI WESTERN	12/09/06	21	6	16	375	2	6	333	0	2	000	1	2	3	1.8	0	0	8	6	0	4	14	12.7	
BENEDICTINE	12/12/06	20	6	8	750	2	3	667	6	6	1000	2	3	5	2.3	2	0	5	1	0	3	20	13.7	
LINCOLN	12/16/06	17	4	7	571	3	6	500	0	0	000	1	0	1	2.1	0	0	1	2	0	3	11	13.4	
vs Northwood Univ.	12/19/06	18	7	10	700	3	6	500	4	4	1000	1	2	3	2.2	4	0	2	0	0	2	21	14.2	
vs Glenville State College	12/20/06	28	3	6	500	0	2	000	2	2	1000	2	3	5	2.5	0	0	7	2	0	3	8	13.6	
at Central Missouri	12/30/06	26	5	13	385	0	6	000	3	4	750	1	3	4	2.6	2	0	3	3	0	2	13	13.5	
EMPORIA STATE	01/03/07	28	3	12	250	1	4	250	1	2	500	4	2	6	2.9	2	0	6	1	0	1	8	13.1	
NORTHWEST MISSOURI	01/06/07	28	6	11	545	2	5	400	0	0	000	3	3	6	3.2	1	0	1	3	1	0	14	13.2	
FORT HAYS STATE	01/10/07	25	2	10	200	1	4	250	2	2	1000	5	2	7	3.4	0	0	2	2	0	1	7	12.7	
at Truman	01/13/07	26	6	12	500	0	1	000	4	4	1000	1	2	3	3.4	1	0	4	0	0	8	16	12.9	
SOUTHWEST BAPTIST	01/17/07	24	3	8	375	0	3	000	0	0	000	4	4	8	3.7	0	0	1	0	0	5	6	12.5	
PITTSBURG STATE	01/20/07	30	5	12	417	1	5	200	2	2	1000	1	4	5	3.8	1	0	2	0	0	3	13	12.5	
at Missouri Southern	01/24/07	28	5	11	455	1	4	250	1	1	1000	0	1	1	3.6	0	0	1	2	0	0	12	12.5	
at Missouri Western	01/27/07	25	2	13	154	0	5	000	0	0	000	2	6	8	3.8	1	0	4	2	0	1	4	12.1	
MISSOURI SOUTHERN	02/01/07	26	7	13	538	2	5	400	2	3	667	1	1	2	3.8	1	0	4	3	0	1	18	12.4	
at Pittsburg State	02/03/07	24	11	16	688	1	2	500	2	3	667	2	0	2	3.7	4	0	1	1	0	3	25	13.0	
at Southwest Baptist	02/06/07	24	10	16	625	3	5	600	1	1	1000	0	2	2	3.6	2	0	2	0	0	3	24	13.5	
TRUMAN	02/10/07	27	8	13	615	1	2	500	2	3	667	0	3	3	3.6	2	0	4	1	0	4	19	13.7	
at Northwest Missouri	02/14/07	24	7	16	438	2	7	286	2	2	1000	1	3	4	3.6	0	0	5	3	0	3	18	13.9	
at Emporia State	02/17/07	25	4	12	333	1	6	167	0	0	000	2	4	6	3.7	2	0	4	5	1	0	9	13.7	
at Fort Hays State	02/21/07	22	3	12	250	1	4	250	0	0	000	1	0	1	3.6	3	0	4	1	0	1	7	13.4	
CENTRAL MISSOURI	02/24/07	32	4	11	364	1	4	250	0	0	000	0	1	1	3.5	1	0	3	5	0	3	9	13.3	
vs Southwest Baptist	03/02/07	28	9	14	643	0	5	000	1	1	1000	1	2	3	3.5	1	0	5	0	0	3	19	13.5	
vs Emporia State	03/03/07	29	7	14	500	5	7	714	2	2	1000	1	2	3	3.4	1	0	2	1	0	3	21	13.7	
vs Missouri Western	03/04/07	27	6	12	500	2	7	286	1	2	500	0	0	0	3.3	1	0	3	3	0	0	15	13.8	
vs Angelo State University	03/09/07	27	4	7	571	1	3	333	3	4	750	1	2	3	3.3	0	0	1	0	0	0	12	13.7	
vs West Texas A&M	03/10/07	26	2	11	182	0	3	000	1	2	500	0	2	2	3.3	1	0	2	2	0	0	5	13.4	
Totals		0	793	166	366	.454	45	146	.308	53	65	.815	41	64	105	3.3	43	0	100	55	2	66	430	13.4

Career Highs

Points	25, at Pittsburg State	2/3/07
Field Goals	11, at Pittsburg State	2/3/07
Field Goal Attempts	16, four times	
3-Point Field Goals	5, vs Emporia State	3/3/07
3-Point Attempts	7, three times	
Free Throws	7, vs Cameron	11/18/06
Free Throw Attempts	7, vs Cameron	11/18/06
Rebounds	8, two times	
Assists	8, two times	
Steals	8, at Truman	1/13/07
Blocked Shots	1, vs Northwest Missouri	1/6/07
Minutes Played	32, vs Central Missouri	2/24/07

Season Highs

Points	25, at Pittsburg State	2/3/07
Field Goals	11, at Pittsburg State	2/3/07
Field Goal Attempts	16, four times	
3-Point Field Goals	5, vs Emporia State	3/3/07
3-Point Attempts	7, three times	
Free Throws	7, vs Cameron	11/18/06
Free Throw Attempts	7, vs Cameron	11/18/06
Rebounds	8, two times	
Assists	8, two times	
Steals	8, at Truman	1/13/07
Blocked Shots	1, vs Northwest Missouri	1/6/07
Minutes Played	32, vs Central Missouri	2/24/07

Career Miscellaneous

Double Figure Scoring	20
Jr.-20	
Double Figure Rebounding	0
Jr.-0	
Games with 5+ Rebounds	7
Jr.-7	
Games with 5+ Assists	6
Jr.-6	
Double-Double Games	0
Jr.-0	

In 2006-07

Is second on the team in scoring with a 13.8 points per game average ... was named second team all-MIAA and named the MIAA Postseason Tournament's Most Valuable Player after recording 55 points, 10 assists, six rebounds and six steals in three games ... set the school record with eight steals against Truman on Jan. 13 ... ranks sixth in single season 3-point attempts with 140, tied for 10th in steals and tied for 13th in steal average ... already ranks 18th on the career 3-point made chart with 44.

Background

Was named third team NJCAA All-American, first team all-conference and region freshman of the year her first season at Trinity Valley ... as a sophomore, she led the team with 17.1 points per game en route to first team all-region and second team all-NJCAA All-American Honors ... named Kodak/WBCA JC/CC All-American ... at Christian County High School, was named second team All-American and regional player of the year as a senior.

Personal

Born May 13, 1986 ... daughter of Lecia Stiger and Willie Wilkerson ... majoring in art.

Stiger's Career Stats

YEAR	GP	GS	MIN	AVG	FG	FGA	PCT	3FG	3FGA	PCT	FT	FTA	PCT	OFF	DEF	TOT	AVG	PF	FO	A	TO	BLK	ST	PTS	AVG
2006-07	32	0	793	24.8	166	366	.454	45	146	.308	53	65	.815	41	64	105	3.3	43	0	100	55	2	66	430	13.4
TOTAL	32	0	793	24.8	166	366	.454	45	146	.308	53	65	.815	41	64	105	3.3	43	0	100	55	2	66	430	13.4

1993, 2003, 2004, 2005, 2006 MIAA Champs • 2005 NCAA Champs

5-10 | Sophomore | Guard | Salina, Kan. | Sacred Heart HS



Opponent	Date	TOTAL			3-PTS			REBOUNDS																
		GS	Min	FG FGA	Pct	3FG FGA	Pct	FT	FTA	Pct	Off	Def	Tot	Avg	PF	FO	A	TO	Blk	Sd	Pts	Avg		
vs Southwestern Oklahoma	11/17/06	6	0	2	1.000	0	0	1.000	0	0	.000	2	0	2	1.0	0	0	0	0	1	0	0	0.6	
vs Cameron	11/18/06	2	0	1	.000	0	1	.000	0	0	.000	0	0	0	0.0	0	0	0	0	1	0	0	0.0	
CAMERON	11/24/06	4	0	1	.000	0	0	.000	1	2	.500	0	0	0	0.7	0	0	0	0	0	0	1	0.3	
LYNN	11/25/06	8	0	1	.000	0	1	.000	0	0	.000	0	2	2	1.0	0	0	1	1	0	0	0	0.3	
SOUTHWESTERN (KAN.)	12/04/06	2	1	2	.500	0	0	.000	0	0	.000	0	0	0	0.8	0	0	0	0	1	1	2	0.6	
BENEDICTINE	12/12/06	3	0	0	.000	0	0	.000	0	0	.000	0	0	0	0.7	0	0	1	0	0	1	0	0.5	
LINCOLN	12/16/06	6	0	1	.000	0	1	.000	2	2	1.000	1	1	2	0.9	0	0	0	0	1	0	0	2	0.7
vs Northwood Univ.	12/19/06	6	0	1	.000	0	0	.000	1	2	.500	0	0	0	0.8	0	0	0	0	0	0	1	0.8	
at Central Missouri	12/30/06	2	0	0	.000	0	0	.000	0	0	.000	0	2	2	0.9	0	0	0	0	0	0	0	0	0.6
NORTHWEST MISSOURI	01/06/07	6	0	2	.000	0	0	.000	0	0	.000	0	0	0	0.8	0	0	0	1	0	0	0	0	0.7
FORT HAYS STATE	01/10/07	9	1	3	.333	0	0	.000	0	0	.000	0	1	1	0.8	0	0	1	0	0	1	2	0.7	
SOUTHWEST BAPTIST	01/17/07	6	0	2	.000	0	1	.000	0	0	.000	2	1	3	1.0	0	0	2	0	0	0	0	0	0.7
PITTSBURG STATE	01/20/07	2	1	1	1.000	1	1	1.000	0	0	.000	0	1	1	1.0	0	0	0	0	0	1	3	0.8	
at Pittsburg State	02/03/07	1	0	0	.000	0	0	.000	0	0	.000	0	0	0	0.9	0	0	0	0	0	0	0	0	0.8
at Southwest Baptist	02/06/07	3	0	1	.000	0	0	.000	0	0	.000	0	0	0	0.9	1	0	0	1	0	0	0	0	0.7
TRUMAN	02/10/07	4	0	1	.000	0	0	.000	0	0	.000	0	0	0	0.8	1	0	0	0	0	0	0	0	0.7
at Fort Hays State	02/21/07	0	0	0	.000	0	0	.000	0	0	.000	0	0	0	0.8	0	0	0	0	0	0	0	0	0.6
CENTRAL MISSOURI	02/24/07	2	0	1	.000	0	0	.000	0	0	.000	0	0	0	0.7	0	0	0	0	0	0	0	0	0.6
vs Southwest Baptist	03/02/07	7	0	0	.000	0	0	.000	0	0	.000	0	0	0	0.8	2	0	0	2	0	0	0	0	0.6
vs Angelo State University	03/09/07	5	0	2	.000	0	0	.000	0	0	.000	0	0	0	0.7	1	0	0	0	0	0	0	0	0.6
vs West Texas A&M	03/10/07	0	0	0	.000	0	0	.000	0	0	.000	0	0	0	0.6	0	0	0	0	0	0	0	0	0.5
Totals		0	84	3	.22	136	1	6	.167	4	6	.667	5	8	13	0.6	5	0	6	7	2	4	11	0.5

[illegible]

Points	7, vs Missouri Valley	1/1/06
Field Goals	3, vs Missouri Valley	1/1/06
Field Goal Attempts	6, vs Missouri Valley	1/1/06
Free Throws	4, vs CSU-Stanislaus	11/24/05
Free Throw Attempts	6, vs CSU-Stanislaus	11/24/05
Three-Point Field Goals	2, vs West Virginia Tech	11/25/05
Three-Point Attempts	2, three times	
Rebounds	3, vs Southwest Baptist	1/17/07
Assists	4, vs Central Okla.	11/18/05
Steals	1, vs Southwestern	12/4/06
Blocked Shots	1, six times	
Minutes Played	9, two times	

Points	3, vs Pittsburg State	1/20/07
Field Goals	1, three times	
Field Goal Attempts	3, vs Fort Hays State	1/10/07
3-Point Field Goals	1, vs Pittsburg State	1/20/07
3-Point Attempts	1, four times	
Free Throws	2, vs Lincoln	12/16/06
Free Throw Attempts	2, two times	
Rebounds	3, vs Southwest Baptist	1/17/07
Assists	1, two times	
Steals	2, vs Southwest Baptist	1/17/07
Blocked Shots	1, two times	
Minutes Played	9, vs Fort Hays State	1/10/07

Double Figure Scoring	0
Fr.-0	So.-0
Double Figure Rebounding	0
Fr.-0	So.-0
Games with 5+ Rebounds	0
Fr.-0	So.-0
Games with 5+ Assists	0
Fr.-0	So.-0
Double-Double Games	0
Fr.-0	So.-0

Has played in 38 career games scoring 52 points with 27 rebound.

Has played in 19 games recording 11 points with 13 rebound and six assists.

Played in 19 games as a freshman averaging 2.2 points per game ... hit 5 of 10 3-point attempts ... scored a career-high seven points against Missouri Valley on New Year's Day.

A 2005 graduate of Salina Sacred Heart High School, where she averaged 16.7 points and 5.0 rebounds a game as a senior to lead the Knights to a second place finish in the Class 2A state tournament and a 23-3 record ... earned all-league, all-county and all-state honors four seasons for the Knights ... scored 555 points as a junior to finish with a 23.0 points a game average to lead the squad to a 22-2 record and state tournament berth. Finished her career with 1665 points, 540 rebounds and 371 assists.


Born Nov. 18, 1986 ... daughter of Jim and Rose Wittman ... father played basketball at Fort Hays State, while her mother

played basketball at Butler County and Fort Hays State ... sister Dani is a senior on the University of Kansas volleyball team.

Wittman's Career Stats																									
YEAR	GP	GS	MIN	AVG	FG	FGA	PCT	3FG	3FGA	PCT	FT	FTA	PCT	OFF	DEF	TOT	AVG	PF	FO	A	TO	BLK	ST	PTS	AVG
2005-06	19	0	78	4.1	13	30	.433	5	10	.500	10	12	.833	2	12	14	0.7	9	0	14	8	3	0	41	2.2
2006-07	21	0	84	4.0	3	22	.136	1	6	.167	4	6	.667	5	8	13	0.6	5	0	6	7	2	4	11	0.5
TOTAL	40	0	162	4.1	16	52	.308	6	16	.375	14	18	.778	7	20	27	0.7	14	0	20	15	5	4	52	1.3

#25 Megan Sullivan

6-1 | Senior | Forward | Spring Hill, Kan. | Spring Hill HS



Opponent	Date	GS	TOTAL		3-PTS		Pct	FT	FTA	Pct	REBOUNDS				PF	FO	A	TO	Blk	Stl	Pts	Avg			
			FG	FGA	3FG	FGA					Off	Def	Tot	Avg											
vs Southwestern Oklahoma	11/17/06	*	18	1	5	.200	0	0	.000	0	0	.000	1	2	3	3.0	3	0	1	1	0	2	2.0		
vs Cameron	11/18/06	*	12	4	7	.571	0	0	.000	0	0	.000	2	0	2	2.5	2	0	0	2	0	1	8	5.0	
CAMERON	11/24/06	*	18	1	3	.333	0	0	.000	0	0	.000	1	1	2	2.3	1	0	1	0	0	2	2	4.0	
LYNN	11/25/06	*	18	4	10	.400	0	0	.000	2	2	1.000	2	3	5	3.0	0	0	2	0	3	10	5.5		
SOUTHWESTERN (KAN.)	12/04/06	*	25	7	13	.538	0	0	.000	0	0	.000	2	4	6	3.6	0	0	2	2	0	2	14	7.2	
MISSOURI WESTERN	12/09/06	*	17	1	5	.200	0	0	.000	0	2	.000	2	3	5	3.8	3	0	1	0	1	2	6.3		
BENEDICTINE	12/12/06	*	19	4	6	.667	0	0	.000	1	3	.333	3	1	4	3.9	1	0	1	1	0	0	9	6.7	
LINCOLN	12/16/06	*	20	3	6	.500	0	0	.000	0	0	.000	3	1	4	3.9	0	0	0	0	0	0	6	6.6	
vs Northwood Univ.	12/19/06	*	13	2	4	.500	0	0	.000	0	2	.000	0	2	2	3.7	2	0	2	5	0	1	4	6.3	
vs Glenville State College	12/20/06	*	19	5	8	.625	0	0	.000	1	2	.500	1	0	1	3.4	4	0	1	1	0	1	11	6.8	
at Central Missouri	12/30/06	*	15	1	4	.250	0	0	.000	1	2	.500	1	4	5	3.5	0	0	1	0	0	0	3	6.5	
EMPORIA STATE	01/03/07	*	23	2	5	.400	0	0	.000	0	0	.000	3	4	7	3.8	3	0	2	0	0	0	4	6.3	
NORTHWEST MISSOURI	01/06/07	*	11	0	1	.000	0	0	.000	0	0	.000	0	1	1	3.6	4	0	1	1	0	0	0	5.8	
FORT HAYS STATE	01/10/07	*	10	3	4	.750	0	0	.000	1	1	1.000	2	0	2	3.5	0	0	1	1	0	1	7	5.9	
at Truman	01/13/07	*	16	1	4	.250	0	0	.000	0	0	.000	0	1	1	3.3	1	0	2	3	0	0	2	5.6	
SOUTHWEST BAPTIST	01/17/07	*	13	5	8	.625	0	0	.000	0	0	.000	1	0	1	3.2	4	0	3	2	0	0	10	5.9	
PITTSBURG STATE	01/20/07	*	21	3	7	.429	0	0	.000	2	2	1.000	2	3	5	3.3	1	0	0	0	2	0	8	6.0	
at Missouri Southern	01/24/07	*	21	3	8	.375	0	0	.000	0	0	.000	1	3	4	3.3	2	0	0	1	0	1	6	6.0	
at Missouri Western	01/27/07	*	11	1	4	.250	0	0	.000	1	2	.500	0	1	1	3.2	1	0	0	2	0	0	3	5.8	
MISSOURI SOUTHERN	02/01/07	*	26	0	3	.000	0	0	.000	0	0	.000	2	2	4	3.3	1	0	1	2	0	0	0	5.6	
at Pittsburg State	02/03/07	*	14	1	2	.500	0	0	.000	1	2	.500	1	3	4	3.3	2	0	1	3	1	0	3	5.4	
at Southwest Baptist	02/06/07	*	23	2	7	.286	0	0	.000	3	4	.750	5	3	8	3.5	0	0	5	0	0	2	7	5.5	
TRUMAN	02/10/07	*	14	1	4	.250	0	0	.000	0	0	.000	0	2	2	3.4	3	0	2	2	0	2	2	5.3	
at Northwest Missouri	02/14/07	*	20	6	9	.667	0	0	.000	0	0	.000	2	4	6	3.5	2	0	2	0	1	1	12	5.6	
at Emporia State	02/17/07	*	23	4	7	.571	0	0	.000	0	0	.000	0	5	5	3.6	3	0	5	1	2	0	8	5.7	
at Fort Hays State	02/21/07	*	18	2	5	.400	0	0	.000	2	2	1.000	1	3	4	3.6	4	0	2	0	0	0	6	5.7	
CENTRAL MISSOURI	02/24/07	*	19	1	4	.250	0	0	.000	2	2	1.000	1	3	4	3.6	5	1	1	2	0	1	4	5.7	
vs Southwest Baptist	03/02/07	*	17	1	2	.500	0	0	.000	0	2	.000	0	0	0	3.5	0	5	2	0	0	0	2	5.5	
vs Emporia State	03/03/07	*	21	1	6	.167	0	0	.000	0	0	.000	1	5	6	3.6	1	0	2	1	0	0	2	5.4	
vs Missouri Western	03/04/07	*	18	3	6	.500	0	0	.000	0	0	.000	1	3	4	3.6	1	0	1	1	0	0	6	5.4	
vs Angelo State University	03/09/07	*	18	4	6	.667	0	0	.000	2	2	1.000	0	4	4	3.6	1	0	0	0	0	1	10	5.6	
vs West Texas A&M	03/10/07	*	21	2	4	.500	0	0	.000	0	0	.000	2	2	4	3.6	3	0	0	0	0	0	4	5.5	
Totals			32	572	79	177	.446	0	0	.000	19	32	.594	43	73	116	3.6	58	1	44	41	7	22	177	5.5

At Washburn

Ranks 14th on the all-time blocked shot chart with 44 and 16th in career average ...her 473 rebounds are 18th on the all-time career chart ... she is tied for 25th with 57 career starts scoring 615 points ... has been part of three MIAA regular season championship squads and three MIAA Tournament championship teams as well as the 2005 National Championship team.

In 2006-07

Has started all 30 games scoring 5.4 points per game with 3.6 rebounds ... scored a season-high 14 points against Southwestern ... named to the MIAA Commissioner's Academic Honor Roll.

In 2005-06

Started the first 27 games of the season before suffering season-ending knee injury against Central Missouri in the regular season finale ... averaged 9.4 points and 6.9 rebounds per game ... rebounding average was seventh in the MIAA ... scored a career-high 20 points against Truman ... recorded a career-high 14 rebounds in an overtime win over Missouri Southern ... named to the MIAA Commissioner's Academic Honor Roll

In 2004-05

Sullivan's Career Stats

YEAR	GP	GS	MIN	AVG	FG	FGA	PCT	3FG	3FGA	PCT	FT	FTA	PCT	OFF	DEF	TOT	AVG	PF	FO	A	TO	BLK	ST	PTS	AVG
2003-04	22	0	174	7.9	21	53	.396	0	0	.000	8	18	.444	24	20	44	2.0	12	0	9	14	2	11	50	2.3
2004-05	37	0	483	13.1	65	147	.442	0	1	.000	19	41	.463	36	99	135	3.6	49	1	28	39	13	25	149	4.0
2005-06	27	27	629	23.3	106	203	.522	0	0	.000	41	65	.631	83	103	186	6.9	53	0	32	41	22	20	253	9.4
2006-07	32	32	572	17.9	79	177	.446	0	0	.000	19	32	.594	43	73	116	3.6	58	1	44	41	7	22	177	5.5
TOTAL	118	59	1858	15.7	271	580	.467	0	1	.000	87	156	.558	186	295	481	4.1	172	2	113	135	44	78	629	5.3

Career Highs

Points	20, at Truman	12/30/05
Field Goals	9, vs Cameron	12/21/05
Field Goal Attempts	16, vs Cameron	12/21/05
Free Throws	6, vs Pittsburg State	1/18/06
Free Throw Attempts	6, three times	
Three-Point Field Goals	—	
Three-Point Attempts	1, at Northwest Missouri	2/16/05
Rebounds	14, vs Missouri Southern	2/4/06
Assists	5, three times	
Steals	5, vs Rockhurst	11/17/04
Blocked Shots	3, three times	
Minutes Played	39, vs Missouri Southern	2/4/06

Season Highs

Points	14, vs Southwestern	12/4/06
Field Goals	7, vs Southwestern	12/04/06
Field Goal Attempts	13, vs Southwestern	12/4/06
3-Point Field Goals	-	
3-Point Attempts	-	
Free Throws	3, vs Southwest Baptist	2/6/07
Free Throw Attempts	4, vs Southwest Baptist	2/6/07
Rebounds	8, vs Southwest Baptist	2/6/07
Assists	5, three times	
Steals	3, vs Lynn	11/25/06
Blocked Shots	2, three times	
Minutes Played	26, vs Missouri Southern	2/1/07

Career Miscellaneous

Double Figure Scoring	21		
Fr.-0	So.-4	Jr.-11	Sr.-6
Double Figure Rebounding	5		
Fr.-0	So.-1	Jr.-4	Sr.-0
Games with 5+ Rebounds	49		
Fr.-2	So.-14	Jr.-23	Sr.-10
Games with 5+ Assists	3		
Fr.-0	So.-0	Jr.-0	Sr.-3
Double-Double Games	2		
Fr.-0	So.-0	Jr.-2	Sr.-0

Played in all 37 games, averaging 4.0 points and 3.6 rebounds a game ... scored a career-high 11 points in the MIAA opener against Missouri Western ... named to the MIAA Commissioner's Academic Honor Roll.

In 2003-04

Played in 22 games, scoring 2.3 points and grabbing 2.0 rebounds a game.

Background

A 2003 graduate of Spring Hill High School, where she earned Class 4A all-state honors to help the Broncos to a 56-45 win in the Class 4A state basketball championship over Hayden as a senior ... averaged 18 points and 10 rebounds a game in 2002-03 and was a four-year member of the all-league team ... also earned all-league honors in volleyball and was Academic all-state in 2003.

Personal

Born March 11, 1985 ... daughter of Tim and Linda Sullivan ... majoring in nursing.

#32 Brooke Ubelaker

5-11 | Senior | Forward | Osborne, Kan. | Osborne HS



Opponent	Date	GS	Min	TOTAL			3-PTS			FT	REBOUNDS			PF	FO	A	TO	Blk	Stl	Pts	Avg			
				FG	FGA	Pct	3FG	FGA	Pct		Off	Def	Tot											
vs Southwestern Oklahoma	11/17/06 *	25	4	10	.400	4	10	.400	2	2	1,000	0	3	3.0	1	0	6	0	2	14	14.0			
vs Cameron	11/18/06 *	30	5	5	.800	2	2	1,000	1	1	1,000	1	6	7	5.0	3	0	4	1	0	11	12.5		
vs CAMERON	11/24/06 *	29	6	11	.545	4	6	.667	2	2	1,000	1	4	5	5.0	0	0	4	0	0	18	14.3		
LYNN	11/25/06 *	23	5	5	1,000	3	3	1,000	4	6	.667	2	5	7	5.5	0	0	2	0	0	17	15.0		
SOUTHWESTERN (KAN.)	12/04/06 *	30	3	12	.250	2	8	.250	2	2	1,000	2	5	7	5.8	1	0	4	2	1	2	10	14.0	
MISSOURI WESTERN	12/09/06 *	36	3	11	.273	0	3	.000	7	7	1,000	2	7	9	6.3	1	0	1	1	0	1	13	13.8	
BENEDICTINE	12/12/06 *	24	4	9	.444	1	3	.333	0	0	.000	1	2	3	5.9	0	0	3	1	0	0	9	13.1	
LINCOLN	12/16/06 *	26	7	15	.467	3	6	.500	1	1	1,000	4	7	11	6.5	2	0	1	0	0	0	18	13.8	
vs Northwest Univ.	12/19/06 *	27	8	14	.571	4	7	.571	3	4	.750	2	4	6	6.4	3	0	2	2	0	0	23	14.8	
vs Glenville State College	12/20/06 *	34	6	15	.400	3	7	.429	0	0	.000	5	2	7	6.5	0	0	0	4	1	1	15	14.8	
at Central Missouri	12/30/06 *	22	7	8	.875	3	4	.750	0	0	.000	4	2	6	6.5	3	0	0	2	0	1	17	15.0	
EMPORIA STATE	01/03/07 *	34	3	11	.273	2	8	.250	4	5	.800	0	3	3	6.2	2	0	1	1	1	2	12	14.8	
NORTHWEST MISSOURI	01/06/07 *	30	7	11	.636	2	6	.333	2	2	1,000	1	4	5	6.1	0	0	4	2	0	1	18	15.0	
FORT HAYS STATE	01/10/07 *	21	4	5	.800	3	4	.750	2	2	1,000	0	6	6	6.1	3	0	1	1	0	0	13	14.9	
at Truman	01/13/07 *	29	6	10	.600	5	7	.714	0	0	.000	1	1	2	5.8	3	0	2	0	2	1	17	15.0	
SOUTHWEST BAPTIST	01/17/07 *	27	7	15	.467	4	11	.364	0	0	.000	0	1	1	5.5	0	0	2	0	1	1	18	15.2	
PITTSBURG STATE	01/20/07 *	32	7	13	.538	3	8	.375	4	5	.800	3	5	8	5.6	2	0	1	2	1	1	21	15.5	
at Missouri Southern	01/24/07 *	32	3	13	.231	3	11	.273	1	2	.500	0	4	4	5.6	3	0	3	4	0	2	10	15.2	
at Missouri Western	01/27/07 *	37	5	13	.385	1	9	.111	1	1	1,000	3	4	7	5.6	0	0	1	2	0	2	12	15.1	
MISSOURI SOUTHERN	02/01/07 *	31	5	9	.556	3	5	.600	3	3	1,000	0	1	1	5.4	1	0	2	1	0	3	16	15.1	
at Pittsburg State	02/03/07 *	38	3	14	.214	2	10	.200	2	2	1,000	1	5	6	5.4	2	0	1	0	1	3	10	14.9	
at Southwest Baptist	02/06/07 *	28	8	12	.667	4	7	.571	1	2	.500	2	1	3	5.3	1	0	1	1	0	1	21	15.1	
TRUMAN	02/10/07 *	29	7	14	.500	3	5	.600	2	2	1,000	2	2	4	5.3	2	0	1	0	0	2	19	15.3	
at Northwest Missouri	02/14/07 *	33	7	12	.583	6	10	.600	2	4	.500	4	2	6	5.3	0	0	1	2	0	2	22	15.6	
at Emporia State	02/17/07 *	37	6	17	.353	3	9	.333	1	1	1,000	2	4	6	5.3	2	0	2	2	0	2	16	15.6	
at Fort Hays State	02/21/07 *	29	4	13	.308	1	7	.143	0	0	.000	4	6	10	5.5	4	0	3	2	0	0	9	15.3	
CENTRAL MISSOURI	02/24/07 *	36	6	12	.500	4	9	.444	4	4	1,000	2	1	3	5.4	2	0	0	1	0	4	20	15.5	
vs Southwest Baptist	03/02/07 *	28	3	14	.214	0	9	.000	2	2	1,000	1	5	6	5.4	1	0	3	0	0	2	8	15.3	
vs Emporia State	03/03/07 *	38	4	9	.444	1	6	.167	4	4	1,000	1	5	6	5.4	2	0	1	1	0	1	13	15.2	
vs Missouri Western	03/04/07 *	38	3	5	.600	2	4	.500	2	2	1,000	0	0	0	5.3	2	0	1	2	0	1	10	15.0	
vs Angelo State University	03/09/07 *	27	5	6	.833	3	4	.750	3	4	.750	1	1	2	5.2	1	0	2	2	1	2	16	15.0	
vs West Texas A&M	03/10/07 *	36	6	14	.429	3	10	.300	0	2	.000	2	7	9	5.3	0	0	5	2	0	1	15	15.0	
Totals		32	976	166	357	.465	87	218	.399	62	74	.838	54	115	169	5.3	47	0	63	43	9	41	481	15.0

At Washburn

One of the best to ever play for the Lady Blues who has left her name all over the career record books sitting in the top 20 in 22 career categories and in the top 20 in 28 single-season categories ... has been part of three MIAA regular season championship squads and three MIAA Tournament championship teams and the 2005 National Championship ... ranks fourth on all-time scoring chart with 1,791 points needing 21 to move into third ... her 225 3-pointers is the most in school history ... has gone 120-11 in a Washburn uniform ... holds school and MIAA record for career starts with 131 ... named to MIAA's 25th Anniversary All-Tournament Honorable Mention team.

In 2006-07

Named unanimous first team All-MIAA after averaging 15 points per game with 5.3 rebounds per game ... broke her own school record with 81 3-pointers this season.

In 2005-06

Earned honorable mention All-American honors after scoring 16.6 points per game hitting a school-record 71 3-pointers ... was a unanimous first team all-MIAA pick ... her 547 points scored were the ninth most in single-season history ... also a first team all-region pick ... scored a career-high 31 points twice ... was third in the MIAA in scoring, fourth in 3-point field goals made and fifth in field goal percentage.

In 2004-05

Ubelaker's Career Stats

YEAR	GP	GS	MIN	AVG	FG	FGA	PCT	3FG	3FGA	PCT	FT	FTA	PCT	OFF	DEF	TOT	AVG	PF	FO	A	TO	BLK	ST	PTS	AVG
2003-04	31	31	654	21.1	121	218	.555	22	50	.440	54	63	.857	61	107	168	5.4	45	1	24	50	7	28	318	10.3
2004-05	37	37	1010	27.3	185	347	.533	51	120	.425	55	77	.714	71	143	214	5.8	73	0	56	72	14	40	476	12.9
2005-06	33	33	962	29.2	197	401	.491	71	189	.376	82	102	.804	45	134	179	5.4	56	0	54	43	14	43	547	16.6
2006-07	32	32	976	30.5	166	357	.465	87	218	.399	62	74	.838	54	115	169	5.3	47	0	63	43	9	41	481	15.0
TOTAL	133	133	3602	27.1	669	1323	.506	231	577	.400	253	316	.801	231	499	730	5.5	221	1	197	208	44	152	1822	13.7

Career Highs

Points	31, two times	
Field Goals	13, at Truman	12/30/05
Field Goal Attempts	24, vs Cameron	12/21/05
Free Throws	8, vs Northwest Missouri	3/6/04
Free Throw Attempts	9, vs Northwest Missouri	3/6/04
Three-Point Field Goals	6, two times	
Three-Point Attempts	12, vs Cameron	12/21/05
Rebounds	12, two times	
Assists	6, two times	
Steals	5, vs Truman State	1/17/04
Blocked Shots	2, five times	
Minutes Played	43, vs Emporia State	3/13/06

Season Highs

Points	23, vs Northwood	12/19/06
Field Goals	8, vs Northwood	12/19/06
Field Goal Attempts	17, vs Emporia State	2/17/07
3-Point Field Goals	6, vs Northwest Missouri	2/14/07
3-Point Attempts	11, two times	
Free Throws	7, vs Missouri Western	12/9/06
Free Throw Attempts	7, vs Missouri Western	12/9/06
Rebounds	11, vs Lincoln	12/16/06
Assists	6, vs Southwestern Okla.	11/17/06
Steals	3, at Pittsburg State	2/3/07
Blocked Shots	2, at Truman	1/13/07
Minutes Played	38, three times	

Career Miscellaneous

Double Figure Scoring		102	
Fr.-17	So.-28	Jr.-28	Sr.-29
Double Figure Rebounding		8	
Fr.-4	So.-1	Jr.-1	Sr.-2
Games with 5+ Rebounds		86	
Fr.-18	So.-27	Jr.-21	Sr.-20
Games with 5+ Assists		4	
Fr.-0	So.-0	Jr.-2	Sr.-2
Double-Double Games		7	
Fr.-4	So.-1	Jr.-1	Sr.-1

Started all 37 games, averaging 12.9 points and 5.8 rebounds a game to earn all-MIAA first team and all-South Central Region second team honors ... named to the MIAA all-tournament team and South Central Regional all-tournament team ... scored a career-high 28 points against Northwest Missouri State on Jan. 12 ... scored 20 points in the NCAA Division II championship game against Seattle Pacific.

In 2003-04

Started all 31 games., averaging 10.3 points and 5.4 rebounds a game ... scored 25 points in her first NCAA Postseason Tournament game against Northwest Missouri State in a 65-64 quarterfinal win.

Background

A 2003 graduate of Osborne High, where she finished as the school's all-time scoring leader and seventh in state history with 2,293 career points ... as a senior she averaged 28.3 points, 10 rebounds, four assists and 5.6 steals a game ... earned all-state all-class honors her senior year and helped the Bulldogs to a 99-5 record during her four seasons, including two state titles as a freshman and junior ... as a junior in 2001-02 she was also an all-state all-class selection, averaging 25 points, 9.2 rebounds and four assists a game ... set a 2A state tournament record with 37 points in a win over Ness City.

Personal

Born January 16, 1985 ... daughter of Kenny and Shari Ubelaker ... majoring in elementary education.

1993, 2003, 2004, 2005, 2006 MIAA Champs • 2005 NCAA Champs

#24 Karla Tailele

5-6 | Junior | Guard | Laie, Hawaii | Hutchinson CC | Kahuku HS



Opponent	Date	TOTAL			3-PTS			REBOUNDS													
		GS	Min	FG FGA	Pct	3FG FGA	Pct	FT	FTA	Pct	Off	Def	Tot	Avg	PF	FO	A	TO	Blk	Sd	Pts
vs Southwestern Oklahoma	11/17/06	8	3	3 1.000	1	1 1.000	1	1	1.000	0	0	0	0.0	0	0	1	0	0	1	8	8.0
SOUTHWESTERN (KAN.)	12/04/06	2	0	0 .000	0	0 .000	0	0	.000	0	0	0	0.0	2	0	0	0	0	0	0	4.0
Totals		0	10	3 3 1.000	1	1 1.000	1	1	1.000	0	0	0	0.0	2	0	1	0	0	1	8	4.0

In 2006-07

Played only two games after re injuring knee.

Background

Was averaging 9.3 points through 16 games for the Lady Dragons, but suffered a season-ending knee injury ... hit 27 of 63 3-point attempts as a sophomore ... averaged 8.6 points per game as a freshman ... finished Hutchinson career ninth on HCC's career 3-point chart with 62 ... at Kahuku High School, she led her 2003 and 2004 teams

to the state championship games ... was second-team Eastern Division as a senior and honorable mention in her other three seasons ... named the Red Raider Most Outstanding Player in 2004 ... also played volleyball and soccer ... was a two-year honorable mention soccer player and was named the team's most outstanding player in 2004.

Personal

Born April 16, 1986 ... daughter of Peter Tailele and Vaaiga Laumatia ... majoring in nursing.

Career Highs

Points	8, vs Southwestern Okla.	11/17/06
Field Goals	3, vs Southwestern Okla.	11/17/06
Field Goal Attempts	3, vs Southwestern Okla.	11/17/06
Free Throws	1, vs Southwestern Okla.	11/17/06
Free Throw Attempts	1, vs Southwestern Okla.	11/17/06
Three-Point Field Goals	1, vs Southwestern Okla.	11/17/06
Three-Point Attempts	1, vs Southwestern Okla.	11/17/06
Rebounds	-	
Assists	1, vs Southwestern Okla.	11/17/06
Steals	1, vs Southwestern Okla.	11/17/06
Blocked Shots	-	
Minutes Played	8, vs Southwestern Okla.	11/17/06

Season Highs

Points	8, vs Southwestern Okla.	11/17/06
Field Goals	3, vs Southwestern Okla.	11/17/06
Field Goal Attempts	3, vs Southwestern Okla.	11/17/06
Free Throws	1, vs Southwestern Okla.	11/17/06
Free Throw Attempts	1, vs Southwestern Okla.	11/17/06
Three-Point Field Goals	1, vs Southwestern Okla.	11/17/06
Three-Point Attempts	1, vs Southwestern Okla.	11/17/06
Rebounds	-	
Assists	1, vs Southwestern Okla.	11/17/06
Steals	1, vs Southwestern Okla.	11/17/06
Blocked Shots	-	
Minutes Played	8, vs Southwestern Okla.	11/17/06

Career Miscellaneous

Double Figure Scoring	0
Jr.-0	
Double Figure Rebounding	0
Jr.-0	
Games with 5+ Rebounds	0
Jr.-0	
Games with 5+ Assists	0
Jr.-0	
Double-Double Games	0
Jr.-0	

Tailele's Career Stats

YEAR	GP	GS	MIN	AVG	FG	FGA	PCT	3FG	3FGA	PCT	FT	FTA	PCT	OFF	DEF	TOT	AVG	PF	FO	A	TO	BLK	ST	PTS	AVG
2006-07	2	0	10	5.0	3	3	1.000	1	1	1.000	1	1	1.000	0	0	0	0.0	2	0	1	0	0	1	8	4.0
TOTAL	2	0	10	5.0	3	3	1.000	1	1	1.000	1	1	1.000	0	0	0	0.0	2	0	1	0	0	1	8	4.0

#33 Hope Gregory

5-10 | Freshman | Guard | Cheney, Kan. | Cheney HS



Opponent	Date	GS	Min	TOTAL		3-PTS		Pct	FT	FTA	Pct	REBOUNDS				PF	FO	A	TO	Blk	Stl	Pts	Avg
				FG	FGA	Pct	3FG					FGA	Off	Def	Tot								
vs Southwestern Oklahoma	11/17/06	3	0	0	.000	0	0	.000	0	0	.000	0	0	0	0.0	0	0	0	1	0	0	0	0.0
vs Cameron	11/18/06	2	0	1	.000	0	0	.000	0	0	.000	1	0	1	0.5	0	0	0	0	0	0	0	0.0
CAMERON	11/24/06	4	0	0	.000	0	0	.000	0	0	.000	1	2	3	1.3	1	0	0	0	0	0	0	0.0
LYNN	11/25/06	8	0	0	.000	0	0	.000	2	2	1.000	0	1	1	1.3	0	0	1	0	0	0	2	0.5
SOUTHWESTERN (KAN.)	12/04/06	1	0	0	.000	0	0	.000	0	0	.000	0	1	1	1.2	0	0	0	0	0	0	0	0.4
Totals		0	18	0	1 .000	0	0	.000	2	2	1.000	2	4	6	1.2	1	0	1	1	0	0	2	

In 2006-07

Played in five games before suffering stress fracture in foot.

Background

Was a first team all-league pick all four seasons at Cheney High School ... was named honorable mention all-state, second team all-state and a two-time all-state pick ... named Class 3A Player of the Year ... played in the

KBCA All-Star game in Lee Arena after senior season ... averaged 18.5 points, 10.5 rebounds, 3.2 assists and 3.7 steals as a junior ... also has earned all-state honors in volleyball, placed in the state track meet in the discus and javelin at the 3A meet.

Personal

June 4, 1987 ... daughter of Rodney and June Gregory ... undecided on major.

Career Highs

Points	2, vs Lynn	11/25/06
Field Goals	-	
Field Goal Attempts	1, vs Cameron	11/18/06
3-Point Field Goals	-	
3-Point Attempts	-	
Free Throws	2, vs Lynn	11/25/06
Free Throw Attempts	2, vs Lynn	11/25/06
Rebounds	3, vs Cameron	11/24/06
Assists	1, vs Lynn	11/25/06
Steals	-	
Blocked Shots	-	
Minutes Played	8, vs Lynn	11/25/06

Season Highs

Points	2, vs Lynn	11/25/06
Field Goals	-	
Field Goal Attempts	1, vs Cameron	11/18/06
3-Point Field Goals	-	
3-Point Attempts	-	
Free Throws	2, vs Lynn	11/25/06
Free Throw Attempts	2, vs Lynn	11/25/06
Rebounds	3, vs Cameron	11/24/06
Assists	1, vs Lynn	11/25/06
Steals	-	
Blocked Shots	-	
Minutes Played	8, vs Lynn	11/25/06

Career Miscellaneous

Double Figure Scoring	0
Fr.-0	
Double Figure Rebounding	0
Fr.-0	
Games with 5+ Rebounds	0
Fr.-0	
Games with 5+ Assists	0
Fr.-0	
Double-Double Games	0
Fr.-0	

Gregory's Career Stats

YEAR	GP	GS	MIN	AVG	FG	FGA	PCT	3FG	3FGA	PCT	FT	FTA	PCT	OFF	DEF	TOT	AVG	PF	FO	A	TO	BLK	ST	PTS	AVG
2006-07	5	0	18	3.6	0	1 .000	0	0	0 .000	0	2	2 1.000	2	2	4	6	1.2	1	0	1	1	0	0	2	0.4
TOTAL	5	0	18	3.6	0	1 .000	0	0	0 .000	0	2	2 1.000	2	2	4	6	1.2	1	0	1	1	0	0	2	0.4



Exhibition Game 1

Washburn at Kansas

11/05/06 • at Allen Fieldhouse (Lawrence, Kan.)

Score by Periods	1st	2nd	Total	FB%	3FG%	FT%
Washburn	29	33	62	.375	.364	.783
Kansas	24	44	68	.429	.000	.714

VISITORS: Washburn (0-1 exhibition)

#	Player	tot fg	3-pt	rebounds				fta	of	de	tot pf	tp	a	to	blk	s	min
		fg	fga	ft	fta	of	de	tot	pf	tp	a	to	blk	s	min		
04	Holmes, Amanda	f	6	0	1	2	2	0	2	2	3	2	1	4	1	1	22
25	Sullivan, Megan	f	3	6	1	2	4	2	5	7	2	9	2	3	0	1	29
32	Ubelaker, Brooke	f	3	10	1	6	0	0	2	2	3	7	4	4	0	2	37
03	Keeley, Cindy	g	4	8	3	5	4	4	1	2	3	2	15	1	1	0	31
10	Aebi, Jessica	g	4	7	2	4	1	1	0	1	4	11	5	2	0	1	34
05	Hellen, K.G.	g	0	0	0	0	0	0	0	0	0	0	0	0	0	0	1
11	Germano, Renata	g	0	1	0	0	0	1	0	2	2	3	0	0	2	0	7
14	Tailele, Karla	g	1	2	1	1	0	0	0	0	0	1	3	0	1	0	6
15	Holmes, Nikki	g	0	2	0	1	0	0	0	1	1	2	0	1	1	0	7
21	Stiger, Sequorhea	g	3	6	0	3	9	11	2	1	3	15	0	3	0	1	27
TEAM																	
Totals.....		18	48	8	22	18	23	9	22	31	21	62	14	26	1	8	200

HOME TEAM: Kansas (1-0 exhibition)

#	Player	fg				3-pt				rebounds				fta	of	de	tot	pf	tp	a	to	blk	s	min	
		f	t	f	t	f	t	f	t	r	a	r	a												
10	Boyd, Jamie	f	3	4	0	0	0	1	0	1	0	1	6	0	0	0	0	0	0	0	0	0	0	19	
13	McIntosh, Taylor	f	2	2	0	0	0	1	2	2	3	5	4	5	0	1	1	1	1	1	1	1	1	22	
20	Morris, Sade	f	2	3	0	0	0	0	1	0	1	1	4	0	3	0	2	0	2	16					
03	Catic, Ivana	g	0	0	0	0	0	0	0	0	0	0	0	0	0	0	0	0	9						
21	Mosley, Shaquinn	g	2	7	0	2	4	5	0	4	4	1	8	6	7	0	2	30							
00	Jacobs, LaChelda	g	4	16	0	1	2	2	0	3	3	10	2	2	0	4	22								
02	Kohn, Kelly	g	2	6	0	1	3	4	1	4	5	7	1	3	0	1	24								
04	McCray, Danielle	g	6	10	0	0	1	2	3	2	5	13	0	2	0	1	20								
11	Zinic, Marija	g	3	8	0	0	9	12	4	3	7	15	1	2	3	0	38								
TEAM																									
Totals.....		24	56	0	4	20	28	14	23	37	16	8	13	20	4	11	200								

Officials: Jeffrey Stromgren (R), Debbie Adams (U1), Ann Schroeder (2)

Technical fouls: Washburn-None. Kansas-None.

Attendance: 1689

Notes: WU No. 6 in Presason WBCA Division II Poll ... the Lady Blues led at the break 29-24 after shooting 42 percent from the field while holding the Jayhawks to 32 percent shooting. Washburn would push their lead to nine in the second half at the 16:49 mark, but Washburn let the lead slip away as they were held to 33 percent shooting in the second half while committing 13 turnovers that turned into 12 points for the Jayhawks and the 68-62 win ... senior Cindy Keeley and junior transfer Sequorhea Stiger led the Lady Blues with 15 points. Senior Jessica Aebi scored 11.

Exhibition Game 2

Washburn at Missouri-Kansas City

11/07/06 at Kansas City, Mo. (Municipal Auditorium)

Score by Periods	1st	2nd	Total	FB%	3FG%	FT%
Washburn	29	44	73	.381	.333	.600
Missouri-Kansas	26	44	70	.371	.200	.737

VISITORS: Washburn (1-1 exhibition)

#	Player	fg	fga	3-pt	fga	fta	of	de	tot	pf	a	to	blk	s	min			
04	Holmes, Amanda	f	3	9	1	5	8	4	6	10	3	12	1	0	0	26		
25	Sullivan, Megan	f	2	5	0	0	3	6	3	7	10	3	7	2	1	0	1	21
32	Ubelaker, Brooke	f	4	12	4	7	2	2	2	4	3	14	2	1	0	4	31	
03	Keeley, Cindy	g	1	2	0	0	0	1	1	2	4	2	1	2	0	0	21	
10	Aebi, Jessica	g	1	4	0	3	6	0	0	3	3	1	8	4	0	3	27	
05	Hellen, K.G.	g	2	3	0	1	0	1	0	0	0	2	4	2	0	0	9	
11	Germano, Renata	g	1	5	0	0	1	6	2	4	6	1	3	0	1	2	11	
13	Mainz, Jessica	g	0	0	0	0	0	0	1	0	1	0	0	0	1	0	0	1
14	Tailele, Karla	g	0	2	0	2	0	0	0	1	1	0	0	1	2	1	0	8
15	Holmes, Nikki	g	1	3	0	0	0	0	1	1	2	2	0	0	0	0	0	7
20	Henrichs, Holly	g	0	0	0	0	0	0	0	0	0	1	0	0	0	0	0	4
21	Stiger, Sequorhea	g	8	16	1	6	1	1	0	3	3	1	18	3	2	0	2	27
23	Wittman, Steph.	g	1	2	1	1	0	0	0	1	1	3	0	1	0	2	6	
33	Gregory, Hope	g	0	0	0	0	0	0	0	0	0	0	0	0	0	0	0	1
TEAM																		
Totals.....		24	63	7	21	18	30	16	31	47	21	73	16	18	3	13	200	

HOME TEAM: Missouri-Kansas City (1-1 exhibition)

#	Player	tot-fg				3-pt				rebounds								fta	of	de	tot	pf	tp	a	to	blk	s	min
		fg	tfg	fga	tfga	fg	tfg	fga	tfga	fta	of	de	tot	pf	tp	a	to											
55	Brown, Stephanie	f	4	9	0	0	3	5	6	4	10	3	11	0	3	0	0	23										
13	Klein, Alysa	c	4	6	0	0	3	3	0	5	5	2	11	1	4	1	0	0	18									
05	Ortega, Jowan	g	6	9	0	1	2	2	1	2	3	4	14	4	0	0	2	28										
20	Beer, Tobey	g	1	5	1	4	0	1	0	5	5	1	3	4	0	3	0	26										
33	Morris, Chazny	g	3	12	0	3	3	4	3	5	8	1	9	2	2	0	3	27										
03	Emerson, Myleka	g	2	5	1	1	0	0	0	1	1	2	5	0	0	0	9											
10	Radke, Sierra	g	0	1	0	0	0	0	0	1	1	0	1	0	2	0	4											
22	Fields, Lindsey	g	0	1	0	0	0	0	0	0	0	1	0	1	0	0	4											
24	Wimberly, Heather	g	0	2	0	0	0	0	0	1	1	3	0	0	0	0	11											
25	Waelen, Marta	g	1	2	0	0	1	2	1	0	1	3	3	0	1	0	9											
40	Mead, Leigh	g	0	7	0	5	0	0	0	1	1	0	1	0	0	0	12											
43	Picconi, Brittany	g	4	9	1	4	2	2	1	0	1	0	11	1	0	0	24											
44	Graham, Brittany	g	1	2	1	2	0	0	0	2	2	1	3	0	0	1	5											
TEAM																												
Totals.....		26	70	4	20	14	19	18	29	47	23	70	15	20	1	10	200											

Officials: Doug Knight, Harvey Randle, Ann Schroeder

Technical fouls: WU-None. UMKC-None.

Attendance: 200

Notes: WU leads from start to finish beating Kangaroos for 3rd straight season

Exhibition Game 3

Washburn vs Icabod Golf Team

11/10/06 at Topeka, Kan./Lee Arena

Score by Periods	1st	2nd	Total	FB%	3PT%	FT%
WU Golfers	40	39	79	.405	.412	.800
Washburn	29	36	65	.400	.160	.813

VISITORS: Washburn Golf Team (1-0 exhibition)

#	Player	f	fg	tfg	fg	fg	ft	fta	of	de	tot	pf	tp	a	to	blk	s	min
10	Wempe,Sam	f	11	18	6	9	4	1	3	4	1	32	1	1	0	2	27	10
91	Robbins,John	f	3	7	0	1	0	0	3	6	9	0	6	1	0	1	0	23
01	Ewald,Matt	c	2	11	0	0	0	0	4	4	3	4	2	2	0	0	25	25
04	Deutsch,Ryan	g	2	6	0	2	0	0	2	2	4	4	0	0	0	0	1	13
13	Dunham,Taylor	g	4	9	0	1	2	2	1	4	5	10	3	0	0	3	21	21
05	Fisher,Craig	o	1	1	0	0	0	0	1	1	0	1	1	0	1	0	14	14
20	Hemmingway,S.	1	4	0	1	0	0	3	1	4	2	2	2	0	0	0	23	23
22	Nelson,Jeremiah	0	3	0	0	0	0	2	0	2	1	0	1	2	0	2	13	13
41	Hamilton,Doug	4	9	0	2	2	4	3	1	4	1	10	3	5	0	1	21	21
42	Resner,Paul	5	11	1	1	0	0	3	4	7	0	11	0	2	0	1	20	20
	TEAM								4	1	5							
	Totals.....	32	79	7	17	8	10	20	27	47	12	79	14	13	0	13	200	



Game 4

Washburn vs Lynn

12/25/06 • at Topeka, Kan./Lee Arena

Score by Periods	1st	2nd	Total	FG%	3FG%	FT%
Lynn	18	22	40	.234	.059	.500
Washburn	48	42	90	.492	.500	.821

VISITORS: Lynn (3-1)

#	Player	tot-fg		3-pt		rebounds		fta	of	de	tot	pf	tp	a	to	blk	s	min
		fg	tga	fg	tga	fta	tga											
04	Fripp,Rae	f	3	8	0	0	0	1	0	1	3	6	0	3	1	1	20	
11	Mahan,Sarah	f	6	17	0	2	1	3	2	2	4	13	1	2	1	1	31	
12	Armstrong,A.	f	2	9	1	4	0	0	5	2	7	4	5	0	1	0	28	
10	Williams,Jade	g	1	9	0	4	2	2	0	3	3	0	4	0	4	0	3	24
23	Sykora,Lisa	g	0	4	0	3	1	2	0	2	2	0	1	5	2	0	1	28
03	Black,Vanessa		2	4	0	2	0	0	1	1	2	1	4	0	0	0	7	
13	Roth,Liz		0	2	0	1	1	2	0	1	1	2	1	0	0	0	7	
24	Adams,Shamonica	0	1	0	0	0	2	1	4	5	2	0	0	2	0	0	10	
31	Perry,Krystal	0	2	0	0	0	2	0	1	1	0	0	0	0	0	0	17	
32	Ahmed,Crystal	0	5	0	2	2	0	1	1	3	2	0	5	0	1	0	16	
44	Eiland,Bailey	1	3	0	1	2	3	2	0	2	3	4	2	0	0	0	12	
	TEAM										4	4	8					
	Totals.....		15	64	1	17	9	18	16	21	37	20	40	8	19	2	7	200

HOME TEAM: Washburn (4-0)

#	Player	tot-fg		3-pt		rebounds		fta	of	de	tot	pf	tp	a	to	blk	s	min
		fg	tga	fg	tga	fta	tga											
04	Holmes,Amanda	f	6	9	0	0	3	3	2	9	11	3	15	1	4	1	1	20
25	Sullivan,Megan	f	4	10	0	0	2	2	3	5	0	10	0	2	0	3	18	
32	Ubelaker,Brooke	f	5	5	3	3	4	6	2	5	7	0	17	0	2	0	0	23
03	Keeley,Cindy	g	2	3	2	3	2	2	0	5	5	2	8	3	0	0	0	23
10	Aebi,Jessica	g	2	5	1	1	3	4	0	0	0	2	8	5	2	0	1	22
05	Hellen,K.G.		2	5	0	1	1	2	1	2	3	4	5	0	1	0	13	14
11	Germano,Renata	4	9	0	0	2	3	2	3	5	2	10	1	0	1	1	18	
13	Mainz,Jessica	2	4	0	0	4	4	4	4	1	8	3	0	0	0	0	0	17
20	Henrichs,Holly	0	0	0	0	0	0	0	0	0	0	0	0	0	0	0	0	7
21	Stiger,Corkey	3	10	1	5	0	0	1	2	3	7	4	1	0	4	22		
23	Wittman,Steph.	0	1	0	1	0	0	0	2	2	0	0	1	1	0	0	8	
33	Gregory,Hope	0	0	0	0	2	2	0	1	1	0	2	1	0	0	0	8	
	TEAM										2	2						
	Totals.....		30	61	7	14	23	28	10	38	48	17	90	19	13	2	13	200

Officials: Ted Riesinger, Bart Tyson, Michael Oplotnik

Technical fouls: Lynn-None. Washburn-None.

Attendance: 2375

Notes: The Lady Blues fell behind early trailing 9-8 to Lynn, but went on a 25 to 4 run over the final 7:27 of the first half, taking 48-18 lead into the break. Washburn would stretch the lead to as many as 54 points in the half. Brooke Ubelaker led all scorers as she recorded 13 of her 17 in the first half as she hit was a perfect 3-of-3 from the field (all 3-pointers) with four free throws – all in 14 minutes of action.

Game 7

Washburn vs Benedictine

12/12/06 at Topeka, Kan./Lee Arena

Score by Periods	1st	2nd	Total	FG%	3FG%	FT%
Benedictine	29	36	65	.490	.400	.750
Washburn	42	39	81	.478	.357	.800

VISITORS: Benedictine (8-3)

#	Player	tot-fg		3-pt		rebounds		fta	of	de	tot	pf	tp	a	to	blk	s	min
		fg	tga	fg	tga	fta	tga											
20	Edmonds,Court.	f	5	7	2	3	1	1	0	2	2	1	13	3	1	0	1	26
35	Winder,Abby	f	5	8	0	0	3	3	0	3	0	13	1	3	0	1	25	
40	Stuhlsatz,Leah	c	4	7	1	1	0	0	1	4	5	9	0	0	0	0	1	19
03	Keims,Carrie	g	1	4	0	2	2	2	1	2	3	1	4	1	0	0	2	20
23	Reilly,Nicole	g	4	6	0	2	0	2	1	2	3	8	1	6	2	0	24	
04	Huff,Drew	0	1	0	1	0	0	0	0	0	0	0	1	0	0	0	5	
05	Kovac,Sydney	0	1	0	1	0	0	1	1	2	0	0	2	6	1	0	14	
12	Finazzo,Angeline	3	7	3	5	2	2	0	1	1	11	1	6	0	0	0	21	
21	Raplinger,Christina	1	2	0	0	0	0	1	1	1	2	1	1	0	0	0	10	
30	Morrison,Melinda	0	3	0	0	1	2	0	1	1	1	0	0	1	1	0	17	
33	Marsden,Amber	2	5	0	0	0	0	0	4	4	1	4	0	3	0	0	1	19
	TEAM										1	4	5					
	Totals.....		25	51	6	15	9	12	5	25	30	12	65	11	26	4	6	200

HOME TEAM: No. 5 Washburn (6-1)

#	Player	tot-fg		3-pt		rebounds		fta	of	de	tot	pf	tp	a	to	blk	s	min
		fg	tga	fg	tga	fta	tga											
04	Holmes,Amanda	f	0	4	0	1	3	4	1	4	5	2	3	1	7	0	3	19
25	Sullivan,Megan	f	4	6	0	0	1	3	3	1	4	1	9	1	1	0	0	19
32	Ubelaker,Brooke	f	4	9	1	3	0	0	1	2	3	0	9	3	1	0	0	24
03	Keeley,Cindy	g	3	9	1	4	0	0	1	1	2	7	1	0	0	1	0	22
10	Aebi,Jessica	g	1	3	0	2	2	2	2	1	4	2	0	2	2	0	23	
05	Hellen,K.G.		3	7	0	0	0	0	0	0	3	6	1	1	0	1	17	
11	Germano,Renata	8	12	0	0	0	0	2	2	4	1	16	1	2	1	1	19	
13	Mainz,Jessica	0	0	0	0	0	1	1	2	0	4	0	1	6	1	0	17	
15	Holmes,Nikki	3	8	1	3	0	0	0	2	2	7	3	0	0	0	0	12	
20	Henrichs,Holly	0	1	0	0	0	0	1	1	0	0	0	1	0	0	0	5	
21	Stiger,Corkey	6	8	2	3	6	6	2	3	5	2	20	5	1	0	3	20	
23	Wittman,Stephanie	0	0	0	0	0	0	0	0	0	0	1	0	0	1	0	1	3
	TEAM										1	2						
	Totals.....		32	67	5	14	12	15	11	20	31	14	81	23	14	2	18	200

Officials: Phil Griffin, Jeff Stromgren, Melissa Ulsaker

Technical fouls: Benedictine-None. Washburn-None.

Attendance: 2250

Notes: Washburn would lead by as many as 16 points before taking a 42-29 lead into the break. In the second half, Washburn had their lead cut to six points at 44-38, but a 10-0 Lady Blue run over the next 1:37 pushed the lead back to 16 and the Ravens would not get closer than 11 the rest of the way. Corkey Stiger had a career high 20 points off the bench on 6 of 8 shooting from the field.

Game 5

Washburn vs Southwestern College

12/04/06 at Topeka, Kan./Lee Arena

Score by Periods	1st	2nd	Total	FG%	3FG%	FT%
Southwestern (Kan.)	24	12	36	.269	.267	.667
Washburn	29	40	69	.403	.421	.538

VISITORS: Southwestern (Kan.) (6-2)

#	Player	tot-fg		3-pt		rebounds		fta	of	de	tot	pf	tp	a	to	blk	s	min
		fg	tga	fg	tga	fta	tga											
15	Gandy,Cortney	f	2	7	0	0	0	0	1	4	5	2	4	0	2	2	1	26
22	Wilson,Jenna	f	0	2	0	0	0	2	1	4	5	4	0	0	3	0	0	19
05	Beal,Kara	g	5	14	3	7	0	0	0	0	0	3	13	2	4	0	0	29
23	Harvey,Haley	g	0	3	0	2	0	0	1	0	1	0	0	1	0	0	0	21
30	Jones,Whitney	g	1	3	0	0	0	0	0	0	0	2	2	3	0	0	0	21
10	Johnson,Brae	0	0	0	0	0	0	0	0	0	0	0	0	0	0	0	1	4
11	Greenberg,Melissa	1	6	1	3	2	2	1	3	4	1	5	0	2	0	0	0	18
12	Bunting,Shawnte'	2	3	0	0	1	1	0	2	2	0	5	1	0	0	0	0	7
14	Colclasure,Kinsey	0	3	0	3	0	0	0	3	3	1	0	1	2	0	0	0	17
20	Larsen,Caylin	0	3	0	0	0	0	1	5	6	0	0	0	2	0	0	0	19
24	Jarnagin,Jordan	0	2	0	0	0	0	0	0	0	0	0	0	0	0	0	0	4
34	Baker,Whitney	3	6	0	0	1	1	0	1	1	7	0	1	1	1	1	15	
	TEAM										2	4	6					
	Totals.....		14	52	4	15	4	6	7	26	33	14	36	5	19	3	3	200

HOME TEAM: No. 2 Washburn (5-0)

#



Game 10

Washburn vs Glenville State

12/20/06 • at Honolulu, Hawaii (Kiluea District Gym)

Score by Periods	1st	2nd	Total	FG%	3FG%	FT%
Glenville State	26	31	57	.400	.263	1.000
Washburn	33	36	69	.482	.231	.667

VISITORS: No. 7 Glenville State College (6-2)

#	Player	f	g	16	2	8	4	4	0	2	2	5	22	5	0	0	33
22	Rachel Redick	f	8	16	2	8	4	4	0	2	2	5	22	5	0	0	33
32	Casey Taylor	f	7	19	2	4	2	2	1	4	5	3	18	2	4	1	39
40	Melanie Oliver	f	3	7	0	0	0	0	1	2	3	2	6	1	2	0	25
14	Lauren Strong	g	0	3	0	2	2	2	1	3	0	2	2	0	2	0	22
20	Karina Kendrick	g	2	4	0	1	0	0	3	3	6	4	0	1	1	0	25
04	C. DiSabato	1	2	0	0	0	0	2	1	3	0	2	4	5	0	1	16
10	Miranda Reed	0	1	0	1	0	0	0	0	0	0	0	0	0	0	0	2
12	Mallory Menendez	0	0	0	0	0	0	0	0	0	0	0	0	0	0	0	4
24	Christy Alltop	1	2	1	2	0	0	0	3	3	3	3	1	4	0	0	26
30	Donita Adams	0	0	0	0	0	0	1	0	1	1	0	0	0	0	0	5
42	Casey Heller	0	1	0	1	0	0	1	0	1	0	0	0	0	0	0	3
	TEAM										2	1	3		1		
	Totals.....		22	55	5	19	8	8	13	17	30	17	57	15	24	2	5 200

HOME TEAM: No. 5 Washburn (9-1)

#	Player	tot-fg		3-pt		rebounds												
		fg	tfg	fga	ft	fta	of	de	tot	pf	tp	a	to	blk	s	min		
04	Holmes,Amanda	f	6	11	0	0	1	2	1	0	1	3	13	0	2	2	27	
25	Sullivan,Megan	f	5	8	0	0	1	2	1	0	1	4	11	1	1	0	19	
32	Ubelaker,Brooke	f	6	15	3	7	0	0	5	2	7	0	15	0	4	1	34	
03	Keeley,Cindy	g	2	5	0	2	4	6	2	2	4	2	8	4	2	0	29	
10	Aebi,Jessica	g	4	10	0	2	3	4	0	4	2	11	3	3	0	0	31	
05	Hellen,K.G.	1	1	0	0	0	0	0	0	0	0	2	0	0	0	0	2	
11	Germano,Renata	0	0	0	0	0	0	0	1	1	1	0	1	3	0	0	5	
13	Mainz,Jessica	0	0	0	0	1	2	0	4	2	1	1	0	0	0	0	17	
15	Holmes,Nikki	0	0	0	0	0	0	0	0	0	0	0	0	0	0	0	8	
21	Stiger,Corkey	3	6	0	2	2	2	3	5	0	8	7	2	0	3	28		
	TEAM								2	4	6							
	Totals.....		27	56	3	13	12	18	13	20	33	14	69	17	17	3	8	200

Officials: Mark Gines, Dan Morgan, Tom Hood

Technical fouls: Glenville State College-None. Washburn Univ.-None.

Attendance: 139

Notes: The No. 5 Washburn Lady Blues picked up a 69-57 win over No. 7 Glenville State in their final game in the Hoop-N-Surf Classic in Hawaii. Washburn took the lead for good on a lay-up by Cindy Keeley at 25-24 before taking a seven-point margin in at halftime at 33-26. In the second half, Washburn opened on a 13-5 run building a 46-31 lead and stretching it out to a 17-point margin at 52-35 before Glenville State rallied to cut the lead back to 54-46 with 8:10 remaining. Washburn held the Lady Pioneers to one field goal over the next six-plus minutes taking the 12-point win. Brooke Ubelaker led four Lady Blues in double figures with 15 points. Following the classic, Corkey Stiger was named to the All-Tournament team.

Game 13

Washburn vs Northwest Missouri State

1/6/07 • at Topeka, Kan./Lee Arena

Score by Periods	1st	2nd	Total	FG%	3FG%	FT%
Northwest Missouri	20	37	57	.321	.200	.690
Washburn	34	37	71	.433	.214	.583

VISITORS: Northwest Missouri (9-4, 2-2 MIAA)

#	Player	f	g	tot-fg	3-pt	rebounds	fta	of	de	tot	pf	tp	a	to	blk	s	min
				fg	fga	fta	fta	of	de	tot	pf	tp	a	to	blk	s	min
34	Williams,Lauren	f	0	3	0	0	0	1	1	2	0	0	2	0	2	0	23
50	Schumacher,M.	c	2	9	0	4	4	2	3	5	2	8	1	1	0	1	22
04	O'Grady,Katie	g	2	8	0	3	1	1	0	1	1	5	1	0	0	25	25
21	Brue,Meghan	g	4	10	1	4	7	12	3	5	8	3	16	1	5	0	35
22	Nelson,Kelli	g	1	6	0	4	0	1	3	4	0	2	2	0	2	0	33
03	Bayer,Lindsay	1	4	0	0	0	0	1	1	2	0	2	2	1	0	1	12
23	Miller,April	1	1	0	0	0	0	0	1	1	2	2	1	0	0	0	13
24	Uriell,Micaela	1	1	0	0	0	0	0	0	0	2	1	0	0	0	2	14
30	Burton,Jessica	1	5	1	3	6	7	1	3	4	2	9	0	1	1	0	19
44	Baker,Ashley	4	6	1	1	2	4	2	1	3	3	11	1	1	1	2	16
	TEAM																
	Totals.....		17	53	3	15	20	29	12	24	36	15	57	8	14	2	11 200

HOME TEAM: No. 3 Washburn (12-1, 3-1 MIAA)

#	Player	fg	fga	ft	fta	3-pt	3-pt a	rebounds	tp	a	to	blk	s	min				
		fg	fga	ft	fta	3-pt	3-pt a	tot	pf	tp	a	to	blk	s	min			
04	Holmes,Amanda	f	4	12	0	3	5	8	13	3	10	0	2	1	0	17		
25	Sullivan,Megan	f	0	1	0	0	0	1	1	4	0	1	1	0	0	11		
32	Ubelaker,Brooke	f	7	11	2	6	2	2	1	4	5	0	18	4	2	0	30	
03	Keeley,Cindy	g	3	7	1	4	0	2	1	3	2	7	4	1	0	1	26	
10	Aebi,Jessica	g	3	10	1	7	0	0	1	1	3	7	2	2	0	0	24	
11	Germano,Renata	2	3	0	0	3	4	1	2	3	7	1	1	2	0	17		
13	Mainz,Jessica	1	3	0	0	0	2	4	1	5	2	2	1	0	1	0	24	
15	Holmes,Nikki	3	7	0	3	0	1	1	4	5	3	6	3	2	1	0	14	
20	Henrichs,Holly	0	0	0	0	0	0	0	0	0	0	0	0	0	0	0	3	
21	Stiger,Corkey	6	11	2	5	0	0	3	3	6	1	14	1	3	1	0	28	
23	Wittman,Stephanie	0	2	0	0	0	0	0	0	0	0	0	1	0	0	0	6	
	TEAM							1	2	3								
	Totals.....		29	67	6	28	7	12	18	27	45	21	71	17	15	6	2	200

Officials: Randy Dillon, Mark Wallace, Robyn Wesbrook

Technical fouls: Northwest Missouri-None. Washburn-None.

Attendance: 2750

Notes: The No. 3 ranked Washburn Lady Blues breezed to a 71-57 win over Northwest Missouri in Lee Arena. The win for the Lady Blues was the 22nd straight over the Lady Bears in Lee Arena. The Lady Blues trailed at 2-0, but it was all Washburn as they jumped out to a 34-20 halftime lead. In the second half, the Lady Blues increased their lead to as many as 27 as they went on for the win. Brooke Ubelaker led the Lady Blues with 18 points, with eight straight in the second half. Corkey Stiger scored 14 and Amanda Holmes recorded her sixth double double of the season and her second straight with 10 points and a career-high 13 rebounds.

Game 11

Washburn at Central Missouri

12/30/06 • at Warrensburg, Mo. (UCM Multi)

Score by Periods	1st	2nd	Total	FG%	3FG%	FT%
Washburn	29	37	66	.481	.238	.563
Central Missouri	26	18	44	.292	.294	.611

VISITORS: No. 5 Washburn (10-1, 1-1 MIAA)

#	Player	fg	fga	3-pt	fta	of	de	tot	pf	tp	a	to	blk	s	min	
04	Holmes,Amanda	f	2	7	0	2	6	1	3	4	3	6	4	1	0	30
25	Sullivan,Megan	f	1	4	0	0	1	2	1	4	5	0	3	1	0	15
32	Ubelaker,Brooke	f	7	8	3	4	0	0	4	2	6	3	17	0	2	22
03	Keeley,Cindy	g	4	8	1	4	0	0	3	5	8	0	9	3	1	36
10	Aebi,Jessica	g	3	5	0	1	0	0	0	3	3	2	6	2	1	29
11	Germano,Renata	0	0	0	0	0	0	0	1	1	0	0	0	0	0	3
13	Mainz,Jessica	2	3	0	0	1	2	1	2	1	5	0	2	0	3	17
15	Holmes,Nikki	2	6	1	4	0	0	0	1	1	5	0	4	0	0	18
20	Henrichs,Holly	0	0	0	0	2	2	0	0	0	0	2	0	0	0	2
21	Stiger,Corkey	5	13	0	6	3	4	1	3	4	2	13	3	0	2	26
23	Wittman,Stephanie	0	0	0	0	0	0	0	2	2	0	0	0	0	0	2
	TEAM							2	4	6						
	Totals.....		26	54	5	21	9	16	13	29	42	16	63	16	2	9 200

HOME TEAM: Central Missouri (8-3, 1-1 MIAA)

#	Player	fg	fga	3 pt	3 pta	rebounds	fta	of	de	tot	pf	tp	a	to	blk	s	min	
31	Fromm,Meagan	f	4	8	2	5	1	2	0	1	1	3	11	2	3	0	1	31
03	Cook,Stephanie	g	0	2	0	1	0	0	1	2	3	0	0	0	3	0	1	25
11	Maple,Lindsey	g	3	8	2	4	2	1	2	3	3	10	0	2	0	1	34	
15	Millahan,Ashley	g	3	10	0	2	1	2	1	4	5	0	7	4	0	0	4	35
23	Bartle,Kim	g	2	11	0	0	5	6	2	5	7	1	9	2	7	0	3	32
12	Hicks,Stephanie	0	0	0	0	0	0	0	0	1	1	0	0	0	0	0	0	5
14	Brooks,Kasey	1	2	0	1	1	2	0	0	0	0	3	0	0	0	0	1	4
20	Bitsoi,Tanisha	0	0	0	0	0	2	0	0	0	0	0	0	1	0	0	0	7
21	Schoenfeld,Megan	0	1	0	1	0	0	0	0	0	0	0	0	0	0	0	0	6
24	Vincent,Tamara	1	4	1	3	0	0	0	0	0	0	2	3	1	1	0	0	12
25	Mitchell,Nakaji	0	0	0	0	0	0	0	0	0	0	0	0	0	0	0	0	2
41	Jones,Jojuana	0	2	0	0	0	0	0	0	0	0	1	0	0	0	0	0	4
44	Ross,Brandy	0	0	0	0	1	2	1	0	1	1	1	0	1	0	0	3	3
	TEAM								4	3	7				1			
	Totals		14	48	5	17	11	18	10	18	28	12	44	10	18	0	11	200



Game 16

Washburn vs Southwest Baptist
01/07/07 • at Topeka, Kan./Lee Arena

Score by Periods	1st	2nd	Total	FB%	3FG%	FT%
Southwest Baptist	31	25	56	.386	.333	.667
Washburn	40	48	88	.507	.238	.722

VISITORS: Southwest Baptist (10-5, 2-4 MIAA)

#	Player	tot-fg		3-pt		rebounds				fta	of	de	tot	pf	tp	a	to	blk	s	min
		fg	tga	fg	tga	ft	fta	tr												
34	Brito,Livia	f	5	10	2	3	0	0	1	3	4	2	12	1	5	0	1	0	1	21
40	Hanchey,Leslie	f	3	5	1	1	1	2	2	4	6	0	8	2	0	0	0	0	0	24
03	Bybee,Traci	g	2	4	0	2	1	2	0	2	2	0	5	0	3	0	1	0	1	22
15	Shewmaker,C.	g	1	2	0	0	0	0	0	0	0	0	2	1	1	0	0	0	18	
32	Graves,Rachel	g	1	7	1	4	0	0	2	3	5	0	3	1	4	0	2	0	2	25
04	Salscheider,K.	0	1	0	0	0	0	0	0	0	1	0	0	0	0	0	0	0	0	3
20	Souza,Erika	3	10	1	5	3	4	1	2	3	1	10	5	4	0	1	22			
22	Creed,Courtney	0	1	0	0	0	0	0	0	0	0	0	0	1	2	0	1	11		
24	Wheeler,Amber	3	7	1	3	0	0	0	2	2	1	7	0	2	0	0	0	0	19	
31	Reeves,Erica	3	3	0	0	1	1	0	0	0	0	7	0	1	1	2	1	17		
54	Reinkemeyer,Kelly	1	7	0	0	0	0	3	0	3	4	2	0	3	1	0	0	18		
TEAM									2	4	6									
Totals.....			22	57	6	18	6	9	11	20	31	9	56	11	26	2	8	200		

HOME TEAM: No. 2 Washburn (15-1, 6-1 MIAA)

#	Player	tot-fg		3-pt		rebounds				fta	of	de	tot	pf	tp	a	to	blk	s	min	
		fg	tfg	fg	tfg	ft	fta	tr													
04	Holmes,Amanda	f	4	8	0	1	8	12	2	5	7	2	16	1	1	3	1	3	1	24	
25	Sullivan,Megan	f	5	8	0	0	0	0	1	0	1	4	10	3	2	0	0	0	0	13	
32	Ubelaker,Brooke	f	7	15	4	11	0	0	1	1	0	18	2	0	1	1	1	27			
03	Keeley,Cindy	g	5	6	1	2	0	0	2	3	5	2	11	1	3	0	4	30			
10	Aebi,Jessica	g	4	8	0	0	0	0	2	2	1	8	5	3	0	4	28				
11	Germano,Renata	2	2	0	0	5	6	1	2	3	0	9	0	1	0	0	10				
13	Mainz,Jessica	4	6	0	0	0	2	2	4	1	8	5	2	0	3	2	15				
15	Holmes,Nikki	1	6	0	3	0	0	0	4	4	1	2	0	1	0	1	13				
20	Henrichs,Holly	0	0	0	0	0	0	0	0	0	1	0	0	0	0	0	0				
21	Stiger,Corkey	3	8	0	3	0	0	4	8	0	6	1	0	5	2	4	23				
23	Wittman,Stephanie	0	2	0	1	0	0	2	1	3	0	0	2	0	0	0	6				
TEAM									1	2											
Totals			35	69	5	21	13	18	15	25	40	12	88	20	14	4	19	200			

Officials: Phil Griffin, Ralph Edwards, Harvey Randle
Technical fouls: Southwest Baptist-None. Washburn-None.
Attendance: 2150

Notes: The Lady Blues used a pair of big runs to start each half and forced 26 turnovers leading to 36 points in an 88-56 win over Southwest Baptist. Washburn opened the game on a 20-4 run over the first 7:52 of the game on 9-of-13 shooting from the field. Southwest Baptist cut into the lead and eventually cut in back to six at 31-25 with 3:08 remaining in the half. In the second half, Washburn started the half on a 37-10 run over the opening 11:46 of the half pushing the lead to 36 at 77-41. Ubelaker led the Lady Blues with 18 points, pacing four Washburn starters in double figures followed by Amanda Holmes with 16, Cindy Keeley with 11 and Megan Sullivan with 10.

Game 19

Washburn at Missouri Western
01/07/07 • at St. Joseph, Mo. - MWSU Fieldhouse

Score by Periods	1st	2nd	Total	FB%	3FG%	FT%
Washburn	25	22	47	.357	.125	.308
Missouri Western	24	25	49	.327	.150	.714

VISITORS: No. 3 Washburn (17-2, 8-2 MIAA)

#	Player	f	g	fg	tfg	fga	ft	fta	of	de	tot	pf	tp	a	to	blk	s	min
04	Holmes,Amanda	f	7	12	1	4	2	6	2	1	3	5	17	1	2	2	2	30
25	Sullivan,Megan	f	1	4	0	0	1	2	0	1	1	1	3	0	2	0	0	11
32	Ubelaker,Brooke	f	5	13	1	9	1	1	3	4	7	0	12	1	2	0	2	37
03	Keeley,Cindy	g	1	7	1	4	0	2	2	7	9	1	3	1	0	0	35	
10	Aebi,Jessica	g	1	3	0	1	0	0	2	2	1	2	1	3	0	1	38	
11	Germano,Renata	0	0	0	0	0	0	0	0	0	0	0	0	0	1	0	2	
13	Mainz,Jessica	2	2	0	0	0	2	2	5	7	1	4	3	4	0	2	19	
15	Holmes,Nikki	1	2	0	1	0	0	0	0	0	0	2	0	1	0	1	3	
21	Stiger,Corkey	2	13	0	5	0	0	2	6	8	1	4	4	2	0	1	25	
TEAM									1	3	4							
Totals			20	56	3	24	4	13	12	29	41	10	47	13	18	2	9	200

HOME TEAM: No. 2 Missouri Western (20-0, 10-0 MIAA)

#	Player	tot-fg		3-pt		rebounds				fta	of	de	tot	pf	tp	a	to	blk	s	min
		fg	tfg	fga	tfga	ft	fta	tr	trb											
31	Johnson,Jill	f	3	8	0	1	4	6	2	3	5	1	10	1	2	0	3	34		
44	Petersen,Tera	f	3	8	1	5	0	0	3	3	7	0	1	0	0	1	0	0	31	
11	Buzoka,Inga	c	5	16	0	1	4	4	2	3	5	3	14	0	1	1	2	30		
13	Davis,Tiffany	g	1	5	0	3	0	0	0	8	8	4	2	8	5	0	4	38		
32	Javois,Yanique	g	2	8	0	4	0	0	1	4	5	1	4	2	0	0	1	33		
20	Thomas,Amanda	0	1	0	1	0	0	0	1	1	0	0	1	0	1	0	1	8		
22	Woods,Chemia	0	0	0	0	0	0	0	0	0	0	1	0	0	1	0	0	2		
23	Curry,Ashleigh	4	9	2	5	2	4	2	5	7	4	12	1	2	0	0	24			
	TEAM								1	2	3									
	Totals.....		18	55	3	20	10	14	8	29	37	14	49	13	13	1	11	200		

Officials: Rhonda Grayson, Richard Brewer, Heath Harms
Technical fouls: Washburn-None. Missouri Western-None.
Attendance: 3750

Notes: Amanda Holmes led the Lady Blues with 17 points but after nine lead changes in the second half the second-ranked Missouri Western Griffons defeated No. 3 Washburn 49-47 in a sold out MWSU Fieldhouse. Down by three with 13 seconds remaining, WU's Cindy Keeley missed a 3-pointer. The Lady Blues got the rebound and Megan Sullivan was fouled. The clock kept ticking after the whistle and was stopped with under a second remaining. After it was sorted out one second was put on the clock. Sullivan missed her first free throw and made the second, putting WU down by two. The Lady Blues tried to foul on the inbound pass but time ticked away for good and the Griffons held on. Ubelaker scored 12 points and Keeley led the Lady Blues with nine rebounds. Washburn shot 36 percent, their second lowest effort of the year.

Game 17

Washburn vs Pittsburg State
01/07/07 • at Topeka, Kan./Lee Arena

Score by Periods	1st	2nd	Total	FB%	3FG%	FT%
Pittsburg State	27	28	55	.333	.294	.667
Washburn	36	48	84	.500	.321	.733

VISITORS: Pittsburg State (7-9, 2-6 MIAA)

#	Player	tot-fg		3-pt		rebounds					fta	of	de	tot	pf	tp	a	to	blk	s	min
		fg	tga	fg	tga	ft	fta	tr	trb												
14	Klein,Janelle	f	1	4	0	0	0	0	0	0	3	2	2	0	0	0	0	0	0	30	
20	Gilbert,Candice	f	3	10	0	0	9	12	3	7	10	1	15	0	2	0	2	0	0	36	
32	Poppe,Marissa	f	4	14	2	6	2	5	1	4	5	4	12	3	0	0	0	0	0	31	
52	Patry,Tracy	c	1	4	0	1	1	2	1	3	4	3	3	0	2	1	0	0	0	30	
13	Nimz,Anna	g	5	13	2	4	0	0	3	3	6	2	12	3	1	0	1	0	1	34	
10	Hale,Chayla	0	0	0	0	0	0	0	0	0	1	0	0	0	0	0	0	0	0	5	
23	Sloan,Emily	0	0	0	0	0	0	0	0	0	0	0	0	0	0	0	0	0	0	5	
24	Pierce,Nikki	2	2	0	0	2	2	0	0	0	0	0	6	0	3	0	0	0	0	8	
25	Hinkin,Katelyn	1	4	0	3	0	0	0	0	0	0	2	2	1	0	0	0	0	12		
44	Furtis,Natasha	1	3	1	3	0	0	0	0	0	1	3	0	1	0	0	1	0	0	13	
	TEAM								3	3	6										
	Totals.....		18	54	5	17	14	21	11	20	31	15	55	10	14	1	3	200			

HOME TEAM: No. 2 Washburn (16-1, 7-1 MIAA)

#	Player	tot-fg		3-pt		rebounds												
		fg	tfg	fga	tfga	fta	of	de	tot	pf	tp	a	to	blk	s	min		
04	Holmes,Amanda	f	2	3	0	0	1	4	1	5	6	4	5	0	1	0	0	15
25	Sullivan,Megan	f	3	7	0	0	2	2	3	5	1	8	0	0	2	0	0	21
32	Ubelaker,Brooke	f	7	13	3	8	4	5	3	5	8	2	21	1	2	1	1	32
03	Keeley,Cindy	g	5	8	1	4	0	0	2	0	2	5	11	2	0	0	2	24
10	Aebi,Jessica	g	4	10	2	7	0	0	0	3	1	10	4	4	0	1	32	
11	Germano,Renata	0	0	0	0	0	0	0	1	1	1	0	1	0	0	0	10	
13	Mainz,Jessica	2	5	0	0	0	0	1	3	4	3	7	0	0	2	2	24	
15	Holmes,Nikki	3	5	1	3	0	0	0	3	3	2	7	0	1	0	1	8	
20	Henrichs,Holly	0	0	0	0	2	2	1	0	1	0	2	0	0	0	0	2	
21	Stiger,Corkey	5	12	1	5	2	1	4	5	1	13	2	0	0	3	30	30	
23	Wittman,Stephanie	1	1	1	1	0	0	0	1	1	0	3	0	0	0	1	2	
TEAM							1		2		3							
Totals.....		32	64	9	28	11	15	12	30	42	20	84	17	9	3	11	200	



Game 22

Washburn at Southwest Baptist

02/06/07 • at Bolivar, Mo./Meyer Sports Center

Score by Periods	1st	2nd	Total	FG%	3FG%	FT%
Washburn	40	36	76	.483	.571	.556
Southwest Baptist	21	35	56	.418	.250	.417

VISITORS: No. 4 Washburn (20-2, 11-2 MIAA)

#	Player	tot-fg	3-pt	rebounds			fta			de tot pf			tp	a	to	blk	s	min
		fg	fga	fg	fta	ft	de	tot	pf	tp	a	to	blk	s	min			
04	Holmes,Amanda	f	4	9	0	0	0	4	4	2	8	1	0	0	0	0	16	
25	Sullivan,Megan	f	2	7	0	0	3	4	5	3	8	0	7	5	0	0	2	23
32	Ubelaker,Brooke	f	8	12	4	7	1	2	2	1	3	1	21	1	1	0	1	28
03	Keeley,Cindy	g	2	5	1	2	2	2	6	8	1	7	3	2	0	0	31	
10	Aebi,Jessica	g	0	2	0	0	0	2	0	1	1	3	0	3	0	0	29	
11	Germano,Renata	2	3	0	0	0	0	2	2	3	4	1	3	1	0	0	9	
13	Mainz,Jessica	1	4	0	0	3	7	1	2	3	1	5	1	1	0	0	22	
15	Holmes,Nikki	0	1	0	0	0	0	0	5	5	1	0	2	1	0	1	12	
20	Henrichs,Holly	0	0	0	0	0	0	0	0	0	0	0	0	0	0	0	3	
21	Stiger,Corky	10	16	3	5	1	0	2	2	2	2	4	2	0	0	0	3	24
23	Wittman,Stephanie	0	1	0	0	0	0	0	0	1	0	0	1	0	0	1	0	3
TEAM		3 3																
Totals.....		29	60	8	14	10	18	10	29	39	15	76	19	12	1	7	200	

HOME TEAM: Southwest Baptist (12-10, 4-9 MIAA)

#	Player	tot-fg		3-pt		rebounds							fta			de tot pf			a			to blk s min		
		fg	fga	fg	fga	ft	fta	de	tot	pf	tp	a	to	blk	s	min								
34	Brito,Livia	f	6	11	1	1	2	4	3	5	8	2	15	2	1	4	1	3	29					
40	Hanchey,Leslie	f	2	4	0	0	0	0	2	2	4	3	4	0	0	0	1	18						
03	Bybee,Traci	g	3	8	3	8	0	0	0	3	3	2	9	1	1	0	1	22						
15	Shewmaker,C.	g	2	4	0	1	2	2	0	1	1	0	6	3	1	0	0	29						
32	Graves,Rachel	g	1	5	0	2	0	2	0	4	2	2	1	4	0	0	8							
04	Salscheder,Kristina	2	3	0	1	0	0	0	2	2	1	4	0	0	0	0	8							
20	Souza,Erika	2	5	0	2	1	2	0	2	2	1	5	1	1	0	1	13							
22	Creed,Courtney	2	3	1	2	0	2	0	1	1	0	5	2	3	0	1	13							
24	Wheeler,Amber	2	8	0	3	0	0	0	0	2	2	2	4	2	0	0	23							
31	Reeves,Erica	0	1	0	0	0	0	0	0	0	0	1	0	1	0	0	10							
54	Reinkemeyer,Kelly	1	3	0	0	0	0	1	0	1	0	2	0	0	0	1	7							
TEAM		1 3 4 1																						
Totals.....		23	55	5	20	5	12	7	25	32	14	56	13	15	1	8	200							

Officials: Amy Bonner, Debbie Adams, Nick Marshall

Technical fouls: Washburn-None. Southwest Baptist-None.

Attendance: 644

Notes: The Lady Blues 19-point halftime lead was threatened as the Lady Bearcats scored the first six points of the second half to get within 13. SBU then cut it to 13 again at 45-32. Washburn quickly slowed SBU with a 13-0 run with Corky Stiger scoring eight of those points and at one point late in the half scoring 13 of Washburn's 15 points. She had 17 second half points and ended the night with 24, one off her season-high set Saturday at Pittsburg State. She was 10-of-16 from the field with three 3-pointers. Brooke Ubelaker was the other Lady Blue to reach 20 points as she finished 8-of-12 from the field. Ubelaker recorded her 94th game scoring in double figures at Washburn.

Game 23

Washburn vs Truman

02/10/07 • at Topeka, Kan./Lee Arena

Score by Periods	1st	2nd	Total	FG%	3FG%	FT%
Truman	34	29	63	.375	.357	.889
Washburn	47	47	94	.515	.538	.708

VISITORS: Truman (8-15, 3-11 MIAA)

#	Player	tot-fg			3-pt			rebounds			fta			de tot pf			a			to blk s min		
		fg	fga	fga	ft	fta	fta	de	tot	pf	tp	a	to	blk	s	min						
12	Mueller,Georgia	f	5	11	0	0	0	2	2	4	10	2	3	1	0	23						
22	Schubach,Natalie	f	9	3	4	0	0	1	7	8	2	11	0	2	0	0	28					
05	Montebello,Julia	g	5	10	0	0	7	8	0	1	1	17	4	0	1	27						
10	McGee,Candace	g	4	9	2	3	4	4	1	5	6	14	0	3	0	0	30					
11	McGee,Carmen	g	1	3	0	0	0	1	2	2	2	1	0	0	1	29						
01	Guinn,Julie	0	5	0	4	2	2	0	0	0	1	2	1	3	0	0	14					
02	Fowler,Katie	1	2	0	1	0	0	0	2	2	1	2	0	1	0	0	21					
03	Joya,Laura	0	0	0	0	2	2	0	0	0	0	2	0	1	0	0	4					
04	Seberger,Sarah	1	5	0	1	1	1	2	1	3	1	3	0	1	0	0	15					
23	Gordon,Sarah	0	0	0	0	0	0	0	1	1	0	0	0	1	0	0	5					
30	Edgeman,Lindsey	0	2	0	1	0	0	0	0	0	0	0	0	0	0	0	4					
TEAM		1 1																				
Totals.....		21	56	5	14	16	18	6	22	28	16	63	8	19	1	2	200					

HOME TEAM: No. 4 Washburn (21-2, 12-2 MIAA)

#	Player	tot-fg			3-pt			rebounds			fta			de tot pf			a			to blk s min		
		fg	fga	fga	ft	fta	fta	de	tot	pf	tp	a	to	blk	s	min						
04	Holmes,Amanda	f	3	10	0	0	5	8	2	6	8	1	11	2	1	0	24					
25	Sullivan,Megan	f	1	4	0	0	0	0	2	2	3	2	2	0	0	2	14					
32	Ubelaker,Brooke	f	7	14	3	5	2	2	2	2	4	19	1	0	0	2	29					
03	Keeley,Cindy	g	6	11	0	3	0	0	7	5	12	12	4	0	0	0	28					
10	Aebi,Jessica	g	4	5	2	2	2	2	0	3	3	12	4	1	0	0	31					
11	Germano,Renata	0	1	0	0	0	0	2	0	2	2	0	0	1	1	0	10					
13	Mainz,Jessica	2	4	0	0	4	0	0	1	1	1	8	3	0	0	0	18					
15	Holmes,Nikki	4	5	1	2	2	1	2	3	1	11	0	0	1	1	11						
20	Henrichs,Holly	0	0	0	0	0	0	1	0	1	0	0	0	0	0	0	4					
21	Stiger,Corky	8	13	1	2	2	3	0	3	3	2	19	4	1	0	4	27					
23	Wittman,Stephanie	0	1	0	0	0	0	0	0	0	0	1	0	0	0	0	4					
TEAM		1 3 4																				
Totals.....		35	68	7	13	17	24	13	30	43	17	94	20	6	4	10	200					

Officials: Tim Greenwood, Glenn Boor, Carrie Glover

Technical fouls: Truman-None. Washburn-None.

Attendance: 2600

Notes: The No. 4 Washburn Lady Blues won their 20th straight game against the Truman Bulldogs in Lee Arena as they scored a season-high 94 points in a 94-63 win. The Lady Blues shot 49 percent in the first half hitting 16 of 33 shots as both Brooke Ubelaker and Cindy Keeley paced Washburn with 10 points each. Keeley was one rebound shy of securing a double double with five of her nine rebounds coming on the offensive end. Ubelaker and Corky Stiger led six Lady Blues in double figure scoring with 19 each. Stiger was 8 of 13 from the field and scored 13 in the first half. Keeley recorded her second double double of the season and her career with 12 points and 12 rebounds.

Game 26

Washburn vs Fort Hays State

02/17/07 • at Hays, Kan. (Gross Memorial Coliseum)

Score by Periods	1st	2nd	Total	FG%	3FG%	FT%
Washburn	34	34	68	.387	.346	.733
Fort Hays State	21	27	48	.226	.316	.720

VISITORS: No. 6 Washburn (23-3, 14-3 MIAA)

#	Player	f	g	tot-fg	fga	fga	ft	fta	of	de	tot	pf	tp	a	to	blk	s	min
04	Holmes,Amanda	f	3	6	0	0	9	13	3	8	11	1	15	1	2	2	30	
25	Sullivan,Megan	f	2	5	0	0	2	2	1	3	4	0	6	2	0	0	18	
32	Ubelaker,Brooke	f	4	13	1	7	0	0	4	6	10	9	3	2	0	0	29	
03	Keeley,Cindy	g	5	11	4	9	0	0	1	2	0	14	0	1	2	3	34	
10	Aebi,Jessica	g	4	9	3	5	0	0	2	4	6	3	11	5	1	4	25	35
11	Germano,Renata	0	0	0	0	0	0	0	1	1	0	0	0	0	0	0	0	0
13	Maine,Jessica	2	2	0	0	0	0	0	2	2	4	4	1	0	0	0	21	
15	Holmes,Nikki	1	4	0	1	0	0	0	1	1	2	2	0	0	0	0	11	
20	Henrichs,Holly	0	0	0	0	0	0	0	0	0	0	0	0	0	0	0	0	0
21	Stiger,Corkey	3	12	1	4	0	0	1	0	1	3	7	4	1	1	0	22	0
23	Wittman,Shethanie	0	0	0	0	0	0	0	0	0	0	0	0	0	0	0	0	0
TEAM										1	4	5						
Totals.....			24	62	9	26	11	15	13	30	43	19	68	17	10	8	8	200



Game 28

Washburn vs Southwest Baptist

03/02/07 • at Kansas City, Mo./Municipal Auditorium

Score by Periods	1st	2nd	Total	FG%	3FG%	FT%
Southwest Baptist	22	31	53	.364	.471	.556
Washburn	28	50	78	.533	.261	.615

VISITORS: Southwest Baptist (15-13)

## Player	tot-fg		3-pt		rebounds		fg	fga	fta	of	de	tot	pf	tp	a	to	blk	s	min
	fg	fga	fg	fga	fta	of	de	tot	pf	tp	a	to	blk	s	min				
32 Graves,Rachel	f	2	7	0	2	0	0	1	3	4	2	4	2	4	0	0	28		
34 Brito,Livia	f	5	11	1	2	4	6	2	4	6	3	15	2	4	0	2	28		
40 Hanchey,Leslie	f	0	2	0	0	0	0	1	1	2	1	0	1	0	0	2	19		
03 Bybee,Traci	g	3	9	2	5	0	0	0	3	3	1	8	3	2	0	1	29		
15 Shewmaker,C.	g	5	11	4	4	1	1	0	0	0	1	15	1	3	0	0	38		
22 Schneider,K.	g	2	3	0	0	0	2	0	2	1	4	1	1	0	1	10			
04 Creed,Courtney	0	1	0	0	0	2	0	1	1	1	1	0	0	1	0	8			
24 Wheeler,Amber	2	7	1	4	0	0	0	1	1	1	5	1	0	0	0	15			
31 Reeves,Erica	1	1	0	0	0	0	0	1	1	0	2	0	0	0	0	17			
54 Reinkemeyer,Kelly	0	3	0	0	0	0	0	1	1	1	0	0	1	0	0	8			
TEAM								2	2	4									
Totals.....		20	55	8	17	5	9	8	17	25	12	53	11	16	0	6	200		

HOME TEAM: Washburn (25-3)

## Player	tot-fg		3-pt		rebounds		fg	fga	fta	of	de	tot	pf	tp	a	to	blk	s	min
	fg	fga	fg	fga	fta	of	de	tot	pf	tp	a	to	blk	s	min				
04 Holmes,Amanda	f	3	8	0	1	3	6	5	8	13	3	9	0	2	0	0	18		
25 Sullivan,Megan	f	1	2	0	0	0	2	0	0	0	0	2	5	2	0	0	17		
32 Ubelaker,Brooke	f	3	14	0	9	2	2	1	5	6	1	8	3	0	0	2	28		
03 Keeley,Cindy	g	5	7	3	4	0	2	4	6	1	13	1	2	0	1	27			
10 Aebi,Jessica	g	1	3	1	1	2	0	3	3	0	5	4	0	0	1	27			
11 Germano,Renata	3	3	0	0	0	0	1	0	1	2	6	0	0	0	0	12			
13 Mainz,Jessica	3	3	0	0	0	0	0	0	2	6	1	1	0	2	19				
15 Holmes,Nikki	4	6	2	3	0	0	1	2	3	2	10	1	1	0	1	12			
20 Henrichs,Holly	0	0	0	0	0	0	0	0	0	0	0	1	0	0	1	5			
21 Stiger,Corky	9	14	0	5	1	1	2	3	1	19	5	0	3	28					
23 Wittman,Stephanie	0	0	0	0	0	0	0	0	2	0	2	0	0	0	7				
TEAM								2	4	6									
Totals.....		32	60	6	23	8	13	13	28	41	14	78	21	10	0	11	200		

Officials: Randy Dillon, Nick Marshall, Morgan Gomez
Technical fouls: Southwest Baptist-None. Washburn-None.
Attendance: 1363

Notes: The No. 6 Washburn Lady Blues won their seventh straight MIAA Postseason Tournament game while improving to 25-3 overall on the season. The Lady Blues shrugged off a sluggish start in the first half after falling behind by as many as four three different times to eventually build a lead at 28-22 with 1:28 left in the half taking the six point lead into the break. With the score at 42-27, Washburn ripped off another 21-6 run increasing the lead to 30 leading to the 25-point win. Washburn was led by Corkey Stiger who scored 19 points off the bench hitting 9 of 14 from the field while collecting five assists with three steals. Cindy Keeley scored 13 and Nikki Holmes scored 10. Amanda Holmes tied a career high with 13 rebounds.

Game 31

Washburn vs Angelo State

03/09/07 • at St. Joseph, Mo. - MWSU Fieldhouse

Score by Periods	1st	2nd	Total	FG%	3FG%	FT%
Angelo State	16	38	54	.309	.375	.875
Washburn	40	34	74	.455	.421	.800

VISITORS: Angelo State (17-12)

## Player	tot-fg		3-pt		rebounds		fg	fga	fta	of	de	tot	pf	tp	a	to	blk	s	min
	fg	fga	fg	fga	fta	of	de	tot	pf	tp	a	to	blk	s	min				
15 Lejeune,M.	f	2	9	0	1	4	4	0	4	1	8	2	1	0	0	21			
23 Mitchell,Michele	c	1	1	0	0	0	0	0	0	1	2	0	2	0	0	21			
10 King, Ashley	g	1	4	1	3	2	2	1	2	3	2	5	0	2	0	1	30		
22 Davis,Britnee	g	4	14	3	9	4	4	0	10	10	0	15	1	3	0	36			
33 Haynes,Asheia	g	2	9	0	0	4	4	1	1	2	4	8	2	1	0	30			
12 Rasmussen,Christi	0	0	0	0	0	0	1	0	1	0	0	0	1	0	0	1			
20 Weishuhn,L	0	0	0	0	0	0	1	1	2	0	0	0	0	0	0	15			
32 Hardwell,Tiffany	1	4	0	0	0	2	2	1	3	2	2	0	0	0	0	12			
34 Lakey, Kandra	0	4	0	1	0	0	1	1	2	1	0	2	2	0	0	16			
41 Kurowska,Katarzyna	2	5	0	0	0	0	2	2	3	4	0	1	3	0	11				
42 Leatherman,Lindsey	4	5	2	2	0	0	1	2	3	1	10	0	1	0	0	13			
TEAM								1	1										
Totals.....		17	55	6	16	14	16	12	21	33	15	54	7	14	3	2	200		

HOME TEAM: No. 5 Washburn (28-3)

## Player	tot-fg		3-pt		rebounds		fg	fga	fta	of	de	tot	pf	tp	a	to	blk	s	min
	fg	fga	fg	fga	fta	of	de	tot	pf	tp	a	to	blk	s	min				
04 Holmes,Amanda	f	3	12	1	2	6	8	2	5	7	1	13	1	4	2	1	23		
32 Ubelaker,Brooke	f	5	6	3	4	3	4	1	1	2	1	16	2	2	1	2	27		
25 Sullivan,Megan	c	4	6	0	0	2	2	4	4	1	10	0	0	1	18				
03 Keeley,Cindy	g	2	7	2	4	0	0	1	4	5	1	6	2	1	0	0	26		
10 Aebi,Jessica	g	1	4	0	3	2	2	0	2	2	4	5	1	0	0	27			
11 Germano,Renata	2	3	0	0	0	0	0	0	0	0	4	0	0	0	0	5			
13 Mainz,Jessica	3	3	0	0	0	0	5	4	9	1	6	1	2	0	2	24			
15 Holmes,Nikki	1	5	1	3	0	0	0	3	3	4	3	0	1	0	1	13			
20 Henrichs,Holly	0	0	0	0	0	0	0	0	0	0	0	0	0	0	0	5			
21 Stiger,Corky	4	7	1	3	3	4	1	2	3	0	12	1	0	0	0	27			
23 Wittman,Stephanie	0	2	0	0	0	0	0	0	1	0	0	0	0	0	0	5			
TEAM								1	1	2									
Totals.....		25	55	8	19	16	20	11	26	37	14	74	12	11	3	7	200		

Officials: Phil Griffin (R), Rick Gauer (U1), Charles Carroll (U2)
Technical fouls: Angelo State University-None. Washburn-None.
Attendance: 784
Notes: The No. 5 Washburn Lady Blues opened the NCAA Tournament with a 74-54 win over Angelo State. The Lady Blues opened up a 20-4 lead to start the game and rolled to a 40-16 halftime lead as Washburn shot 54 percent in the first half hitting 14 of 26 attempts from the field including 5 of 12 from 3-point land. The Lady Blues held the Rambelles to 6 of 27 shooting (22 percent) including just one basket in their first 11 attempts from the field. WU was led by Brooke Ubelaker who scored 16 points on 5 of 6 shooting from the field, including 3 of 4 from 3-point range to lift her career scoring total to 1,807 points and become the fourth person in Lady Blues history to go over 1,800 for a career.

Game 29

Washburn vs Emporia State

03/03/07 • at Kansas City, Mo./Municipal Auditorium

Score by Periods	1st	2nd	Total	FG%	3FG%	FT%
Emporia State	32	29	61	.393	.429	.571
Washburn	40	33	73	.379	.474	.909

VISITORS: No. 11 Emporia State (22-7)

## Player	tot-fg		3-pt		rebounds		fg	fga	fta	of	de	tot	pf	tp	a	to	blk	s	min
	fg	fga	fg	fga	fta	of	de	tot	pf	tp	a	to	blk	s	min				
04 Stueve,Michelle	f	6	15	4	7	1	2	2	4	6	3	17	0	3	0	0	38		
32 Glasper,Genae	f	1	3	0	0	0	0	0	5	5	3	2	0	0	5	1	24		
33 Henningsen,C.	c	3	7	0	0	0	0	1	4	5	4	6	2	3	0	0	22		
01 Boston,C.	g	4	13	3	6	2	2	0	0	0	3	13	4	3	0	0	35		
12 Stuart,Tegan	g	2	7	1	4	0	1	2	2	4	1	5	3	1	0	1	30		
05 Leiker,Andrea	1	2	0	1	0	0	1	1	2	0	2	2	1	0	0	15			
11 Corker,Lacy	1	2	0	1	0	0	0	0	0	1	2	0	0	0	0	2			
13 Dorsey,Carolyn	6	8	1	2	1	2	4	4	8	3	14	0	0	0	0	22			
24 Svarova,Denisa	0	4	0	0	0	0	0	6	6	2	0	3	1	3	0	12			
TEAM								3	3										
Totals.....		24	61	9	21	4	7	10	29	39	20	61	14	12	8	2	200		

HOME TEAM: No. 6 Washburn (26-3)

##	Player	tot-fg				3-pt		rebounds							a	to	blk	s	min																																														
		fg	fga	fg	fga	fta	of	de	tot	pf	tp	a	to	blk						s	min																																												
04	Holmes,Amanda	f	6	16	0	1	10	11	1	5	6	1	22	3	1	4	0	25																																															
25	Sullivan,Megan	f	1	6	0	0	0	0	1	5	6	1	2	2	1	0	0	21																																															
32	Ubelaker,Brooke	f	4	9	1	6	4	4	1	5	6	2	13	1	1	0	1	38																																															
03	Keely,Cindy	g	0	0	0	0	0	0	1	0	1	3	0	0	0	1	1	21																																															
10	Abee,Jessica	g	2	8	2	4	2	2	0	2	2	2	8	3	1	0	1	37																																															
13	Mainz,Jessica		2	4	1	1	2	3	0	4	4	2	7	2	0	0	0	27																																															
15	Holmes,Nikki		0	1	0	0	0	0	0	0	0	1	0	0	0	0	0	2																																															
21	Stiger,Corley		7	14	5	7	2	2	1	2	3	1	21	2	1	0	3	29																																															
TEAM								3		3		6		13		73		13		5		6		6		200																																							
Totals.....		22				58				9				19				20				22				8				26				34				13				73				13				5				6				6				200			



BASKETBALL